



2009



State of Tennessee
Annual Juvenile Court Statistical Report

TENNESSEE COUNCIL OF JUVENILE AND FAMILY COURT JUDGES

JUDGE RAY GRIMES, PRESIDENT

2009

TENNESSEE ANNUAL JUVENILE COURT STATISTICAL REPORT

PUBLISHED DECEMBER 2010

We appreciate the juvenile court staff and clerks who provided the juvenile court statistical data necessary for the production of this report. We also acknowledge the Tennessee Commission on Children and Youth for their continued support and encouragement.

**Supreme Court of Tennessee
Administrative Office of the Courts
511 Union Street, Suite 600
Nashville, Tennessee 37219**

Any portion of this publication may be reproduced.



Tennessee Council of Juvenile & Family Court Judges
Administrative Office of the Courts

2009 TENNESSEE JUVENILE COURT STATISTICAL DATA

TABLE OF CONTENTS

The Juvenile Court	Page
The Tennessee Council of Juvenile and Family Court Judges	1
The Administrative Office of the Courts	2
Overview	3
Court Process	4
The Juvenile Court Referral Process	5
The Court Data Collection Process	6
Units of Court	7
Tennessee Regional and Metropolitan Area Map	8
Children Information	10
Children Referred to Juvenile Court by Geographical Region and Major Metropolitan Area	11
Children Referred to Juvenile Court by Race	12
Children Referred to Juvenile Court by Age	13
Children of Hispanic Origin Referred to Juvenile Court by Race and Sex	14
Living Arrangement of Child at Time of Referral	15
Last Grade Completed by Child at Time of Referral	16
Children Enrolled in School	16
Children Enrolled in Special Education	16
Detention Statistics at Time of Referral by Child	17
Detention Statistics at Time of Referral by Case	17
Placement after Secure Detention Hearing by Child	18
Placement after Secure Detention Hearing by Case	18
Children with Delinquent, Neglect/Dependent/Abuse, Status/Unruly Referrals	19
Children with Delinquent Referrals by Sex and Race	20
Children with Status/Unruly Referrals by Sex and Race	20
Children with Dependency/Neglect/Abuse Referrals by Sex and Race	20
Children Referred for Unlawful Carrying/Possession of a Weapon by Age	21
Children Referred for Carrying Weapons on School Property by Age	21
Children Transferred to Adult Court by Age	22
Referral Information	24
Delinquent Referrals by Sex and Race	25
Status/Unruly Referrals by Sex and Race	25
Dependency/Neglect/Abuse Referrals by Sex and Race	25
Referrals for Status/Unruly Offenses	26
Referrals by Type	27
Referral Reasons by Type	28
Source of Referrals	31
Six Most Frequent Referral Reasons by Source	32
Source of Referral by Type	35
Intake Actions at Referral	38
Intake Actions by Type	39
Breakdown of Referrals by the Person Executing the Action	42



2009 TENNESSEE JUVENILE COURT STATISTICAL DATA

TABLE OF CONTENTS

	Page
Dispositional Actions / Case Outcomes	44
Dispositional Actions	45
Dispositional Actions by Type	46
Formal and Informal Actions by Type	47
Case Outcomes	52
Case Outcomes by Type	53
Individual Court Information	56
Child, Case, and Referral Counts by Court	57
Children Referred to Juvenile Court by Court	59
Children Transferred to Adult Court by Court	61
Cases Transferred to Adult Court by Court	62
Referral and Court Counts by Type	63
Trends	66
Children Referred to Tennessee Juvenile Courts	67
Referrals to Juvenile Court	68
Cases in Juvenile Court	69
Delinquent Referral Reasons and Individual Children Referred	70
Status/Unruly Referral Reasons and Individual Children Referred	70
Neglected, Dependent and Abused Referrals and Individual Children Referred	71
Crime Index by Individual Children and Referrals	72
Violent Crime Index by Individual Children and Referrals	72
Children Referral for Aggravated Assault, Burglary, Homicide, Larceny, Rape, Robbery	73
Referrals for Aggravated Assault, Burglary, Homicide, Larceny, Rape, Robbery	74
Commitments to DCS, DHS, DYD for Referrals of Delinquent, Status, Dependency or Neglect	75
Children Referred to Juvenile Court with Violation of Probation or Violation of Aftercare	75
Appendix	76
Top 4 Referral Reasons by Sex, Race, and Type	77
Referrals by Age	80
Referrals by Type and Age of Child at Referral	81
Children Under Age 18 Referred to Juvenile Court by Court	83
Children Under Age 18 Transferred to Adult Court by Court	85
Cases for Children Under Age 18 Transferred to Adult Court by Court	86
Glossary	88



2009 TENNESSEE JUVENILE COURT STATISTICAL DATA

The Tennessee Council of Juvenile and Family Court Judges

The Tennessee Council of Juvenile and Family Court Judges (TCJFCJ), was created by the Tennessee General Assembly through legislation that was effective July 1, 1982. The TCJFCJ is the official organization of Tennessee judges having juvenile court jurisdiction.

Throughout its history the Council has represented juvenile court judges and court staff, providing an independent voice regarding issues affecting children, youth, families and communities. The Council meets semi-annually to consider matters concerning their members' official duties and obligations. The Council promotes best court practices and seeks a clearer understanding of what problems and specific challenges dependent, neglected, unruly, and delinquent children face when they come before the courts. The Council strives to increase the court's resources and legal options so they may better meet the needs of Tennessee's children and their families.

TCJFCJ Executive Committee

President:	Honorable Ray Grimes	Montgomery County
Vice-President:	Honorable Nolan Goolsby	Putnam County
Secretary/Treasurer:	Honorable Robert Lincoln	Washington County

Directors

Immediate Past President:	Honorable Ken Witcher	Macon County
	Honorable Betty Adams Green	Davidson County
	Honorable Dennis Humphrey	Roane County
	Honorable A. Andrew Jackson	Dickson County
	Honorable Rachel J. Jackson	Lauderdale County
	Honorable Larry J. Logan	Carroll County
	Honorable Jeff D. Rader	Sevier County
	Honorable Wayne Shelton	Montgomery County



2009 TENNESSEE JUVENILE COURT STATISTICAL DATA

The Administrative Office of the Courts

The Administrative Office of the Courts (AOC) assumed administrative support responsibility for the TCJFCJ in April 2005. Among the staff serving the TCJFCJ are the AOC's general counsel, a juvenile court program specialist, and a juvenile data collection team. The AOC collects juvenile court statistical data and publishes quarterly and annual statistical reports on the activities of the state's juvenile courts as part of the services they provide to the TCJFCJ. The juvenile courts and the clerks of the courts provide juvenile court data, including cases, informal adjustments, pretrial diversions and special proceedings as set out in the Tennessee Code Annotated § 37-1-106(b)(3) and § 37-1-506.

AOC Staff

Executive Director:	Elizabeth A. Sykes
General Counsel:	David Haines
Juvenile Court Program Specialist:	Elvira Newcomb
Director, Information Technology:	Ann Lynn Walker
Juvenile Team	
Technology Manager:	Tammy Hawkins
Juvenile Data Analyst:	Beverly Edmonds
Business Analyst:	Brenda Blythe



2009 TENNESSEE JUVENILE COURT STATISTICAL DATA

Overview

The Annual Juvenile Statistical Report for calendar year 2009 marks the sixth TCJFCJ annual report compiled and published by the AOC. Please call the AOC, or the specific juvenile court, for any data related questions. Additional statistics and juvenile court information can be found at <http://www.tennessee.gov/tcjcj/reports.html>.

Tennessee has a non-unified court system which means that each court has its own methods of conducting court business. Collecting the same categories of juvenile data across all courts is a challenge. Caution should be exercised when comparing courts with each other. Although some juvenile courts do handle adult cases, such as contributing to the dependency or delinquency of a minor, those cases should be reported and will be reflected in the statistical reports from the juvenile's perspective.

Please note that data from 2005 has not been included in the trend information charts. One of the larger juvenile courts submitted its 2005 data in a summarized format. The summarized data could not be included in the database or in the reports that used demographic information to break the data down into reportable categories. The absence of this court's information would have biased the data and given a false representation of juvenile trend factors within the State. To address this challenge, the AOC chose the trend range of 1999 through 2004 and 2006 through 2009, which shows 10 years of accumulated statistics that depict the juvenile court data in the most meaningful way.



2009 TENNESSEE JUVENILE COURT STATISTICAL DATA

Court Process

The basic juvenile court process in Tennessee is comprised of three central phases:

Referral/Intake

Referral begins when a complaint is filed. The complaints are filed by law enforcement, parents or other individuals or agencies requesting that the court exercise its authority. Intake is a process during which the court reviews information to determine whether it has the authority to intervene in a child's life and in what manner it will administer its authority. If the complainant requests that the juvenile be detained, the intake officer performs a detention screening to determine if there is probable cause (legal sufficiency) that the child committed the alleged offense and is subject to detention in accordance with the statute. The intake officer then determines if the complaint should be excluded, informally adjusted (a voluntary agreement between the intake officer, the child and the parents), or if a petition should be filed.

Adjudication

In most instances, if a petition is filed the case goes into the adjudicatory phase. The juvenile court judge or referee hears the case to determine if the allegations in the petition have merit. The court considers only formally admitted evidence in making its decision. When the allegations are substantiated, the judge will either proceed immediately or will set a later hearing date to determine the appropriate case disposition or outcome. If the allegations are not substantiated or cannot be proven, the petition will be dismissed.

Disposition/Outcome

The purpose of the dispositional phase is to determine an appropriate course of action for the child while taking into consideration his or her circumstances. The disposition occurs when an attempt is made to meet the child's social and rehabilitative needs through an appropriate course of treatment or action.


The Juvenile Court Referral Process Chart on the next page is a graphic depiction of the referral process and shows how many referrals were disposed state-wide in 2009.



2009 TENNESSEE JUVENILE COURT STATISTICAL DATA

The Juvenile Court Referral Process

Delinquent 71,870	Status 23,941	Dependency and Neglect 11,639	Other Court Action Violations 323	Special Proceedings 34,474	Parentage 25,092	Other 13,093
-----------------------------	-------------------------	---	---	--------------------------------------	----------------------------	------------------------



Parents, Victims, School, Relatives, State Dept, etc.
112,007

Law Enforcement
68,425

Pretrial Diversion, Informal Adjustment
32,809

Court Actions
180,432

Transfer to Adult Court Hearing
773

Charges Cleared By Transfer to Adult Court
117

Special Proceeding
29,202

Review Concluded
6,838

Case Held Open
30,224

Other
11,086

Formal Adjudications
69,383

Juvenile Court System Outcomes / Dispositions
281,806

Formal
19,386

General
155,315

Special Proceedings
57,214

Other
49,891



2009 TENNESSEE JUVENILE COURT STATISTICAL DATA

The Court Data Collection Process

All 98 Tennessee juvenile courts reported data to the TCJFCJ in 2009. The courts used either JIF98, a data collection software program provided by the TCJFCJ, or other data collection software that they obtained for their court. Those courts using other data collection software are required to adhere to the data validation standards developed by the AOC staff to insure data accuracy. The courts submit their data on computer readable media, or as electronic mail attachments. Tennessee juvenile courts have reported data to the TCJFCJ for the past 16 years.

Data Collected

The basic data collected in this process falls within the following categories:

- Child Information
 - Demographics
 - Detentions
- Referral Information
 - Reasons
 - Sources
 - Intake Actions
 - Actions Executed By
- Case Outcome/Dispositional Information
 - Formal adjudicatory actions
 - Informal actions
- Individual Court Information
- Trends



2009 TENNESSEE JUVENILE COURT STATISTICAL DATA

Units of Count

The statistical reports contained in this document are broken down into the following:

Number of Children

Counting children is accomplished by using the unique identification number that the court assigns to each child. This identification method insures that each child will be counted only once for statistical purposes.

Number of Cases

Each child may have one (1) or more cases. A case is defined as: "All referral reasons/charges reported to the court (via complaint, petition, motion, etc.) on a given day for a given child". This means that one case on an individual child may contain up to five referral reasons. The top five (5) referral reasons or charges on one referral date in each case are collected for statistical purposes.

Number of Referrals

A referral is defined as a complaint, offense, or reason that the juvenile court is involved with the child. Each case or referral has at least one (1) or more dispositions or outcomes, so the number of dispositions or outcomes may exceed the number of referrals.

Number of Dispositions/Outcomes

The disposition or outcome is the definitive action taken, or treatment plan decided, regarding a particular case. The disposition date, which is the date that the case is disposed, is used to determine when the case will be counted and reported for statistical purposes.



2009 TENNESSEE JUVENILE COURT STATISTICAL DATA

Tennessee Regional and Metropolitan Area Map

Tennessee is divided into eight (8) major regions and four (4) major metropolitan areas. The Regions are shown on the map below.



Regions:

East: (Courts) Anderson, Blount, Campbell, Claiborne, Cocke, Grainger, Hamblen, Jefferson, Loudon, Monroe, Morgan, Roane, Scott, Sevier and Union

Mid-Cumberland: (Courts) Cheatham, Dickson, Houston, Humphreys, Montgomery, Robertson, Rutherford, Stewart, Sumner, Trousdale, Williamson and Wilson

Northeast: (Courts) Bristol, Carter, Greene, Hancock, Hawkins, Johnson City, Sullivan Division I, Sullivan Division II, Unicoi and Washington

Northwest: (Courts) Benton, Carroll, Crockett, Dyer, Gibson, Henry, Johnson, Lake, Obion and Weakley

South Central: (Courts) Bedford, Coffee, Giles, Hickman, Lawrence, Lewis, Lincoln, Marshall, Maury, Moore, Perry and Wayne

Southeast: (Courts) Bledsoe, Bradley, Franklin, Grundy, Marion, McMinn, Meigs, Polk, Rhea and Sequatchie

Southwest: (Courts) Chester, Decatur, Fayette, Hardeman, Hardin, Haywood, Henderson, Lauderdale, Madison, McNairy and Tipton

Upper Cumberland: (Courts) Cannon, Clay, Cumberland, DeKalb, Fentress, Jackson, Macon, Overton, Pickett, Putnam, Smith, Van Buren, Warren and White

Metropolitan Areas:

Davidson County / Nashville

Shelby County / Memphis

Hamilton County / Chattanooga

Knox County / Knoxville



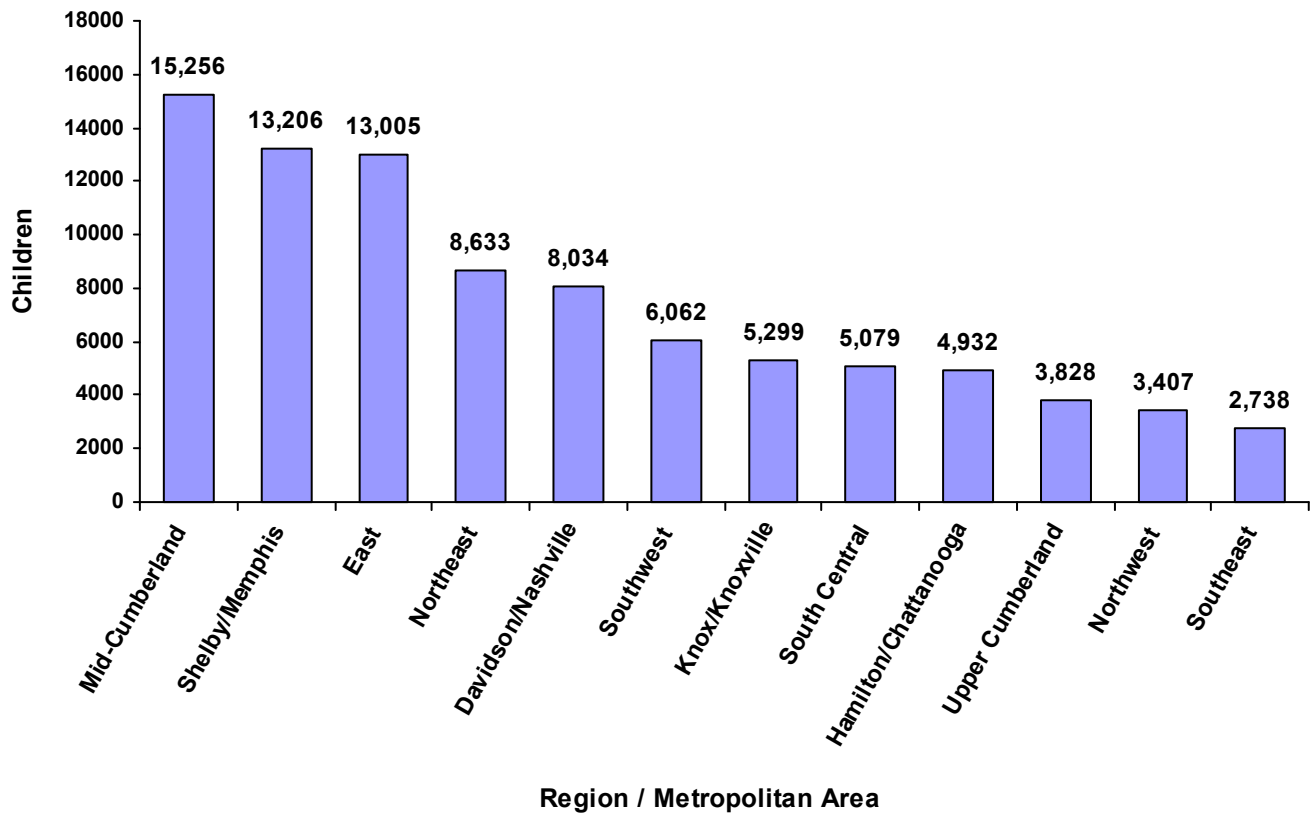
Children Information



2009 TENNESSEE JUVENILE COURT STATISTICAL DATA

Children Referred to Juvenile Court (by Geographical Region and Major Metropolitan Area)

	White Male	African American Male	Other Race Male	White Female	African American Female	Other Race Female	Unknown Race or Sex	Total	% of All Children Referred
Davidson/Nashville	1,090	2,472	157	821	1,765	128	1,601	8,034	8.98%
East	6,899	356	136	4,980	205	108	321	13,005	14.53%
Hamilton/Chattanooga	1,257	1,461	40	1,003	1,061	37	73	4,932	5.51%
Knox/Knoxville	1,892	604	89	1,516	421	65	712	5,299	5.92%
Mid-Cumberland	6,878	1,602	355	4,189	895	244	1,093	15,256	17.05%
Northeast	4,461	212	68	3,304	147	57	384	8,633	9.65%
Northwest	1,330	553	55	878	369	31	191	3,407	3.81%
Shelby/Memphis	1,245	6,580	123	868	4,204	103	83	13,206	14.76%
South Central	2,488	362	74	1,734	226	51	144	5,079	5.68%
Southeast	1,521	135	33	948	47	28	26	2,738	3.06%
Southwest	1,805	1,675	72	1,113	1,181	67	149	6,062	6.77%
Upper Cumberland	2,216	50	47	1,365	38	43	69	3,828	4.28%
Totals	33,082	16,062	1,249	22,719	10,559	962	4,846	89,479	

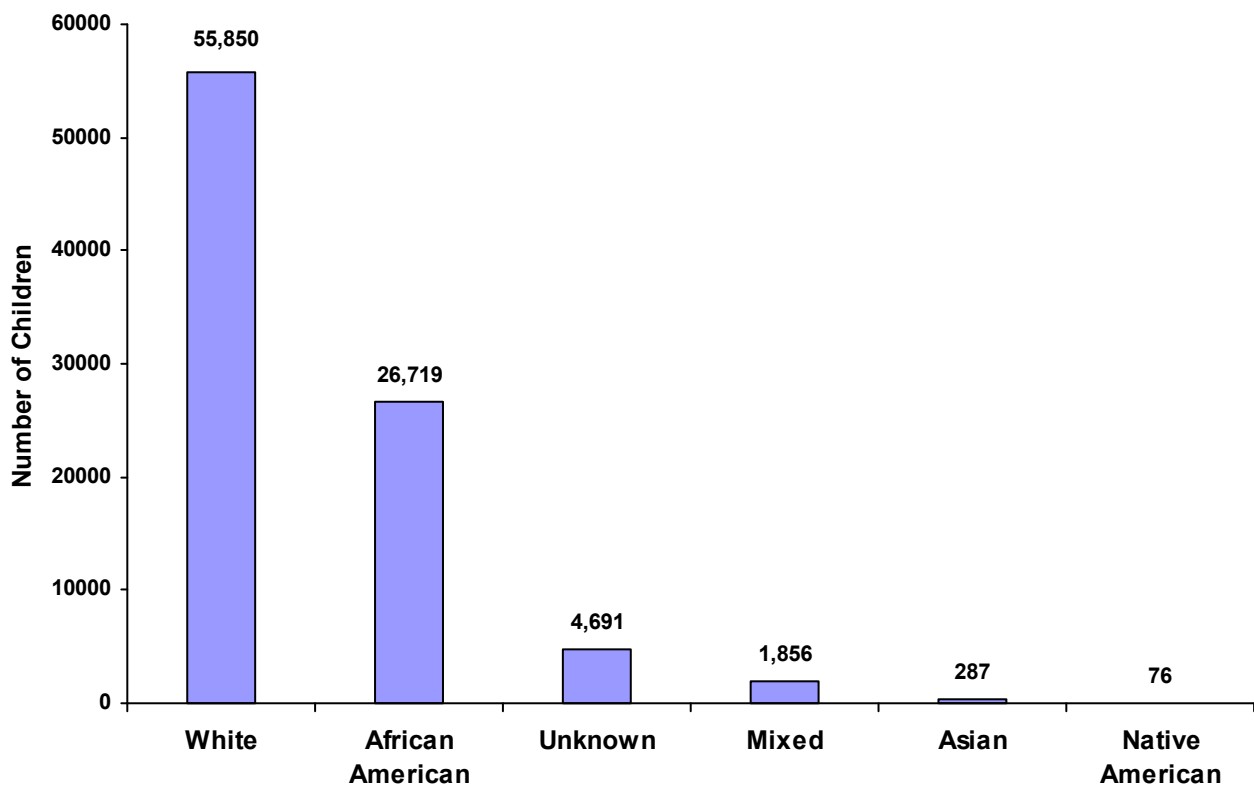


2009 TENNESSEE JUVENILE COURT STATISTICAL DATA

Children Referred to Juvenile Court

(by Race)

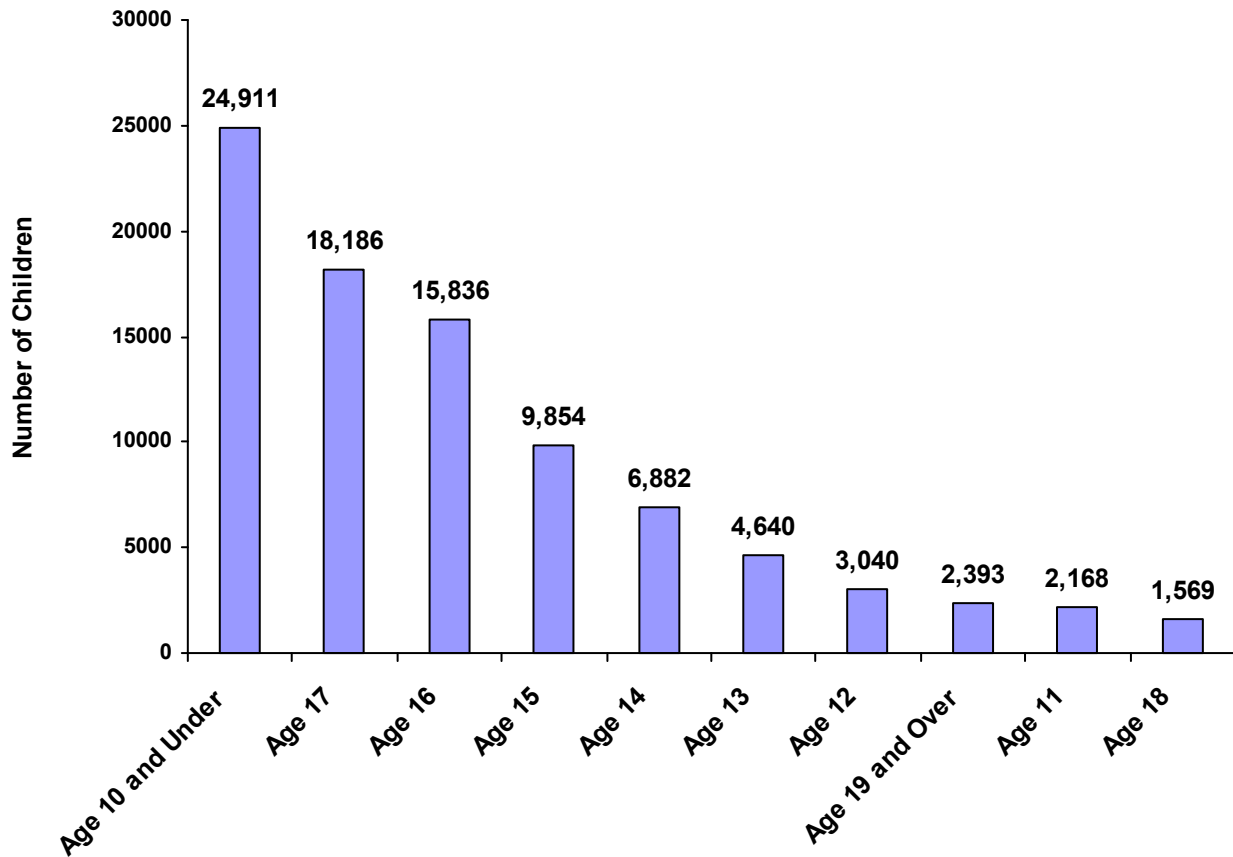
Race	Male	Female	Unknown	Total	Percent
White	33,082	22,719	49	55,850	62.42%
African American	16,062	10,559	98	26,719	29.86%
Native American	44	32	0	76	0.08%
Asian	164	122	1	287	0.32%
Mixed	1,041	808	7	1,856	2.07%
Unknown	2,423	1,806	462	4,691	5.24%
Total	52,816	36,046	617	89,479	100.00%



2009 TENNESSEE JUVENILE COURT STATISTICAL DATA

Children Referred to Juvenile Court (by Age)

	White Male	African American	Other Race	White Female	African American Female	Other Race	Unknown Race or Sex	Total	% of All Children
Age 10 and Under	7,111	3,877	488	6,761	3,473	465	2,736	24,911	27.84%
Age 11	694	464	26	516	319	27	122	2,168	2.42%
Age 12	1,038	693	46	677	421	39	126	3,040	3.40%
Age 13	1,617	990	79	1,055	685	46	168	4,640	5.19%
Age 14	2,407	1,500	88	1,664	918	63	242	6,882	7.69%
Age 15	3,653	2,113	130	2,334	1,214	88	322	9,854	11.01%
Age 16	6,668	2,790	178	4,159	1,583	125	333	15,836	17.70%
Age 17	8,164	2,888	183	4,760	1,642	96	453	18,186	20.32%
Age 18	734	278	22	324	140	9	62	1,569	1.75%
Age 19 and Over	996	469	9	469	164	4	282	2,393	2.67%
Total	33,082	16,062	1,249	22,719	10,559	962	4,846	89,479	



2009 TENNESSEE JUVENILE COURT STATISTICAL DATA

Hispanic Origin

All racial categories may contain juveniles who are considered to be of Hispanic origin or ethnicity. Please note that some court case management systems classify Hispanic origin as a race while others treat Hispanic origin as an ethnicity and categorize these juveniles as white. Some courts do not report this data at all which means the data reported by the Administrative Office of the Courts for Hispanic ethnicity or Hispanic origin is potentially underreported in Tennessee.

The National Center for Juvenile Justice (NCJJ) defines Hispanic origin and how it should be reported. The Standards for Maintaining, Collecting, and Presenting Federal Data on Race and Ethnicity (excerpt from the Federal Register on October 30, 1997) defines Hispanic origin as follows: A person of Cuban, Mexican, Puerto Rican, South or Central American, or other Spanish culture or origin, regardless of race. The term, "Spanish Origin" can be used in addition to "Hispanic" or "Latino".

Children of Hispanic Origin Referred to Juvenile Court (by Race)

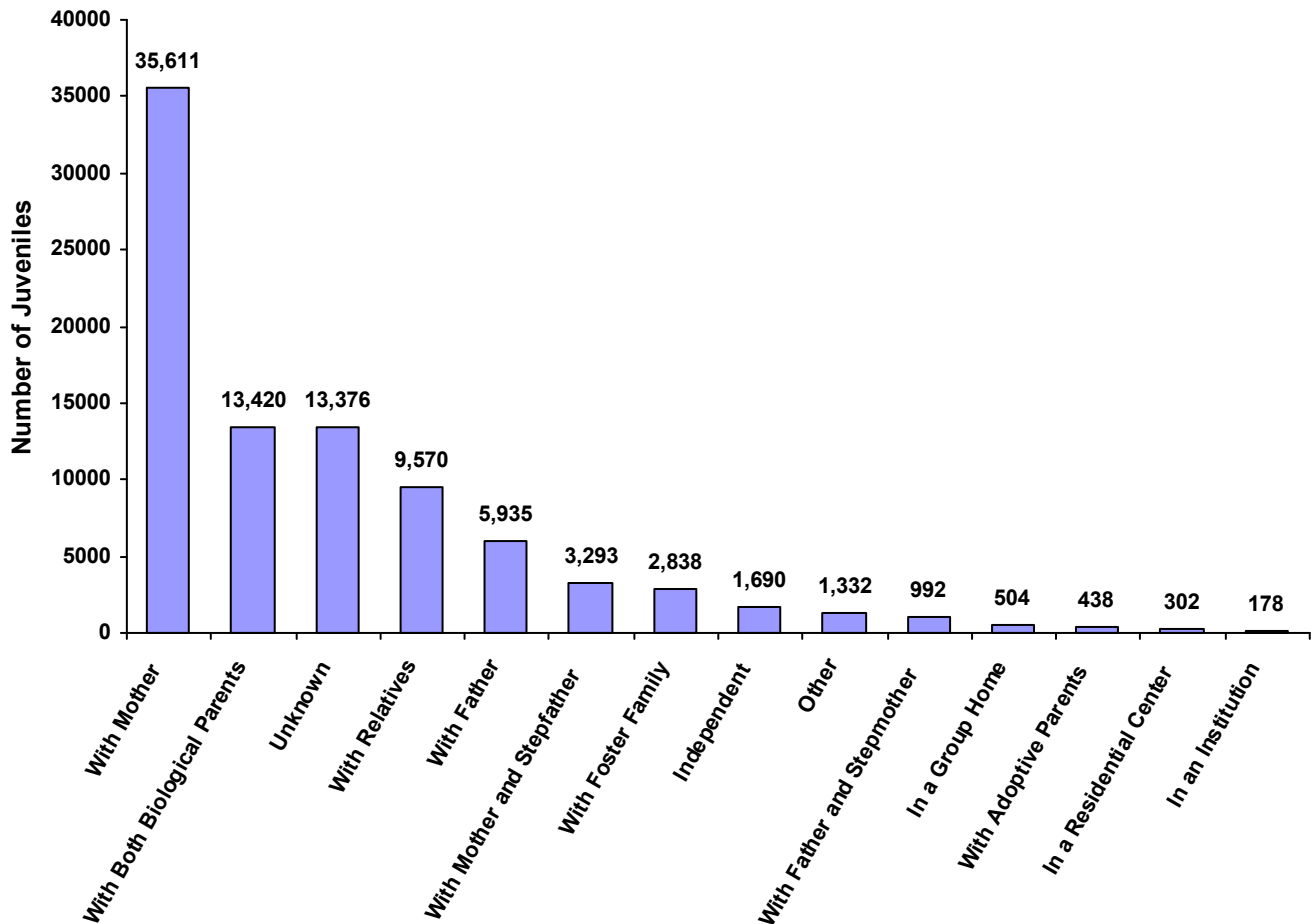
Race	Male	Female	Unknown	Total	% of All Children
White	723	452	2	1,177	1.32%
African American	42	37	0	79	0.09%
Native American	3	3	0	6	0.01%
Asian	5	1	0	6	0.01%
Mixed	199	120	0	319	0.36%
Unknown	311	149	2	462	0.52%
Total	1,283	762	4	2,049	2.29%



2009 TENNESSEE JUVENILE COURT STATISTICAL DATA

Living Arrangement of Child at Time of Referral

	White Male	African American Male	Other Race Male	White Female	African American Female	Other Race Female	Unknown Race or Sex	Total	% of All Children Referred
With Both Biological Parents	7,285	999	157	4,048	499	81	351	13,420	15.00%
With Father and Stepmother	524	95	16	280	54	6	17	992	1.11%
With Mother and Stepfather	1,578	410	56	949	225	44	31	3,293	3.68%
With Mother	10,755	8,595	465	8,121	5,700	365	1,610	35,611	39.80%
With Father	2,744	796	78	1,623	448	68	178	5,935	6.63%
With Relatives	3,038	1,956	148	2,569	1,506	136	217	9,570	10.70%
With Adoptive Parents	227	35	10	136	18	6	6	438	0.49%
With Foster Family	1,104	290	65	984	267	59	69	2,838	3.17%
In a Group Home	216	121	12	93	52	4	6	504	0.56%
In a Residential Center	157	72	5	30	27	2	9	302	0.34%
In an Institution	62	70	4	15	18	3	6	178	0.20%
Independent	714	312	5	337	129	2	191	1,690	1.89%
Unknown	4,311	2,014	196	3,201	1,406	159	2,089	13,376	14.95%
Other	367	297	32	333	210	27	66	1,332	1.49%
Totals	33,082	16,062	1,249	22,719	10,559	962	4,846	89,479	



2009 TENNESSEE JUVENILE COURT STATISTICAL DATA

Last Grade Completed by Child at Time of Referral

	White Male	African American Male	Other Race Male	White Female	African American Female	Other Race Female	Unknown Race or Sex	Total	% of All Children Referred
Too Young for School	2,238	537	151	2,097	577	132	378	6,110	6.83%
Preschool	163	167	13	152	164	11	10	680	0.76%
Kindergarten	374	209	21	403	196	32	34	1,269	1.42%
1st Grade	406	215	19	405	165	27	35	1,272	1.42%
2nd Grade	309	212	16	312	169	26	31	1,075	1.20%
3rd Grade	395	249	15	323	191	12	29	1,214	1.36%
4th Grade	419	296	16	325	165	12	39	1,272	1.42%
5th Grade	656	504	32	400	303	18	40	1,953	2.18%
6th Grade	1,019	788	54	640	441	34	74	3,050	3.41%
7th Grade	1,554	1,089	72	909	720	37	81	4,462	4.99%
8th Grade	2,706	1,950	123	1,706	1,010	67	184	7,746	8.66%
9th Grade	3,843	2,133	118	2,166	1,131	95	214	9,700	10.84%
10th Grade	4,338	1,758	103	2,750	1,052	77	142	10,220	11.42%
11th Grade	3,812	999	86	2,426	722	48	97	8,190	9.15%
12th Grade	873	296	17	590	198	6	46	2,026	2.26%
Non-Graded Special Ed	2	1	1	8	0	0	0	12	0.01%
GED	185	40	7	82	8	6	3	331	0.37%
Graduated	229	53	5	176	38	4	6	511	0.57%
Never Attended School	612	697	59	557	664	48	252	2,889	3.23%
Unknown	8,528	3,812	315	5,928	2,626	269	3,131	24,609	27.50%
Other	421	57	6	364	19	1	20	888	0.99%
Totals	33,082	16,062	1,249	22,719	10,559	962	4,846	89,479	

Children Enrolled in School

	Children	% of All Children
Enrolled	59,911	66.96%
Not Enrolled	12,815	14.32%
Unknown	16,753	18.72%
	89,479	

Children Enrolled in Special Education

	Children	% of All Children
Enrolled	3,375	3.77%
Not Enrolled	58,969	65.90%
Unknown	27,135	30.33%
	89,479	



2009 TENNESSEE JUVENILE COURT STATISTICAL DATA

Detention Statistics at Time of Referral (by Child)

	White Male	African American Male	Other Race Male	White Female	African American Female	Other Race Female	Unknown Race or Sex	Total	% of Total Children
Does Not Apply	28,547	11,324	1,085	19,987	8,155	875	4,593	74,566	83.33%
Juvenile Detention Facility	2,402	3,490	113	1,144	1,531	54	124	8,858	9.90%
Unknown	965	1,138	39	779	820	30	65	3,836	4.29%
Non-Secure Placement	1,015	84	12	690	48	3	63	1,915	2.14%
Other	91	11	0	63	4	0	1	170	0.19%
Psychiatric Hospital	40	7	0	48	1	0	0	96	0.11%
Jail - Complete Separation	13	6	0	4	0	0	0	23	0.03%
Jail - No Separation	5	2	0	2	0	0	0	9	0.01%
Jail - Partial Separation	4	0	0	2	0	0	0	6	0.01%
Totals	33,082	16,062	1,249	22,719	10,559	962	4,846	89,479	

Detention Statistics at Time of Referral (by Case)

	Cases	% of Total Cases
Does Not Apply	129,524	83.40%
Juvenile Detention Facility	15,636	10.07%
Unknown	6,617	4.26%
Non-Secure Placement	3,092	1.99%
Other	273	0.18%
Psychiatric Hospital	104	0.07%
Jail - Complete Separation	39	0.03%
Jail - No Separation	16	0.01%
Jail - Partial Separation	13	0.01%
	155,314	100.00%

Detention Statistics above are reported separately by Child and by Case. One child may have multiple cases.

Does Not Apply: Refers to cases not eligible for detention due to the type of Referral or the decision not to detain.



2009 TENNESSEE JUVENILE COURT STATISTICAL DATA

Placement after Secure Detention Hearing (by Child)

	White Male	African American Male	Other Race Male	White Female	African American Female	Other Race Female	Unknown Race or Sex	Total	% of Total Children
Does Not Apply	28,653	13,793	1,124	20,292	9,729	903	4,627	79,121	88.42%
Returned to Prior Living Arr	2,841	1,165	78	1,622	443	34	123	6,306	7.05%
Unknown	886	379	14	542	221	14	66	2,122	2.37%
Juvenile Detention Facility	490	667	26	157	147	8	19	1,514	1.69%
Foster Family Home	78	7	3	48	5	2	0	143	0.16%
Other	75	14	0	40	4	1	9	143	0.16%
Shelter / Group Home	44	26	0	15	8	0	2	95	0.11%
Psychiatric Hospital	12	4	2	1	1	0	0	20	0.02%
Jail	3	7	2	2	1	0	0	15	0.02%
Totals	33,082	16,062	1,249	22,719	10,559	962	4,846	89,479	

Placement after Secure Detention Hearing (by Case)

	Cases	% of Total Cases
Does Not Apply	136,973	88.19%
Returned to Prior Living Arrangement	10,984	7.07%
Juvenile Detention Facility	3,272	2.11%
Unknown	3,126	2.01%
Foster Family Home	323	0.21%
Shelter / Group Home	290	0.19%
Other	277	0.18%
Psychiatric Hospital	36	0.02%
Jail	33	0.02%
	155,314	100.00%

Detention Statistics above are reported separately by Child and by Case. One child may have multiple cases.

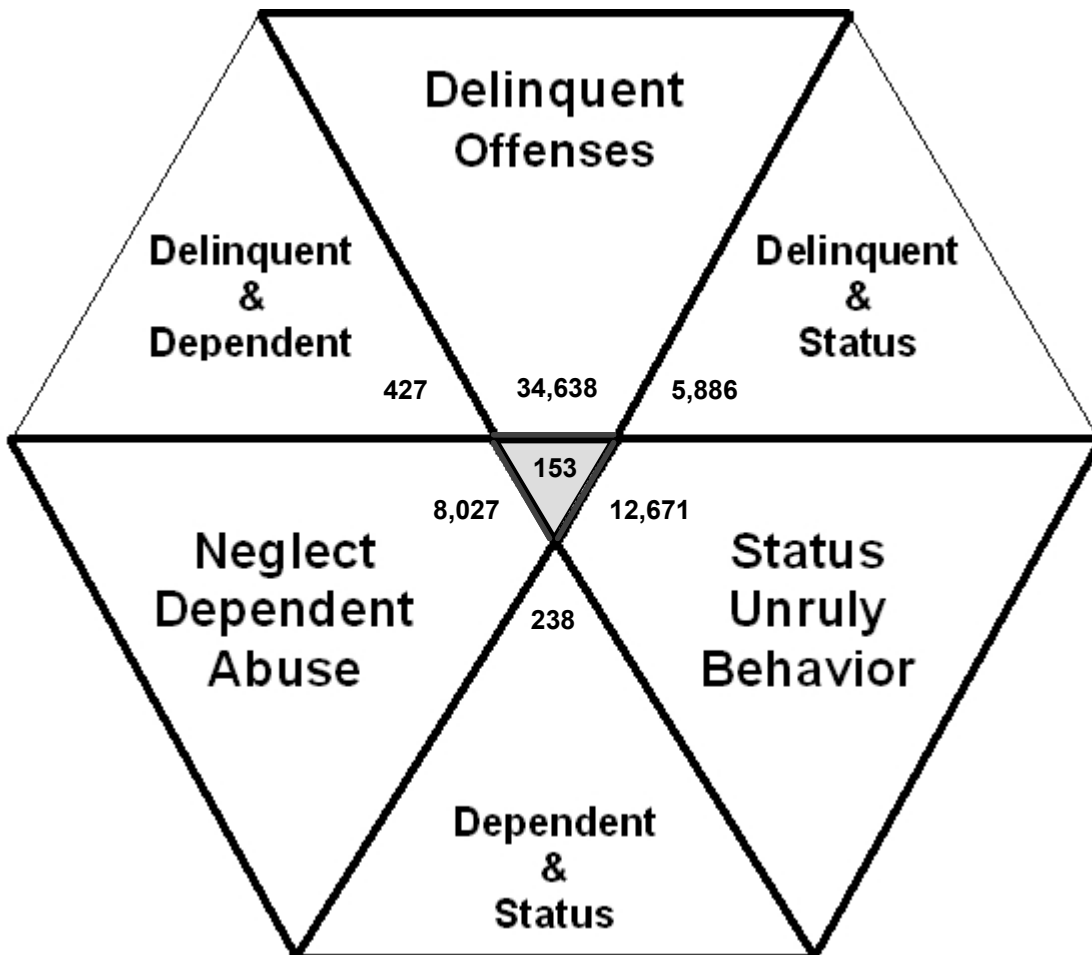
Does Not Apply: Refers to cases not eligible for detention due to the type of Referral or the decision not to detain.



2009 TENNESSEE JUVENILE COURT STATISTICAL DATA

Children with Delinquent, Neglect/Dependent/Abuse, Status/Unruly Referrals

Children can have referrals in multiple categories. The drawing below shows that in the year 2009 there were 34,638 children with referrals to juvenile courts in Tennessee with only delinquent offenses, 12,671 for those with only status/unruly behavior, and 8,027 for children with neglect, dependent or abuse referrals during the calendar year. There were 5,886 children that had a delinquent AND a status/unruly referral. There were 427 children with both delinquent behavior AND a neglect, dependent or abuse referral. There were 238 children that had both a status/unruly referral AND a neglect, dependent or abuse referral. And finally, there were 153 children with all three referral types of delinquent AND status/unruly AND neglect, dependent or abuse.



Total number of individual children with a referral in any of the categories listed above of Delinquent, Status/Unruly, and Neglect/Dependent/Abuse equals 62,040

Each child is counted only once in this chart

Total number of individual children for ALL referrals disposed by juvenile courts in 2009 equals 89,479



2009 TENNESSEE JUVENILE COURT STATISTICAL DATA

Children* with Delinquent Referrals (by Sex)

	White	African American	Native American	Asian	Mixed Race	Unknown Race	Total
Male	16,926	8,908	23	82	377	677	26,993
Female	9,126	4,379	10	39	187	273	14,014
Unknown Sex	9	15	0	0	0	73	97
Totals	26,061	13,302	33	121	564	1,023	41,104

Children* with Status/Unruly Referrals (by Sex)

	White	African American	Native American	Asian	Mixed Race	Unknown Race	Total
Male	7,938	2,879	8	49	201	306	11,381
Female	5,363	1,740	12	32	161	227	7,535
Unknown Sex	4	5	0	0	0	23	32
Totals	13,305	4,624	20	81	362	556	18,948

Children* with Dependency/Neglect/Abuse Referrals (by Sex)

	White	African American	Native American	Asian	Mixed Race	Unknown Race	Total
Male	2,526	1,460	5	4	166	226	4,387
Female	2,633	1,325	7	11	150	233	4,359
Unknown Sex	10	3	0	0	1	85	99
Totals	5,169	2,788	12	15	317	544	8,845

* A child may be counted in more than one category



2009 TENNESSEE JUVENILE COURT STATISTICAL DATA

Children Referred for Unlawful Carrying/Possession of a Weapon (by Age)

	White Male	African American Male	Other Race Male	White Female	African American Female	Other Race Female	Unknown Race or Sex	Total	% of Total
Age 7	0	1	0	0	0	0	0	1	0.15%
Age 8	0	2	0	0	0	0	0	2	0.30%
Age 9	0	1	0	0	0	0	0	1	0.15%
Age 10	0	1	0	0	0	0	0	1	0.15%
Age 11	1	0	0	0	0	0	1	2	0.30%
Age 12	5	1	1	0	1	0	0	8	1.19%
Age 13	8	8	0	0	0	0	2	18	2.68%
Age 14	20	25	2	1	1	1	3	53	7.90%
Age 15	30	71	1	5	6	0	3	116	17.29%
Age 16	55	133	1	5	3	0	9	206	30.70%
Age 17	64	167	3	5	11	0	9	259	38.60%
Age 18	0	4	0	0	0	0	0	4	0.60%
Totals	183	414	8	16	22	1	27	671	

Children Referred for Carrying Weapons on School Property (by Age)

	White Male	African American Male	Other Race Male	White Female	African American Female	Other Race Female	Unknown Race or Sex	Total	% of Total
Age 6	0	1	0	0	0	0	0	1	0.24%
Age 7	0	2	0	0	0	0	0	2	0.48%
Age 8	0	1	0	0	0	0	0	1	0.24%
Age 9	0	5	0	0	0	0	0	5	1.20%
Age 10	3	3	0	0	1	0	0	7	1.68%
Age 11	4	8	0	2	1	2	1	18	4.33%
Age 12	10	12	2	2	7	0	4	37	8.89%
Age 13	18	12	1	3	7	1	1	43	10.34%
Age 14	18	23	3	11	14	0	1	70	16.83%
Age 15	23	23	1	7	12	0	2	68	16.35%
Age 16	35	28	1	3	9	0	2	78	18.75%
Age 17	37	23	3	5	16	0	0	84	20.19%
Age 18	1	0	0	0	0	0	0	1	0.24%
Age 19 and Over	0	0	0	1	0	0	0	1	0.24%
Totals	149	141	11	34	67	3	11	416	

Total Children* Referred with Weapon Charges = 1,065

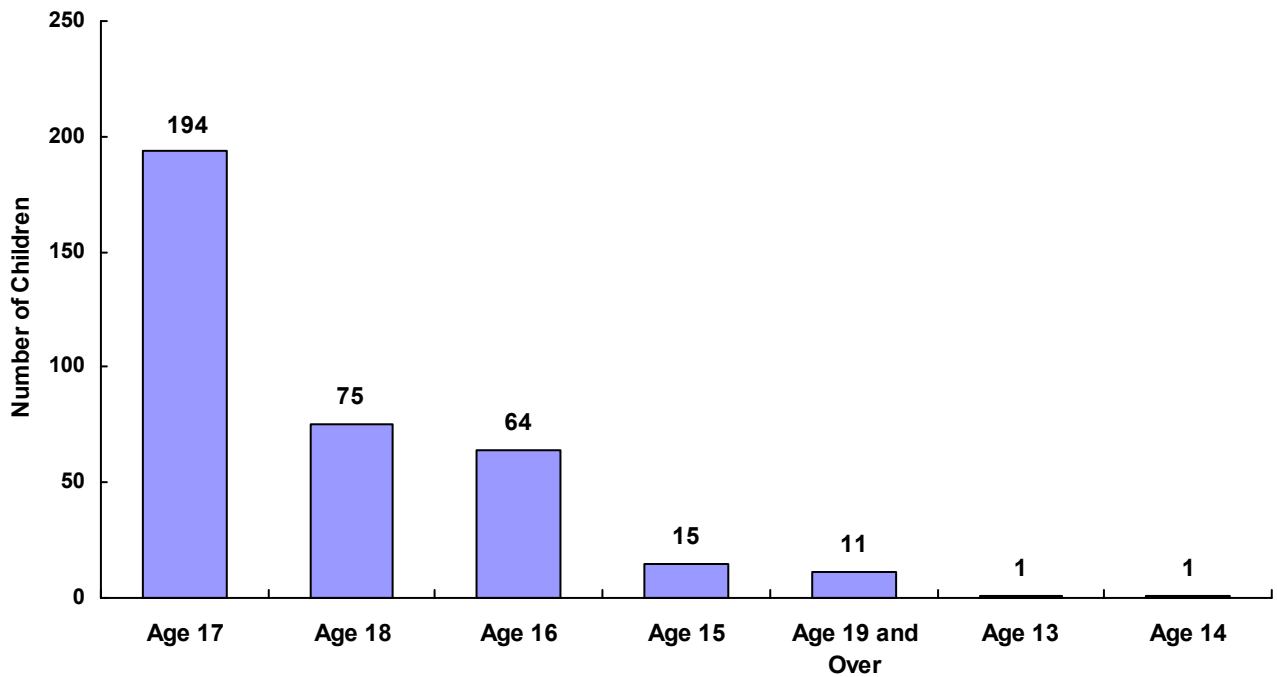
* A child may be counted in both categories



2009 TENNESSEE JUVENILE COURT STATISTICAL DATA

Children Transferred to Adult Court (by Age)

	White Male	African American Male	Other Race Male	White Female	African American Female	Other Race Female	Unknown Race or Sex	Total	% of All Children Referred
Age 13	0	1	0	0	0	0	0	1	0.28%
Age 14	0	1	0	0	0	0	0	1	0.28%
Age 15	1	13	0	0	1	0	0	15	4.16%
Age 16	4	53	3	2	1	1	0	64	17.73%
Age 17	39	132	4	2	12	1	4	194	53.74%
Age 18	31	36	2	3	3	0	0	75	20.78%
Age 19 and Over	6	4	0	1	0	0	0	11	3.05%
Totals	81	240	9	8	17	2	4	361	



* Age calculated at time of case disposition



Referral Information



2009 TENNESSEE JUVENILE COURT STATISTICAL DATA

Delinquent Referrals

(by Sex)

	White	African American	Native American	Asian	Mixed Race	Unknown Race	Total
Male	29,818	18,909	49	137	746	1,172	50,831
Female	13,133	6,958	16	71	325	381	20,884
Unknown Sex	19	18	0	0	0	118	155
Totals	42,970	25,885	65	208	1,071	1,671	71,870

Status/Unruly Referrals

(by Sex)

	White	African American	Native American	Asian	Mixed Race	Unknown Race	Total
Male	10,090	3,597	14	70	276	383	14,430
Female	6,766	2,144	18	43	236	270	9,477
Unknown Sex	5	5	0	0	0	24	34
Totals	16,861	5,746	32	113	512	677	23,941

Dependency/Neglect/Abuse Referrals

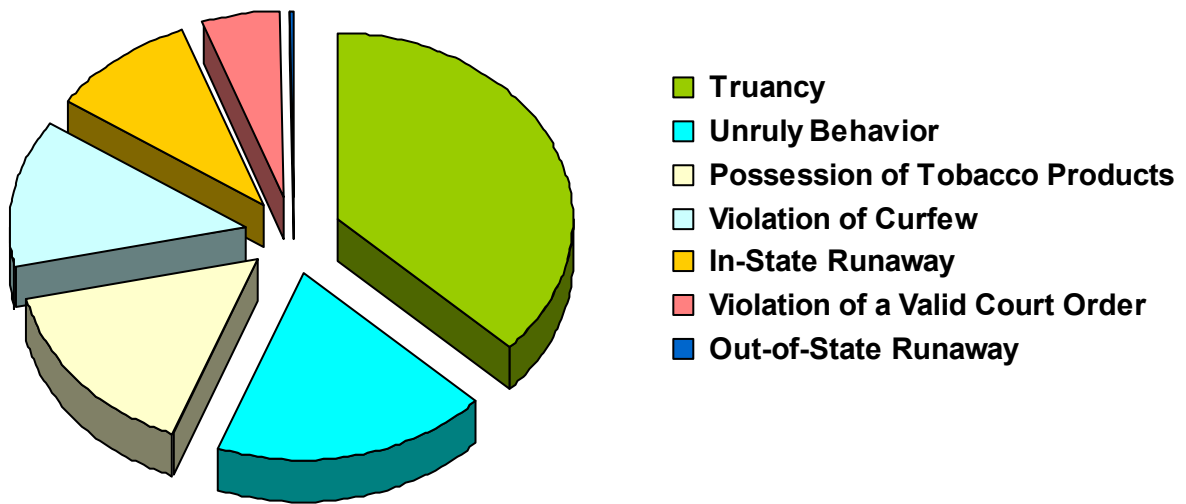
(by Sex)

	White	African American	Native American	Asian	Mixed Race	Unknown Race	Total
Male	3,620	1,583	6	4	204	296	5,713
Female	3,806	1,442	10	12	204	299	5,773
Unknown Sex	23	7	0	0	1	122	153
Totals	7,449	3,032	16	16	409	717	11,639



2009 TENNESSEE JUVENILE COURT STATISTICAL DATA

Referrals for Status/Unruly Offenses



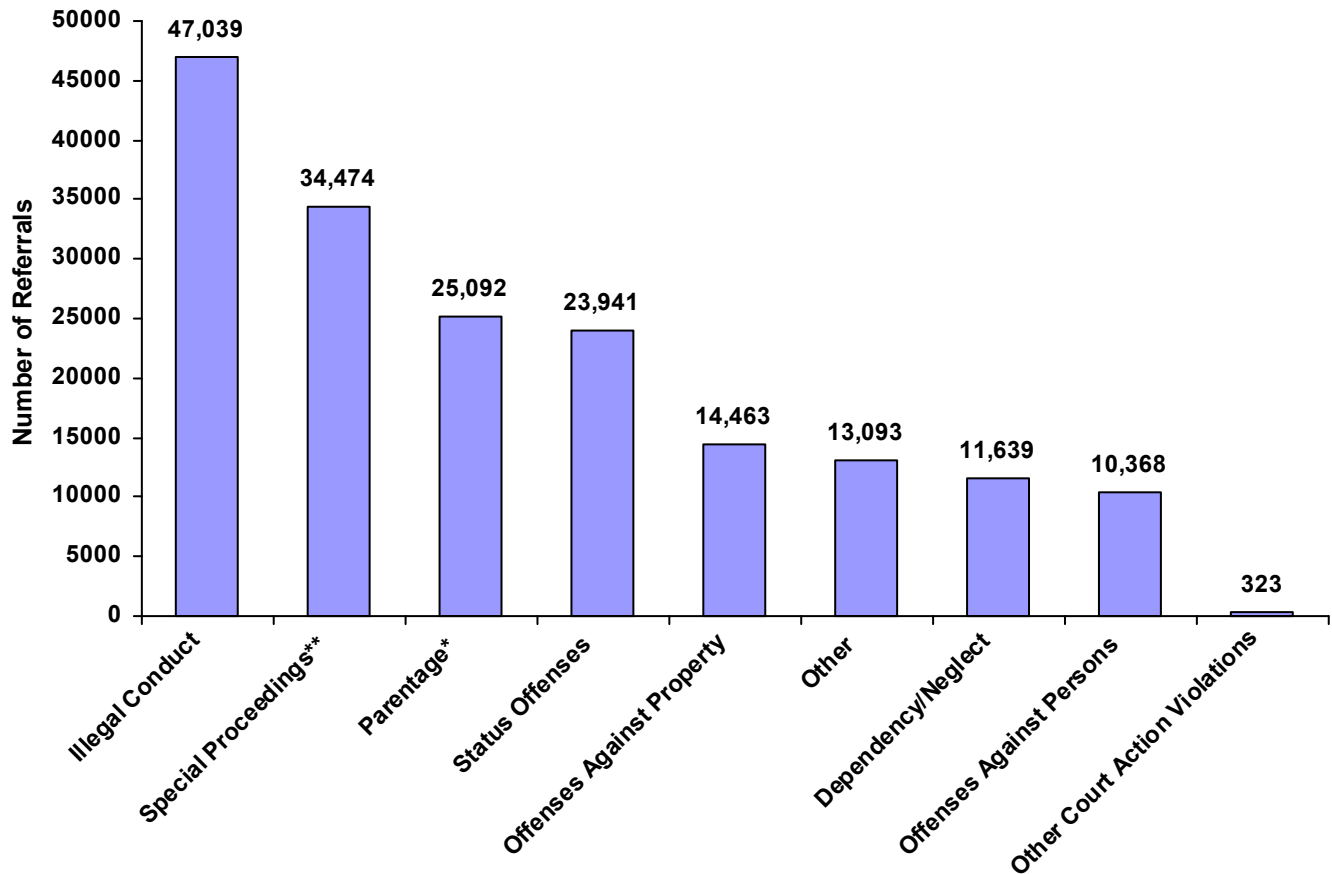
Referral Reason	Count	Percent
Truancy	8,873	37.06%
Unruly Behavior	4,524	18.90%
Possession of Tobacco Products	3,756	15.69%
Violation of Curfew	3,067	12.81%
In-State Runaway	2,369	9.90%
Violation of a Valid Court Order	1,282	5.35%
Out-of-State Runaway	70	0.29%
Total	23,941	



2009 TENNESSEE JUVENILE COURT STATISTICAL DATA

Referrals (by Type)

	White Male	African American Male	Other Race Male	White Female	African American Female	Other Race Female	Unknown Race or Sex	Total	% of Total Referrals
Delinquent									
Offenses Against Persons	3,433	3,623	152	1,300	1,672	51	137	10,368	5.75%
Offenses Against Property	5,546	4,496	170	2,359	1,584	76	232	14,463	8.02%
Illegal Conduct	20,839	10,790	610	9,474	3,702	285	1,339	47,039	26.07%
Status Offenses	10,090	3,597	360	6,766	2,144	297	687	23,941	13.27%
Dependency/Neglect	3,620	1,583	214	3,806	1,442	226	748	11,639	6.45%
Other Court Action Violations	188	16	2	101	13	3	0	323	0.18%
Parentage*	7,449	3,961	361	6,689	3,436	388	2,808	25,092	13.91%
Special Proceedings**	13,040	6,400	543	8,628	4,234	396	1,233	34,474	19.11%
Other	4,313	2,481	276	3,026	1,540	231	1,226	13,093	7.26%
Totals	68,518	36,947	2,688	42,149	19,767	1,953	8,410	180,432	



* Parentage includes: Custody, Visitation, Paternity/Legitimation and Child Support

**Special Proceedings include: Judicial Review, Administrative Review, Foster Care Review, Request for Medical Treatment and Consent to Marry

A Status offense is an offense committed by a child that if committed by an adult, would not be considered an offense or unlawful act. An example of this is smoking when not legally an adult.



2009 TENNESSEE JUVENILE COURT STATISTICAL DATA

Referral Reasons

(by Type)

	White Male	African American Male	Other Race Male	White Female	African American Female	Other Race Female	Unknown Race or Sex	Total
<u>Delinquent</u>								
<u>Offenses Against Persons</u>								
Assault	2,204	2,199	100	1,095	1,417	45	104	7,164
Aggravated Assault	409	435	8	81	179	2	15	1,129
Aggravated Robbery	41	351	10	9	15	1	3	430
Reckless Endangerment	213	111	3	33	10	0	0	370
Other Sexual Offenses	163	97	6	19	21	0	4	310
Rape of a Child	122	91	13	5	2	0	5	238
Robbery	32	125	1	3	10	0	1	172
Aggravated Sexual Battery	103	44	1	3	2	0	2	155
Attempted Crime Against a Person	26	41	2	11	2	0	0	82
Rape	46	26	0	0	0	0	0	72
Esp. Aggravated Robbery	17	28	0	7	3	0	0	55
1st Degree Murder	6	29	1	3	5	2	0	46
Sexual Abuse of a Child	23	6	2	10	0	0	1	42
Aggravated Kidnapping	3	13	2	3	2	0	1	24
Aggravated Rape	6	6	0	6	0	0	0	18
Aggravated Child Abuse / Neglect	7	0	0	7	3	0	1	18
Criminal Homicide	5	9	2	1	0	0	0	17
2nd Degree Murder	3	2	1	3	0	0	0	9
Esp. Aggravated Kidnapping	1	8	0	0	0	0	0	9
Vehicular Homicide	2	1	0	0	0	1	0	4
Voluntary Manslaughter	1	1	0	0	0	0	0	2
Aggravated Vehicular Homicide	0	0	0	1	0	0	0	1
Criminally Negligent Homicide	0	0	0	0	1	0	0	1
Totals	3,433	3,623	152	1,300	1,672	51	137	10,368
<u>Offenses Against Property</u>								
Theft of Property	2,485	2,178	71	1,861	1,293	57	137	8,082
Vandalism	1,652	883	45	267	182	18	47	3,094
Aggravated Burglary	374	856	27	50	42	0	15	1,364
Burglary	761	443	21	57	27	0	19	1,328
Unauthorized Use of a Vehicle	81	50	2	48	15	1	7	204
Illegal Poss/Use of Credit/Debit Cards	59	29	1	26	13	0	4	132
Arson	60	18	2	12	1	0	1	94
Forgery	33	16	0	28	8	0	0	85
Cruelty to Animals	23	8	1	3	0	0	0	35
Aggravated Arson	15	15	0	0	3	0	1	34
Worthless Checks	3	0	0	7	0	0	1	11
Totals	5,546	4,496	170	2,359	1,584	76	232	14,463



2009 TENNESSEE JUVENILE COURT STATISTICAL DATA

Referral Reasons

(by Type)

	White Male	African American Male	Other Race Male	White Female	African American Female	Other Race Female	Unknown Race or Sex	Total
<u>Delinquent</u>								
<u>Illegal Conduct</u>								
Traffic	8,831	1,822	168	4,586	744	94	419	16,664
Disorderly Conduct	1,128	2,205	69	530	1,533	38	119	5,622
Violation of Probation	2,487	1,222	97	926	361	37	82	5,212
Possession of Controlled Substances	1,819	1,052	60	496	86	12	58	3,583
Contempt of Court	1,151	416	48	1,031	236	44	370	3,296
Possession/Consumption of Alcohol	1,514	153	31	811	49	11	50	2,619
Criminal Trespass	448	971	15	100	187	2	43	1,766
Other Drug Offenses	1,066	184	29	265	25	10	21	1,600
Evading Arrest	281	459	15	50	43	0	15	863
Unlawful Carrying / Poss of a Weapon	209	482	8	16	23	1	30	769
Resist Stop/Frisk/Halt/Arrest/Search	203	351	11	54	96	10	13	738
Public Intoxication	339	157	4	108	16	3	18	645
Sale of Controlled Substances	172	237	7	42	16	2	5	481
Carrying Weapons on School Property	160	143	12	36	67	3	11	432
Violation of Aftercare	128	160	9	40	40	4	6	387
Failure to Appear	88	146	4	43	58	5	33	377
Harassment	122	27	5	107	37	4	6	308
Criminal Impersonation	80	103	3	36	30	1	13	266
Filing a False Police Report	84	36	2	90	18	3	7	240
Driving Under Influence (DUI)	172	11	5	41	1	0	9	239
Criminal Attempt	23	163	4	8	7	0	2	207
Escape	77	72	3	12	13	0	7	184
Local Ordinances	97	40	0	35	3	1	1	177
Gambling	2	128	0	3	3	0	1	137
Violation of Wildlife Regulations	124	1	1	4	0	0	0	130
Aggravated Criminal Trespass	34	49	0	4	10	0	0	97
Totals	20,839	10,790	610	9,474	3,702	285	1,339	47,039
Delinquent Totals	29,818	18,909	932	13,133	6,958	412	1,708	71,870

Status

Truancy	3,377	1,031	120	3,052	871	109	313	8,873
Unruly Behavior	1,847	647	97	1,360	386	57	130	4,524
Possession of Tobacco Products	2,553	372	39	662	56	12	62	3,756
Violation of Curfew	957	983	45	546	400	42	94	3,067
In-State Runaway	710	416	25	773	351	50	44	2,369
Violation of a Valid Court Order	623	147	33	339	74	23	43	1,282
Out-of-State Runaway	23	1	1	34	6	4	1	70
Totals	10,090	3,597	360	6,766	2,144	297	687	23,941



2009 TENNESSEE JUVENILE COURT STATISTICAL DATA

Referral Reasons

(by Type)

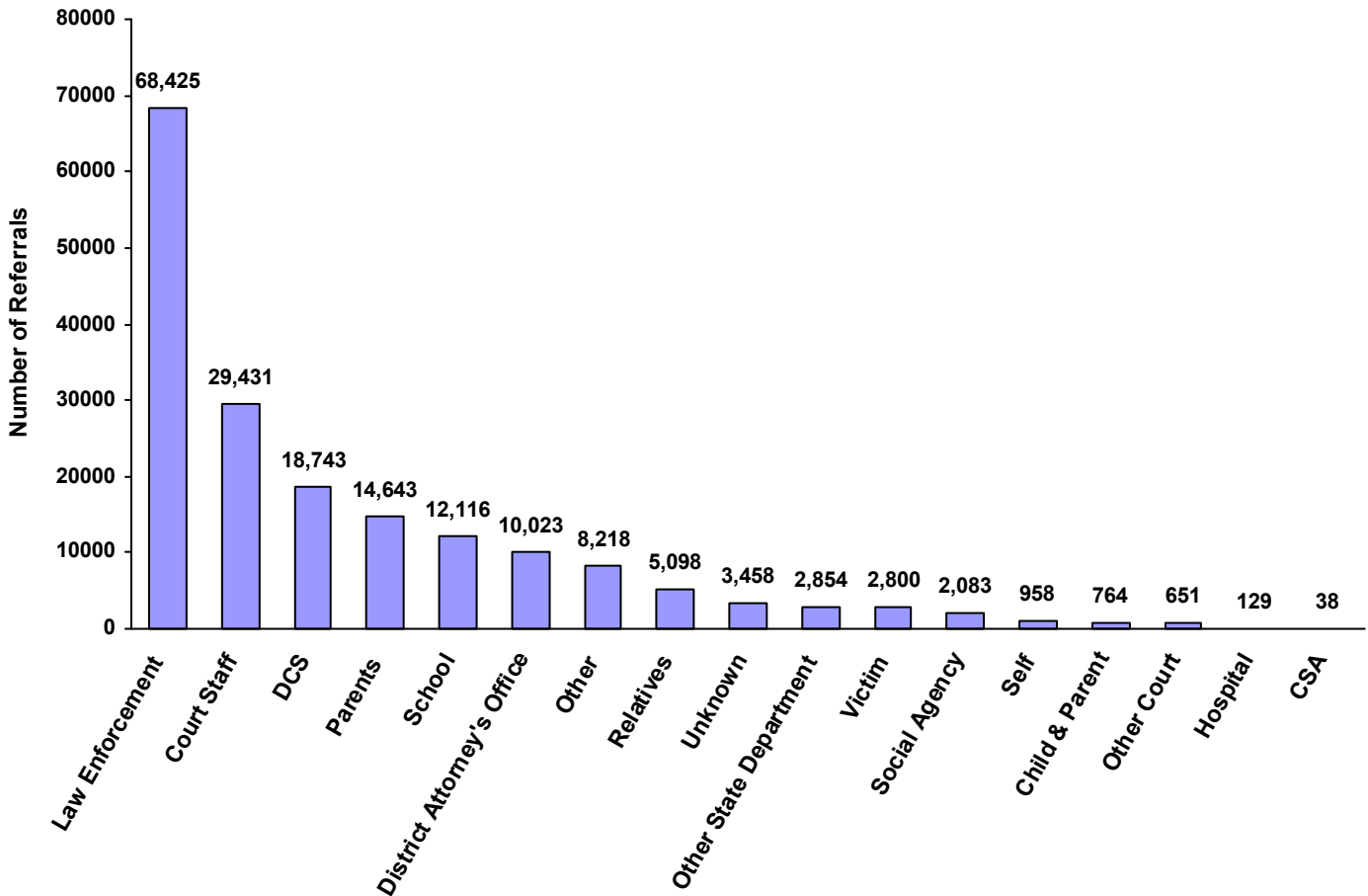
	White Male	African American Male	Other Race Male	White Female	African American Female	Other Race Female	Unknown Race or Sex	Total
<u>Dependency and Neglect</u>								
Dependency / Neglect	3,301	1,516	200	3,475	1,398	217	656	10,763
Termination of Parental Rights	297	62	14	306	39	9	90	817
Physically Abused Child	18	4	0	8	5	0	2	37
Sexually Abused Child	4	1	0	17	0	0	0	22
Totals	3,620	1,583	214	3,806	1,442	226	748	11,639
<u>Other Court Action Violations</u>								
Violation of Pretrial Diversion	132	12	1	70	9	3	0	227
Violation of Informal Adjustment	56	4	1	31	4	0	0	96
Totals	188	16	2	101	13	3	0	323
<u>Special Proceedings</u>								
<u>Parentage</u>								
Child Support	3,728	2,353	141	2,945	1,901	163	1,960	13,191
Custody	2,592	979	170	2,768	909	162	407	7,987
Paternity / Legitimation	583	349	23	435	292	26	281	1,989
Visitation	546	280	27	541	334	37	160	1,925
Totals	7,449	3,961	361	6,689	3,436	388	2,808	25,092
<u>Other</u>								
Judicial Review	8,043	1,482	355	4,997	677	282	855	16,691
Administrative Review	3,664	4,728	132	2,568	3,434	62	173	14,761
Foster Care Review	1,223	183	56	998	116	52	200	2,828
Request for Medical Treatment	110	7	0	63	7	0	4	191
Consent to Marry	0	0	0	2	0	0	1	3
Totals	13,040	6,400	543	8,628	4,234	396	1,233	34,474
Special Proceedings Totals	20,489	10,361	904	15,317	7,670	784	4,041	59,566
<u>All Other Referrals</u>								
Other	4,313	2,481	276	3,026	1,540	231	1,226	13,093
Totals	4,313	2,481	276	3,026	1,540	231	1,226	13,093
All Referral Totals	68,518	36,947	2,688	42,149	19,767	1,953	8,410	180,432



2009 TENNESSEE JUVENILE COURT STATISTICAL DATA

Source of Referrals

	White Male	African American Male	Other Race Male	White Female	African American Female	Other Race Female	Unknown Race or Sex	Total	% of Total Referrals
Law Enforcement	28,201	18,763	878	11,869	6,905	406	1,403	68,425	37.92%
Parents	4,370	2,697	245	4,131	2,378	203	619	14,643	8.12%
Relatives	1,722	534	93	1,896	548	95	210	5,098	2.83%
Self	480	83	20	284	42	7	42	958	0.53%
School	5,334	1,248	144	3,833	1,028	124	405	12,116	6.71%
CSA	14	4	0	19	1	0	0	38	0.02%
DCS	7,878	1,509	405	6,458	825	387	1,281	18,743	10.39%
Other State Department	1,255	205	26	974	113	20	261	2,854	1.58%
District Attorney's Office	3,281	2,048	98	1,828	1,186	121	1,461	10,023	5.56%
Court Staff	11,147	6,232	463	6,998	3,849	298	444	29,431	16.31%
Social Agency	441	648	34	276	620	29	35	2,083	1.15%
Other Court	302	83	9	182	47	2	26	651	0.36%
Victim	1,102	417	28	841	305	27	80	2,800	1.55%
Child & Parent	243	96	26	195	100	28	76	764	0.42%
Hospital	47	4	1	66	7	1	3	129	0.07%
Unknown	714	811	82	627	581	91	552	3,458	1.92%
Other	1,987	1,565	136	1,672	1,232	114	1,512	8,218	4.55%
Totals	68,518	36,947	2,688	42,149	19,767	1,953	8,410	180,432	



2009 TENNESSEE JUVENILE COURT STATISTICAL DATA

Six Most Frequent Referral Reasons

(by Source)

	White Male	African American Male	Other Race Male	White Female	African American Female	Other Race Female	Unknown Race or Sex	Total
<u>Law Enforcement</u>								
1. Traffic	8,532	1,796	163	4,425	729	92	411	16,148
2. Theft of Property	1,959	1,978	63	1,226	1,118	36	91	6,471
3. Assault	1,538	1,862	72	747	1,218	30	73	5,540
4. Disorderly Conduct	968	2,131	64	439	1,478	36	108	5,224
5. Possession of Controlled Substances	1,665	1,026	56	444	85	11	55	3,342
6. Violation of Curfew	917	967	44	523	396	38	91	2,976
<u>Parents</u>								
1. Custody	925	478	78	993	412	57	94	3,037
2. Unruly Behavior	759	254	44	617	157	28	30	1,889
3. Dependency / Neglect	321	622	29	286	570	25	17	1,870
4. Child Support	467	183	11	445	137	6	259	1,508
5. Visitation	356	228	18	365	262	24	77	1,330
6. Other	435	143	21	374	133	15	54	1,175
<u>Relatives</u>								
1. Custody	969	377	52	1,077	383	63	112	3,033
2. Dependency / Neglect	349	55	22	371	62	14	30	903
3. Other	59	25	5	92	23	7	27	238
4. Child Support	80	13	2	69	15	3	25	207
5. Unruly Behavior	48	22	3	62	27	2	1	165
6. Judicial Review	57	3	6	68	1	2	2	139
<u>Self</u>								
1. Child Support	212	12	12	141	10	4	15	406
2. Other	124	41	3	39	8	0	12	227
3. Custody	45	2	1	26	0	0	1	75
4. Visitation	21	4	3	16	11	2	2	59
5. Judicial Review	22	7	0	13	2	0	0	44
6. Contempt of Court	17	5	0	8	0	0	9	39
<u>School</u>								
1. Truancy	3,040	848	98	2,777	797	102	290	7,952
2. Possession of Tobacco Products	1,003	24	6	229	2	3	9	1,276
3. Dependency / Neglect	96	85	6	111	64	8	48	418
4. Unruly Behavior	209	58	7	77	31	2	1	385
5. Other	97	22	4	159	23	0	14	319
6. Judicial Review	126	13	2	134	17	1	8	301
<u>Community Service Agencies</u>								
1. Custody	6	0	0	9	0	0	0	15
2. Dependency / Neglect	2	0	0	2	0	0	0	4
3. Unruly Behavior	0	0	0	4	0	0	0	4
4. Violation of Probation	1	3	0	0	0	0	0	4
5. Administrative Review	1	0	0	2	0	0	0	3
6. Visitation	0	0	0	2	0	0	0	2



2009 TENNESSEE JUVENILE COURT STATISTICAL DATA

Six Most Frequent Referral Reasons (by Source)

	White Male	African American Male	Other Race Male	White Female	African American Female	Other Race Female	Unknown Race or Sex	Total
<u>Department of Children's Services</u>								
1. Dependency / Neglect	2,186	300	118	2,338	260	142	494	5,838
2. Judicial Review	1,661	222	103	1,316	116	94	183	3,695
3. Foster Care Review	1,184	174	56	952	109	50	197	2,722
4. Other	575	107	32	487	93	43	103	1,440
5. Violation of Probation	748	183	19	246	41	5	5	1,247
6. Custody	345	35	21	326	22	23	59	831
<u>Other State Department</u>								
1. Child Support	716	120	14	581	52	10	88	1,581
2. Contempt of Court	273	37	10	267	39	5	166	797
3. Violation of Probation	139	8	1	40	4	3	0	195
4. Paternity / Legitimation	31	9	1	14	8	1	4	68
5. Violation of a Valid Court Order	12	6	0	20	3	0	0	41
6. Administrative Review	12	1	0	9	0	0	0	22
<u>District Attorney's Office</u>								
1. Child Support	1,697	1,207	57	1,262	958	75	817	6,073
2. Judicial Review	815	439	5	121	49	9	459	1,897
3. Contempt of Court	366	207	21	286	89	18	111	1,098
4. Paternity / Legitimation	182	112	6	91	76	10	47	524
5. Other	90	46	7	46	6	9	6	210
6. Administrative Review	26	19	0	3	4	0	16	68
<u>Court Staff</u>								
1. Administrative Review	3,163	3,945	96	2,186	2,806	38	34	12,268
2. Judicial Review	4,604	713	218	2,879	430	167	164	9,175
3. Violation of Probation	1,159	886	57	467	276	24	55	2,924
4. Other	585	141	21	361	65	12	54	1,239
5. Contempt of Court	318	58	8	323	29	13	9	758
6. Violation of a Valid Court Order	306	96	19	191	50	17	31	710
<u>Social Agency</u>								
1. Dependency / Neglect	101	388	14	105	390	18	5	1,021
2. Administrative Review	6	143	0	4	140	6	1	300
3. Violation of Probation	134	32	5	50	7	0	15	243
4. Other	77	35	5	48	52	3	6	226
5. Termination of Parental Rights	17	20	5	10	13	1	1	67
6. Judicial Review	27	1	1	18	0	0	1	48
<u>Other Court</u>								
1. Other	63	9	4	40	21	0	16	153
2. Theft of Property	32	10	1	40	7	0	0	90
3. Judicial Review	33	3	0	19	0	0	1	56
4. Assault	10	15	3	10	1	0	0	39
5. Vandalism	20	4	0	5	0	0	0	29
6. Traffic	21	2	0	4	1	0	0	28



2009 TENNESSEE JUVENILE COURT STATISTICAL DATA

Six Most Frequent Referral Reasons (by Source)

	White Male	African American Male	Other Race Male	White Female	African American Female	Other Race Female	Unknown Race or Sex	Total
<u>Victim</u>								
1. Theft of Property	359	123	6	495	123	16	38	1,160
2. Assault	312	170	13	161	109	9	26	800
3. Vandalism	126	40	0	25	16	0	5	212
4. Harassment	49	8	2	54	17	2	1	133
5. Criminal Trespass	48	20	0	14	14	0	1	97
6. Aggravated Assault	38	14	0	7	6	0	1	66
<u>Child & Parent</u>								
1. Other	48	60	11	36	59	5	39	258
2. Child Support	81	16	6	65	21	16	14	219
3. Paternity / Legitimation	25	4	4	15	7	4	10	69
4. Assault	22	3	0	27	2	0	0	54
5. Custody	9	2	2	10	2	1	7	33
6. Visitation	10	5	0	5	5	0	4	29
<u>Hospital</u>								
1. Request for Medical Treatment	37	3	0	53	7	0	0	100
2. Paternity / Legitimation	7	0	1	13	0	1	2	24
3. Assault	0	1	0	0	0	0	0	1
4. Dependency / Neglect	0	0	0	0	0	0	1	1
5. Judicial Review	1	0	0	0	0	0	0	1
6. Possession of Tobacco Products	1	0	0	0	0	0	0	1
<u>Unknown</u>								
1. Other	460	734	68	413	497	79	427	2,678
2. Child Support	189	38	6	165	43	6	64	511
3. Visitation	7	16	1	7	21	2	20	74
4. Custody	12	8	3	17	6	1	13	60
5. Paternity / Legitimation	7	7	1	5	10	1	21	52
6. Unruly Behavior	9	0	1	4	2	0	1	17
<u>Other</u>								
1. Child Support	213	756	30	162	663	43	670	2,537
2. Other	647	312	68	574	186	37	417	2,241
3. Custody	196	63	12	244	63	12	110	700
4. Paternity / Legitimation	75	176	1	47	148	5	164	616
5. Judicial Review	333	29	5	195	26	5	16	609
6. Dependency / Neglect	107	38	3	124	31	3	41	347



2009 TENNESSEE JUVENILE COURT STATISTICAL DATA

Source of Referral (by Type)

	White Male	African American Male	Other Race Male	White Female	African American Female	Other Race Female	Unknown Race or Sex	Total
<u>Delinquent</u>								
Law Enforcement	23,312	16,047	706	9,499	5,722	280	1,083	56,649
Court Staff	1,892	1,191	81	956	394	44	101	4,659
Victim	1,019	402	23	798	299	27	76	2,644
DCS	1,051	411	39	364	88	13	46	2,012
School	598	177	15	246	89	4	23	1,152
District Attorney's Office	377	216	21	291	92	18	111	1,126
Other State Department	448	63	11	312	47	8	166	1,055
Parents	364	114	7	230	110	11	25	861
Other	262	131	10	172	57	4	40	676
Other Court	175	64	5	90	20	1	4	359
Social Agency	165	52	7	73	12	1	19	329
Relatives	52	12	3	33	14	0	2	116
Child & Parent	51	5	3	46	5	1	2	113
Self	33	11	0	17	8	0	10	79
Unknown	18	8	1	6	1	0	0	34
CSA	1	4	0	0	0	0	0	5
Hospital	0	1	0	0	0	0	0	1
Totals	29,818	18,909	932	13,133	6,958	412	1,708	71,870

Status/Unruly

School	4,398	950	116	3,163	835	110	311	9,883
Law Enforcement	3,491	1,865	131	1,823	771	100	245	8,426
Parents	1,059	404	55	980	287	47	49	2,881
Court Staff	624	190	37	396	118	25	67	1,457
DCS	223	93	10	135	54	7	6	528
Relatives	90	47	3	117	43	4	2	306
Other	75	27	4	62	20	1	3	192
Other State Department	25	7	0	33	3	0	3	71
Victim	38	3	0	15	0	0	0	56
Other Court	19	3	0	13	4	1	0	40
Unknown	19	0	2	7	2	1	1	32
Social Agency	14	3	2	6	3	0	0	28
Child & Parent	9	3	0	8	1	1	0	22
Self	2	1	0	4	2	0	0	9
CSA	0	0	0	4	1	0	0	5
District Attorney's Office	2	1	0	0	0	0	0	3
Hospital	2	0	0	0	0	0	0	2
Totals	10,090	3,597	360	6,766	2,144	297	687	23,941



2009 TENNESSEE JUVENILE COURT STATISTICAL DATA

Source of Referral (by Type)

	White Male	African American Male	Other Race Male	White Female	African American Female	Other Race Female	Unknown Race or Sex	Total
<u>Dependency and Neglect</u>								
DCS	2,443	343	125	2,611	286	149	568	6,525
Parents	333	623	29	298	570	25	18	1,896
Social Agency	118	408	19	115	403	19	6	1,088
Relatives	353	55	22	385	62	14	30	921
School	96	85	6	111	64	8	48	418
Other	124	40	5	138	33	3	54	397
Court Staff	92	20	4	92	14	4	10	236
Law Enforcement	38	7	4	31	7	3	4	94
Unknown	2	0	0	7	1	1	5	16
Other State Department	7	0	0	7	1	0	0	15
Child & Parent	4	0	0	3	0	0	0	7
Other Court	2	2	0	2	1	0	0	7
Victim	3	0	0	3	0	0	1	7
CSA	3	0	0	2	0	0	0	5
District Attorney's Office	2	0	0	0	0	0	1	3
Self	0	0	0	1	0	0	2	3
Hospital	0	0	0	0	0	0	1	1
Totals	3,620	1,583	214	3,806	1,442	226	748	11,639

Other Court Action Violations

Court Staff	105	11	1	53	7	3	0	180
DCS	45	0	0	18	4	0	0	67
District Attorney's Office	23	1	1	14	0	0	0	39
Law Enforcement	8	2	0	4	2	0	0	16
Self	6	1	0	9	0	0	0	16
Parents	1	0	0	1	0	0	0	2
Other Court	0	0	0	1	0	0	0	1
School	0	0	0	1	0	0	0	1
Victim	0	1	0	0	0	0	0	1
Child & Parent	0	0	0	0	0	0	0	0
CSA	0	0	0	0	0	0	0	0
Hospital	0	0	0	0	0	0	0	0
Other	0	0	0	0	0	0	0	0
Other State Department	0	0	0	0	0	0	0	0
Relatives	0	0	0	0	0	0	0	0
Social Agency	0	0	0	0	0	0	0	0
Unknown	0	0	0	0	0	0	0	0
Totals	188	16	2	101	13	3	0	323



2009 TENNESSEE JUVENILE COURT STATISTICAL DATA

Source of Referral (by Type)

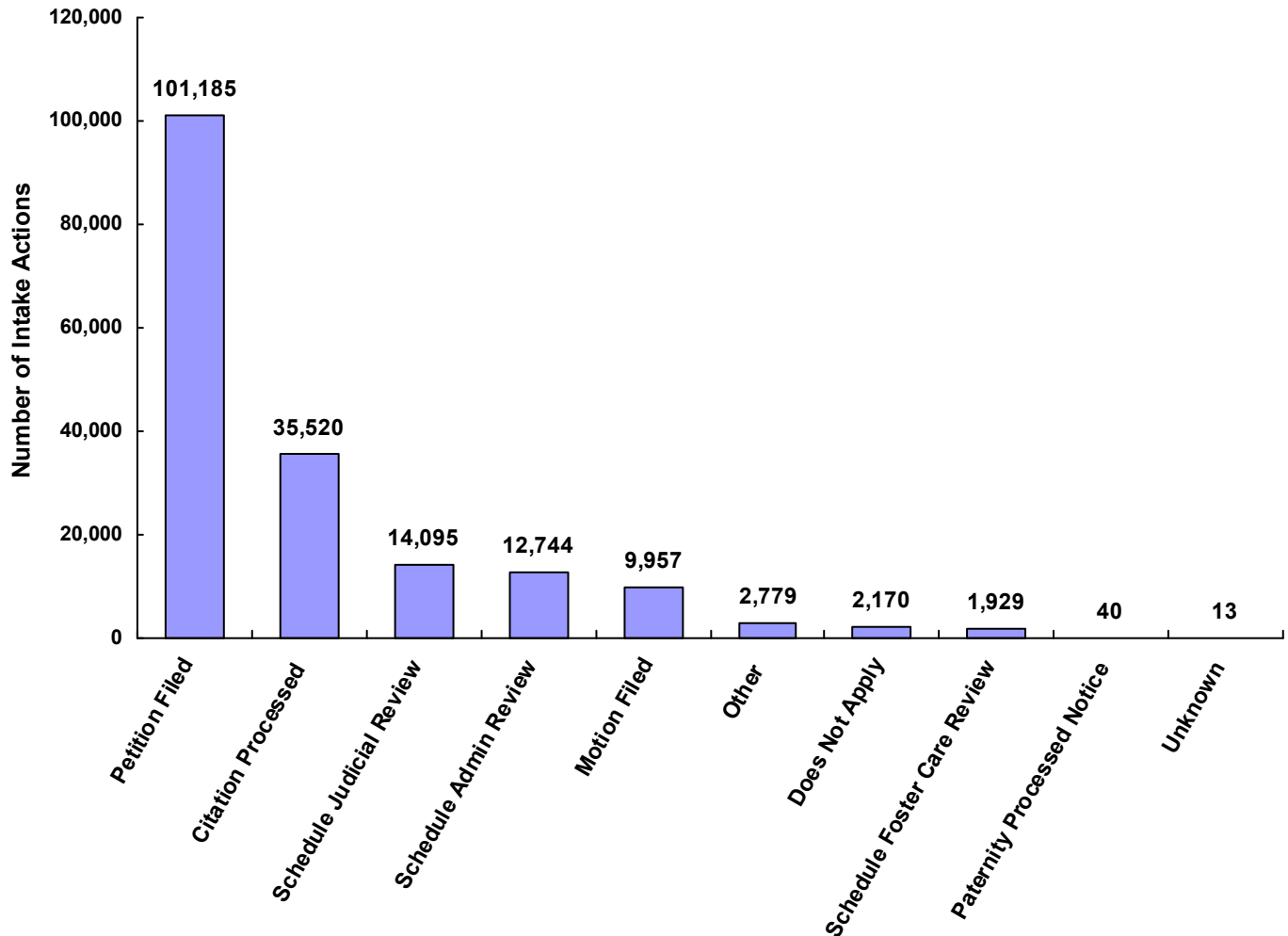
	White Male	African American Male	Other Race Male	White Female	African American Female	Other Race Female	Unknown Race or Sex	Total
Special Proceedings								
Court Staff	7,849	4,679	319	5,140	3,251	210	212	21,660
District Attorney's Office	2,787	1,784	69	1,477	1,088	94	1,343	8,642
DCS	3,541	555	199	2,843	300	175	558	8,171
Parents	2,178	1,413	133	2,248	1,278	105	473	7,828
Other	879	1,055	49	726	936	69	998	4,712
Relatives	1,168	395	60	1,269	406	70	149	3,517
Other State Department	767	131	15	618	61	11	92	1,695
Unknown	215	69	11	194	80	10	119	698
Law Enforcement	334	44	12	179	33	3	23	628
Self	315	29	17	214	24	7	18	624
Social Agency	67	150	1	34	150	6	4	412
Child & Parent	131	28	12	102	35	21	35	364
School	145	14	3	153	17	2	9	343
Hospital	45	3	1	66	7	1	2	125
Other Court	43	5	0	36	1	0	6	91
Victim	15	7	3	5	3	0	0	33
CSA	10	0	0	13	0	0	0	23
Totals	20,489	10,361	904	15,317	7,670	784	4,041	59,566
All Other Referrals								
Unknown	460	734	68	413	497	79	427	2,678
Law Enforcement	1,018	798	25	333	370	20	48	2,612
Other	647	312	68	574	186	37	417	2,241
DCS	575	107	32	487	93	43	103	1,440
Court Staff	585	141	21	361	65	12	54	1,239
Parents	435	143	21	374	133	15	54	1,175
School	97	22	4	159	23	0	14	319
Child & Parent	48	60	11	36	59	5	39	258
Relatives	59	25	5	92	23	7	27	238
Self	124	41	3	39	8	0	12	227
Social Agency	77	35	5	48	52	3	6	226
District Attorney's Office	90	46	7	46	6	9	6	210
Other Court	63	9	4	40	21	0	16	153
Victim	27	4	2	20	3	0	3	59
Other State Department	8	4	0	4	1	1	0	18
CSA	0	0	0	0	0	0	0	0
Hospital	0	0	0	0	0	0	0	0
Totals	4,313	2,481	276	3,026	1,540	231	1,226	13,093
All Referral Source Totals	68,518	36,947	2,688	42,149	19,767	1,953	8,410	180,432



2009 TENNESSEE JUVENILE COURT STATISTICAL DATA

Intake Actions at Referral

	White Male	African American Male	Other Race Male	White Female	African American Female	Other Race Female	Unknown Race or Sex	Total	% of Total Referrals
Petition Filed	39,613	18,533	1,514	24,107	10,257	1,146	6,015	101,185	56.08%
Motion Filed	3,171	1,562	268	2,617	1,005	233	1,101	9,957	5.52%
Citation Processed	12,299	11,324	352	6,167	4,765	174	439	35,520	19.69%
Paternity Processed Notice	13	1	1	20	1	1	3	40	0.02%
Schedule Judicial Review	6,951	961	342	4,616	562	264	399	14,095	7.81%
Schedule Admin Review	3,211	4,073	117	2,288	2,862	45	148	12,744	7.06%
Schedule Foster Care Review	816	137	43	609	93	33	198	1,929	1.07%
Unknown	6	1	0	5	1	0	0	13	0.01%
Does Not Apply	1,182	63	18	848	27	26	6	2,170	1.20%
Other	1,256	292	33	872	194	31	101	2,779	1.54%
Totals	68,518	36,947	2,688	42,149	19,767	1,953	8,410	180,432	



2009 TENNESSEE JUVENILE COURT STATISTICAL DATA

Intake Actions (by Type)

	White Male	African American Male	Other Race Male	White Female	African American Female	Other Race Female	Unknown Race or Sex	Total
Delinquent								
Offenses Against Persons								
Petition Filed	2,954	1,762	110	1,135	701	44	123	6,829
Citation Processed	402	1,838	38	131	963	7	10	3,389
Scheduling of Judicial Review	17	13	3	7	5	0	0	45
Other	22	5	0	13	0	0	2	42
Does Not Apply	23	2	0	6	1	0	1	33
Motion Filed	10	3	0	6	1	0	1	21
Scheduling of Administrative Review	3	0	1	0	1	0	0	5
Scheduling of Foster Care Review	2	0	0	1	0	0	0	3
Notification of Paternity Processed	0	0	0	1	0	0	0	1
Unknown	0	0	0	0	0	0	0	0
Totals	3,433	3,623	152	1,300	1,672	51	137	10,368
Offenses Against Property								
Petition Filed	4,740	2,286	141	1,842	746	63	197	10,015
Citation Processed	701	2,174	26	460	821	13	35	4,230
Other	41	8	1	31	13	0	0	94
Does Not Apply	39	10	0	15	0	0	0	64
Scheduling of Judicial Review	15	11	0	5	3	0	0	34
Motion Filed	9	6	2	5	0	0	0	22
Scheduling of Administrative Review	1	0	0	1	1	0	0	3
Unknown	0	1	0	0	0	0	0	1
Notification of Paternity Processed	0	0	0	0	0	0	0	0
Scheduling of Foster Care Review	0	0	0	0	0	0	0	0
Totals	5,546	4,496	170	2,359	1,584	76	232	14,463
Illegal Conduct								
Petition Filed	11,468	5,252	362	4,556	1,646	155	986	24,425
Citation Processed	8,727	5,467	232	4,476	2,017	118	320	21,357
Other	282	17	5	181	15	3	15	518
Does Not Apply	206	11	3	136	3	2	1	362
Motion Filed	92	22	7	82	11	6	12	232
Scheduling of Judicial Review	54	20	1	26	10	1	5	117
Scheduling of Administrative Review	3	1	0	10	0	0	0	14
Scheduling of Foster Care Review	3	0	0	6	0	0	0	9
Notification of Paternity Processed	3	0	0	1	0	0	0	4
Unknown	1	0	0	0	0	0	0	1
Totals	20,839	10,790	610	9,474	3,702	285	1,339	47,039



2009 TENNESSEE JUVENILE COURT STATISTICAL DATA

Intake Actions (by Type)

	White Male	African American Male	Other Race Male	White Female	African American Female	Other Race Female	Unknown Race or Sex	Total
Status Offenses								
Petition Filed	7,224	2,211	283	5,272	1,409	229	595	17,223
Citation Processed	2,073	1,186	43	859	600	27	48	4,836
Other	391	153	14	271	111	19	40	999
Does Not Apply	277	27	10	251	15	16	1	597
Scheduling of Administrative Review	63	1	3	61	2	1	0	131
Scheduling of Judicial Review	53	6	1	31	2	1	3	97
Motion Filed	7	13	6	16	4	4	0	50
Scheduling of Foster Care Review	1	0	0	4	1	0	0	6
Notification of Paternity Processed	1	0	0	1	0	0	0	2
Unknown	0	0	0	0	0	0	0	0
Totals	10,090	3,597	360	6,766	2,144	297	687	23,941

Dependency/Neglect

Petition Filed	3,428	1,531	202	3,588	1,406	217	726	11,098
Motion Filed	69	17	12	81	14	8	9	210
Other	53	4	0	57	4	0	6	124
Scheduling of Judicial Review	40	2	0	53	1	1	2	99
Citation Processed	7	27	0	7	17	0	3	61
Scheduling of Foster Care Review	14	2	0	13	0	0	0	29
Does Not Apply	9	0	0	5	0	0	1	15
Notification of Paternity Processed	0	0	0	1	0	0	0	1
Scheduling of Administrative Review	0	0	0	0	0	0	1	1
Unknown	0	0	0	1	0	0	0	1
Totals	3,620	1,583	214	3,806	1,442	226	748	11,639

Other Court Action Violations

Petition Filed	173	14	1	81	11	3	0	283
Motion Filed	13	0	0	15	2	0	0	30
Scheduling of Judicial Review	1	1	0	2	0	0	0	4
Other	1	1	0	2	0	0	0	4
Does Not Apply	0	0	1	1	0	0	0	2
Citation Processed	0	0	0	0	0	0	0	0
Notification of Paternity Processed	0	0	0	0	0	0	0	0
Scheduling of Administrative Review	0	0	0	0	0	0	0	0
Scheduling of Foster Care Review	0	0	0	0	0	0	0	0
Unknown	0	0	0	0	0	0	0	0
Totals	188	16	2	101	13	3	0	323



2009 TENNESSEE JUVENILE COURT STATISTICAL DATA

Intake Actions (by Type)

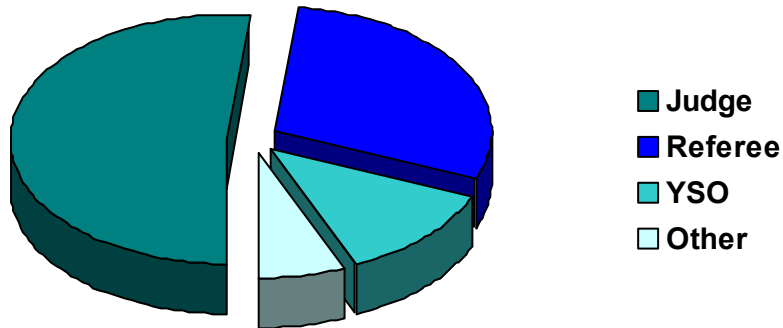
	White Male	African American Male	Other Race Male	White Female	African American Female	Other Race Female	Unknown Race or Sex	Total
Parentage								
Petition Filed	6,460	3,846	328	5,869	3,374	354	2,739	22,970
Motion Filed	403	81	24	335	48	26	39	956
Does Not Apply	332	2	0	264	1	2	1	602
Scheduling of Judicial Review	164	21	5	146	7	2	18	363
Other	45	9	0	30	1	1	9	95
Scheduling of Administrative Review	20	0	2	22	1	2	0	47
Notification of Paternity Processed	7	1	1	12	1	1	2	25
Scheduling of Foster Care Review	7	0	0	6	0	0	0	13
Citation Processed	6	1	1	2	2	0	0	12
Unknown	5	0	0	3	1	0	0	9
Totals	7,449	3,961	361	6,689	3,436	388	2,808	25,092
Special Proceedings								
Scheduling of Judicial Review	6,417	873	327	4,223	520	255	354	12,969
Scheduling of Administrative Review	3,114	4,069	111	2,192	2,857	42	146	12,531
Petition Filed	1,467	1,115	35	659	651	34	481	4,442
Scheduling of Foster Care Review	781	135	42	572	92	31	198	1,851
Motion Filed	732	128	23	614	61	27	35	1,620
Does Not Apply	269	9	2	155	7	2	0	444
Citation Processed	166	18	1	133	13	1	13	345
Other	93	53	2	76	33	4	6	267
Notification of Paternity Processed	1	0	0	3	0	0	0	4
Unknown	0	0	0	1	0	0	0	1
Totals	13,040	6,400	543	8,628	4,234	396	1,233	34,474
All Other Referrals								
Motion Filed	1,836	1,292	194	1,463	864	162	1,005	6,816
Petition Filed	1,699	516	52	1,105	313	47	168	3,900
Citation Processed	217	613	11	99	332	8	10	1,290
Other	328	42	11	211	17	4	23	636
Scheduling of Judicial Review	190	14	5	123	14	4	17	367
Does Not Apply	27	2	2	15	0	4	1	51
Scheduling of Foster Care Review	8	0	1	7	0	2	0	18
Scheduling of Administrative Review	7	2	0	2	0	0	1	12
Notification of Paternity Processed	1	0	0	1	0	0	1	3
Unknown	0	0	0	0	0	0	0	0
Totals	4,313	2,481	276	3,026	1,540	231	1,226	13,093
All Intake Action Totals	68,518	36,947	2,688	42,149	19,767	1,953	8,410	180,432



2009 TENNESSEE JUVENILE COURT STATISTICAL DATA

Breakdown of Referrals by the Person Executing the Action

Juvenile Court cases and referrals can be disposed by either a Judge, Referee, Youth Services Officer (YSO) or Probation Officer (PO). All cases involving a formal hearing and an adjudication can only be disposed by judges, referees, and special judges. Cases that are handled informally through either an informal adjustment, pre-trial diversion, or any other type of informal, non-judicial action can be disposed by persons designated by the court to take action.



	Referrals	% of Referrals
Judge	93,247	51.68%
Referee	52,930	29.34%
YSO	22,829	12.65%
Other	11,426	6.33%
Total	180,432	



Dispositional Actions

Case Outcomes



2009 TENNESSEE JUVENILE COURT STATISTICAL DATA

Dispositional Actions

After a referral is made to the juvenile court, decisions are made regarding how the court will proceed. If the decision is made to handle the referral informally, two options are open to the court: Pretrial Diversion and Informal Adjustment. These two procedures are quite similar in that they are both a voluntary agreement between the court officer, the child, and the parents to address the problem but avoid a formal court hearing and an official finding of guilt. The difference between Pretrial Diversion and Informal Adjustment is the extent to which the Judge or Referee is involved. Pretrial Diversion requires judicial approval of the voluntary agreement. Informal Adjustment is subject to judicial approval, but does not require it prior to initiation.

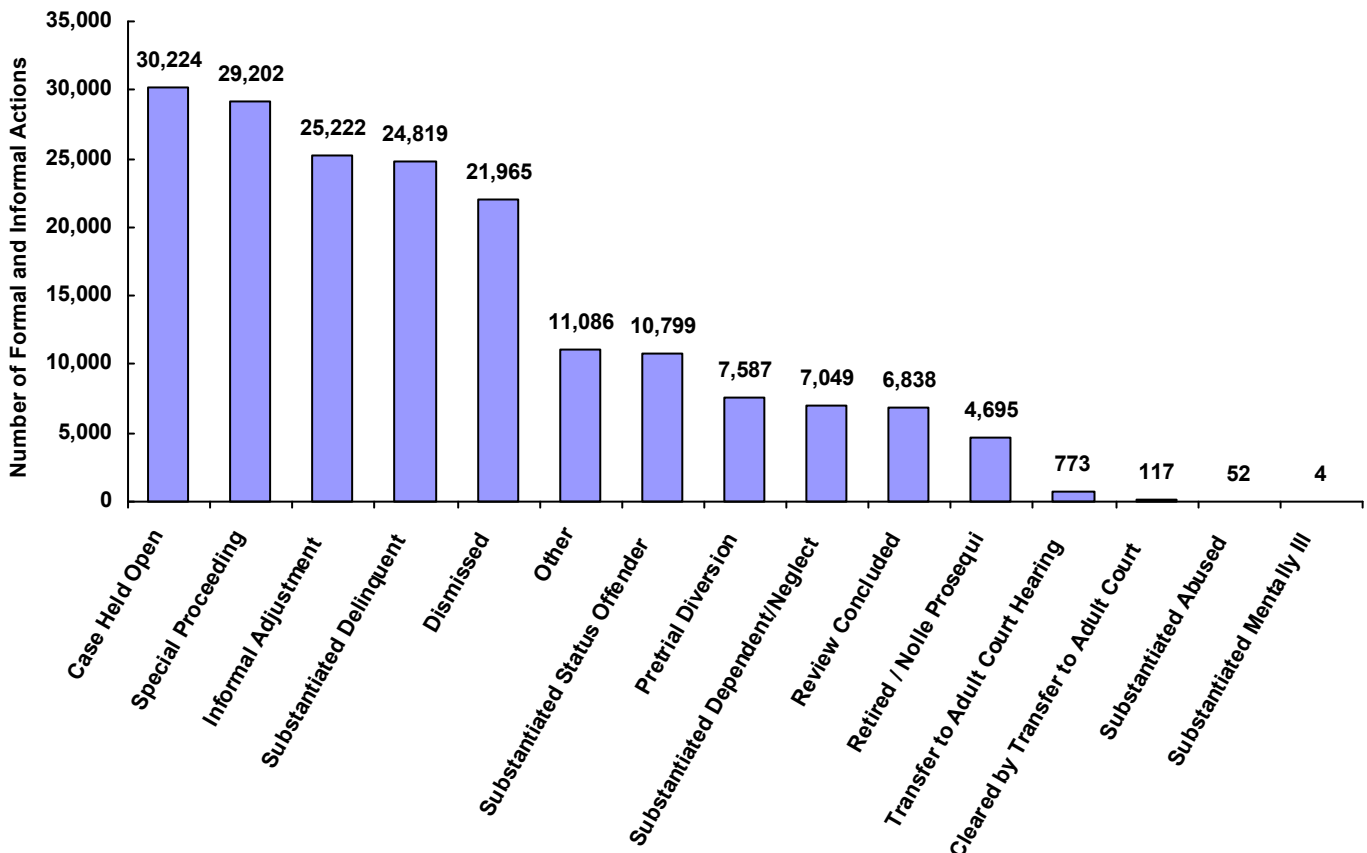
When the court believes that it is in the best interest of the child and/or the community, a Formal Adjudicatory Proceeding or Hearing is held regarding the child's referral to juvenile court. The adjudicatory hearing is a formal proceeding in which the Judge or Referee determines whether the motion made on behalf of the child (or the complaint made against the child) is substantiated. If substantiation of the motion/complaint occurs, a dispositional hearing must be held; this can happen either immediately or at a later date.



2009 TENNESSEE JUVENILE COURT STATISTICAL DATA

Dispositional Actions (by Type)

	White Male	African American Male	Other Race Male	White Female	African American Female	Other Race Female	Unknown Race or Sex	Total	% of Total Referrals
Formal									
Dismissed	9,084	3,821	278	5,555	2,254	217	756	21,965	12.17%
Retired / Nolle Prosequi	1,792	1,232	86	853	421	49	262	4,695	2.60%
Substantiated Delinquent	10,913	7,278	361	3,635	2,035	129	468	24,819	13.76%
Substantiated Status Offender	4,747	1,363	179	3,095	830	130	455	10,799	5.99%
Substantiated Dependent/Neglect	1,999	1,187	133	1,994	1,097	127	512	7,049	3.91%
Substantiated Abused	19	2	0	22	1	1	7	52	0.03%
Substantiated Mentally Ill	3	0	0	0	1	0	0	4	0.00%
Informal									
Informal Adjustment	7,131	8,404	235	4,500	4,450	153	349	25,222	13.98%
Pretrial Diversion	3,348	1,414	91	1,746	712	69	207	7,587	4.20%
Transfer to Adult Court Hearing	162	519	22	18	37	1	14	773	0.43%
Cleared by Transfer to Adult Court	69	29	0	15	2	0	2	117	0.06%
Special Proceeding	10,346	3,752	585	8,282	2,945	523	2,769	29,202	16.18%
Review Concluded	3,365	466	145	2,261	279	99	223	6,838	3.79%
Case Held Open	11,421	5,918	407	7,388	3,504	283	1,303	30,224	16.75%
Unknown	0	0	0	0	0	0	0	0	0.00%
Other	4,119	1,562	166	2,785	1,199	172	1,083	11,086	6.14%
Totals	68,518	36,947	2,688	42,149	19,767	1,953	8,410	180,432	



2009 TENNESSEE JUVENILE COURT STATISTICAL DATA

Formal and Informal Actions (by Type)

	White Male	African American Male	Other Race Male	White Female	African American Female	Other Race Female	Unknown Race or Sex	Total
Delinquent								
Offenses Against Persons								
Substantiated Delinquent	1,284	1,101	51	406	371	17	35	3,265
Informal Adjustment	341	1,193	25	153	823	7	25	2,567
Dismissed	509	439	14	222	181	8	15	1,388
Case Held Open	440	172	17	182	69	4	8	892
Pretrial Diversion	362	239	8	128	105	5	16	863
Retired / Nolle Prosequi	164	196	14	79	84	6	31	574
Transfer to Adult Court Hearing	31	210	13	2	12	0	0	268
Special Proceeding	136	19	8	49	9	1	1	223
Other	73	18	0	30	3	1	5	130
Review Concluded	43	8	2	18	0	1	0	72
Substantiated Status Offender	29	11	0	19	10	0	1	70
Substantiated Dependent/Neglect	17	2	0	5	4	1	0	29
Cleared by Transfer to Adult Court	4	14	0	5	1	0	0	24
Substantiated Abused	0	1	0	2	0	0	0	3
Substantiated Mentally Ill	0	0	0	0	0	0	0	0
Unknown	0	0	0	0	0	0	0	0
Total	3,433	3,623	152	1,300	1,672	51	137	10,368

Delinquent

Offenses Against Property

Substantiated Delinquent	2,427	2,059	65	736	439	14	65	5,805
Informal Adjustment	582	1,234	25	636	798	13	39	3,327
Pretrial Diversion	718	285	28	406	111	23	64	1,635
Dismissed	578	419	19	228	114	10	25	1,393
Case Held Open	469	140	11	149	31	4	6	810
Retired / Nolle Prosequi	246	162	10	55	46	7	24	550
Special Proceeding	187	14	2	54	15	0	1	273
Other	124	45	2	48	21	3	3	246
Transfer to Adult Court Hearing	75	107	4	0	5	0	4	195
Substantiated Status Offender	63	13	3	30	4	2	1	116
Cleared by Transfer to Adult Court	45	7	0	7	0	0	0	59
Review Concluded	23	8	1	6	0	0	0	38
Substantiated Dependent/Neglect	8	3	0	4	0	0	0	15
Substantiated Mentally Ill	1	0	0	0	0	0	0	1
Substantiated Abused	0	0	0	0	0	0	0	0
Unknown	0	0	0	0	0	0	0	0
Total	5,546	4,496	170	2,359	1,584	76	232	14,463



2009 TENNESSEE JUVENILE COURT STATISTICAL DATA

Formal and Informal Actions (by Type)

	White Male	African American Male	Other Race Male	White Female	African American Female	Other Race Female	Unknown Race or Sex	Total
Delinquent								
Illegal Conduct								
Informal Adjustment	3,788	3,999	104	2,154	1,650	67	224	11,986
Substantiated Delinquent	5,467	3,227	178	1,644	792	66	247	11,621
Dismissed	4,051	1,237	97	2,026	433	53	152	8,049
Pretrial Diversion	1,554	544	32	614	198	15	70	3,027
Case Held Open	1,604	396	58	681	133	16	122	3,010
Substantiated Status Offender	1,262	371	27	646	199	23	141	2,669
Other	1,213	128	37	570	81	12	69	2,110
Retired / Nolle Prosequi	779	584	41	359	137	9	112	2,021
Special Proceeding	915	117	32	688	64	22	183	2,021
Review Concluded	144	12	1	68	2	2	2	231
Transfer to Adult Court Hearing	31	168	3	9	11	0	8	230
Substantiated Dependent/Neglect	22	5	0	13	1	0	9	50
Cleared by Transfer to Adult Court	7	2	0	2	1	0	0	12
Substantiated Abused	2	0	0	0	0	0	0	2
Substantiated Mentally Ill	0	0	0	0	0	0	0	0
Unknown	0	0	0	0	0	0	0	0
Total	20,839	10,790	610	9,474	3,702	285	1,339	47,039
Delinquent Total	29,818	18,909	932	13,133	6,958	412	1,708	71,870
Status								
Substantiated Status Offender	3,248	945	146	2,316	601	102	302	7,660
Informal Adjustment	2,106	1,289	60	1,342	705	47	47	5,596
Dismissed	1,334	405	41	940	292	40	99	3,151
Case Held Open	874	137	42	653	121	34	21	1,882
Substantiated Delinquent	779	326	33	392	125	16	74	1,745
Other	544	137	14	340	82	14	46	1,177
Retired / Nolle Prosequi	415	195	13	246	80	16	55	1,020
Pretrial Diversion	358	121	5	238	97	16	31	866
Special Proceeding	291	19	4	185	22	5	4	530
Review Concluded	85	4	1	70	6	3	3	172
Substantiated Dependent/Neglect	51	17	1	43	12	4	4	132
Transfer to Adult Court Hearing	3	1	0	0	1	0	1	6
Cleared by Transfer to Adult Court	1	1	0	1	0	0	0	3
Substantiated Abused	1	0	0	0	0	0	0	1
Substantiated Mentally Ill	0	0	0	0	0	0	0	0
Unknown	0	0	0	0	0	0	0	0
Total	10,090	3,597	360	6,766	2,144	297	687	23,941



2009 TENNESSEE JUVENILE COURT STATISTICAL DATA

Formal and Informal Actions (by Type)

	White Male	African American Male	Other Race Male	White Female	African American Female	Other Race Female	Unknown Race or Sex	Total
Dependency and Neglect								
Substantiated Dependent/Neglect	1,124	769	78	1,150	698	80	273	4,172
Case Held Open	1,025	76	52	1,144	40	45	219	2,601
Special Proceeding	816	110	33	855	133	60	71	2,078
Dismissed	312	345	29	332	317	15	69	1,419
Other	163	83	10	150	71	9	66	552
Informal Adjustment	22	99	10	25	102	7	3	268
Substantiated Delinquent	56	53	2	35	50	4	12	212
Review Concluded	43	9	0	50	5	1	12	120
Pretrial Diversion	30	16	0	27	14	1	1	89
Retired / Nolle Prosequi	11	6	0	11	4	2	9	43
Substantiated Abused	10	1	0	17	1	1	7	37
Substantiated Status Offender	7	10	0	9	3	1	6	36
Transfer to Adult Court Hearing	0	5	0	1	4	0	0	10
Substantiated Mentally Ill	1	0	0	0	0	0	0	1
Cleared by Transfer to Adult Court	0	1	0	0	0	0	0	1
Unknown	0	0	0	0	0	0	0	0
Total	3,620	1,583	214	3,806	1,442	226	748	11,639

Other Court Action Violations

Substantiated Delinquent	84	11	1	46	5	1	0	148
Dismissed	33	1	0	15	3	0	0	52
Case Held Open	18	4	0	10	3	1	0	36
Special Proceeding	19	0	0	10	0	0	0	29
Substantiated Status Offender	14	0	0	7	1	1	0	23
Informal Adjustment	8	0	0	3	1	0	0	12
Other	4	0	0	5	0	0	0	9
Retired / Nolle Prosequi	4	0	0	2	0	0	0	6
Pretrial Diversion	3	0	0	2	0	0	0	5
Review Concluded	1	0	1	0	0	0	0	2
Substantiated Dependent/Neglect	0	0	0	1	0	0	0	1
Substantiated Abused	0	0	0	0	0	0	0	0
Substantiated Mentally Ill	0	0	0	0	0	0	0	0
Transfer to Adult Court Hearing	0	0	0	0	0	0	0	0
Cleared by Transfer to Adult Court	0	0	0	0	0	0	0	0
Unknown	0	0	0	0	0	0	0	0
Total	188	16	2	101	13	3	0	323



2009 TENNESSEE JUVENILE COURT STATISTICAL DATA

Formal and Informal Actions (by Type)

	White Male	African American Male	Other Race Male	White Female	African American Female	Other Race Female	Unknown Race or Sex	Total
Special Proceedings								
Parentage								
Special Proceeding	3,517	1,753	192	3,012	1,582	196	1,285	11,537
Other	858	847	43	861	733	77	755	4,174
Dismissed	1,012	621	44	966	603	50	307	3,603
Case Held Open	1,026	210	19	777	51	16	196	2,295
Substantiated Dependent/Neglect	423	110	36	446	87	25	174	1,301
Pretrial Diversion	162	163	10	230	170	9	17	761
Substantiated Delinquent	174	169	6	177	134	6	10	676
Review Concluded	104	29	5	86	4	1	40	269
Retired / Nolle Prosequi	49	49	5	40	55	6	21	225
Informal Adjustment	104	10	1	85	16	2	2	220
Substantiated Status Offender	14	0	0	6	0	0	0	20
Transfer to Adult Court Hearing	2	0	0	3	0	0	0	5
Substantiated Abused	3	0	0	0	0	0	0	3
Cleared by Transfer to Adult Court	1	0	0	0	0	0	1	2
Substantiated Mentally Ill	0	0	0	0	1	0	0	1
Unknown	0	0	0	0	0	0	0	0
Total	7,449	3,961	361	6,689	3,436	388	2,808	25,092

Special Proceedings

Other								
Case Held Open	5,813	4,766	202	3,709	3,049	149	707	18,395
Special Proceeding	2,668	458	144	1,919	269	114	296	5,868
Review Concluded	2,813	385	131	1,866	252	87	133	5,667
Dismissed	830	210	15	502	174	18	9	1,758
Substantiated Dependent/Neglect	254	260	16	255	279	9	39	1,112
Other	206	136	10	178	100	14	41	685
Substantiated Delinquent	256	92	15	57	46	2	3	471
Informal Adjustment	32	66	3	28	53	2	0	184
Pretrial Diversion	56	10	2	43	3	0	0	114
Substantiated Status Offender	55	4	1	45	8	0	0	113
Retired / Nolle Prosequi	48	8	2	26	1	1	4	90
Transfer to Adult Court Hearing	2	5	2	0	0	0	0	9
Cleared by Transfer to Adult Court	4	0	0	0	0	0	1	5
Substantiated Abused	3	0	0	0	0	0	0	3
Substantiated Mentally Ill	0	0	0	0	0	0	0	0
Unknown	0	0	0	0	0	0	0	0
Total	13,040	6,400	543	8,628	4,234	396	1,233	34,474

Special Proceedings Total **20,489** **10,361** **904** **15,317** **7,670** **784** **4,041** **59,566**



2009 TENNESSEE JUVENILE COURT STATISTICAL DATA

Formal and Informal Actions (by Type)

	White Male	African American Male	Other Race Male	White Female	African American Female	Other Race Female	Unknown Race or Sex	Total
All Other Referrals								
Special Proceeding	1,797	1,262	170	1,510	851	125	928	6,643
Other	934	168	50	603	108	42	98	2,003
Dismissed	425	144	19	324	137	23	80	1,152
Informal Adjustment	148	514	7	74	302	8	9	1,062
Substantiated Delinquent	386	240	10	142	73	3	22	876
Case Held Open	152	17	6	83	7	14	24	303
Review Concluded	109	11	3	97	10	4	33	267
Substantiated Dependent/Neglect	100	21	2	77	16	8	13	237
Pretrial Diversion	105	36	6	58	14	0	8	227
Retired / Nolle Prosequi	76	32	1	35	14	2	6	166
Substantiated Status Offender	55	9	2	17	4	1	4	92
Transfer to Adult Court Hearing	18	23	0	3	4	1	1	50
Cleared by Transfer to Adult Court	7	4	0	0	0	0	0	11
Substantiated Abused	0	0	0	3	0	0	0	3
Substantiated Mentally Ill	1	0	0	0	0	0	0	1
Unknown	0	0	0	0	0	0	0	0
Total	4,313	2,481	276	3,026	1,540	231	1,226	13,093
<hr/>								
All Formal and Informal Actions Total	68,518	36,947	2,688	42,149	19,767	1,953	8,410	180,432



2009 TENNESSEE JUVENILE COURT STATISTICAL DATA

Case Outcomes

The outcomes of a case indicate the type of action(s) and/or service(s) that are to be established as a result of all of the referrals associated with a case. These actions are intended to provide the best chance of rehabilitation while protecting the rights, safety, and well being of each child as well as enforce the laws of the state as it pertains to the type and severity of each offense.

Each case can have up to eight outcomes that can be the result of more than one of the referrals associated with the case. Therefore, the number of outcomes will not correlate to the number of referrals or dispositional actions/procedures involved in a case.



2009 TENNESSEE JUVENILE COURT STATISTICAL DATA

Case Outcomes (by Type)

	White Male	African American Male	Other Race Male	White Female	African American Female	Other Race Female	Unknown Race or Sex	Total
General Action Codes								
Held Open For Review	13,114	4,545	493	8,521	2,277	392	1,585	30,927
Case Dismissed	8,507	4,934	334	5,617	2,922	269	945	23,528
Warned / Counseled	4,884	5,179	245	3,234	3,040	148	138	16,868
Public Service	6,558	1,798	179	3,215	867	88	314	13,019
Supervision / Probation to Juvenile Court	4,081	1,710	131	2,007	724	59	94	8,806
Fine	4,554	587	56	2,080	294	43	220	7,834
No Contact Order	2,315	881	87	1,613	523	55	239	5,713
Case Retired or Nolle Prosequi	2,125	1,312	90	1,205	522	67	277	5,598
Referred to Defensive Driving School	2,703	198	46	1,695	134	20	63	4,859
Placement with Relative / Other Individual	809	1,225	44	794	1,103	54	58	4,087
Referred for Alcohol and Drug Counseling	2,107	363	50	872	67	25	62	3,546
Referral to Another Entity for Superv/Servc	1,232	407	46	975	377	41	53	3,131
Restitution	1,525	884	54	438	153	5	45	3,104
Referral to Juvenile Court Educ-Based Pgm	1,636	241	47	875	171	37	47	3,054
Referred for Mental Health Counseling	1,172	600	57	599	248	19	66	2,761
Dismissed from Informal Adjustment	1,162	242	20	772	199	18	53	2,466
House Arrest	1,075	468	45	463	148	28	28	2,255
Injunction Other than No Contact Order	709	482	41	592	250	28	125	2,227
Probation to Parents	925	453	53	477	154	20	119	2,201
Released from Probation	1,144	249	33	563	147	12	30	2,178
Driver's License Held Informally	867	319	23	343	68	6	8	1,634
Court Defined Curfew	686	259	32	344	86	12	12	1,431
Dismissed from Pretrial Diversion	685	160	24	394	87	12	38	1,400
Placement with City/Cnty Agcy/Facility	205	760	18	73	165	1	29	1,251
Referred to Alcohol Safety School	456	116	20	177	14	3	20	806
Referred to Alternative School	123	30	9	55	11	2	5	235
Runaway Returned	70	37	2	91	19	3	2	224
Referred to Private Child Agency	45	5	3	48	2	4	2	109
Private Mental Health Placement	27	12	0	10	0	1	1	51
Voluntary Placement with DMHMR	3	1	1	3	0	0	0	8
Private MR Placement	1	1	0	2	0	0	0	4
Totals	65,505	28,458	2,283	38,147	14,772	1,472	4,678	155,315



2009 TENNESSEE JUVENILE COURT STATISTICAL DATA

Case Outcomes (by Type)

	White Male	African American Male	Other Race Male	White Female	African American Female	Other Race Female	Unknown Race or Sex	Total
Formal Action Codes								
Placed Under a Valid Court Order	2,887	595	152	1,674	316	69	105	5,798
DCS Commitment - Custody	1,519	1,264	84	734	438	55	103	4,197
DCS Probation	2,045	497	49	715	150	14	30	3,500
Other Intensive Probation	847	192	21	268	38	7	39	1,412
DCS Commitment - Suspended	596	322	14	186	43	8	10	1,179
Transfer to Another Juvenile Court for Dispo	576	129	18	341	64	11	24	1,163
Supervision by DCS	418	41	15	294	31	4	13	816
Parental Rights Terminated	182	29	10	190	20	9	50	490
Transferred to Adult Court	118	300	10	12	17	2	8	467
DCS Intensive Probation	108	30	5	27	3	1	1	175
DCS Commitment - Determinate	42	65	3	10	5	2	1	128
DMHMR Involuntary Commitment	27	2	0	12	1	0	0	42
Parental Rights Not Terminated	11	0	0	7	1	0	0	19
Totals	9,376	3,466	381	4,470	1,127	182	384	19,386
Special Proceedings								
Court Costs	12,958	2,988	366	7,567	1,751	258	544	26,432
Custody Changed	2,830	450	170	2,606	393	165	277	6,891
Foster Care Continued	1,965	548	119	1,868	369	112	289	5,270
Child Support Granted	1,534	779	58	1,198	542	82	1,033	5,226
Visitation Changed	1,574	367	81	1,542	381	74	273	4,292
Custody Unchanged	1,584	220	83	1,534	168	77	110	3,776
Child Support Amended	494	130	17	457	99	25	106	1,328
Paternity Determined / Child Legitimated	322	267	20	224	224	17	192	1,266
Visitation Unchanged	426	43	15	496	48	19	66	1,113
Foster Care Terminated	254	28	9	194	14	10	36	545
Order of Reference to DCS	181	30	5	190	28	4	25	463
Child Support Terminated	75	19	3	68	14	5	13	197
Request for Medical Treatment Granted	58	28	7	44	31	6	1	175
Voluntary Acknowledgement of Paternity	48	16	7	51	10	2	10	144
Paternity Not Determ/Child Not Legitimated	22	10	1	14	5	1	11	64
Child Support Denied	12	1	0	8	1	0	1	23
Request for Medical Treatment Denied	2	1	0	1	0	0	0	4
Consent to Marry Granted	0	0	0	3	0	0	1	4
Consent to Marry Denied	0	0	0	1	0	0	0	1
Totals	24,339	5,925	961	18,066	4,078	857	2,988	57,214
Other Outcome Codes								
Other	17,585	10,037	697	11,875	6,199	493	3,005	49,891
Totals	17,585	10,037	697	11,875	6,199	493	3,005	49,891
All Outcome Totals	116,805	47,886	4,322	72,558	26,176	3,004	11,055	281,806



Individual Court Information



2009 TENNESSEE JUVENILE COURT STATISTICAL DATA

Child, Case, and Referral Counts (by Court)

Court	Children			Cases			Referrals		
	2008	2009	+/- %	2008	2009	+/- %	2008	2009	+/- %
Anderson	1,485	1,275	-14.1%	1,671	1,462	-12.5%	1,841	1,614	-12.3%
Bedford	306	321	+4.9%	386	407	+5.4%	584	618	+5.8%
Benton	278	281	+1.1%	336	324	-3.6%	355	345	-2.8%
Bledsoe	173	119	-31.2%	247	163	-34.0%	327	203	-37.9%
Blount	2,875	2,767	-3.8%	4,853	4,956	+2.1%	6,688	6,790	+1.5%
Bradley	638	489	-23.4%	1,038	702	-32.4%	1,410	918	-34.9%
Bristol	701	789	+12.6%	1,155	1,220	+5.6%	1,277	1,352	+5.9%
Campbell	558	555	-0.5%	558	565	+1.3%	558	565	+1.3%
Cannon	202	172	-14.9%	309	231	-25.2%	310	231	-25.5%
Carroll	212	190	-10.4%	230	201	-12.6%	349	299	-14.3%
Carter	658	869	+32.1%	878	1,457	+65.9%	1,000	1,589	+58.9%
Cheatham	726	731	+0.7%	1,092	1,243	+13.8%	1,182	1,320	+11.7%
Chester	270	329	+21.9%	312	444	+42.3%	377	523	+38.7%
Claiborne	319	159	-50.2%	379	177	-53.3%	458	194	-57.6%
Clay	137	128	-6.6%	255	268	+5.1%	442	384	-13.1%
Cocke	1,047	1,050	+0.3%	1,860	1,823	-2.0%	1,916	1,879	-1.9%
Coffee	217	288	+32.7%	248	339	+36.7%	299	468	+56.5%
Crockett	96	106	+10.4%	124	202	+62.9%	173	226	+30.6%
Cumberland	401	299	-25.4%	497	359	-27.8%	527	402	-23.7%
Davidson	8,748	8,034	-8.2%	14,009	12,610	-10.0%	16,831	14,608	-13.2%
Decatur	138	145	+5.1%	207	216	+4.3%	235	230	-2.1%
DeKalb	202	157	-22.3%	239	202	-15.5%	273	238	-12.8%
Dickson	1,154	1,200	+4.0%	3,151	2,970	-5.7%	3,281	3,069	-6.5%
Dyer	510	546	+7.1%	946	967	+2.2%	1,110	1,122	+1.1%
Fayette	370	359	-3.0%	681	605	-11.2%	963	845	-12.3%
Fentress	189	197	+4.2%	246	272	+10.6%	260	306	+17.7%
Franklin	346	279	-19.4%	412	345	-16.3%	494	400	-19.0%
Gibson	867	1,150	+32.6%	1,175	1,562	+32.9%	1,356	1,681	+24.0%
Giles	377	312	-17.2%	561	506	-9.8%	698	662	-5.2%
Grainger	890	824	-7.4%	907	836	-7.8%	925	843	-8.9%
Greene	773	668	-13.6%	1,380	1,072	-22.3%	1,450	1,143	-21.2%
Grundy	267	304	+13.9%	604	602	-0.3%	709	685	-3.4%
Hamblen	1,026	887	-13.5%	2,331	2,253	-3.3%	2,549	2,518	-1.2%
Hamilton	4,936	4,932	-0.1%	8,737	8,181	-6.4%	9,761	9,249	-5.2%
Hancock	33	22	-33.3%	41	25	-39.0%	42	25	-40.5%
Hardeman	478	655	+37.0%	586	833	+42.2%	739	1,062	+43.7%
Hardin	297	262	-11.8%	490	448	-8.6%	519	505	-2.7%
Hawkins	1,261	1,042	-17.4%	1,886	1,445	-23.4%	2,046	1,628	-20.4%
Haywood	1,468	1,090	-25.7%	2,247	1,807	-19.6%	2,423	2,020	-16.6%
Henderson	654	531	-18.8%	985	846	-14.1%	1,290	1,155	-10.5%
Henry	473	456	-3.6%	898	914	+1.8%	1,011	1,075	+6.3%
Hickman	314	398	+26.8%	383	489	+27.7%	427	521	+22.0%
Houston	90	75	-16.7%	156	164	+5.1%	162	225	+38.9%
Humphreys	431	390	-9.5%	1,121	985	-12.1%	1,420	1,347	-5.1%
Jackson	182	179	-1.6%	351	311	-11.4%	352	315	-10.5%
Jefferson	1,151	1,233	+7.1%	2,608	3,203	+22.8%	2,835	3,498	+23.4%
Johnson	401	440	+9.7%	1,033	1,138	+10.2%	1,303	1,457	+11.8%
Johnson City	1,635	1,456	-10.9%	2,268	2,131	-6.0%	2,626	2,438	-7.2%
Knox	5,369	5,299	-1.3%	9,208	9,200	-0.1%	11,378	11,145	-2.0%
Lake	126	118	-6.3%	250	375	+50.0%	272	399	+46.7%



2009 TENNESSEE JUVENILE COURT STATISTICAL DATA

Child, Case, and Referral Counts (by Court)

Court	Children			Cases			Referrals		
	2008	2009	+/- %	2008	2009	+/- %	2008	2009	+/- %
Lauderdale	1,013	937	-7.5%	1,543	1,352	-12.4%	1,678	1,434	-14.5%
Lawrence	627	827	+31.9%	683	999	+46.3%	689	1,179	+71.1%
Lewis	162	163	+0.6%	205	208	+1.5%	253	285	+12.6%
Lincoln	609	504	-17.2%	719	701	-2.5%	870	794	-8.7%
Loudon	693	687	-0.9%	959	1,168	+21.8%	1,162	1,290	+11.0%
Macon	389	365	-6.2%	618	841	+36.1%	703	946	+34.6%
Madison	896	853	-4.8%	5,509	9,731	+76.6%	5,900	10,096	+71.1%
Marion	324	283	-12.7%	427	283	-33.7%	475	320	-32.6%
Marshall	441	441	0.0%	626	552	-11.8%	902	727	-19.4%
Mauzy	853	1,381	+61.9%	1,446	2,470	+70.8%	1,646	2,676	+62.6%
McMinn	635	613	-3.5%	2,831	3,240	+14.4%	3,238	3,497	+8.0%
McNairy	266	217	-18.4%	346	289	-16.5%	382	326	-14.7%
Meigs	208	277	+33.2%	212	277	+30.7%	229	286	+24.9%
Monroe	776	779	+0.4%	1,218	1,271	+4.4%	1,279	1,330	+4.0%
Montgomery	2,452	2,361	-3.7%	3,753	3,797	+1.2%	5,200	5,260	+1.2%
Moore	99	70	-29.3%	103	79	-23.3%	115	93	-19.1%
Morgan	216	278	+28.7%	293	447	+52.6%	298	457	+53.4%
Obion	252	281	+11.5%	318	342	+7.5%	414	453	+9.4%
Overton	272	210	-22.8%	422	301	-28.7%	462	323	-30.1%
Perry	105	37	-64.8%	114	38	-66.7%	121	39	-67.8%
Pickett	40	33	-17.5%	44	46	+4.5%	45	46	+2.2%
Polk	114	132	+15.8%	121	146	+20.7%	155	171	+10.3%
Putnam	1,138	1,104	-3.0%	2,031	1,825	-10.1%	2,585	2,184	-15.5%
Rhea	113	84	-25.7%	116	89	-23.3%	120	96	-20.0%
Roane	360	296	-17.8%	486	421	-13.4%	544	500	-8.1%
Robertson	1,348	1,367	+1.4%	1,996	2,459	+23.2%	2,207	2,736	+24.0%
Rutherford	1,847	1,706	-7.6%	2,581	2,469	-4.3%	3,278	3,058	-6.7%
Scott	168	150	-10.7%	169	168	-0.6%	169	168	-0.6%
Sequatchie	160	158	-1.2%	219	234	+6.8%	263	280	+6.5%
Sevier	1,603	1,644	+2.6%	3,411	3,400	-0.3%	3,554	3,686	+3.7%
Shelby	13,713	13,206	-3.7%	18,429	17,522	-4.9%	23,191	21,851	-5.8%
Smith	240	172	-28.3%	534	331	-38.0%	571	349	-38.9%
Stewart	204	228	+11.8%	624	874	+40.1%	806	1,058	+31.3%
Sullivan Div I	814	811	-0.4%	1,132	1,178	+4.1%	1,262	1,372	+8.7%
Sullivan Div II	1,417	1,505	+6.2%	2,127	2,403	+13.0%	2,299	2,562	+11.4%
Sumner	2,385	2,375	-0.4%	4,094	4,130	+0.9%	4,725	4,812	+1.8%
Tipton	663	684	+3.2%	895	935	+4.5%	1,022	1,109	+8.5%
Trousdale	205	171	-16.6%	334	289	-13.5%	426	346	-18.8%
Unicoi	268	254	-5.2%	361	372	+3.0%	414	442	+6.8%
Union	490	421	-14.1%	812	678	-16.5%	830	692	-16.6%
Van Buren	64	56	-12.5%	71	65	-8.5%	77	71	-7.8%
Warren	576	572	-0.7%	773	771	-0.3%	1,059	965	-8.9%
Washington	823	777	-5.6%	1,383	1,276	-7.7%	1,528	1,366	-10.6%
Wayne	431	337	-21.8%	687	585	-14.8%	764	675	-11.6%
Weakley	359	279	-22.3%	466	366	-21.5%	543	418	-23.0%
White	150	184	+22.7%	180	222	+23.3%	218	250	+14.7%
Williamson	2,399	2,464	+2.7%	4,391	4,287	-2.4%	5,430	5,448	+0.3%
Wilson	1,997	2,188	+9.6%	4,450	5,331	+19.8%	4,700	5,576	+18.6%
Totals	91,832	89,479	-2.6%	151,787	155,314	+2.3%	178,614	180,432	+1%



2009 TENNESSEE JUVENILE COURT STATISTICAL DATA

Children Referred to Juvenile Court (by Court)

WM = White Male
AM = Asian Male
WF = White Female
AF = Asian Female
WU = White Unknown Sex
AU = Asian Unknown Sex

AAM = African American Male
MRM = Mixed Race Male
AAF = African American Female
MRF = Mixed Race Female
AAU = African American Unknown Sex
MRU = Mixed Race Unknown Sex

NAM = Native American Male
UM = Unknown Race Male
NAF = Native American Female
UF = Unknown Race Female
NAU = Native American Unknown Sex
UU = Unknown Race Unknown Sex

Court	WM	AAM	NAM	AM	MRM	UM	WF	AAF	NAF	AF	MRF	UF	WU	AAU	NAU	AU	MRU	UU	Total
Anderson	654	102	1	2	6	25	425	29	0	2	7	16	2	0	0	0	0	4	1,275
Bedford	153	31	0	0	1	9	102	21	0	0	0	4	0	0	0	0	0	0	321
Benton	157	4	0	0	0	2	108	10	0	0	0	0	0	0	0	0	0	0	281
Bledsoe	58	15	0	0	4	0	40	0	0	0	2	0	0	0	0	0	0	0	119
Blount	1,318	109	1	4	37	14	1,128	96	1	5	38	13	0	0	0	0	0	3	2,767
Bradley	273	32	0	1	9	11	134	11	0	0	4	12	0	0	0	0	0	2	489
Bristol	414	23	0	0	4	1	325	15	0	1	4	2	0	0	0	0	0	0	789
Campbell	367	2	0	0	0	0	186	0	0	0	0	0	0	0	0	0	0	0	555
Cannon	101	0	0	0	2	0	63	1	0	0	5	0	0	0	0	0	0	0	172
Carroll	99	11	1	0	5	0	65	8	0	0	1	0	0	0	0	0	0	0	190
Carter	461	14	0	0	0	1	390	2	0	0	0	1	0	0	0	0	0	0	869
Cheatham	396	9	1	0	8	10	288	1	0	0	7	9	2	0	0	0	0	0	731
Chester	125	55	1	1	5	0	94	35	0	0	13	0	0	0	0	0	0	0	329
Claiborne	96	1	0	0	3	0	56	0	0	1	1	1	0	0	0	0	0	0	159
Clay	83	0	3	0	0	2	37	2	0	0	1	0	0	0	0	0	0	0	128
Cocke	492	20	2	0	12	21	454	17	1	2	11	8	4	0	0	0	1	5	1,050
Coffee	178	14	0	1	0	0	90	5	0	0	0	0	0	0	0	0	0	0	288
Crockett	56	19	0	0	4	4	16	6	0	0	0	1	0	0	0	0	0	0	106
Cumberland	192	1	0	0	0	0	104	1	0	0	0	1	0	0	0	0	0	0	299
Davidson	1,090	2,472	4	41	112	817	821	1,765	3	34	91	633	5	14	0	1	4	127	8,034
Decatur	82	5	0	0	1	0	55	2	0	0	0	0	0	0	0	0	0	0	145
DeKalb	110	2	0	0	1	1	43	0	0	0	0	0	0	0	0	0	0	0	157
Dickson	459	62	0	1	24	104	332	37	0	1	16	131	3	4	0	0	0	26	1,200
Dyer	230	95	0	1	0	9	142	64	0	0	2	2	0	0	0	0	0	1	546
Fayette	126	95	0	0	4	5	65	53	2	1	6	2	0	0	0	0	0	0	359
Fentress	127	2	0	0	2	0	66	0	0	0	0	0	0	0	0	0	0	0	197
Franklin	143	17	0	0	1	0	109	7	0	0	2	0	0	0	0	0	0	0	279
Gibson	271	308	0	1	29	18	215	213	0	0	20	29	0	18	0	0	1	27	1,150
Giles	160	35	1	1	10	0	87	15	0	0	3	0	0	0	0	0	0	0	312
Grainger	467	5	0	0	6	0	339	3	0	0	4	0	0	0	0	0	0	0	824
Greene	386	18	0	0	2	45	182	10	0	1	0	23	0	0	0	0	0	1	668
Grundy	173	1	0	0	0	0	130	0	0	0	0	0	0	0	0	0	0	0	304
Hamblen	443	43	0	1	6	15	346	25	0	0	6	2	0	0	0	0	0	0	887
Hamilton	1,257	1,461	1	3	36	24	1,003	1,061	2	3	32	27	1	2	0	0	0	19	4,932
Hancock	14	0	0	0	0	0	8	0	0	0	0	0	0	0	0	0	0	0	22
Hardeman	105	228	0	5	2	21	51	136	0	3	2	19	1	53	0	0	0	29	655
Hardin	173	6	0	0	0	1	78	2	0	0	0	2	0	0	0	0	0	0	262
Hawkins	557	11	0	0	0	4	462	7	0	0	0	1	0	0	0	0	0	0	1,042
Haywood	77	484	0	0	8	0	57	451	0	0	13	0	0	0	0	0	0	0	1,090
Henderson	259	31	0	0	25	2	180	18	0	0	16	0	0	0	0	0	0	0	531
Henry	202	39	1	0	3	32	124	17	0	0	0	31	0	0	0	0	0	7	456
Hickman	197	5	0	0	0	0	189	6	0	0	1	0	0	0	0	0	0	0	398
Houston	44	5	0	0	0	0	21	2	0	0	2	0	0	0	0	0	0	1	75
Humphreys	196	10	0	0	7	6	129	18	1	0	7	5	0	0	0	0	0	11	390
Jackson	124	1	0	0	0	0	54	0	0	0	0	0	0	0	0	0	0	0	179
Jefferson	595	13	0	0	13	60	446	13	0	1	6	48	3	0	0	0	0	35	1,233
Johnson	270	0	0	0	0	1	166	1	0	0	2	0	0	0	0	0	0	0	440
Johnson City	673	88	0	2	47	1	545	61	0	0	39	0	0	0	0	0	0	0	1,456
Knox	1,892	604	2	11	76	294	1,516	421	0	11	54	296	8	1	0	0	0	113	5,299
Lake	43	23	0	0	7	0	29	12	0	0	4	0	0	0	0	0	0	0	118



2009 TENNESSEE JUVENILE COURT STATISTICAL DATA

Children Referred to Juvenile Court (by Court)

WM = White Male
AM = Asian Male
WF = White Female
AF = Asian Female
WU = White Unknown Sex
AU = Asian Unknown Sex

AAM = African American Male
MRM = Mixed Race Male
AAF = African American Female
MRF = Mixed Race Female
AAU = African American Unknown Sex
MRU = Mixed Race Unknown Sex

NAM = Native American Male
UM = Unknown Race Male
NAF = Native American Female
UF = Unknown Race Female
NAU = Native American Unknown Sex
UU = Unknown Race Unknown Sex

Court	WM	AAM	NAM	AM	MRM	UM	WF	AAF	NAF	AF	MRF	UF	WU	AAU	NAU	AU	MRU	UU	Total
Lauderdale	254	255	2	0	8	10	184	214	3	0	5	2	0	0	0	0	0	0	937
Lawrence	454	26	0	0	10	9	292	14	0	0	10	9	1	0	0	0	0	2	827
Lewis	95	6	0	0	1	0	57	3	0	0	1	0	0	0	0	0	0	0	163
Lincoln	261	46	0	0	0	0	174	22	0	0	1	0	0	0	0	0	0	0	504
Loudon	425	11	2	1	2	0	242	0	1	0	3	0	0	0	0	0	0	0	687
Macon	198	1	0	0	1	2	153	1	0	0	1	0	2	0	0	0	0	6	365
Madison	155	395	0	0	1	0	104	198	0	0	0	0	0	0	0	0	0	0	853
Marion	150	13	0	0	0	0	109	11	0	0	0	0	0	0	0	0	0	0	283
Marshall	216	25	0	0	11	1	158	25	0	1	2	2	0	0	0	0	0	0	441
Maury	517	158	0	1	29	46	425	114	0	0	30	38	5	2	0	0	0	16	1,381
McMinn	336	49	0	0	10	0	195	13	0	1	9	0	0	0	0	0	0	0	613
McNairy	126	12	0	0	3	1	66	9	0	0	0	0	0	0	0	0	0	0	217
Meigs	156	2	1	0	4	0	110	0	1	0	2	1	0	0	0	0	0	0	277
Monroe	433	7	0	0	17	6	294	8	0	0	4	10	0	0	0	0	0	0	779
Montgomery	814	396	3	10	135	10	548	334	4	4	94	9	0	0	0	0	0	0	2,361
Moore	40	2	0	0	4	0	24	0	0	0	0	0	0	0	0	0	0	0	70
Morgan	161	0	0	0	3	0	108	2	0	0	4	0	0	0	0	0	0	0	278
Obion	137	26	0	1	1	0	96	18	1	0	1	0	0	0	0	0	0	0	281
Overton	133	1	0	0	1	1	71	0	0	0	1	1	0	0	0	0	0	1	210
Perry	21	8	0	0	0	0	8	0	0	0	0	0	0	0	0	0	0	0	37
Pickett	19	0	0	0	3	0	10	0	0	0	1	0	0	0	0	0	0	0	33
Polk	85	1	0	0	0	0	45	0	0	0	1	0	0	0	0	0	0	0	132
Putnam	588	19	2	1	10	34	410	20	2	1	5	10	0	0	0	0	0	2	1,104
Rhea	49	5	0	0	0	0	24	5	0	0	1	0	0	0	0	0	0	0	84
Roane	155	16	0	0	6	3	112	2	0	0	1	1	0	0	0	0	0	0	296
Robertson	557	199	0	1	4	170	288	59	0	0	5	75	3	1	0	0	0	5	1,367
Rutherford	665	292	0	23	13	95	402	124	0	10	8	69	1	1	0	0	0	3	1,706
Scott	115	0	0	0	0	0	35	0	0	0	0	0	0	0	0	0	0	0	150
Sequatchie	98	0	0	0	3	0	52	0	0	0	5	0	0	0	0	0	0	0	158
Sevier	909	24	3	0	8	14	661	10	3	0	5	7	0	0	0	0	0	0	1,644
Shelby	1,245	6,580	4	21	98	60	868	4,204	3	22	78	23	0	0	0	0	0	0	13,206
Smith	84	10	0	0	6	3	58	2	0	0	7	2	0	0	0	0	0	0	172
Stewart	137	3	1	0	12	0	72	1	0	0	2	0	0	0	0	0	0	0	228
Sullivan Div I	471	2	0	0	3	1	331	2	0	0	1	0	0	0	0	0	0	0	811
Sullivan Div II	619	55	1	1	2	162	489	45	1	0	2	128	0	0	0	0	0	0	1,505
Sumner	1,181	192	2	8	42	41	719	122	1	2	36	19	0	0	0	0	0	10	2,375
Tipton	323	109	0	3	3	0	179	63	0	2	1	1	0	0	0	0	0	0	684
Trousdale	81	9	0	0	6	1	58	8	0	0	7	0	1	0	0	0	0	0	171
Unicoi	131	0	0	0	2	4	109	0	0	0	2	6	0	0	0	0	0	0	254
Union	269	3	0	0	0	0	148	0	0	0	1	0	0	0	0	0	0	0	421
Van Buren	29	0	0	0	0	0	27	0	0	0	0	0	0	0	0	0	0	0	56
Warren	315	11	0	0	12	1	206	11	2	1	13	0	0	0	0	0	0	0	572
Washington	465	1	0	0	4	1	297	4	0	0	4	0	1	0	0	0	0	0	777
Wayne	196	6	0	0	4	0	128	1	0	0	2	0	0	0	0	0	0	0	337
Weakley	135	28	0	0	1	6	83	21	0	0	2	3	0	0	0	0	0	0	279
White	113	2	0	0	3	0	63	0	0	0	3	0	0	0	0	0	0	0	184
Williamson	1,301	107	4	12	30	39	801	84	0	11	24	36	6	2	0	0	1	6	2,464
Wilson	1,047	318	0	5	3	142	531	105	0	1	1	35	0	0	0	0	0	0	2,188
Totals	33,082	16,062	44	164	1,041	2,423	22,719	10,559	32	122	808	1,806	49	98	0	1	7	462	89,479



2009 TENNESSEE JUVENILE COURT STATISTICAL DATA

Children Transferred to Adult Court

(by Court)

Court	White Male	African American Male	Other Race Male	White Female	African American Female	Other Race Female	Unknown Race or Sex	Total	% of Total
Shelby	13	162	4	0	14	0	1	194	53.7%
Davidson	5	19	1	0	0	1	2	28	7.8%
Sumner	14	5	0	5	0	0	1	25	6.9%
Hamilton	5	15	0	1	0	1	0	22	6.1%
Madison	2	6	0	0	0	0	0	8	2.2%
Montgomery	3	3	2	0	0	0	0	8	2.2%
Dyer	1	5	0	0	1	0	0	7	1.9%
Knox	3	2	1	0	0	0	0	6	1.7%
Wilson	3	3	0	0	0	0	0	6	1.7%
Maury	0	5	0	0	0	0	0	5	1.4%
Monroe	4	0	0	0	0	0	0	4	1.1%
Dickson	1	2	0	0	0	0	0	3	0.8%
Henry	2	1	0	0	0	0	0	3	0.8%
McMinn	2	1	0	0	0	0	0	3	0.8%
Williamson	2	0	0	0	1	0	0	3	0.8%
Cheatham	2	0	0	0	0	0	0	2	0.6%
Coffee	2	0	0	0	0	0	0	2	0.6%
Giles	0	2	0	0	0	0	0	2	0.6%
Hawkins	2	0	0	0	0	0	0	2	0.6%
Lauderdale	0	2	0	0	0	0	0	2	0.6%
Obion	0	1	0	0	1	0	0	2	0.6%
Sequatchie	1	0	0	1	0	0	0	2	0.6%
Unicoi	2	0	0	0	0	0	0	2	0.6%
Blount	1	0	0	0	0	0	0	1	0.3%
Bradley	0	1	0	0	0	0	0	1	0.3%
Carroll	0	0	0	1	0	0	0	1	0.3%
Carter	0	1	0	0	0	0	0	1	0.3%
Chester	1	0	0	0	0	0	0	1	0.3%
Cocke	1	0	0	0	0	0	0	1	0.3%
Decatur	1	0	0	0	0	0	0	1	0.3%
Gibson	0	1	0	0	0	0	0	1	0.3%
Grainger	0	0	1	0	0	0	0	1	0.3%
Hamblen	1	0	0	0	0	0	0	1	0.3%
Hardeman	0	1	0	0	0	0	0	1	0.3%
Henderson	1	0	0	0	0	0	0	1	0.3%
Houston	0	1	0	0	0	0	0	1	0.3%
Humphreys	0	1	0	0	0	0	0	1	0.3%
Jackson	1	0	0	0	0	0	0	1	0.3%
Johnson	1	0	0	0	0	0	0	1	0.3%
Lawrence	1	0	0	0	0	0	0	1	0.3%
Marion	1	0	0	0	0	0	0	1	0.3%
Moore	1	0	0	0	0	0	0	1	0.3%
Union	1	0	0	0	0	0	0	1	0.3%
Totals	81	240	9	8	17	2	4	361	



2009 TENNESSEE JUVENILE COURT STATISTICAL DATA

Cases Transferred to Adult Court

(by Court)

Court	White Male	African American Male	Other Race Male	White Female	African American Female	Other Race Female	Unknown Race or Sex	Total	% of Total
Shelby	14	195	5	0	14	0	2	230	49.3%
Sumner	32	7	0	9	0	0	2	50	10.7%
Davidson	5	28	1	0	0	1	4	39	8.4%
Hamilton	10	20	0	1	0	1	0	32	6.9%
Wilson	7	5	0	0	0	0	0	12	2.6%
Madison	3	7	0	0	0	0	0	10	2.1%
Knox	5	3	1	0	0	0	0	9	1.9%
Dyer	1	6	0	0	1	0	0	8	1.7%
Maury	0	8	0	0	0	0	0	8	1.7%
Montgomery	3	3	2	0	0	0	0	8	1.7%
Williamson	4	0	0	0	1	0	0	5	1.1%
Carter	0	4	0	0	0	0	0	4	0.9%
Hawkins	4	0	0	0	0	0	0	4	0.9%
Henry	3	1	0	0	0	0	0	4	0.9%
Monroe	4	0	0	0	0	0	0	4	0.9%
Dickson	1	2	0	0	0	0	0	3	0.6%
McMinn	2	1	0	0	0	0	0	3	0.6%
Unicoi	3	0	0	0	0	0	0	3	0.6%
Cheatham	2	0	0	0	0	0	0	2	0.4%
Coffee	2	0	0	0	0	0	0	2	0.4%
Giles	0	2	0	0	0	0	0	2	0.4%
Lauderdale	0	2	0	0	0	0	0	2	0.4%
Obion	0	1	0	0	1	0	0	2	0.4%
Sequatchie	1	0	0	1	0	0	0	2	0.4%
Blount	1	0	0	0	0	0	0	1	0.2%
Bradley	0	1	0	0	0	0	0	1	0.2%
Carroll	0	0	0	1	0	0	0	1	0.2%
Chester	1	0	0	0	0	0	0	1	0.2%
Cocke	1	0	0	0	0	0	0	1	0.2%
Decatur	1	0	0	0	0	0	0	1	0.2%
Gibson	0	1	0	0	0	0	0	1	0.2%
Grainger	0	0	1	0	0	0	0	1	0.2%
Hamblen	1	0	0	0	0	0	0	1	0.2%
Hardeman	0	1	0	0	0	0	0	1	0.2%
Henderson	1	0	0	0	0	0	0	1	0.2%
Houston	0	1	0	0	0	0	0	1	0.2%
Humphreys	0	1	0	0	0	0	0	1	0.2%
Jackson	1	0	0	0	0	0	0	1	0.2%
Johnson	1	0	0	0	0	0	0	1	0.2%
Lawrence	1	0	0	0	0	0	0	1	0.2%
Marion	1	0	0	0	0	0	0	1	0.2%
Moore	1	0	0	0	0	0	0	1	0.2%
Union	1	0	0	0	0	0	0	1	0.2%
Totals	118	300	10	12	17	2	8	467	



2009 TENNESSEE JUVENILE COURT STATISTICAL DATA

Referral and Court Counts

(by Type)

	Referral Count	% of All Referrals	Court Count	% of All Courts
Offenses Against Persons				
Criminal Homicide	17	0.01%	9	9.2%
1st Degree Murder	46	0.03%	10	10.2%
2nd Degree Murder	9	0.00%	8	8.2%
Aggravated Rape	18	0.01%	8	8.2%
Rape of a Child	238	0.13%	49	50.0%
Aggravated Vehicular Homicide	1	0.00%	1	1.0%
Esp. Aggravated Robbery	55	0.03%	23	23.5%
Esp. Aggravated Kidnapping	9	0.00%	5	5.1%
Aggravated Robbery	430	0.24%	34	34.7%
Aggravated Kidnapping	24	0.01%	10	10.2%
Aggravated Child Abuse / Neglect	18	0.01%	7	7.1%
Aggravated Sexual Battery	155	0.09%	43	43.9%
Rape	72	0.04%	25	25.5%
Voluntary Manslaughter	2	0.00%	2	2.0%
Vehicular Homicide	4	0.00%	3	3.1%
Sexual Abuse of a Child	42	0.02%	15	15.3%
Other Sexual Offenses	310	0.17%	63	64.3%
Aggravated Assault	1,129	0.63%	77	78.6%
Robbery	172	0.10%	20	20.4%
Criminally Negligent Homicide	1	0.00%	1	1.0%
Attempted Crime Against a Person	82	0.05%	28	28.6%
Assault	7,164	3.97%	97	99.0%
Reckless Endangerment	370	0.21%	65	66.3%
Total	10,368	5.75%		
Offenses Against Property				
Aggravated Arson	34	0.02%	12	12.2%
Arson	94	0.05%	34	34.7%
Aggravated Burglary	1,364	0.76%	71	72.4%
Theft of Property	8,082	4.48%	96	98.0%
Vandalism	3,094	1.71%	94	95.9%
Forgery	85	0.05%	26	26.5%
Worthless Checks	11	0.01%	7	7.1%
Illegal Poss/Use of Credit/Debit Cards	132	0.07%	29	29.6%
Burglary	1,328	0.74%	83	84.7%
Unauthorized Use of a Vehicle	204	0.11%	44	44.9%
Cruelty to Animals	35	0.02%	20	20.4%
Total	14,463	8.02%		



2009 TENNESSEE JUVENILE COURT STATISTICAL DATA

Referral and Court Counts

(by Type)

	Referral Count	% of All Referrals	Court Count	% of All Courts
Illegal Conduct				
Sale of Controlled Substances	481	0.27%	50	51.0%
Other Drug Offenses	1,600	0.89%	84	85.7%
Possession of Controlled Substances	3,583	1.99%	90	91.8%
Criminal Attempt	207	0.11%	19	19.4%
Carrying Weapons on School Property	432	0.24%	55	56.1%
Unlawful Carrying / Poss of a Weapon	769	0.43%	64	65.3%
Evading Arrest	863	0.48%	71	72.4%
Escape	184	0.10%	29	29.6%
Driving Under Influence (DUI)	239	0.13%	69	70.4%
Possession/Consumption of Alcohol	2,619	1.45%	92	93.9%
Resist Stop/Frisk/Halt/Arrest/Search	738	0.41%	62	63.3%
Aggravated Criminal Trespass	97	0.05%	18	18.4%
Harassment	308	0.17%	70	71.4%
Failure to Appear	377	0.21%	23	23.5%
Filing a False Police Report	240	0.13%	60	61.2%
Criminal Impersonation	266	0.15%	42	42.9%
Disorderly Conduct	5,622	3.12%	86	87.8%
Criminal Trespass	1,766	0.98%	70	71.4%
Public Intoxication	645	0.36%	61	62.2%
Gambling	137	0.08%	7	7.1%
Traffic	16,664	9.24%	96	98.0%
Local Ordinances	177	0.10%	31	31.6%
Violation of Wildlife Regulations	130	0.07%	42	42.9%
Contempt of Court	3,296	1.83%	48	49.0%
Violation of Probation	5,212	2.89%	89	90.8%
Violation of Aftercare	387	0.21%	42	42.9%
Total	47,039	26.09%		
Status Offenses				
Unruly Behavior	4,524	2.51%	94	95.9%
Truancy	8,873	4.92%	96	98.0%
In-State Runaway	2,369	1.31%	88	89.8%
Out-of-State Runaway	70	0.04%	21	21.4%
Possession of Tobacco Products	3,756	2.08%	92	93.9%
Violation of a Valid Court Order	1,282	0.71%	55	56.1%
Violation of Curfew	3,067	1.70%	67	68.4%
Total	23,941	13.27%		
Dependency/Neglect				
Sexually Abused Child	22	0.01%	7	7.1%
Physically Abused Child	37	0.02%	9	9.2%
Dependency / Neglect	10,763	5.97%	77	78.6%
Termination of Parental Rights	817	0.45%	50	51.0%
Total	11,639	6.45%		



2009 TENNESSEE JUVENILE COURT STATISTICAL DATA

Referral and Court Counts

(by Type)

	Referral Count	% of All Referrals	Court Count	% of All Courts
Other Court Action Violations				
Violation of Pretrial Diversion	227	0.13%	15	15.3%
Violation of Informal Adjustment	96	0.05%	16	16.3%
Total	323	0.18%		
Parentage				
Custody	7,987	4.43%	70	71.4%
Visitation	1,925	1.07%	54	55.1%
Paternity / Legitimation	1,989	1.10%	52	53.1%
Child Support	13,191	7.31%	45	45.9%
Total	25,092	13.91%		
Special Proceedings				
Judicial Review	16,691	9.25%	63	64.3%
Administrative Review	14,761	8.18%	34	34.7%
Foster Care Review	2,828	1.57%	30	30.6%
Request for Medical Treatment	191	0.11%	8	8.2%
Consent to Marry	3	0.00%	3	3.1%
Total	34,474	19.11%		
All Other Referrals				
Other	13,093	7.26%	82	83.7%
Total	13,093	7.26%		
Grand Totals	180,432	100.00%		



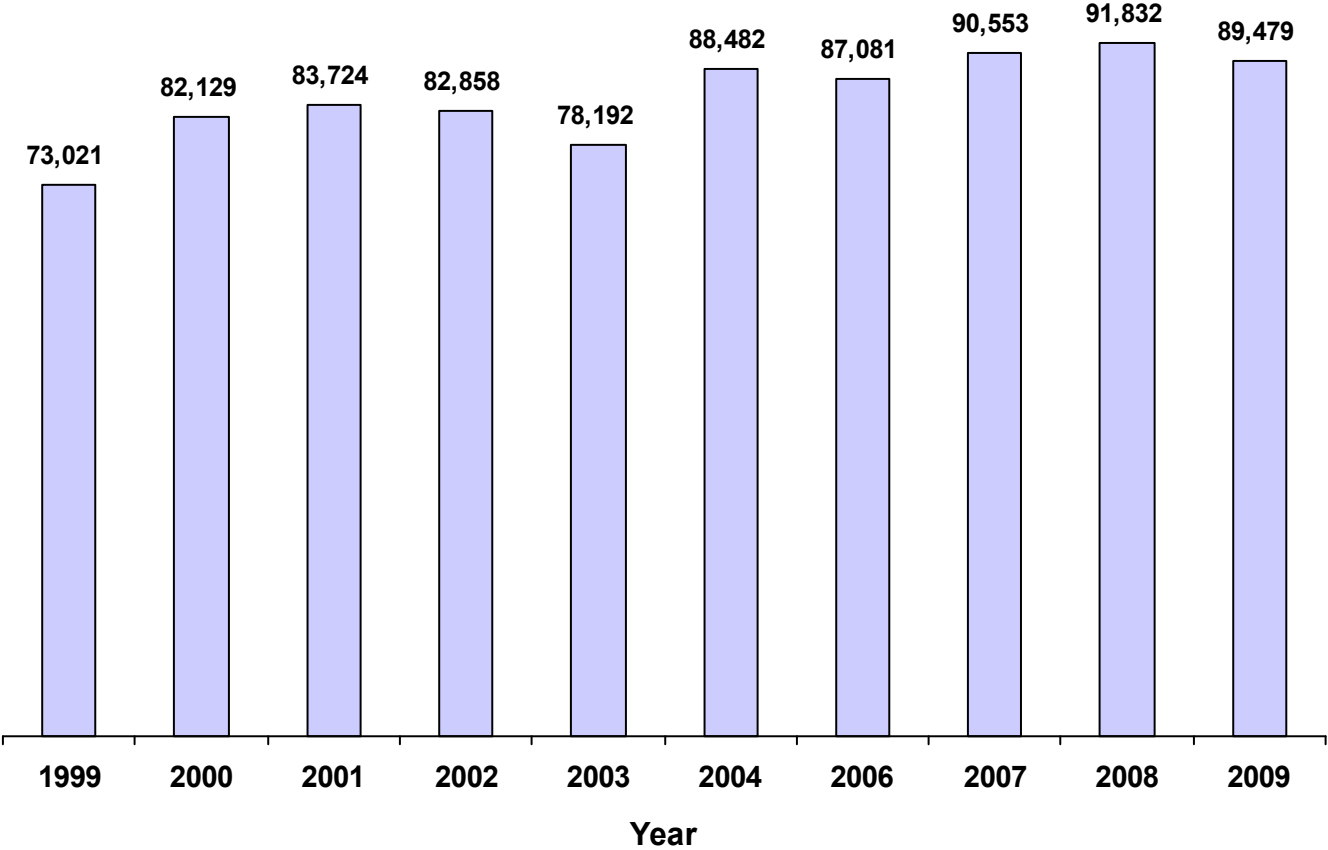
Trends



2009 TENNESSEE JUVENILE COURT STATISTICAL DATA

Trends Over Time for Calendar Years 1999 - 2009

Children Referred to Tennessee Juvenile Courts



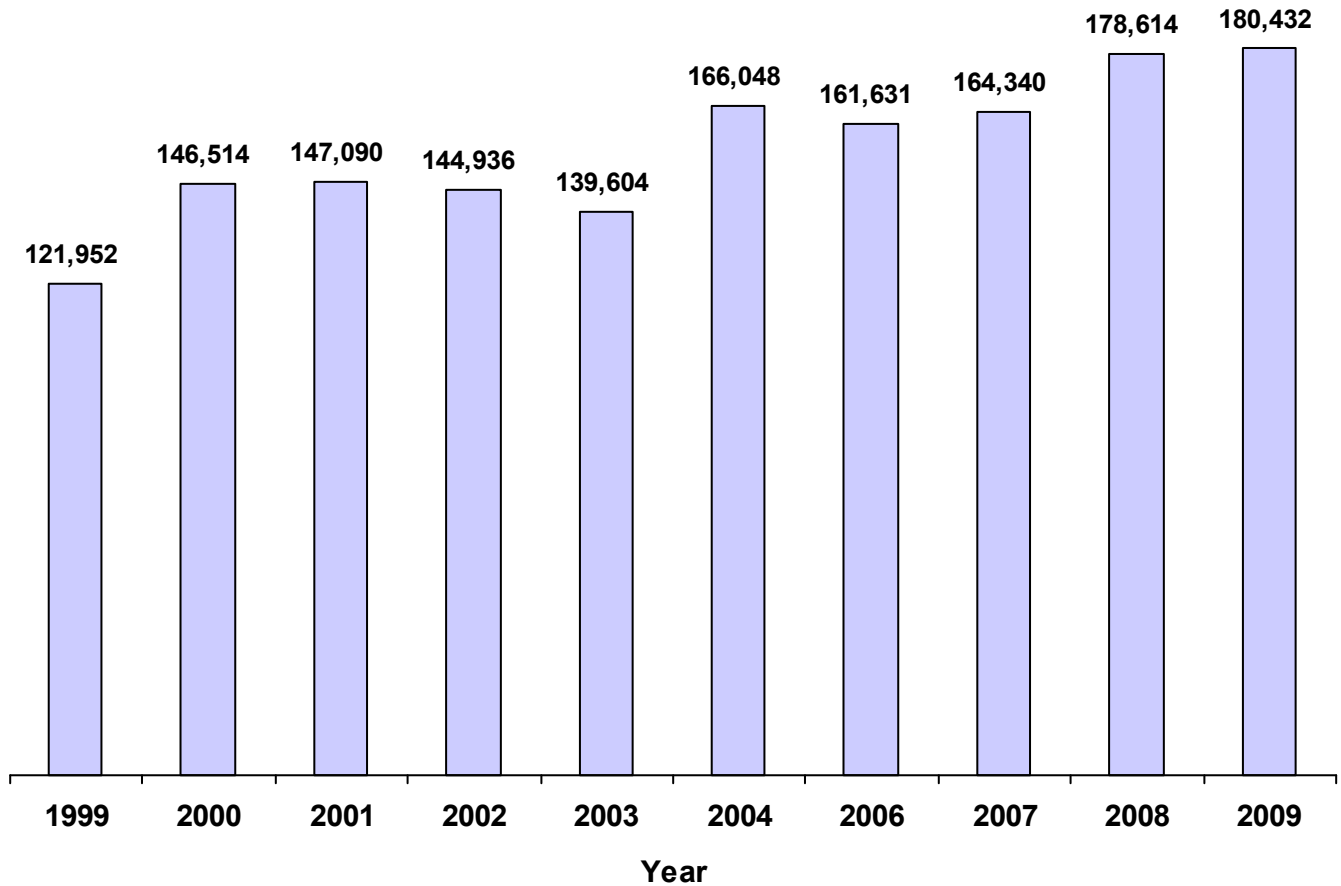
Note: Calendar Year 2005 data has been omitted because not all data was available.



2009 TENNESSEE JUVENILE COURT STATISTICAL DATA

Trends Over Time for Calendar Years 1999 - 2009

Referrals to Juvenile Court



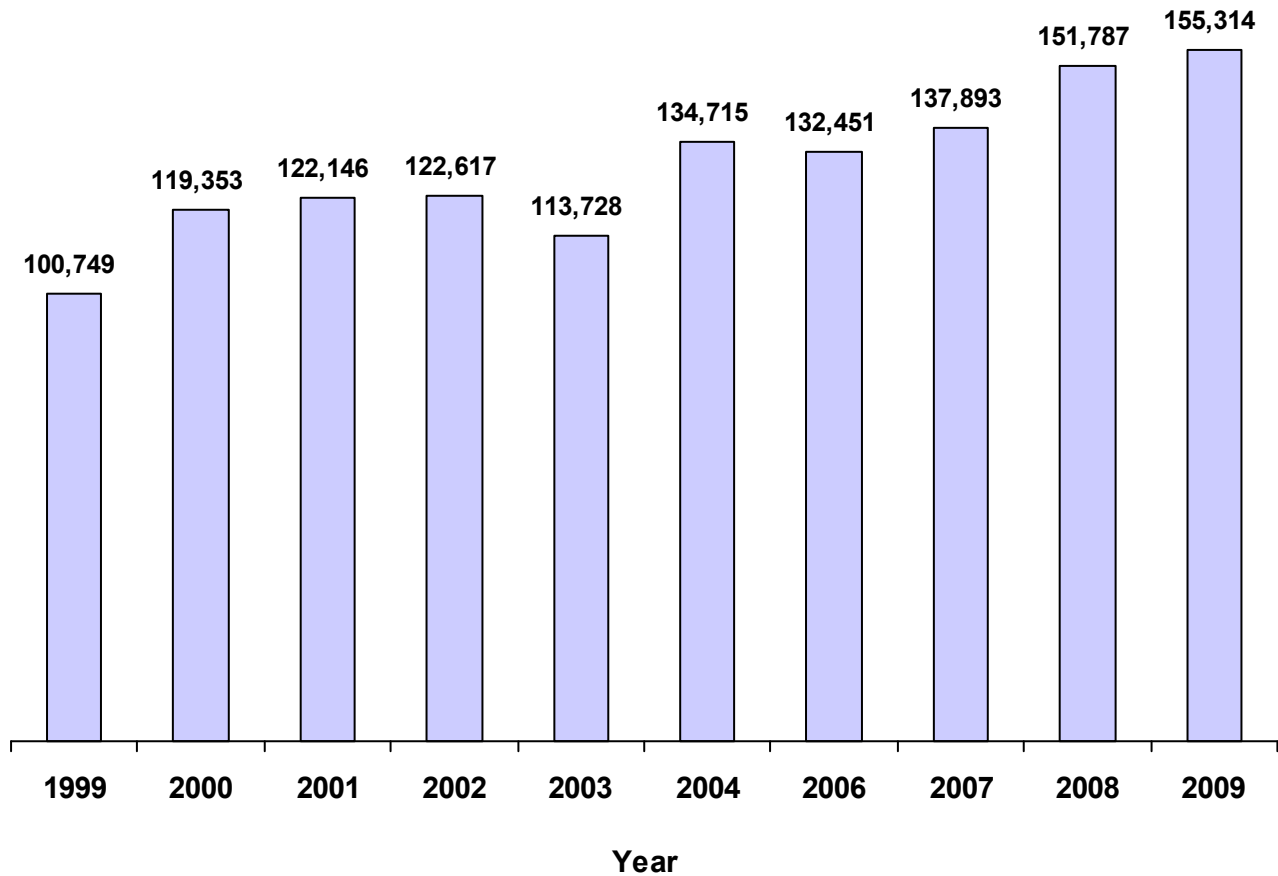
Note: Calendar Year 2005 data has been omitted because not all data was available.



2009 TENNESSEE JUVENILE COURT STATISTICAL DATA

Trends Over Time for Calendar Years 1999 - 2009

Cases in Juvenile Court



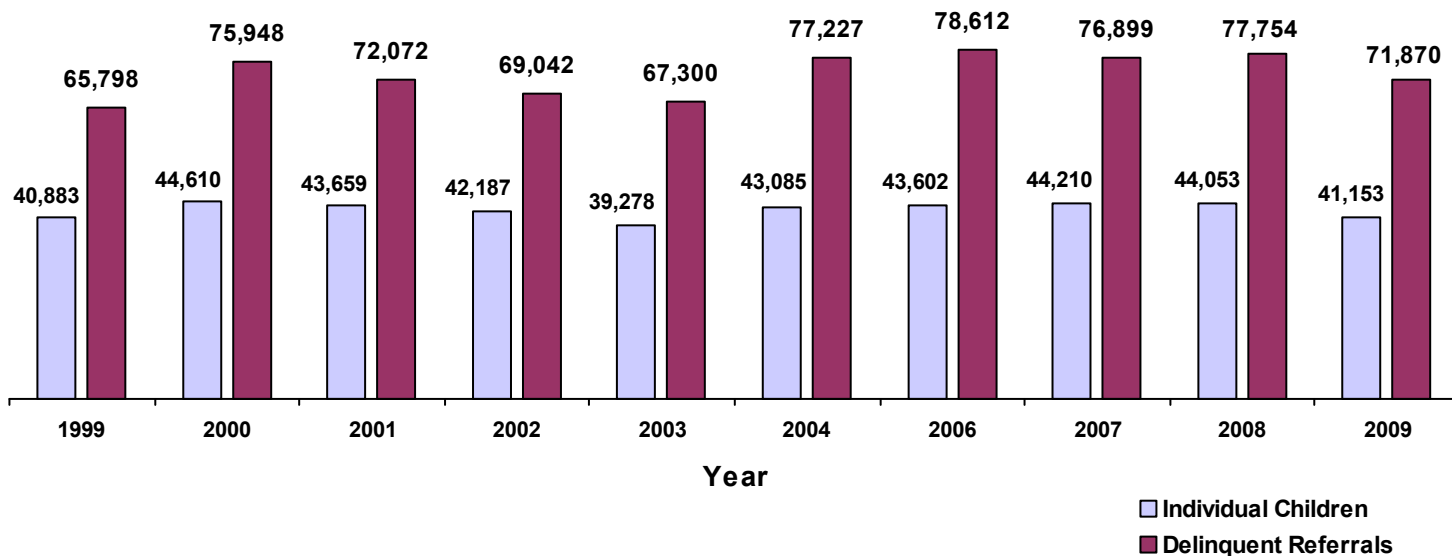
Note: Calendar Year 2005 data has been omitted because not all data was available.



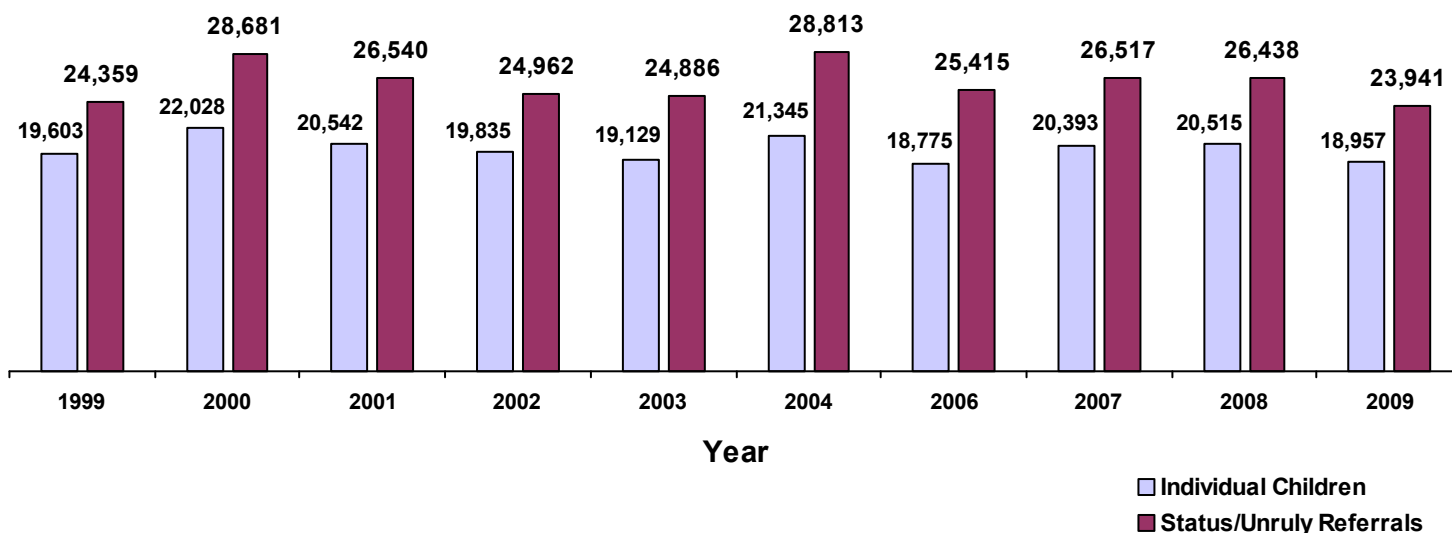
2009 TENNESSEE JUVENILE COURT STATISTICAL DATA

Trends Over Time for Calendar Years 1999 - 2009

Delinquent Referral Reasons and Individual Children Referred



Status/Unruly Referral Reasons and Individual Children Referred



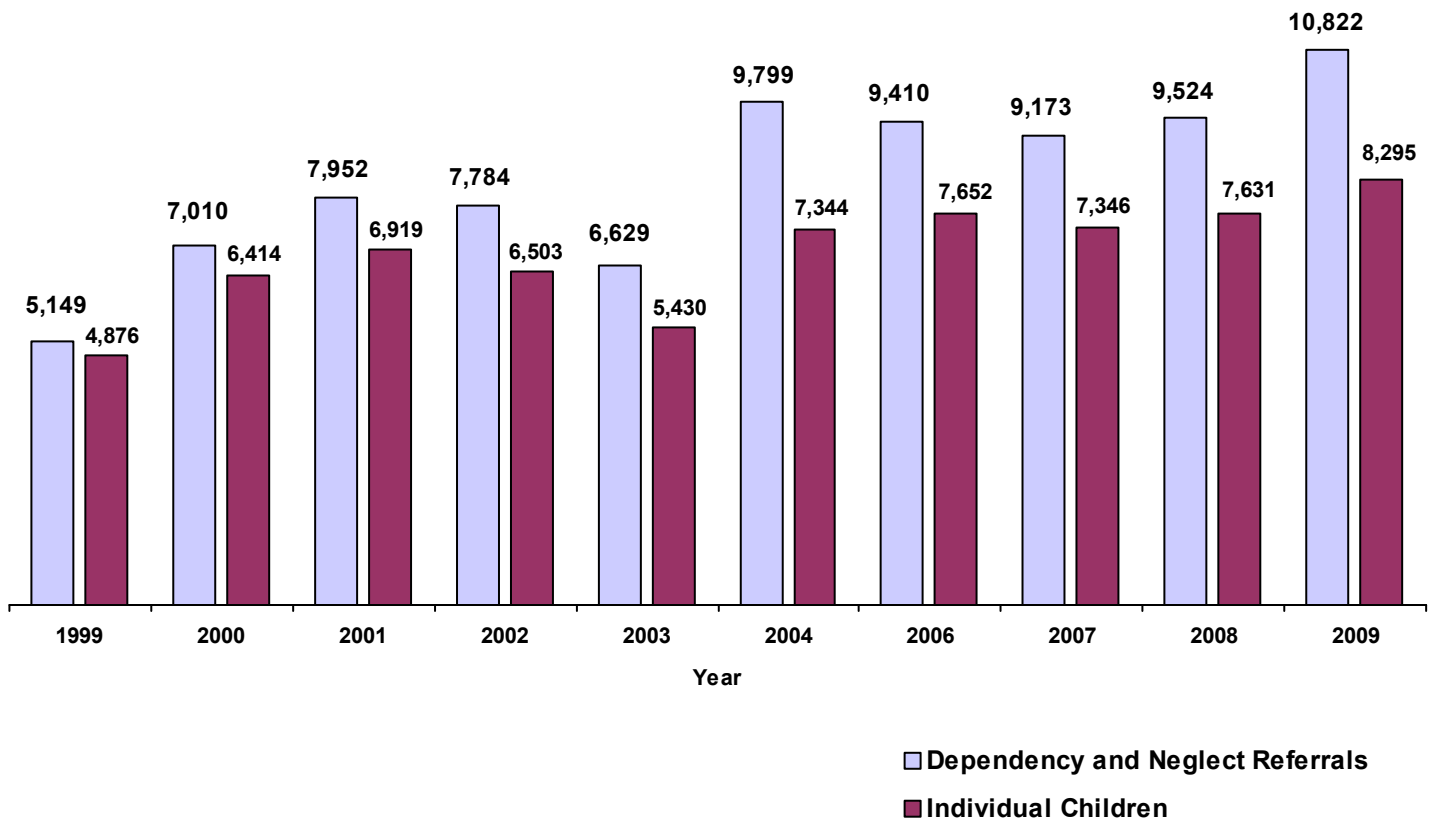
Note: Calendar Year 2005 data has been omitted because not all data was available.



2009 TENNESSEE JUVENILE COURT STATISTICAL DATA

Trends Over Time for Calendar Years 1999 - 2009

Neglected, Dependent and Abused Referrals and Individual Children Referred



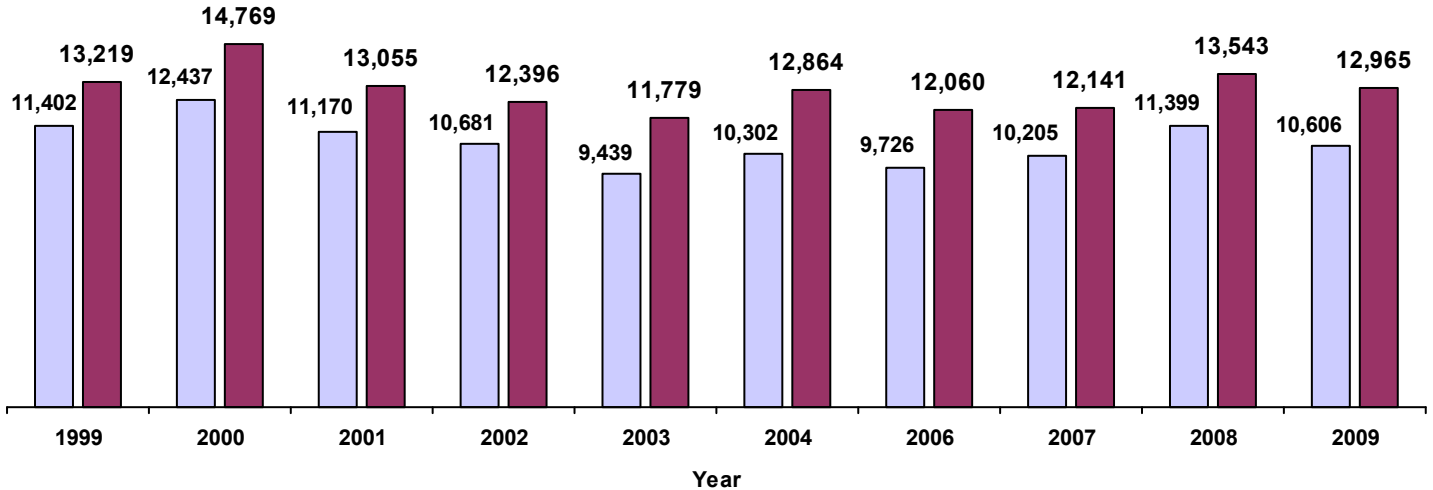
Note: Calendar Year 2005 data has been omitted because not all data was available.



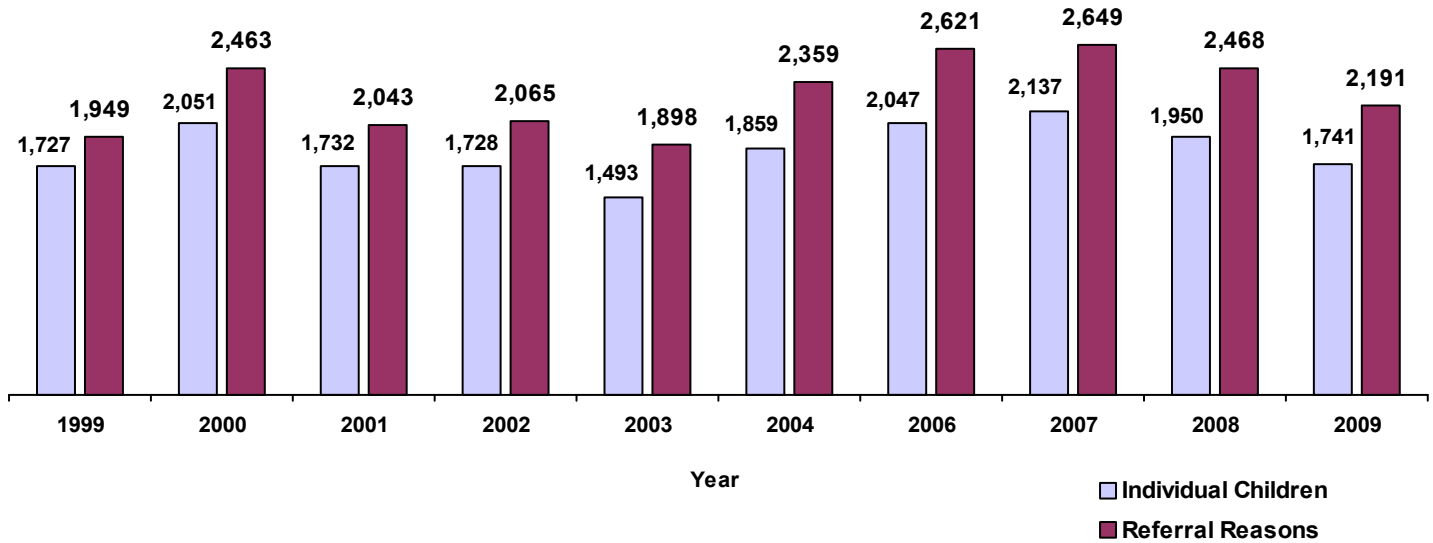
2009 TENNESSEE JUVENILE COURT STATISTICAL DATA

Trends Over Time for Calendar Years 1999 - 2009

Crime Index by Individual Children and Referrals (Homicide, Robbery, Aggravated Assault, Rape, Larceny, and Burglary)



Violent Crime Index by Individual Children and Referrals (Homicide, Robbery, Aggravated Assault, and Rape)



Homicide includes: Criminal Homicide, First and Second Degree Murder, Aggravated Vehicular Homicide, Vehicular Homicide
 Robbery includes: Especially Aggravated Robbery, Aggravated Robbery and Robbery
 Rape includes: Aggravated Rape, Rape of a Child and Rape
 Larceny includes: Theft of Property
 Burglary includes: Aggravated Burglary and Burglary

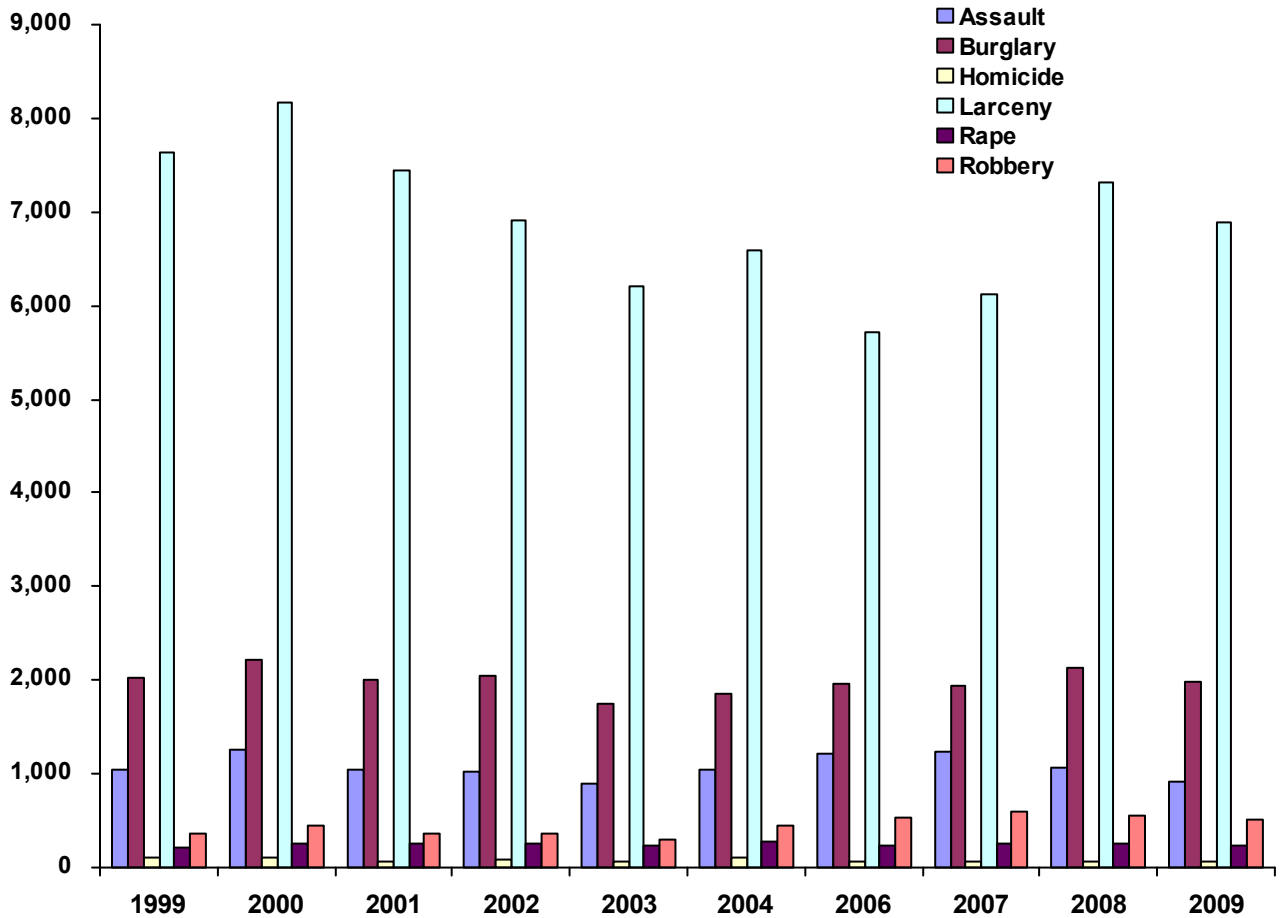
Note: CY 2005 data has been omitted because not all data was available.



2009 TENNESSEE JUVENILE COURT STATISTICAL DATA

Trends Over Time for Calendar Years 1999 - 2009

Children Referred for Aggravated Assault, Burglary, Homicide, Larceny, Rape, Robbery



	1999	2000	2001	2002	2003	2004	2006	2007	2008	2009
Assault	1,045	1,251	1,051	1,019	891	1,040	1,214	1,227	1,073	922
Burglary	2,036	2,226	1,999	2,048	1,740	1,845	1,961	1,949	2,131	1,973
Homicide	115	97	61	84	56	97	62	61	60	74
Larceny	7,639	8,160	7,439	6,905	6,206	6,598	5,718	6,119	7,318	6,892
Rape	204	260	252	252	240	280	244	254	266	241
Robbery	363	443	368	373	306	442	527	595	551	504
Totals	11,402	12,437	11,170	10,681	9,439	10,302	9,726	10,205	11,399	10,606

Burglary includes: Aggravated Burglary and Burglary

Homicide includes: Criminal Homicide, First and Second Degree Murder, Aggravated Vehicular Homicide, Vehicular Homicide

Larceny includes: Theft of Property

Rape includes: Aggravated Rape, Rape of a Child and Rape

Robbery includes: Especially Aggravated Robbery, Aggravated Robbery and Robbery

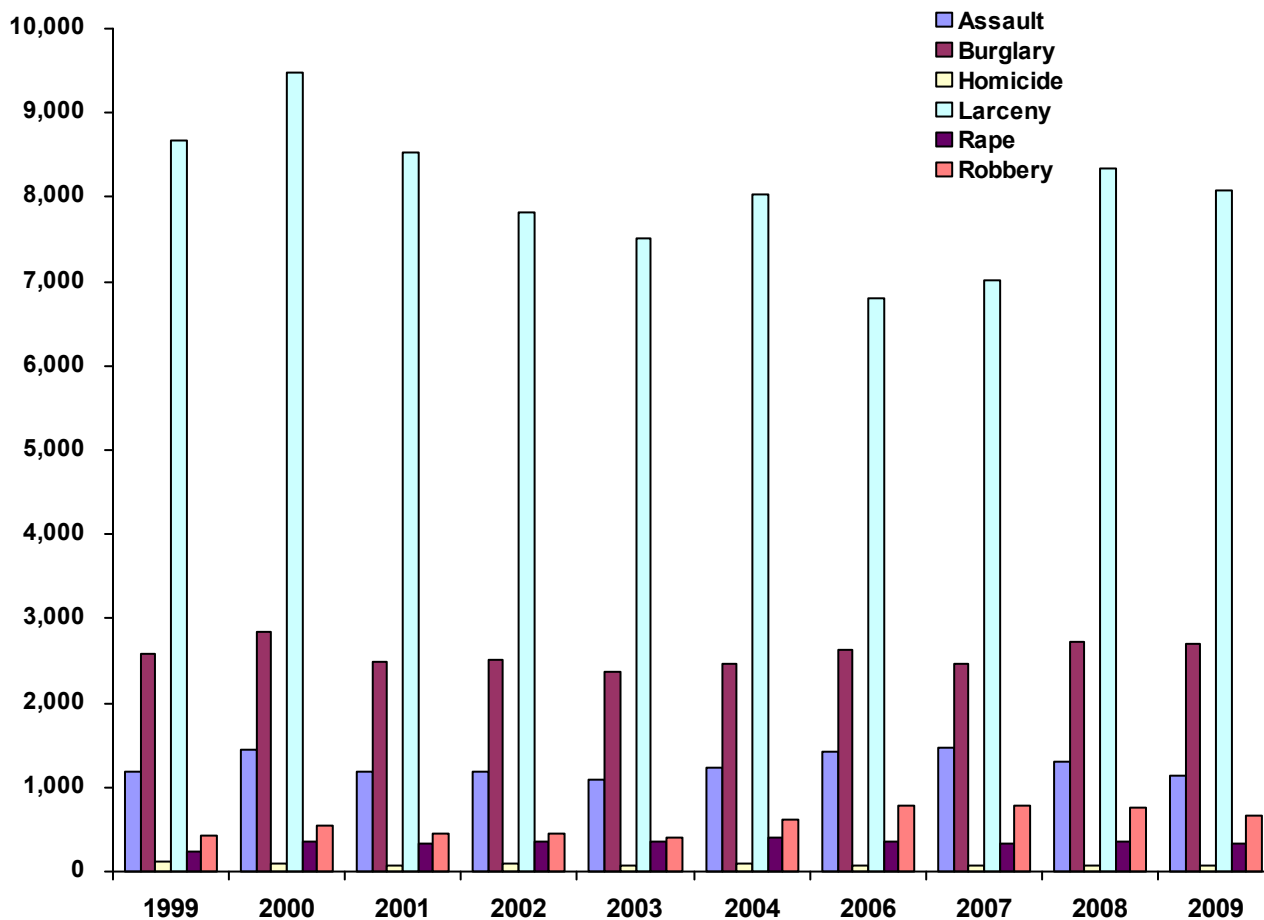
Note: CY 2005 data has been omitted because not all data was available.



2009 TENNESSEE JUVENILE COURT STATISTICAL DATA

Trends Over Time for Calendar Years 1999 - 2009

Referrals for Aggravated Assault, Burglary, Homicide, Larceny, Rape, Robbery



Assault	1,177	1,449	1,177	1,178	1,096	1,233	1,423	1,478	1,303	1,129
Burglary	2,588	2,835	2,492	2,514	2,360	2,472	2,641	2,472	2,732	2,692
Homicide	116	105	64	84	66	104	68	67	62	77
Larceny	8,682	9,471	8,520	7,817	7,521	8,033	6,798	7,020	8,343	8,082
Rape	236	362	341	346	345	396	359	323	347	328
Robbery	420	547	461	457	391	626	771	781	756	657
Totals	13,219	14,769	13,055	12,396	11,779	12,864	12,060	12,141	13,543	12,965

Burglary includes: Aggravated Burglary and Burglary

Homicide includes: Criminal Homicide, First and Second Degree Murder, Aggravated Vehicular Homicide, Vehicular Homicide

Larceny includes: Theft of Property

Rape includes: Aggravated Rape, Rape of a Child and Rape

Robbery includes: Especially Aggravated Robbery, Aggravated Robbery and Robbery

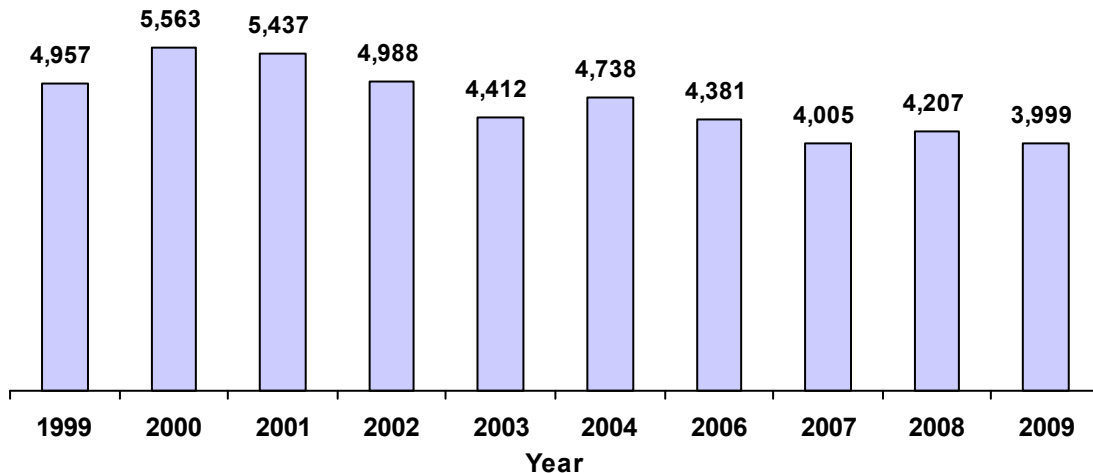
Note: CY 2005 data has been omitted because not all data was available.



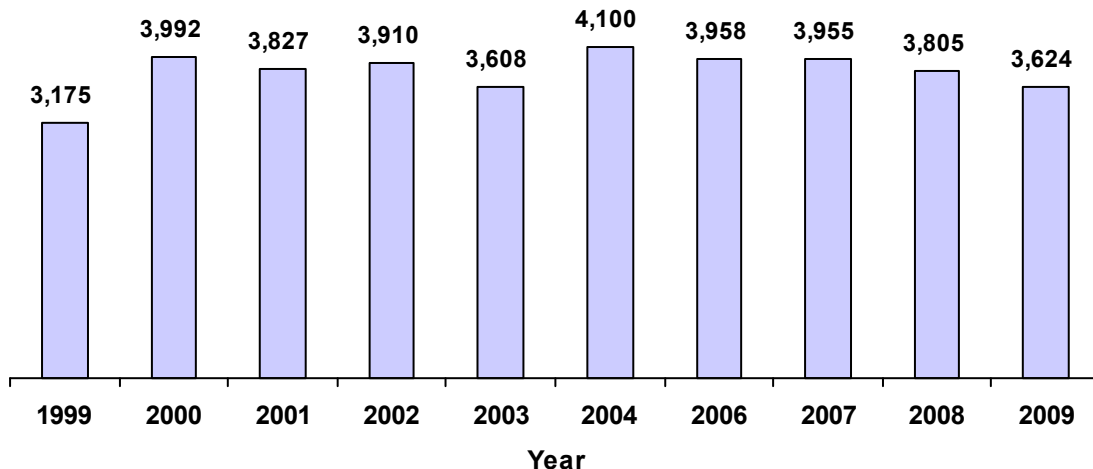
2009 TENNESSEE JUVENILE COURT STATISTICAL DATA

Trends Over Time for Calendar Years 1999 - 2009

**Commitments to Department of Children Services (DCS, DHS, DYD)
for Secure or Non-Secure Placement with Referrals of
Delinquent, Status, Dependency or Neglect**



**Children Referred to Juvenile Court with
Violation of Probation or Violation of Aftercare**



Note: CY 2005 data has been omitted because not all data was available.



Appendix



2009 TENNESSEE JUVENILE COURT STATISTICAL DATA

Top 4 Referral Reasons

(by Sex, Race, and Type)

Sex	Race	Referral Type	Referral Reason	Total
Male	White	Delinquent	1. Traffic	8,831
			2. Violation of Probation	2,487
			3. Theft of Property	2,485
			4. Assault	2,204
		Status	1. Truancy	3,377
			2. Possession of Tobacco Products	2,553
			3. Unruly Behavior	1,847
			4. Violation of Curfew	957
		Dependency and Neglect	1. Dependency / Neglect	3,301
			2. Termination of Parental Rights	297
			3. Physically Abused Child	18
			4. Sexually Abused Child	4
		Other Court Action Violations	1. Violation of Pretrial Diversion	132
			2. Violation of Informal Adjustment	56
		Special Proceedings	1. Judicial Review	8,043
			2. Child Support	3,728
			3. Administrative Review	3,664
			4. Custody	2,592
		Other	1. Other	4,313
Male	African American	Delinquent	1. Disorderly Conduct	2,205
			2. Assault	2,199
			3. Theft of Property	2,178
			4. Traffic	1,822
		Status	1. Truancy	1,031
			2. Violation of Curfew	983
			3. Unruly Behavior	647
			4. In-State Runaway	416
		Dependency and Neglect	1. Dependency / Neglect	1,516
			2. Termination of Parental Rights	62
			3. Physically Abused Child	4
			4. Sexually Abused Child	1
		Other Court Action Violations	1. Violation of Pretrial Diversion	12
			2. Violation of Informal Adjustment	4
		Special Proceedings	1. Administrative Review	4,728
			2. Child Support	2,353
			3. Judicial Review	1,482
			4. Custody	979
		Other	1. Other	2,481
Male	Other Race	Delinquent	1. Traffic	168
			2. Assault	100
			3. Violation of Probation	97
			4. Theft of Property	71
		Status	1. Truancy	120
			2. Unruly Behavior	97
			3. Violation of Curfew	45
			4. Possession of Tobacco Products	39
		Dependency and Neglect	1. Dependency / Neglect	200
			2. Termination of Parental Rights	14
		Other Court Action Violations	1. Violation of Pretrial Diversion	1
			2. Violation of Informal Adjustment	1
		Special Proceedings	1. Judicial Review	355
			2. Custody	170
			3. Child Support	141
			4. Administrative Review	132
		Other	1. Other	276



2009 TENNESSEE JUVENILE COURT STATISTICAL DATA

Top 4 Referral Reasons

(by Sex, Race, and Type)

Sex	Race	Referral Type	Referral Reason	Total
Female	White	Delinquent	1. Traffic	4,586
			2. Theft of Property	1,861
			3. Assault	1,095
			4. Contempt of Court	1,031
		Status	1. Truancy	3,052
			2. Unruly Behavior	1,360
			3. In-State Runaway	773
			4. Possession of Tobacco Products	662
		Dependency and Neglect	1. Dependency / Neglect	3,475
			2. Termination of Parental Rights	306
			3. Sexually Abused Child	17
			4. Physically Abused Child	8
		Other Court Action Violations	1. Violation of Pretrial Diversion	70
			2. Violation of Informal Adjustment	31
		Special Proceedings	1. Judicial Review	4,997
			2. Child Support	2,945
			3. Custody	2,768
			4. Administrative Review	2,568
		Other	1. Other	3,026
			<hr/>	
Female	African American	Delinquent	1. Disorderly Conduct	1,533
			2. Assault	1,417
			3. Theft of Property	1,293
			4. Traffic	744
		Status	1. Truancy	871
			2. Violation of Curfew	400
			3. Unruly Behavior	386
			4. In-State Runaway	351
		Dependency and Neglect	1. Dependency / Neglect	1,398
			2. Termination of Parental Rights	39
		Other Court Action Violations	3. Physically Abused Child	5
			1. Violation of Pretrial Diversion	9
		Special Proceedings	2. Violation of Informal Adjustment	4
			1. Administrative Review	3,434
			2. Child Support	1,901
			3. Custody	909
		Other	4. Judicial Review	677
			1. Other	1,540
		<hr/>		
		Female	Other Race	Delinquent
2. Theft of Property	57			
3. Assault	45			
4. Contempt of Court	44			
Status	1. Truancy			109
	2. Unruly Behavior			57
	3. In-State Runaway			50
	4. Violation of Curfew			42
Dependency and Neglect	1. Dependency / Neglect			217
	2. Termination of Parental Rights			9
Other Court Action Violations	1. Violation of Pretrial Diversion			3
	Special Proceedings			1. Judicial Review
2. Child Support				163
3. Custody				162
4. Administrative Review				62
Other	1. Other			231



2009 TENNESSEE JUVENILE COURT STATISTICAL DATA

Top 4 Referral Reasons

(by Sex, Race, and Type)

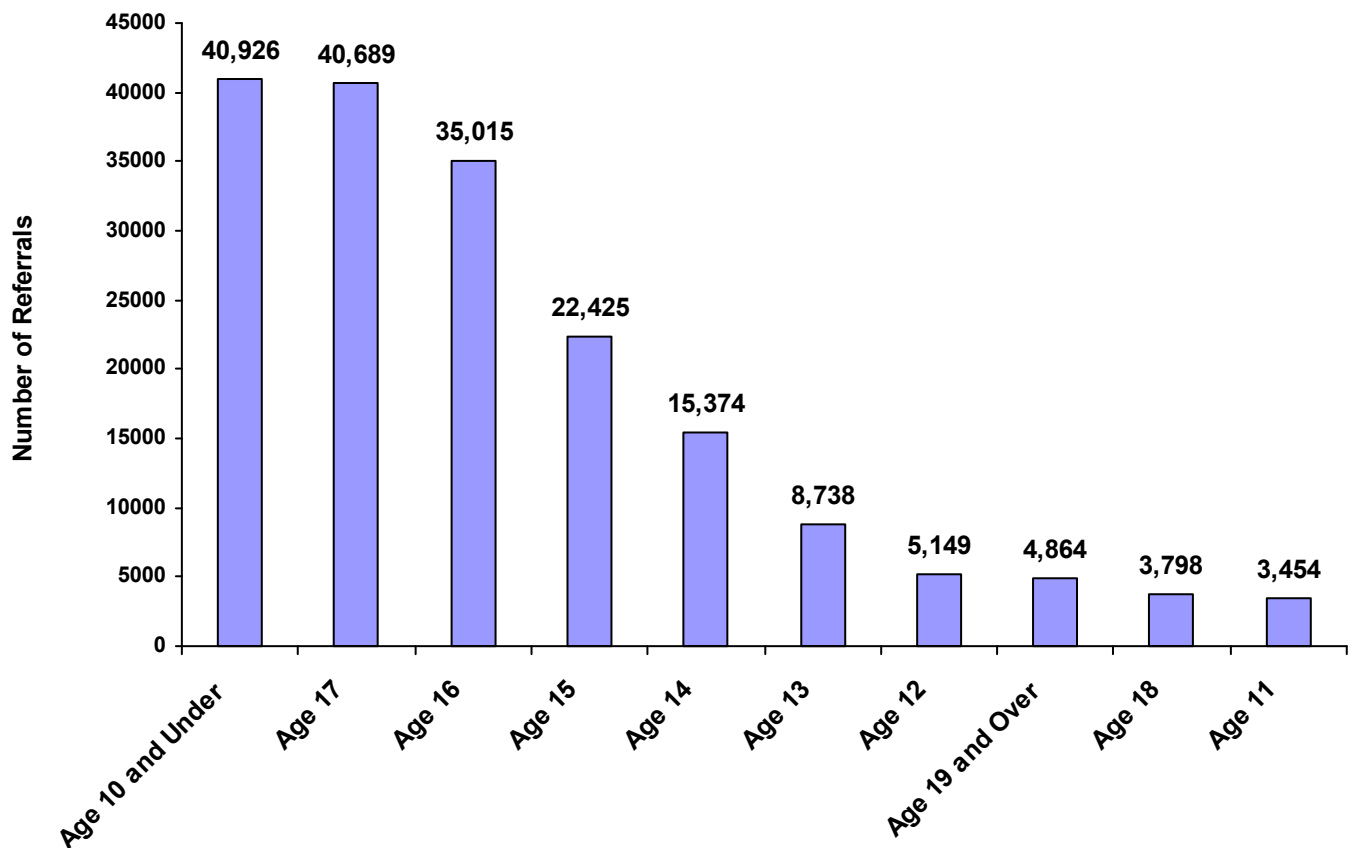
Sex	Race	Referral Type	Referral Reason	Total
Unknown	Unknown	Delinquent	1. Traffic	419
			2. Contempt of Court	370
			3. Theft of Property	137
			4. Disorderly Conduct	119
		Status	1. Truancy	313
			2. Unruly Behavior	130
			3. Violation of Curfew	94
			4. Possession of Tobacco Products	62
		Dependency and Neglect	1. Dependency / Neglect	656
			2. Termination of Parental Rights	90
			3. Physically Abused Child	2
		Special Proceedings	1. Child Support	1,960
			2. Judicial Review	855
			3. Custody	407
			4. Paternity / Legitimation	281
		Other	1. Other	1,226



2009 TENNESSEE JUVENILE COURT STATISTICAL DATA

Referrals by Age

	White Male	African American Male	Other Race Male	White Female	African American Female	Other Race Female	Unknown Race or Sex	Total	% of Total Referrals
Age 10 and Under	12,514	5,274	881	12,409	4,684	852	4,312	40,926	22.68%
Age 11	1,247	677	48	810	424	56	192	3,454	1.91%
Age 12	1,909	1,123	85	1,151	607	67	207	5,149	2.85%
Age 13	3,100	2,108	144	1,947	1,090	101	248	8,738	4.84%
Age 14	4,971	4,091	186	3,087	2,461	143	435	15,374	8.52%
Age 15	7,859	6,016	386	4,727	2,673	202	562	22,425	12.43%
Age 16	14,493	7,801	458	7,658	3,687	262	656	35,015	19.41%
Age 17	18,480	8,149	432	8,924	3,581	247	876	40,689	22.55%
Age 18	1,915	639	55	779	288	19	103	3,798	2.10%
Age 19 and Over	2,030	1,069	13	657	272	4	819	4,864	2.70%
Totals	68,518	36,947	2,688	42,149	19,767	1,953	8,410	180,432	



2009 TENNESSEE JUVENILE COURT STATISTICAL DATA

Referrals (by Type and Age)

	White Male	African American Male	Other Race Male	White Female	African American Female	Other Race Female	Unknown Race or Sex	Total	% of Total Referrals
Delinquent									
Age 10 and Under	761	385	41	671	187	27	192	2,264	1.25%
Age 11	314	297	7	110	82	6	28	844	0.47%
Age 12	643	598	35	259	265	12	43	1,855	1.03%
Age 13	1,208	1,158	68	515	560	37	61	3,607	2.00%
Age 14	2,132	2,211	83	922	822	49	167	6,386	3.54%
Age 15	3,635	3,343	159	1,521	1,274	74	240	10,246	5.68%
Age 16	8,345	4,977	250	3,767	1,707	95	329	19,470	10.79%
Age 17	11,806	5,523	264	5,042	1,926	107	515	25,183	13.96%
Age 18	731	282	23	284	104	4	31	1,459	0.81%
Age 19 and Over	243	135	2	42	31	1	102	556	0.31%
Total	29,818	18,909	932	13,133	6,958	412	1,708	71,870	39.83%
Status									
Age 10 and Under	586	197	28	568	157	25	58	1,619	0.90%
Age 11	162	54	4	109	38	5	5	377	0.21%
Age 12	325	115	11	245	67	17	20	800	0.44%
Age 13	671	196	29	464	164	28	39	1,591	0.88%
Age 14	1,098	408	39	893	249	41	91	2,819	1.56%
Age 15	1,813	670	80	1,254	397	59	124	4,397	2.44%
Age 16	2,737	932	91	1,625	559	64	166	6,174	3.42%
Age 17	2,598	985	76	1,571	496	54	178	5,958	3.30%
Age 18	97	40	2	33	16	4	6	198	0.11%
Age 19 and Over	3	0	0	4	1	0	0	8	0.00%
Total	10,090	3,597	360	6,766	2,144	297	687	23,941	13.27%
Dependency and Neglect									
Age 10 and Under	2,570	1,095	166	2,687	977	182	601	8,278	4.59%
Age 11	199	58	9	126	79	8	25	504	0.28%
Age 12	172	72	10	131	55	6	25	471	0.26%
Age 13	133	77	6	165	47	4	34	466	0.26%
Age 14	136	71	9	140	53	9	20	438	0.24%
Age 15	163	64	7	186	84	8	18	530	0.29%
Age 16	131	89	4	196	88	4	15	527	0.29%
Age 17	113	55	3	171	58	5	9	414	0.23%
Age 18	3	1	0	4	1	0	0	9	0.00%
Age 19 and Over	0	1	0	0	0	0	1	2	0.00%
Total	3,620	1,583	214	3,806	1,442	226	748	11,639	6.45%

* Age calculated at time of referral



2009 TENNESSEE JUVENILE COURT STATISTICAL DATA

Referrals (by Type and Age)

	White Male	African American Male	Other Race Male	White Female	African American Female	Other Race Female	Unknown Race or Sex	Total	% of Total Referrals
Other Court Action Violations									
Age 10 and Under	0	1	0	0	0	1	0	2	0.00%
Age 11	0	0	0	0	0	0	0	0	0.00%
Age 12	4	0	0	5	1	0	0	10	0.01%
Age 13	11	1	0	10	0	0	0	22	0.01%
Age 14	34	2	0	6	1	0	0	43	0.02%
Age 15	27	4	1	16	3	0	0	51	0.03%
Age 16	49	6	0	29	1	1	0	86	0.05%
Age 17	51	2	1	27	4	1	0	86	0.05%
Age 18	12	0	0	8	3	0	0	23	0.01%
Age 19 and Over	0	0	0	0	0	0	0	0	0.00%
Total	188	16	2	101	13	3	0	323	0.18%
Special Proceedings									
Age 10 and Under	7,337	2,951	497	7,126	2,765	471	2,601	23,748	13.16%
Age 11	465	220	25	392	177	32	111	1,422	0.79%
Age 12	653	254	26	419	154	25	89	1,620	0.90%
Age 13	900	579	34	663	230	24	84	2,514	1.39%
Age 14	1,340	1,204	44	920	1,215	28	112	4,863	2.70%
Age 15	1,816	1,634	103	1,528	781	44	128	6,034	3.34%
Age 16	2,630	1,371	89	1,718	1,127	81	106	7,122	3.95%
Age 17	3,015	1,126	62	1,785	913	71	111	7,083	3.93%
Age 18	750	195	14	339	115	5	35	1,453	0.81%
Age 19 and Over	1,583	827	10	427	193	3	664	3,707	2.05%
Total	20,489	10,361	904	15,317	7,670	784	4,041	59,566	33.01%
All Other Referrals									
Age 10 and Under	1,260	645	149	1,357	598	146	860	5,015	2.78%
Age 11	107	48	3	73	48	5	23	307	0.17%
Age 12	112	84	3	92	65	7	30	393	0.22%
Age 13	177	97	7	130	89	8	30	538	0.30%
Age 14	231	195	11	206	121	16	45	825	0.46%
Age 15	405	301	36	222	134	17	52	1,167	0.65%
Age 16	601	426	24	323	205	17	40	1,636	0.91%
Age 17	897	458	26	328	184	9	63	1,965	1.09%
Age 18	322	121	16	111	49	6	31	656	0.36%
Age 19 and Over	201	106	1	184	47	0	52	591	0.33%
Total	4,313	2,481	276	3,026	1,540	231	1,226	13,093	7.26%
Grand Total	68,518	36,947	2,688	42,149	19,767	1,953	8,410	180,432	100.00%

* Age calculated at time of referral



2009 TENNESSEE JUVENILE COURT STATISTICAL DATA

Children Under Age 18 at Time of Referral (by Court)

WM = White Male
AM = Asian Male
WF = White Female
AF = Asian Female
WU = White Unknown Sex
AU = Asian Unknown Sex

AAM = African American Male
MRM = Mixed Race Male
AAF = African American Female
MRF = Mixed Race Female
AAU = African American Unknown Sex
MRU = Mixed Race Unknown Sex

NAM = Native American Male
UM = Unknown Race Male
NAF = Native American Female
UF = Unknown Race Female
NAU = Native American Unknown Sex
UU = Unknown Race Unknown Sex

Court	WM	AAM	NAM	AM	MRM	UM	WF	AAF	NAF	AF	MRF	UF	WU	AAU	NAU	AU	MRU	UU	Total
Anderson	399	33	1	1	4	4	256	16	0	2	4	2	1	0	0	0	0	0	723
Bedford	153	31	0	0	1	9	102	21	0	0	0	4	0	0	0	0	0	0	321
Benton	152	4	0	0	0	2	107	10	0	0	0	0	0	0	0	0	0	0	275
Bledsoe	56	14	0	0	3	0	40	0	0	0	2	0	0	0	0	0	0	0	115
Blount	1,265	98	1	4	36	12	1,097	92	1	5	37	13	0	0	0	0	0	3	2,664
Bradley	270	30	0	1	8	11	132	11	0	0	4	12	0	0	0	0	0	2	481
Bristol	413	22	0	0	4	1	318	15	0	1	4	2	0	0	0	0	0	0	780
Campbell	355	2	0	0	0	0	186	0	0	0	0	0	0	0	0	0	0	0	543
Cannon	98	0	0	0	2	0	63	0	0	0	5	0	0	0	0	0	0	0	168
Carroll	99	11	1	0	5	0	64	8	0	0	1	0	0	0	0	0	0	0	189
Carter	456	14	0	0	0	1	390	2	0	0	0	1	0	0	0	0	0	0	864
Cheatham	392	9	1	0	8	10	288	1	0	0	7	9	2	0	0	0	0	0	727
Chester	123	53	1	1	5	0	94	35	0	0	12	0	0	0	0	0	0	0	324
Claiborne	95	1	0	0	3	0	56	0	0	1	1	0	0	0	0	0	0	0	157
Clay	74	0	3	0	0	2	32	1	0	0	1	0	0	0	0	0	0	0	113
Cocke	477	19	2	0	12	21	441	15	1	2	11	8	4	0	0	0	1	5	1,019
Coffee	178	14	0	1	0	0	89	5	0	0	0	0	0	0	0	0	0	0	287
Crockett	54	19	0	0	4	4	16	6	0	0	0	1	0	0	0	0	0	0	104
Cumberland	191	1	0	0	0	0	103	1	0	0	0	1	0	0	0	0	0	0	297
Davidson	1,005	2,304	4	35	110	773	797	1,691	3	32	90	626	5	13	0	1	4	122	7,615
Decatur	81	5	0	0	1	0	54	2	0	0	0	0	0	0	0	0	0	0	143
DeKalb	108	2	0	0	1	1	43	0	0	0	0	0	0	0	0	0	0	0	155
Dickson	427	54	0	1	24	95	315	35	0	1	16	130	3	4	0	0	0	25	1,130
Dyer	229	94	0	1	0	9	142	63	0	0	2	2	0	0	0	0	0	1	543
Fayette	126	90	0	0	4	5	65	53	2	1	6	2	0	0	0	0	0	0	354
Fentress	126	2	0	0	2	0	64	0	0	0	0	0	0	0	0	0	0	0	194
Franklin	142	14	0	0	1	0	107	7	0	0	2	0	0	0	0	0	0	0	273
Gibson	261	300	0	1	29	17	211	203	0	0	20	26	0	18	0	0	1	26	1,113
Giles	156	34	1	1	10	0	86	15	0	0	3	0	0	0	0	0	0	0	306
Grainger	456	5	0	0	5	0	333	2	0	0	4	0	0	0	0	0	0	0	805
Greene	362	15	0	0	2	41	159	9	0	1	0	21	0	0	0	0	0	1	611
Grundy	169	1	0	0	0	0	128	0	0	0	0	0	0	0	0	0	0	0	298
Hamblen	428	40	0	0	6	15	337	25	0	0	6	1	0	0	0	0	0	0	858
Hamilton	1,246	1,448	1	3	36	24	1,000	1,054	2	3	32	27	1	2	0	0	0	19	4,898
Hancock	13	0	0	0	0	0	8	0	0	0	0	0	0	0	0	0	0	0	21
Hardeman	104	202	0	5	2	19	47	121	0	3	2	16	1	53	0	0	0	29	604
Hardin	173	5	0	0	0	1	77	2	0	0	0	2	0	0	0	0	0	0	260
Hawkins	527	10	0	0	0	4	440	7	0	0	0	1	0	0	0	0	0	0	989
Haywood	77	436	0	0	8	0	52	402	0	0	13	0	0	0	0	0	0	0	988
Henderson	255	31	0	0	25	2	180	18	0	0	16	0	0	0	0	0	0	0	527
Henry	200	38	1	0	3	32	123	17	0	0	0	31	0	0	0	0	0	7	452
Hickman	192	5	0	0	0	0	185	5	0	0	1	0	0	0	0	0	0	0	388
Houston	43	5	0	0	0	0	21	2	0	0	2	0	0	0	0	0	0	1	74
Humphreys	187	8	0	0	7	6	126	16	1	0	7	5	0	0	0	0	0	11	374
Jackson	120	1	0	0	0	0	53	0	0	0	0	0	0	0	0	0	0	0	174
Jefferson	589	13	0	0	13	59	444	12	0	1	6	48	3	0	0	0	0	34	1,222
Johnson	253	0	0	0	0	0	162	1	0	0	2	0	0	0	0	0	0	0	418
Johnson City	664	83	0	2	47	1	542	59	0	0	39	0	0	0	0	0	0	0	1,437
Knox	1,854	590	2	11	75	290	1,491	418	0	11	54	295	8	1	0	0	0	112	5,212
Lake	43	23	0	0	7	0	29	12	0	0	4	0	0	0	0	0	0	0	118



2009 TENNESSEE JUVENILE COURT STATISTICAL DATA

Children Under Age 18 at Time of Referral (by Court)

WM = White Male
AM = Asian Male
WF = White Female
AF = Asian Female
WU = White Unknown Sex
AU = Asian Unknown Sex

AAM = African American Male
MRM = Mixed Race Male
AAF = African American Female
MRF = Mixed Race Female
AAU = African American Unknown Sex
MRU = Mixed Race Unknown Sex

NAM = Native American Male
UM = Unknown Race Male
NAF = Native American Female
UF = Unknown Race Female
NAU = Native American Unknown Sex
UU = Unknown Race Unknown Sex

Court	WM	AAM	NAM	AM	MRM	UM	WF	AAF	NAF	AF	MRF	UF	WU	AAU	NAU	AU	MRU	UU	Total
Lauderdale	251	244	2	0	8	10	179	204	3	0	5	2	0	0	0	0	0	0	908
Lawrence	441	24	0	0	9	9	280	13	0	0	10	8	1	0	0	0	0	2	797
Lewis	94	6	0	0	1	0	57	3	0	0	1	0	0	0	0	0	0	0	162
Lincoln	260	46	0	0	0	0	174	22	0	0	1	0	0	0	0	0	0	0	503
Loudon	420	11	2	1	2	0	239	0	1	0	3	0	0	0	0	0	0	0	679
Macon	196	1	0	0	1	2	153	1	0	0	1	0	2	0	0	0	0	0	363
Madison	155	394	0	0	1	0	104	196	0	0	0	0	0	0	0	0	0	0	850
Marion	146	13	0	0	0	0	108	11	0	0	0	0	0	0	0	0	0	0	278
Marshall	212	23	0	0	11	1	155	25	0	1	2	2	0	0	0	0	0	0	432
Maury	514	157	0	1	28	46	423	114	0	0	30	38	5	2	0	0	0	16	1,374
McMinn	317	46	0	0	9	0	187	13	0	1	9	0	0	0	0	0	0	0	582
McNairy	126	12	0	0	3	1	66	9	0	0	0	0	0	0	0	0	0	0	217
Meigs	152	2	1	0	4	0	110	0	1	0	2	1	0	0	0	0	0	0	273
Monroe	415	7	0	0	17	6	279	7	0	0	4	10	0	0	0	0	0	0	745
Montgomery	797	392	3	9	134	10	537	330	4	4	94	9	0	0	0	0	0	0	2,323
Moore	39	1	0	0	4	0	23	0	0	0	0	0	0	0	0	0	0	0	67
Morgan	160	0	0	0	3	0	108	2	0	0	4	0	0	0	0	0	0	0	277
Obion	134	26	0	1	1	0	95	18	1	0	1	0	0	0	0	0	0	0	277
Overton	127	1	0	0	1	1	68	0	0	0	1	1	0	0	0	0	0	0	201
Perry	21	8	0	0	0	0	7	0	0	0	0	0	0	0	0	0	0	0	36
Pickett	18	0	0	0	2	0	9	0	0	0	1	0	0	0	0	0	0	0	30
Polk	85	1	0	0	0	0	44	0	0	0	1	0	0	0	0	0	0	0	131
Putnam	573	18	2	1	10	16	402	17	2	1	5	9	0	0	0	0	0	2	1,058
Rhea	47	5	0	0	0	0	24	5	0	0	1	0	0	0	0	0	0	0	82
Roane	153	16	0	0	6	3	111	2	0	0	1	1	0	0	0	0	0	0	293
Robertson	547	187	0	1	4	161	286	57	0	0	5	75	3	1	0	0	0	5	1,332
Rutherford	659	289	0	23	13	95	402	124	0	10	8	69	0	1	0	0	0	3	1,696
Scott	110	0	0	0	0	0	34	0	0	0	0	0	0	0	0	0	0	0	144
Sequatchie	97	0	0	0	3	0	52	0	0	0	5	0	0	0	0	0	0	0	157
Sevier	871	24	1	0	8	14	643	10	3	0	5	6	0	0	0	0	0	0	1,585
Shelby	1,223	6,531	4	21	98	58	856	4,169	3	22	78	23	0	0	0	0	0	0	13,086
Smith	83	10	0	0	6	2	57	2	0	0	7	2	0	0	0	0	0	0	169
Stewart	133	3	1	0	11	0	71	1	0	0	2	0	0	0	0	0	0	0	222
Sullivan Div I	436	2	0	0	3	1	317	2	0	0	1	0	0	0	0	0	0	0	762
Sullivan Div II	597	53	1	1	2	159	477	44	1	0	2	127	0	0	0	0	0	0	1,464
Sumner	1,090	175	2	8	41	41	702	119	1	0	35	18	0	0	0	0	0	10	2,242
Tipton	322	109	0	3	3	0	177	63	0	2	1	1	0	0	0	0	0	0	681
Trousdale	74	9	0	0	6	1	56	8	0	0	7	0	1	0	0	0	0	0	162
Unicoi	128	0	0	0	2	4	109	0	0	0	2	6	0	0	0	0	0	0	251
Union	265	3	0	0	0	0	146	0	0	0	1	0	0	0	0	0	0	0	415
Van Buren	28	0	0	0	0	0	26	0	0	0	0	0	0	0	0	0	0	0	54
Warren	302	11	0	0	12	1	204	11	2	1	13	0	0	0	0	0	0	0	557
Washington	448	1	0	0	4	1	294	4	0	0	4	0	1	0	0	0	0	0	757
Wayne	189	6	0	0	4	0	127	1	0	0	2	0	0	0	0	0	0	0	329
Weakley	133	28	0	0	1	6	82	21	0	0	2	3	0	0	0	0	0	0	276
White	111	2	0	0	3	0	61	0	0	0	3	0	0	0	0	0	0	0	180
Williamson	1,229	100	4	12	30	39	765	82	0	11	22	35	6	2	0	0	1	6	2,344
Wilson	508	85	0	1	3	5	345	55	0	1	1	5	0	0	0	0	0	0	1,009
Totals	31,352	15,315	42	151	1,025	2,164	21,926	10,255	32	118	799	1,737	47	97	0	1	7	449	85,517



2009 TENNESSEE JUVENILE COURT STATISTICAL DATA

Children Under Age 18 Transferred to Adult Court (by Court)

Court	White Male	African American Male	Other Race Male	White Female	African American Female	Other Race Female	Unknown Race or Sex	Total	% of Total
Shelby	9	145	4	0	12	0	1	171	61.5%
Davidson	4	14	1	0	0	1	2	22	7.9%
Sumner	10	3	0	3	0	0	1	17	6.1%
Hamilton	4	10	0	0	0	1	0	15	5.4%
Madison	2	5	0	0	0	0	0	7	2.5%
Knox	2	2	1	0	0	0	0	5	1.8%
Maury	0	5	0	0	0	0	0	5	1.8%
Montgomery	2	2	1	0	0	0	0	5	1.8%
Dyer	1	2	0	0	1	0	0	4	1.4%
Wilson	2	2	0	0	0	0	0	4	1.4%
Coffee	2	0	0	0	0	0	0	2	0.7%
Giles	0	2	0	0	0	0	0	2	0.7%
Henry	1	1	0	0	0	0	0	2	0.7%
Monroe	2	0	0	0	0	0	0	2	0.7%
Obion	0	1	0	0	1	0	0	2	0.7%
Unicoi	2	0	0	0	0	0	0	2	0.7%
Bradley	0	1	0	0	0	0	0	1	0.4%
Carroll	0	0	0	1	0	0	0	1	0.4%
Dickson	0	1	0	0	0	0	0	1	0.4%
Gibson	0	1	0	0	0	0	0	1	0.4%
Hardeman	0	1	0	0	0	0	0	1	0.4%
Hawkins	1	0	0	0	0	0	0	1	0.4%
Humphreys	0	1	0	0	0	0	0	1	0.4%
Jackson	1	0	0	0	0	0	0	1	0.4%
Johnson	1	0	0	0	0	0	0	1	0.4%
Lauderdale	0	1	0	0	0	0	0	1	0.4%
Williamson	0	0	0	0	1	0	0	1	0.4%
Totals	46	200	7	4	15	2	4	278	

* Based on age at time of case disposition



2009 TENNESSEE JUVENILE COURT STATISTICAL DATA

Cases for Children Under Age 18 Transferred to Adult Court

Court	White Male	African American Male	Other Race Male	White Female	African American Female	Other Race Female	Unknown Race or Sex	Total	% of Total
Shelby	10	174	5	0	12	0	2	203	56.2%
Davidson	4	23	1	0	0	1	4	33	9.1%
Sumner	19	5	0	4	0	0	2	30	8.3%
Hamilton	9	15	0	0	0	1	0	25	6.9%
Madison	3	6	0	0	0	0	0	9	2.5%
Wilson	5	4	0	0	0	0	0	9	2.5%
Knox	4	3	1	0	0	0	0	8	2.2%
Maury	0	8	0	0	0	0	0	8	2.2%
Dyer	1	3	0	0	1	0	0	5	1.4%
Montgomery	2	2	1	0	0	0	0	5	1.4%
Hawkins	3	0	0	0	0	0	0	3	0.8%
Unicoi	3	0	0	0	0	0	0	3	0.8%
Coffee	2	0	0	0	0	0	0	2	0.6%
Giles	0	2	0	0	0	0	0	2	0.6%
Henry	1	1	0	0	0	0	0	2	0.6%
Monroe	2	0	0	0	0	0	0	2	0.6%
Obion	0	1	0	0	1	0	0	2	0.6%
Bradley	0	1	0	0	0	0	0	1	0.3%
Carroll	0	0	0	1	0	0	0	1	0.3%
Dickson	0	1	0	0	0	0	0	1	0.3%
Gibson	0	1	0	0	0	0	0	1	0.3%
Hardeman	0	1	0	0	0	0	0	1	0.3%
Humphreys	0	1	0	0	0	0	0	1	0.3%
Jackson	1	0	0	0	0	0	0	1	0.3%
Johnson	1	0	0	0	0	0	0	1	0.3%
Lauderdale	0	1	0	0	0	0	0	1	0.3%
Williamson	0	0	0	0	1	0	0	1	0.3%
Totals	70	253	8	5	15	2	8	361	

* Based on age at time of case disposition



Glossary



2009 TENNESSEE JUVENILE COURT STATISTICAL DATA

Abuse	When a child is suffering from, has sustained, or may be in immediate danger of suffering from or sustaining a wound; injury; disability; or physical or mental condition caused by brutality, neglect, or other action or inaction of a parent, relative, guardian, or caretaker.
Adoptive Parent	“Adoptive parent(s)” means the person(s) who have been made the legal parents of a child by the entry of an order of adoption under this part or under the provisions of the laws of any state, territory or foreign country. T.C.A. § 36-1-102(7).
Adjudication	Judicial fact finding determination (judgment) of a case (e.g., guilty or not guilty).
Aftercare	The supervision given to a child for a limited period of time after they are released from commitment to a state agency.
Biological Parent	Person, either man or woman, who physically or genetically conceived the child who is the subject of an adoption or termination proceedings.
Burglary	The unlawful entry of a structure to commit a felony or a theft.
CASA	Court Appointed Special Advocate (usually volunteers) who serve to ensure that the needs and interests of a child in child protection judicial proceedings are fully protected.
CSA	Community Service Agency (CSA): Quasi-governmental agencies which contract with the Department of Children’s Services to provide needed services to families and children within the community. Each region within the Department of Children’s Services is served by a different CSA.
Case	All Referral Reasons/Charges reported to the court (via complaint, petition, motion, etc.) on a given day for a given child.



2009 TENNESSEE JUVENILE COURT STATISTICAL DATA

Child(ren)	“Child” or “children” means any person or persons under eighteen (18) years of age. T.C.A. § 36-1-102(13). A person 18 years or older may not be committed to or remain in the custody of the Department of Children’s Services by virtue of being adjudicated dependent and neglected or unruly. T.C.A. § 37-1-102(4)(C).
Commitment	A decision by the judge that a child should be sent to a state agency for monitoring or care of the child.
Contempt of Court	A willful disobedience of a court order or willful interference with the administration of justice.
Court	Chancery, circuit, or general sessions court, including juvenile, probate and criminal court. Often the term court is used interchangeably with judge, referee, or magistrate, as in the statement, “The lawyer presented evidence to the Court”.
Crime Index	Includes homicide, robbery, aggravated assault, rape, larceny and burglary.
Custody	Control and actual physical care of the child; includes the right and responsibility to provide for physical, mental, moral and emotional well being of the child. Custody does not exist by virtue of mere physical possession of the child. T.C.A. § 37-1-102(8).
DCS	The Tennessee Department of Children’s Services.
Delinquency	Acts or conduct in violation of criminal law.
Delinquent Act	An act committed by a juvenile that, if committed by an adult, would require prosecution in a criminal court. Because the act is committed by a juvenile it falls within the jurisdiction of the juvenile court.
Dependency Case	Those cases covering neglect or inadequate care on the part of a parent or guardian, such as abandonment or desertion; abuse or cruel treatment; improper or inadequate conditions in the home; and insufficient care or support resulting from death, absence, or physical or mental incapacity of the parent(s).



2009 TENNESSEE JUVENILE COURT STATISTICAL DATA

Detention	The placement of youth in a restrictive facility between referral to court and the first court hearing (Detention Hearing). Also, a youth may be placed in a detention facility at different points as a case progresses through the juvenile justice system.
Disposition	Definitive action taken or treatment plan decided upon regarding a particular case. (e.g., a course of treatment and rehabilitation).
Disposition Date	The date that the disposition (outcome) or the informal adjustment of each referral took place. This is the date on which all reports produced by TCJFCJ are based.
Foster Care	The temporary placement of a child in the custody of the Department of Children's Services or any agency or institution, whether public or private, for care outside the home of a parent or relative, by blood or marriage, of the child, whether the placement is by court order, voluntary placement agreement, surrender of parental rights or otherwise. T.C.A. § 37-1-102 (b)(15).
Foster Care Review Board	A board of citizen volunteers appointed by the juvenile court to periodically review foster care cases. The board serves the quasi-judicial function of advising the court concerning the status of the permanency process of each child in foster care. Depending on the jurisdiction, the board may review the cases of a delinquent or status offender in addition to abused and neglected children.
Foster Parent	“Foster parent” means, for purposes other than Kinship Foster Care Program as defined in T.C.A. § 37-2-414, a person who has been trained and approved by the department or licensed child-placing agency to provide full-time temporary out-of-home care at a private residence for a child or children who have been placed in foster care, or in the case of a child or children placed for adoption, a person who has provided care for the child or children for a period of six (6) months or longer in the absence of a power of attorney or court order. T.C.A. § 37-1-102(b)(16).



2009 TENNESSEE JUVENILE COURT STATISTICAL DATA

Guardian	“Guardian(s)” or “co-guardian(s)” means a person or persons or an entity, other than the parent of a child, appointed by a court or defined by law specifically as “guardian” or “co-guardian” or “conservator” to provide supervision, protection for and care for the person or property, or both, of a child or adult. T.C.A. § 36-1-102(24)(A).
Guardian Ad Litem	In juvenile court, an attorney appointed by the court to represent the best interests of a child. See Tennessee Supreme Court Rule 40.
Informal Adjustment	A non-judicial procedure whereby the juvenile court staff, subject to court approval, makes the decision to attempt to remedy the situation alleged in the referral by giving counsel and advice to the parent(s) and child. This is a voluntary agreement in which no official finding of fact is made. Informal adjustments may be initiated with or without a petition.
Institution	Juvenile correctional or rehabilitation center.
Intake	Initial processing department that screens all referred cases. The intake department may decide to dismiss the case for lack of legal sufficiency or to resolve the matter formally or informally.
Judge	An elected or appointed person/individual presiding over the juvenile court proceedings.
Jurisdiction	The power and authority of a court to hear a case or controversy, and the power to render a decision or judgment.
Juvenile	Any individual under the chronological age of eighteen (18) who has not been previously transferred to adult court.
Juvenile Court	Court dealing with juveniles, includes general sessions courts and some chancery courts in Tennessee except in those counties and municipalities in which special juvenile courts are provided by law.
Larceny/Theft	The unlawful taking, carrying, leading, or riding away of property from the possession of another.



2009 TENNESSEE JUVENILE COURT STATISTICAL DATA

Magistrate	An individual, licensed to practice law in Tennessee, who is appointed by the judge to hear cases. A magistrate has the same authority as the judge to issue any and all process. The magistrate in the conduct of the proceedings has the powers of a trial judge. T.C.A. § 37-1-107.
Motion	Oral or written request made before, during, or after court hearings on which a court issues a ruling or order.
Paternity	Determination of who is the father of a child.
Petition	A document filed in a juvenile court alleging that a juvenile is a delinquent or status offender, or on the child's behalf and asking that the court assume jurisdiction over the juvenile, or juvenile's case.
Pretrial Diversion	A procedure similar in nature to informal adjustment, with no official finding as to guilt, except that a judge, referee, or magistrate must approve any agreement.
Probation	Supervision of the child to monitor behavior after finding of guilt.
Referee/Magistrate	An individual, licensed to practice law in Tennessee, who is appointed by the judge to hear cases. A referee/magistrate has the same authority and powers as the judge to issue process and conduct proceedings.
Referral Date	The date the child was referred to the court on the current referral reason/charges.
Referral Source	The agency or individual filing a complaint with intake that initiates court proceedings.
Retired or Nolle Prosequi	When a case is retired after having remained open due to some condition, or the prosecuting attorney makes a formal entry on record that he/she will not prosecute the case further (nolle prosequi means unwilling to pursue).
Review Hearing	Held by the juvenile court to review dispositions and to determine the need to maintain placement in out-of-home care and/or jurisdiction of a child.



2009 TENNESSEE JUVENILE COURT STATISTICAL DATA

Robbery	The taking or attempting to take anything of value from the care, custody, or control of a person or persons by force or threat of force or violence and/or by putting the victim in fear.
Status/Unruly Offenses	Includes acts or types of conduct that are offenses only when committed or engaged in by a juvenile; these can only be adjudicated by a juvenile court.
Termination of Parental Rights	A legal proceeding forever severing all legal rights and obligations of the parent so that others may adopt the child.
Truant	A child who willfully and unjustifiably fails to attend school when attendance is required by law.
Violent Crime Index	Includes referrals for homicide, robbery, forcible rape and aggravated assault.
YSO	Youth Services Officer. An official of the court whose duties include, but are not limited to, juvenile court intake, pre-hearing investigations, referral, supervision, detention screenings, counseling, and/or record keeping.

