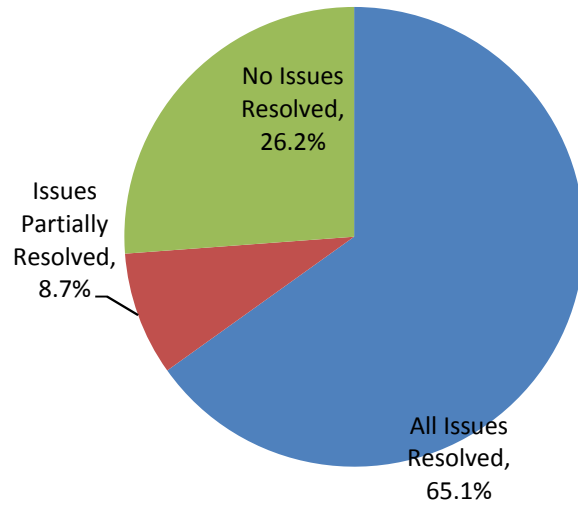


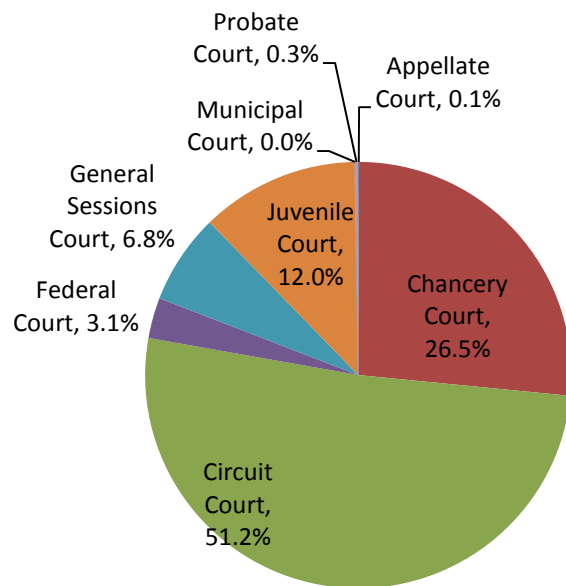
Issues Resolved
October 1, 2016 - December 31, 2016

Issues Resolved	%	No. of Mediations
All Issues Resolved	65.1%	1018
Issues Partially Resolved	8.7%	136
No Issues Resolved	26.2%	409
Total		1563



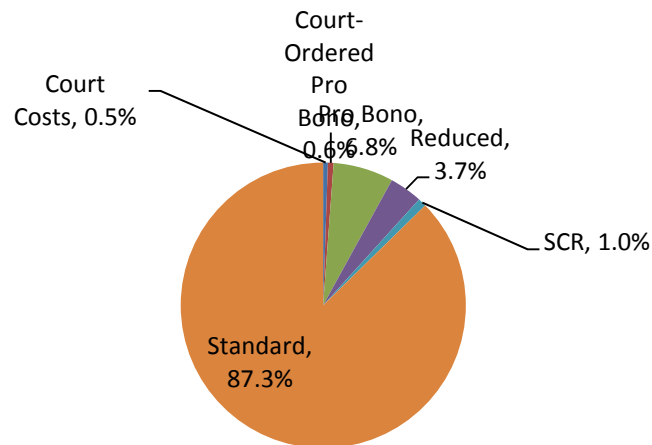
Court Type October 1, 2016 - December 31, 2016

Court Type	%	No. of Mediations
Appellate Court	0.1%	1
Chancery Court	26.5%	414
Circuit Court	51.2%	801
Federal Court	3.1%	48
General Sessions Court	6.8%	107
Juvenile Court	12.0%	188
Municipal Court	0.0%	0
Probate Court	0.3%	4
Total		1563



Fee Type
October 1, 2016 - December 31, 2016

Fee Type	%	No. of Mediations
Court Costs	0.5%	8
Court-Ordered Pro Bono	0.6%	10
Pro Bono	6.8%	107
Reduced	3.7%	58
SCR	1.0%	15
Standard	87.3%	1365
Total		1563



Dispute Type
October 1, 2016 - December 31, 2016

Dispute Type	%	No. of Mediations
Adoption/Surrender	0.1%	1
Appeal from Administrative Hearing	0.0%	0
Conservatorship/Guardianship	0.0%	0
Contract/Debt/Specific Performance	3.0%	47
Damages/Torts Other Than Personal Injury	0.7%	11
Domestic Relations - Child Custody/Visitation Only	15.6%	244
Domestic Relations - Child Support Only	0.3%	4
Domestic Relations - Divorce with Children	23.0%	360
Domestic Relations - Divorce without Children	10.4%	162
Domestic Relations - Post Divorce Issue	7.9%	123
Juvenile Appeal	0.3%	4
Landlord/Tenant	1.5%	23
Legitimation/Paternity	0.6%	9
Medical Malpractice	2.4%	37
Other	7.4%	116
Personal Injury	24.6%	385
Probate/Trust	0.3%	5
Product Liability	0.2%	3
Real Property	0.8%	13
Workers Compensation	0.3%	4
Wrongful Death	0.8%	12
Total		1563

County	%	No. of Mediations	County	%	No. of Mediations	County	%	No. of Mediations
Anderson	1.5%	24	Hamilton	6.1%	95	Morgan	0.3%	5
Bedford	0.5%	8	Hancock	0.1%	1	Obion	0.2%	3
Benton	0.3%	5	Hardeman	0.1%	1	Overton	0.3%	5
Bledsoe	0.5%	8	Hardin	0.8%	13	Perry	0.1%	1
Blount	2.6%	40	Hawkins	0.8%	13	Pickett	0.1%	1
Bradley	0.8%	13	Haywood	0.0%	0	Polk	0.1%	1
Campbell	0.6%	10	Henderson	0.3%	4	Pre-Suit	3.4%	52
Cannon	0.1%	2	Henry	0.5%	8	Putnam	2.8%	43
Carroll	0.1%	2	Hickman	0.4%	6	Rhea	0.5%	7
Carter	0.8%	12	Houston	0.1%	1	Roane	0.8%	13
Cheatham	0.3%	5	Humphreys	0.2%	3	Robertson	0.6%	10
Chester	0.3%	4	Jackson	0.1%	2	Rutherford	1.2%	18
Claiborne	0.1%	2	Jefferson	0.4%	6	Scott	0.1%	2
Clay	0.1%	1	Johnson	0.1%	1	Sequatchie	0.5%	7
Cocke	0.3%	5	Knox	10.1%	156	Sevier	0.9%	14
Coffee	0.2%	3	Lake	0.1%	1	Shelby	8.9%	138
Crockett	0.2%	3	Lauderdale	0.2%	3	Smith	0.2%	3
Cumberland	0.6%	10	Lawrence	0.2%	3	Stewart	0.1%	2
Davidson	18.3%	283	Lewis	0.1%	2	Sullivan	2.8%	43
DeKalb	0.3%	4	Lincoln	0.3%	5	Sumner	2.1%	33
Decatur	0.1%	2	Loudon	1.0%	16	Tipton	0.5%	7
Dickson	0.8%	12	Macon	0.2%	3	Trousdale	0.2%	3
Dyer	0.3%	5	Madison	1.4%	21	Unicoi	0.6%	9
Fayette	0.4%	6	Marion	0.6%	9	Union	0.2%	3
Fentress	0.1%	1	Marshall	0.6%	10	Van Buren	0.2%	3
Franklin	0.3%	4	Mauzy	0.8%	13	Warren	0.3%	4
Gibson	0.9%	14	McMinn	0.3%	4	Washington	1.9%	29
Giles	0.5%	7	McNairy	0.6%	10	Wayne	0.1%	2
Grainger	0.3%	4	Meigs	0.1%	1	Weakley	0.3%	4
Greene	1.1%	17	Monroe	0.2%	3	White	0.8%	12
Grundy	0.2%	3	Montgomery	2.5%	38	Williamson	4.8%	75
Hamblen	1.7%	26	Moore	0.1%	1	Wilson	0.8%	13

Total No. of Mediations: 1563