


Sentencing Practices in Tennessee



Administrative Office of the Courts

Information for Cases Sentenced Between
July 1, 2002 and December 31, 2010

Data Extraction: March 2011
Prepared: April 2011

Sentencing Practices in Tennessee Contents

Percent of Cases Pre and Post 2005 Reform Act	1
Sentence Type Information	
Class A	1
Class B	1
Class C	2
Class D	2
Class E	2
Average Incarceration Lengths in Months	
Class A	3
Rape of Child	4
Second Degree Murder	5
Especially Aggravated Kidnapping	6
Class B	7
Schedule II Cocaine	8
Aggravated Robbery	9
Aggravated Sexual Battery	10
Class C	11
Aggravated Burglary	12
Aggravated Assault	13
Schedule II Cocaine < ½ Gram	14
Schedule II Drugs: Max \$100,000 Fine	15
Class D	16
Theft: \$1,000 to \$10,000	17
Burglary Other Than Habitation	18
Identity Theft	19
Obtain Drugs by Fraud	20
Class E	21
Forgery: Up to \$1,000	22
Burglary: Auto	23
Theft: \$500 to \$1,000	24
Schedule VI Drugs: Not < ½ Ounce	25
Habitual Traffic Offender	26
Failure to Appear (Felony)	27
Average Probation Lengths in Months	
Class B	28
Class C	29
Class D	30
Class E	31
Average Split Sentence Lengths in Months	
Class B	32
Class C	33
Class D	34
Class E	35

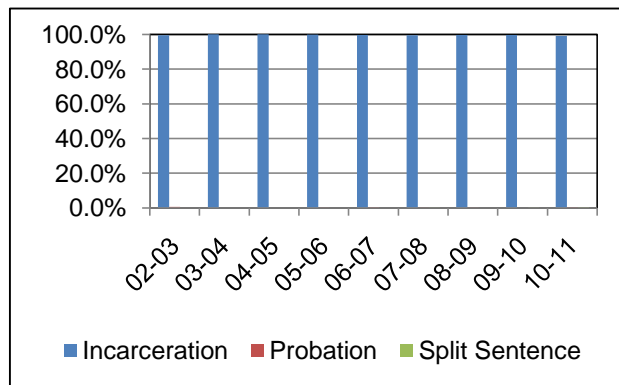
Percent of Cases with Offense Dates Pre and Post Reform Act

Fiscal Year	05-06		06-07		07-08		08-09		09-10		10-11	
	Pre Act	Post Act	Pre Act	Post Act	Pre Act	Post Act	Pre Act	Post Act	Pre Act	Post Act	Pre Act	Post Act
A	92.8%	7.2%	58.3%	41.7%	32.1%	67.9%	25.8%	74.2%	9.5%	90.5%	6.8%	93.2%
B	77.4%	22.6%	29.1%	70.9%	11.9%	88.1%	6.3%	93.7%	3.0%	97.0%	2.2%	97.8%
C	69.3%	30.7%	23.7%	76.3%	7.9%	92.1%	3.4%	96.6%	1.5%	98.5%	0.7%	99.3%
D	67.7%	32.3%	23.1%	76.9%	7.8%	92.2%	2.6%	97.4%	1.7%	98.3%	1.1%	98.9%
E	65.6%	34.4%	19.6%	80.4%	7.6%	92.4%	3.2%	96.8%	1.4%	98.6%	1.0%	99.0%
Total	68.4%	31.6%	22.9%	77.1%	8.4%	91.6%	3.8%	96.2%	1.8%	98.2%	1.1%	98.9%

Sentence Type Information

Percent of Sentence Type - Felony Class A - All Offenders

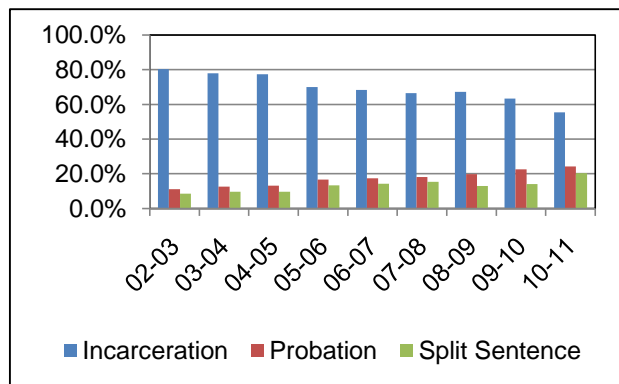
Fiscal Year	Incarceration	Probation	Split Sentence	N
	Percent	Percent	Percent	
02-03	99.4%	0.6%	0.0%	533
03-04	100.0%	0.0%	0.0%	523
04-05	100.0%	0.0%	0.0%	560
05-06	99.8%	0.2%	0.0%	479
06-07	99.6%	0.4%	0.0%	516
07-08	99.6%	0.2%	0.2%	454
08-09	99.7%	0.3%	0.0%	704
09-10	99.7%	0.0%	0.3%	671
10-11	99.2%	0.4%	0.4%	249



Incarceration includes life without parole and death sentences, probation includes sentences to community corrections.

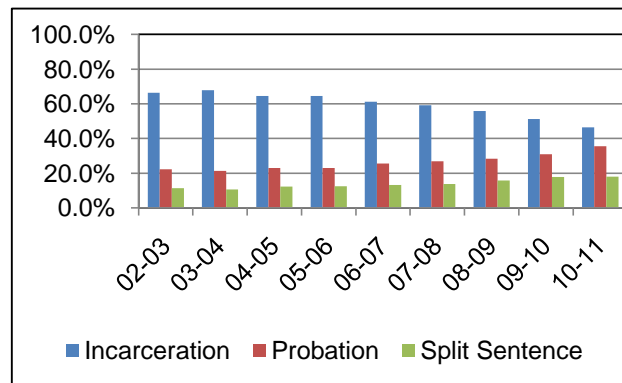
Percent of Sentence Type - Felony Class B - All Offenders

Fiscal Year	Incarceration	Probation	Split Sentence	N
	Percent	Percent	Percent	
02-03	80.3%	11.1%	8.6%	2,756
03-04	77.8%	12.6%	9.6%	2,906
04-05	77.3%	13.1%	9.6%	3,075
05-06	70.0%	16.6%	13.4%	3,290
06-07	68.3%	17.4%	14.2%	4,072
07-08	66.5%	18.2%	15.3%	3,877
08-09	67.3%	19.8%	12.9%	3,756
09-10	63.4%	22.5%	14.1%	3,687
10-11	55.4%	24.2%	20.4%	1,827



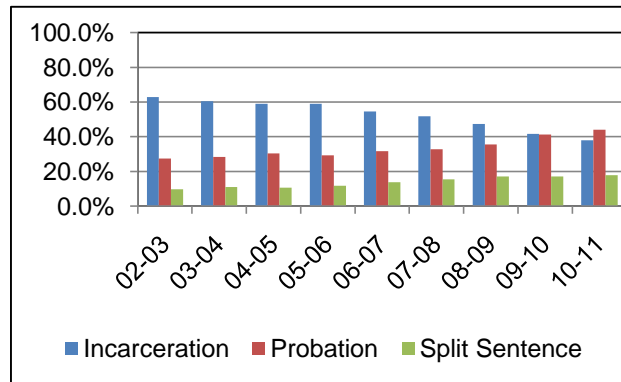
Percent of Sentence Type - Felony Class C - All Offenders

Fiscal Year	Incarceration	Probation	Split Sentence	N
	Percent	Percent	Percent	
02-03	66.4%	22.3%	11.3%	8,380
03-04	67.9%	21.4%	10.7%	9,556
04-05	64.6%	23.1%	12.3%	9,042
05-06	64.4%	23.1%	12.5%	9,508
06-07	61.3%	25.5%	13.2%	10,215
07-08	59.2%	27.0%	13.8%	10,087
08-09	55.8%	28.4%	15.8%	9,730
09-10	51.2%	31.0%	17.8%	10,197
10-11	46.5%	35.5%	17.9%	5,173



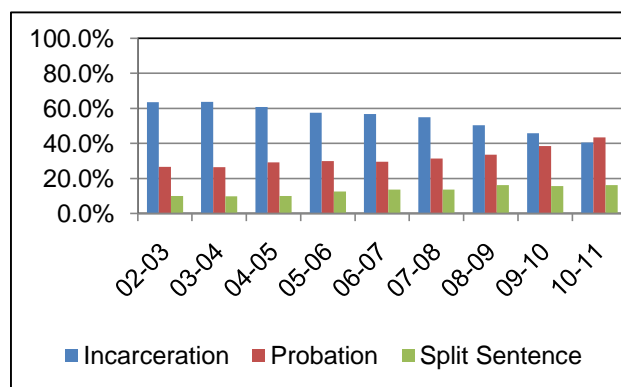
Percent of Sentence Type - Felony Class D - All Offenders

Fiscal Year	Incarceration	Probation	Split Sentence	N
	Percent	Percent	Percent	
02-03	62.9%	27.4%	9.7%	8,327
03-04	60.5%	28.4%	11.1%	8,818
04-05	59.1%	30.3%	10.6%	9,068
05-06	59.0%	29.3%	11.7%	9,187
06-07	54.6%	31.7%	13.7%	10,097
07-08	51.8%	32.8%	15.4%	10,550
08-09	47.4%	35.5%	17.1%	10,694
09-10	41.6%	41.3%	17.1%	11,775
10-11	38.0%	44.1%	17.8%	5,544



Percent of Sentence Type - Felony Class E - All Offenders

Fiscal Year	Incarceration	Probation	Split Sentence	N
	Percent	Percent	Percent	
02-03	63.5%	26.5%	9.9%	14,982
03-04	63.8%	26.4%	9.9%	14,757
04-05	60.9%	29.2%	10.0%	15,247
05-06	57.5%	30.0%	12.5%	15,665
06-07	56.8%	29.6%	13.6%	16,318
07-08	55.0%	31.3%	13.7%	15,611
08-09	50.4%	33.5%	16.1%	15,299
09-10	45.9%	38.4%	15.7%	14,315
10-11	40.5%	43.4%	16.1%	6,914

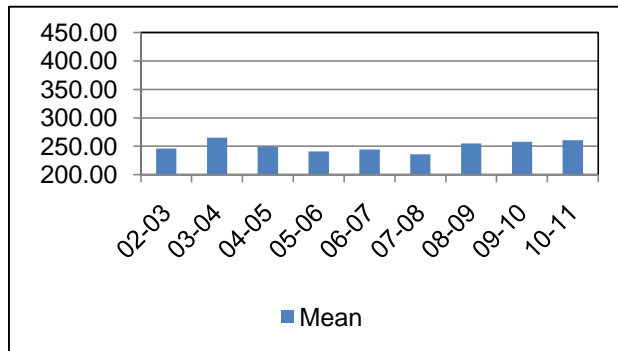


One offender Forgery-up to \$1,000 case was removed from 2009-2010 because of an inordinately high sentence of 10 years.

Average Incarceration Lengths in Months by Felony Class And Offense

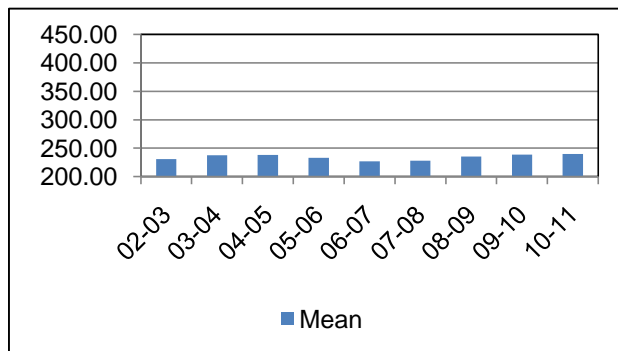
Average Incarceration Length - Class A - All Offenders

Fiscal Year	Mean	Median	Standard Deviation	N
02-03	245.84	240.00	78.27	530
03-04	265.14	240.00	98.86	523
04-05	249.39	240.00	80.16	560
05-06	240.99	240.00	76.76	478
06-07	244.55	240.00	88.07	514
07-08	235.94	216.00	75.07	452
08-09	255.18	240.00	86.20	702
09-10	257.82	240.00	87.65	669
10-11	260.65	240.00	93.01	247



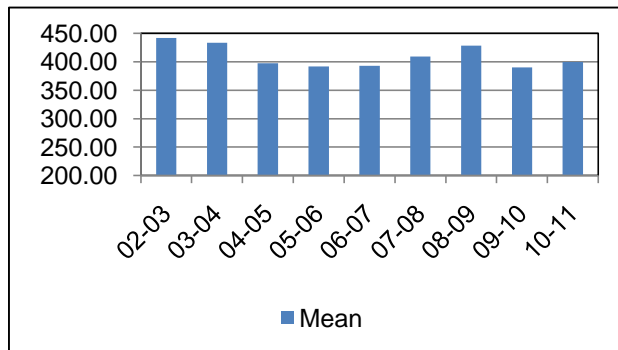
Average Incarceration Length - Class A - Standard Offenders

Fiscal Year	Mean	Median	Standard Deviation	N
02-03	230.72	240.00	47.49	479
03-04	237.36	240.00	44.24	445
04-05	237.93	240.00	43.34	485
05-06	232.80	240.00	44.99	414
06-07	226.88	240.00	47.29	423
07-08	227.83	216.00	45.18	395
08-09	235.23	240.00	43.33	595
09-10	238.45	240.00	50.12	546
10-11	239.54	240.00	49.52	196



Average Incarceration Length - Class A - Multiple Offenders

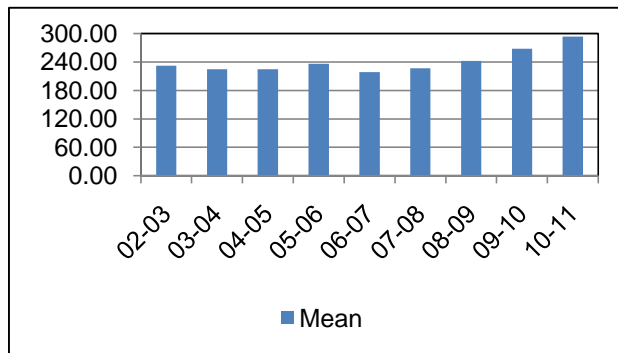
Fiscal Year	Mean	Median	Standard Deviation	N
02-03	441.77	480.00	52.99	35
03-04	433.38	432.00	49.43	52
04-05	397.54	360.00	55.34	35
05-06	391.68	384.00	71.15	25
06-07	393.06	420.00	79.84	49
07-08	409.20	408.00	62.40	20
08-09	428.60	480.00	58.33	67
09-10	390.25	384.00	66.91	73
10-11	399.78	396.00	54.82	27



Average Incarceration Length - Rape of a Child - All Offenders

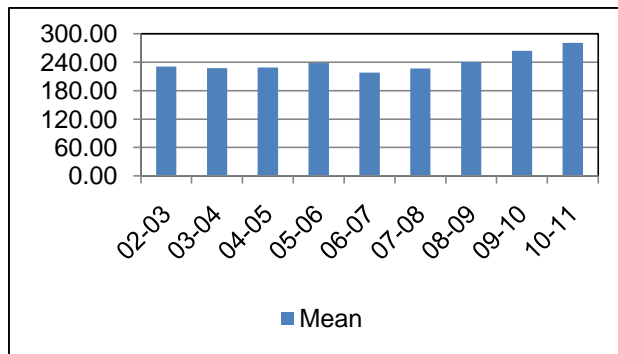
Fiscal Year	Mean	Median	Standard Deviation	N
02-03	232.45	240.00	46.90	151
03-04	224.53	240.00	60.85	114
04-05	225.14	240.00	40.66	155
05-06	236.53	240.00	44.48	152
06-07	218.77	180.00	52.37	141
07-08	226.71	216.00	44.22	121
08-09	242.57	240.00	41.52	203
09-10	268.06	300.00	50.52	133
10-11	293.81	300.00	47.65	32

The table for multiple offenders was not included due to low occurrence frequencies.



Average Incarceration Length - Rape of a Child - Standard Offenders

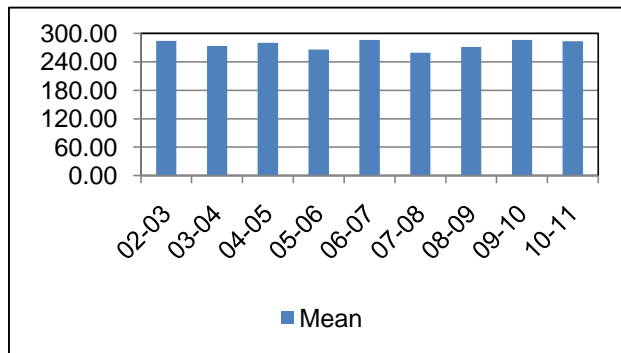
Fiscal Year	Mean	Median	Standard Deviation	N
02-03	231.04	240.00	43.73	150
03-04	227.78	240.00	42.09	107
04-05	228.69	240.00	37.76	148
05-06	238.54	240.00	43.32	148
06-07	218.10	180.00	50.40	134
07-08	226.71	216.00	44.22	121
08-09	240.21	240.00	36.36	200
09-10	263.72	300.00	47.46	127
10-11	280.76	300.00	25.12	29



**Average Incarceration Length - Second Degree
Murder - All Offenders**

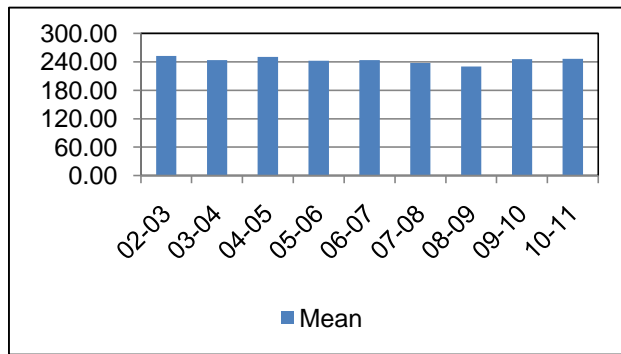
Fiscal Year	Mean	Median	Standard Deviation	N
02-03	284.39	276.00	88.83	103
03-04	273.63	240.00	90.55	115
04-05	280.02	264.00	96.54	94
05-06	266.14	252.00	79.87	95
06-07	286.50	264.00	95.27	92
07-08	258.99	240.00	84.25	85
08-09	271.10	240.00	95.45	117
09-10	286.35	264.00	100.49	127
10-11	283.71	258.00	106.82	56

The table for multiple offenders was not included due to low occurrence frequencies.



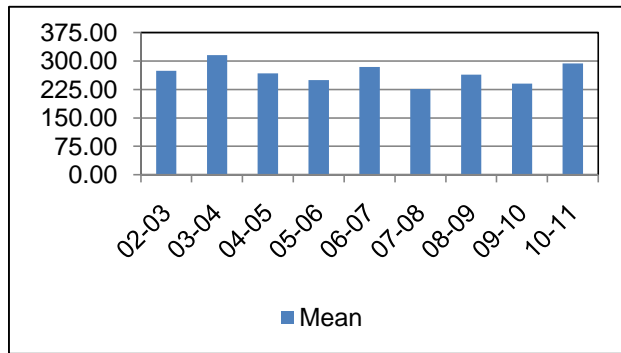
**Average Incarceration Length - Second Degree
Murder - Standard Offenders**

Fiscal Year	Mean	Median	Standard Deviation	N
02-03	252.79	240.00	42.70	84
03-04	243.47	240.00	42.13	89
04-05	250.68	240.00	42.31	73
05-06	242.57	240.00	45.15	77
06-07	243.60	240.00	44.26	70
07-08	237.46	240.00	50.51	71
08-09	230.23	240.00	41.20	90
09-10	246.00	240.00	45.34	88
10-11	246.45	240.00	43.42	40



Average Incarceration Length - Especially Aggravated Kidnapping - All Offenders

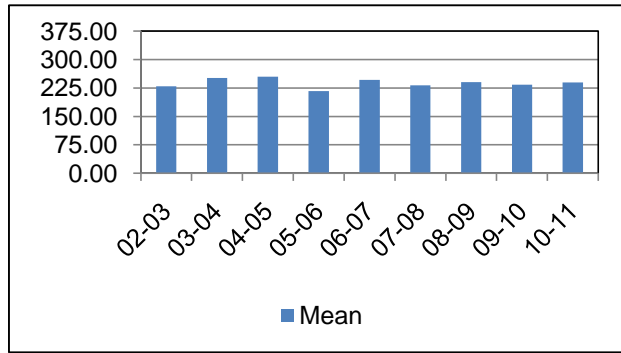
Fiscal Year	Mean	Median	Standard Deviation	N
02-03	274.48	240.00	117.31	67
03-04	315.53	264.00	116.44	102
04-05	267.27	252.00	55.09	44
05-06	249.71	240.00	82.50	21
06-07	284.00	252.00	130.64	39
07-08	225.86	222.00	73.58	28
08-09	264.53	246.00	104.58	80
09-10	240.11	240.00	77.37	57
10-11	293.45	300.00	111.33	22



The table for multiple offenders was not included due to low occurrence frequencies.

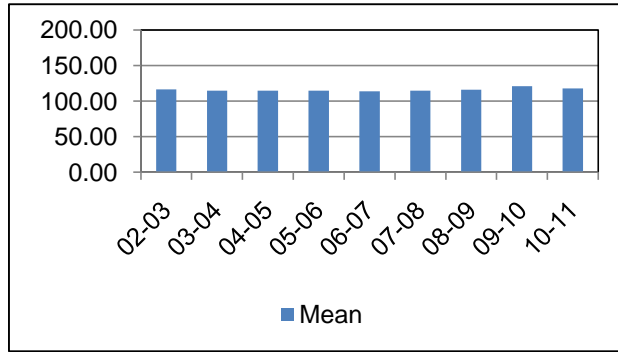
Average Incarceration Length - Especially Aggravated Kidnapping - Standard Offenders

Fiscal Year	Mean	Median	Standard Deviation	N
02-03	229.22	204.00	53.25	54
03-04	251.35	240.00	33.93	74
04-05	254.74	240.00	35.42	35
05-06	216.71	204.00	41.89	17
06-07	246.62	240.00	39.36	29
07-08	231.82	240.00	47.63	22
08-09	240.41	240.00	53.99	58
09-10	233.74	240.00	49.62	46
10-11	239.25	240.00	54.81	16



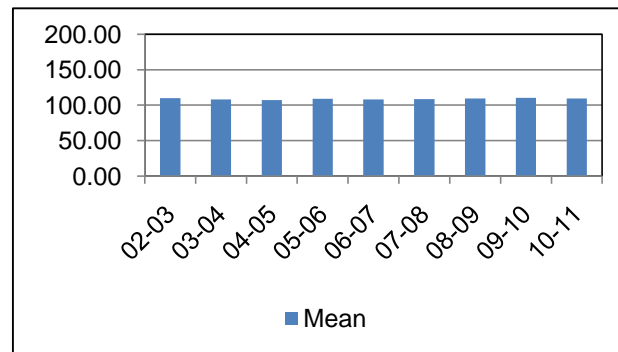
Average Incarceration Length - Felony Class B - All Offenders

Fiscal Year	Mean	Median	Standard Deviation	N
02-03	116.71	96.00	34.66	2,212
03-04	114.74	96.00	35.62	2,261
04-05	114.66	96.00	39.33	2,374
05-06	114.93	96.00	35.06	2,303
06-07	113.83	96.00	32.89	2,783
07-08	114.89	96.00	36.40	2,575
08-09	115.93	96.00	35.20	2,526
09-10	121.17	108.00	44.13	2,336
10-11	117.92	96.00	40.17	1,012



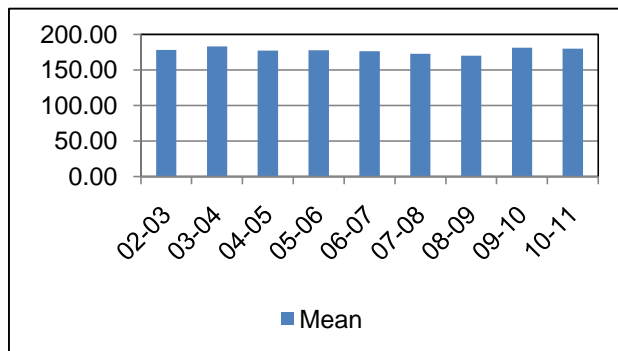
Average Incarceration Length - Felony Class B - Standard Offenders

Fiscal Year	Mean	Median	Standard Deviation	N
02-03	110.00	96.00	18.32	1,903
03-04	108.04	96.00	18.13	1,938
04-05	107.28	96.00	18.44	1,994
05-06	108.79	96.00	18.15	1,904
06-07	108.20	96.00	17.38	2,347
07-08	108.40	96.00	17.52	2,147
08-09	109.62	96.00	18.35	2,102
09-10	110.55	96.00	20.50	1,821
10-11	109.29	96.00	18.12	780



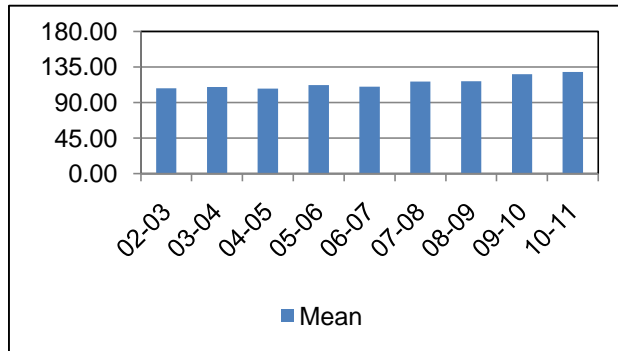
Average Incarceration Length - Felony Class B - Multiple Offenders

Fiscal Year	Mean	Median	Standard Deviation	N
02-03	178.40	168.00	39.36	176
03-04	183.22	180.00	38.03	179
04-05	177.35	180.00	36.12	162
05-06	177.92	180.00	39.26	192
06-07	176.43	180.00	34.70	215
07-08	172.63	168.00	34.92	203
08-09	170.27	168.00	35.37	211
09-10	181.39	180.00	37.41	271
10-11	179.87	180.00	39.70	95



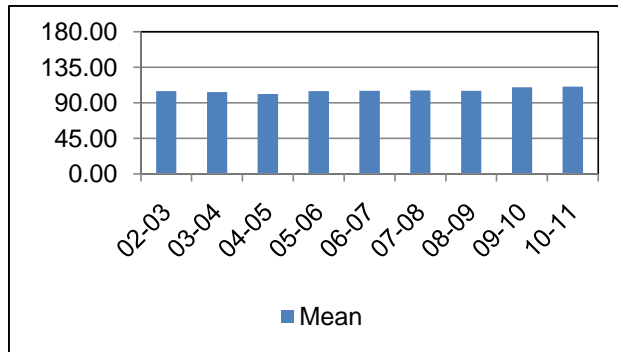
Average Incarceration Length - Schedule II Cocaine - All Offenders

Fiscal Year	Mean	Median	Standard Deviation	N
02-03	108.23	96.00	20.33	663
03-04	109.89	96.00	30.29	789
04-05	107.56	96.00	31.32	627
05-06	112.18	96.00	33.24	680
06-07	110.08	96.00	27.10	856
07-08	116.73	96.00	41.89	786
08-09	116.95	96.00	36.13	579
09-10	125.83	108.00	48.76	436
10-11	128.69	120.00	48.94	174



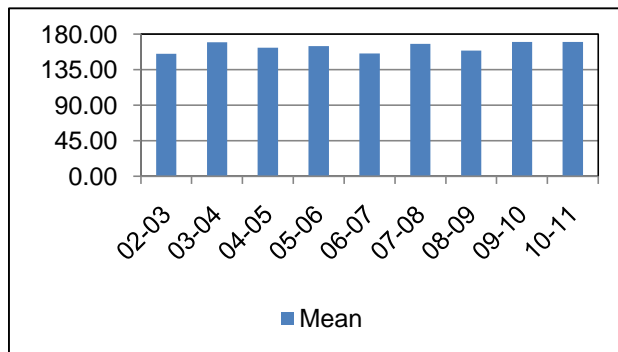
Average Incarceration Length - Schedule II Cocaine - Standard Offenders

Fiscal Year	Mean	Median	Standard Deviation	N
02-03	104.74	96.00	15.30	613
03-04	103.71	96.00	16.14	725
04-05	101.10	96.00	13.53	574
05-06	104.90	96.00	16.38	613
06-07	105.40	96.00	15.52	779
07-08	105.58	96.00	15.82	681
08-09	105.14	96.00	15.46	473
09-10	109.57	96.00	23.52	345
10-11	110.72	96.00	18.06	141



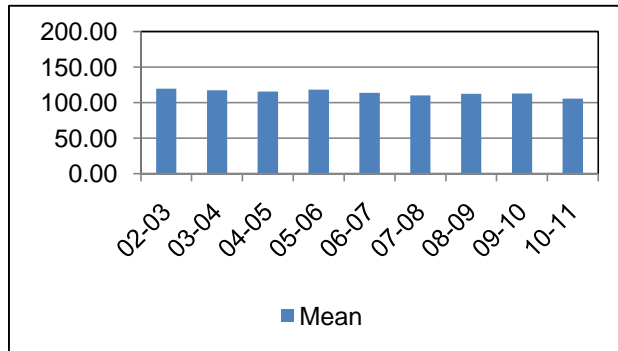
Average Incarceration Length - Schedule II Cocaine - Multiple Offenders

Fiscal Year	Mean	Median	Standard Deviation	N
02-03	154.98	144.00	20.46	47
03-04	169.91	168.00	36.57	57
04-05	162.71	144.00	34.62	45
05-06	164.83	168.00	24.81	53
06-07	155.42	144.00	32.48	62
07-08	167.73	156.00	35.92	77
08-09	159.10	144.00	28.63	93
09-10	170.03	162.00	37.25	77
10-11	170.18	168.00	39.48	22



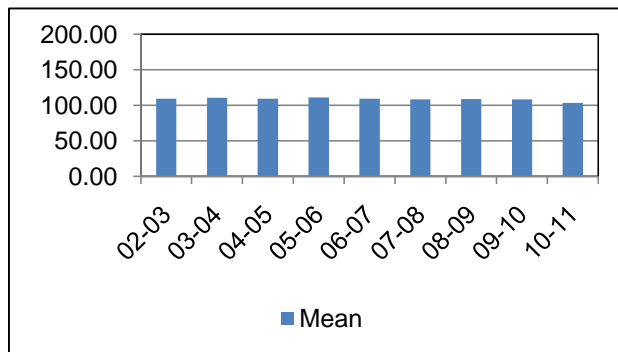
Average Incarceration Length - Aggravated Robbery - All Offenders

Fiscal Year	Mean	Median	Standard Deviation	N
02-03	119.66	96.00	42.96	846
03-04	117.51	96.00	40.76	752
04-05	115.80	96.00	40.21	956
05-06	118.25	96.00	43.64	794
06-07	113.86	96.00	33.43	1,030
07-08	110.41	96.00	34.97	810
08-09	112.29	96.00	34.55	905
09-10	112.78	96.00	36.80	897
10-11	105.59	96.00	30.28	344



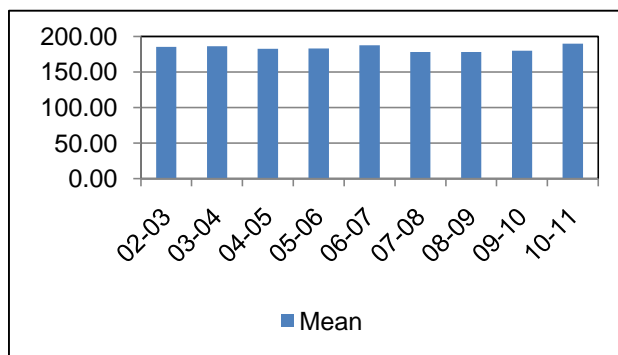
Average Incarceration Length - Aggravated Robbery - Standard Offenders

Fiscal Year	Mean	Median	Standard Deviation	N
02-03	109.44	96.00	17.31	649
03-04	110.70	96.00	19.62	574
04-05	109.49	96.00	18.50	716
05-06	111.11	96.00	19.93	522
06-07	109.48	96.00	16.41	760
07-08	108.30	96.00	17.06	614
08-09	109.00	96.00	17.36	686
09-10	108.29	96.00	20.72	644
10-11	103.65	96.00	14.91	248



Average Incarceration Length - Aggravated Robbery - Multiple Offenders

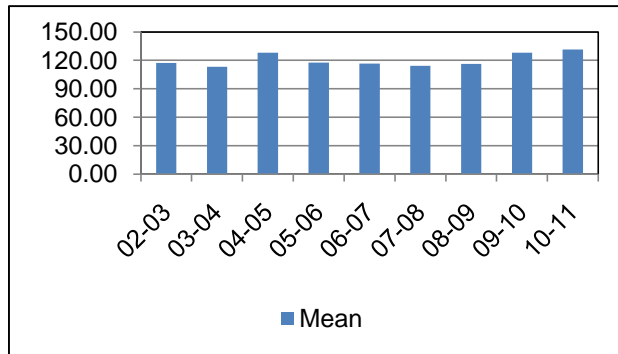
Fiscal Year	Mean	Median	Standard Deviation	N
02-03	185.32	180.00	39.56	88
03-04	186.17	180.00	37.53	72
04-05	182.62	180.00	32.57	78
05-06	183.29	180.00	43.17	96
06-07	187.74	180.00	29.96	93
07-08	178.46	180.00	36.02	39
08-09	178.29	180.00	38.46	56
09-10	180.08	180.00	38.80	74
10-11	189.82	180.00	45.48	11



Average Incarceration Length - Aggravated Sexual Battery - All Offenders

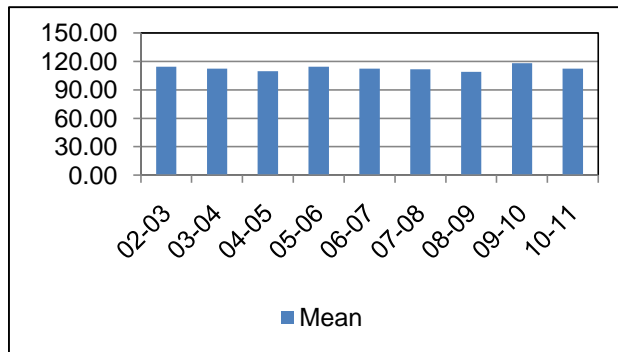
Fiscal Year	Mean	Median	Standard Deviation	N
02-03	117.36	120.00	28.92	165
03-04	113.32	108.00	23.66	166
04-05	128.16	96.00	58.13	243
05-06	117.70	120.00	24.08	192
06-07	116.57	108.00	30.66	119
07-08	114.32	108.00	22.57	166
08-09	116.35	96.00	29.92	190
09-10	127.98	120.00	30.85	182
10-11	131.60	120.00	40.99	90

The table for multiple offenders was not included due to low occurrence frequencies.



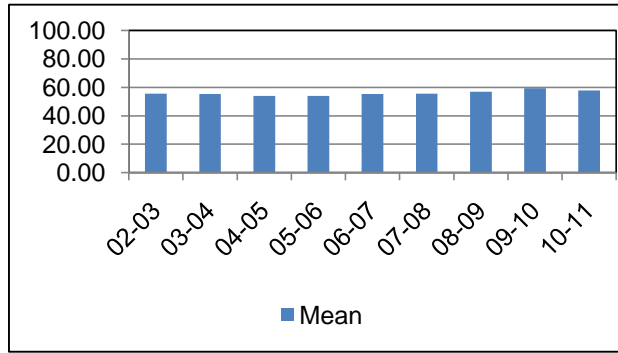
Average Incarceration Length - Aggravated Sexual Battery - Standard Offenders

Fiscal Year	Mean	Median	Standard Deviation	N
02-03	114.59	120.00	19.04	158
03-04	112.26	108.00	20.36	152
04-05	109.74	96.00	18.25	212
05-06	114.36	120.00	18.35	181
06-07	112.53	108.00	18.09	114
07-08	111.69	102.00	18.67	156
08-09	108.99	96.00	17.87	170
09-10	118.04	120.00	18.54	153
10-11	112.52	108.00	17.92	69



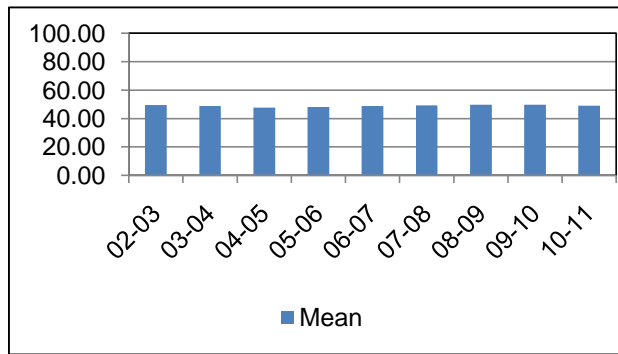
Average Incarceration Length - Class C - All Offenders

Fiscal Year	Mean	Median	Standard Deviation	N
02-03	55.51	48.00	23.60	5,561
03-04	55.26	48.00	23.87	6,489
04-05	53.90	48.00	23.82	5,840
05-06	53.98	48.00	23.29	6,127
06-07	55.30	48.00	25.06	6,258
07-08	55.64	48.00	24.84	5,972
08-09	56.82	48.00	25.02	5,427
09-10	59.40	48.00	29.35	5,217
10-11	57.89	48.00	27.69	2,407



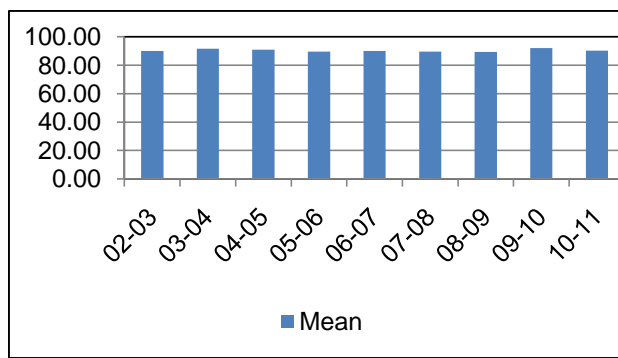
Average Incarceration Length - Class C - Standard Offenders

Fiscal Year	Mean	Median	Standard Deviation	N
02-03	49.54	48.00	14.81	4,882
03-04	48.78	48.00	14.41	5,613
04-05	47.74	48.00	14.13	5,092
05-06	48.10	48.00	14.44	5,305
06-07	48.76	48.00	15.46	5,358
07-08	49.26	48.00	15.42	5,127
08-09	49.79	48.00	15.39	4,536
09-10	49.80	48.00	16.81	4,228
10-11	49.00	48.00	16.17	1,960



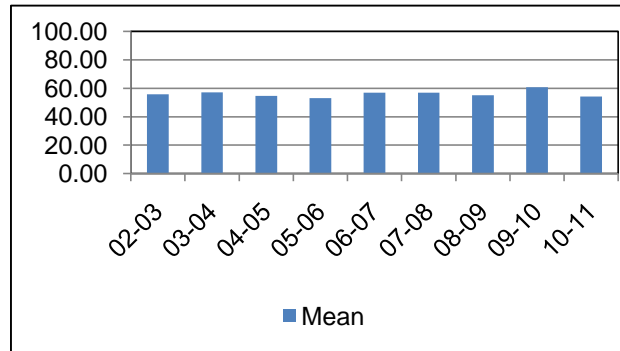
Average Incarceration Length - Class C - Multiple Offenders

Fiscal Year	Mean	Median	Standard Deviation	N
02-03	90.13	96.00	16.86	539
03-04	91.50	96.00	19.35	708
04-05	90.99	96.00	20.10	586
05-06	89.48	84.00	19.58	637
06-07	90.00	84.00	20.34	658
07-08	89.64	96.00	20.05	607
08-09	89.29	84.00	20.49	685
09-10	92.02	96.00	21.52	736
10-11	90.32	96.00	22.09	354



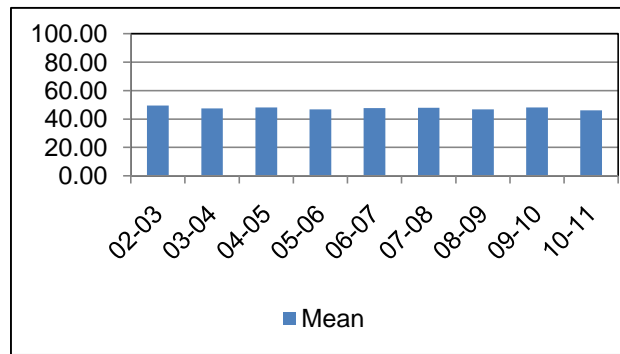
Average Incarceration Length - Aggravated Burglary - All Offenders

Fiscal Year	Mean	Median	Standard Deviation	N
02-03	55.80	48.00	22.28	1,343
03-04	57.20	48.00	26.48	1,618
04-05	54.76	48.00	23.52	1,465
05-06	53.11	48.00	22.74	1,368
06-07	56.81	48.00	27.74	1,454
07-08	56.93	48.00	27.13	1,291
08-09	55.18	48.00	24.86	1,308
09-10	60.82	48.00	31.10	1,451
10-11	54.23	42.00	25.01	585



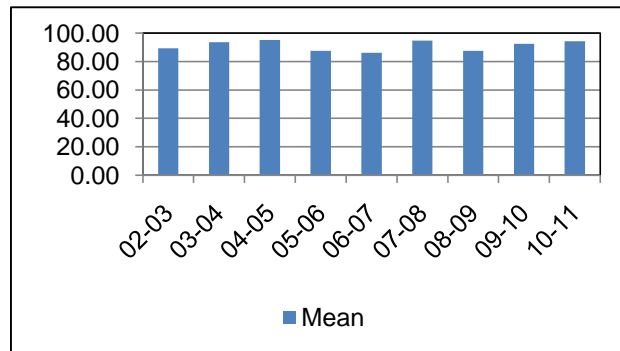
Average Incarceration Length - Aggravated Burglary - Standard Offenders

Fiscal Year	Mean	Median	Standard Deviation	N
02-03	49.39	48.00	13.68	1,154
03-04	47.55	48.00	13.47	1,318
04-05	48.12	48.00	13.76	1,274
05-06	46.73	42.00	12.87	1,173
06-07	47.64	48.00	13.48	1,206
07-08	47.93	48.00	13.87	1,074
08-09	46.82	36.00	13.55	1,068
09-10	48.07	48.00	14.59	1,122
10-11	46.09	36.00	14.25	492



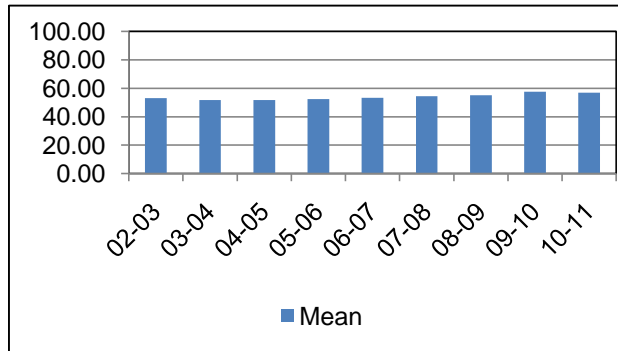
Average Incarceration Length - Aggravated Burglary - Multiple Offenders

Fiscal Year	Mean	Median	Standard Deviation	N
02-03	89.35	96.00	16.36	165
03-04	93.56	96.00	18.52	248
04-05	95.13	96.00	19.95	160
05-06	87.46	84.00	16.44	150
06-07	86.26	72.00	19.21	152
07-08	94.80	96.00	18.22	143
08-09	87.46	84.00	18.06	185
09-10	92.55	96.00	18.11	247
10-11	94.29	96.00	17.16	77



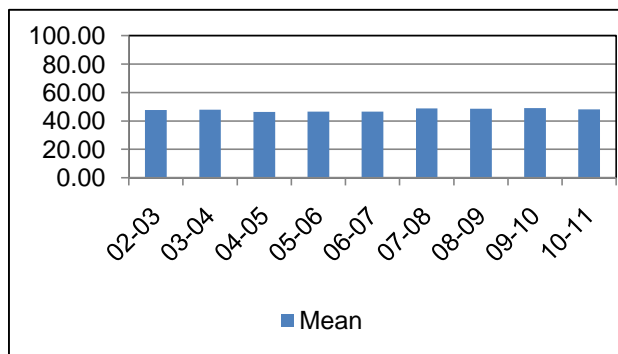
Average Incarceration Length - Aggravated Assault - All Offenders

Fiscal Year	Mean	Median	Standard Deviation	N
02-03	53.18	48.00	23.61	925
03-04	51.76	48.00	20.90	1,044
04-05	51.80	48.00	22.62	909
05-06	52.45	48.00	22.72	971
06-07	53.20	48.00	24.31	1,005
07-08	54.36	48.00	23.83	978
08-09	55.11	48.00	24.90	932
09-10	57.53	48.00	27.55	773
10-11	56.90	48.00	29.91	345



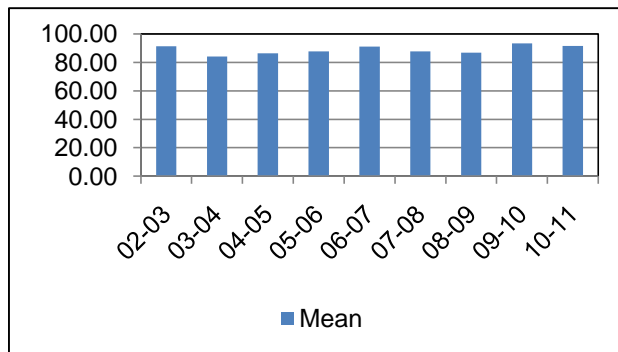
Average Incarceration Length - Aggravated Assault - Standard Offenders

Fiscal Year	Mean	Median	Standard Deviation	N
02-03	47.71	42.00	14.77	824
03-04	47.82	36.00	14.33	943
04-05	46.23	36.00	13.59	798
05-06	46.53	36.00	13.80	843
06-07	46.51	36.00	15.49	842
07-08	48.78	48.00	14.76	861
08-09	48.49	48.00	14.90	781
09-10	49.01	48.00	15.94	641
10-11	48.17	48.00	14.37	294



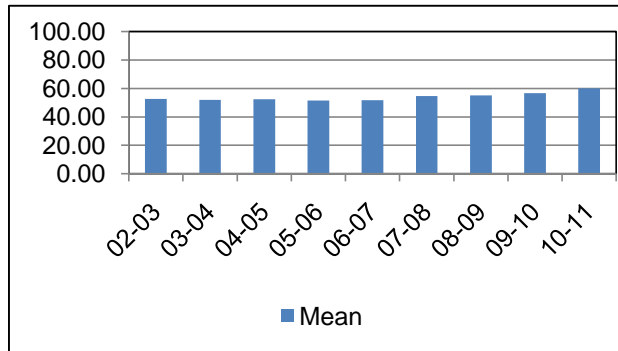
Average Incarceration Length - Aggravated Assault - Multiple Offenders

Fiscal Year	Mean	Median	Standard Deviation	N
02-03	91.38	96.00	17.83	78
03-04	84.11	72.00	20.02	83
04-05	86.43	84.00	18.04	92
05-06	87.80	84.00	18.22	101
06-07	91.24	96.00	19.76	131
07-08	87.79	96.00	19.19	89
08-09	86.89	84.00	22.23	111
09-10	93.30	96.00	21.82	97
10-11	91.55	96.00	19.84	31



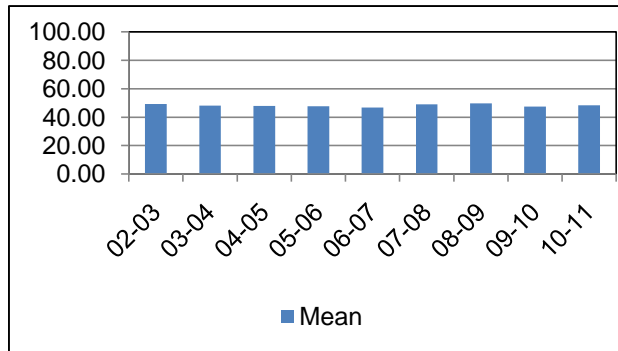
Average Incarceration Length - Schedule II Cocaine < 1/2 Gram - All Offenders

Fiscal Year	Mean	Median	Standard Deviation	N
02-03	52.58	48.00	18.97	973
03-04	51.89	48.00	19.85	1,156
04-05	52.33	48.00	20.97	973
05-06	51.42	48.00	20.37	1,070
06-07	51.72	48.00	21.37	1,158
07-08	54.55	48.00	23.14	1,405
08-09	55.08	48.00	20.88	963
09-10	56.66	48.00	27.38	845
10-11	60.05	48.00	30.51	426



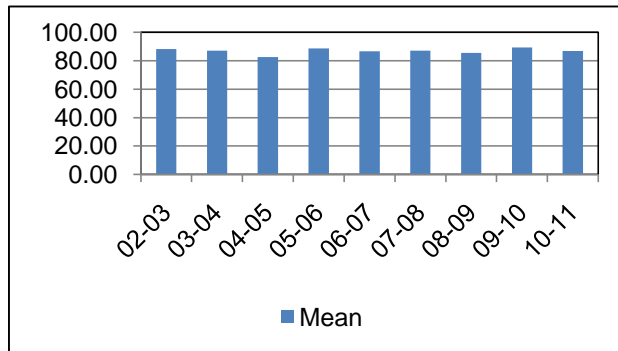
Average Incarceration Length - Schedule II Cocaine < 1/2 Gram - Standard Offenders

Fiscal Year	Mean	Median	Standard Deviation	N
02-03	49.19	48.00	14.05	893
03-04	48.18	48.00	13.96	1,051
04-05	47.85	48.00	13.89	856
05-06	47.70	42.00	14.65	947
06-07	46.78	36.00	13.68	1,014
07-08	49.13	48.00	14.96	1,199
08-09	49.71	48.00	14.18	823
09-10	47.39	36.00	14.04	675
10-11	48.43	36.03	15.06	319



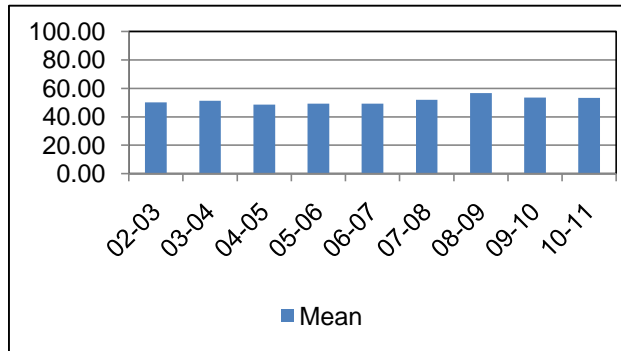
Average Incarceration Length - Schedule II Cocaine < 1/2 Gram - Multiple Offenders

Fiscal Year	Mean	Median	Standard Deviation	N
02-03	88.32	96.00	17.41	73
03-04	87.00	84.00	19.72	87
04-05	82.64	72.00	17.32	89
05-06	88.76	84.00	22.79	94
06-07	86.70	84.00	20.27	115
07-08	87.05	96.00	19.33	150
08-09	85.43	84.00	15.91	120
09-10	89.43	90.00	20.82	132
10-11	86.84	72.00	29.38	88



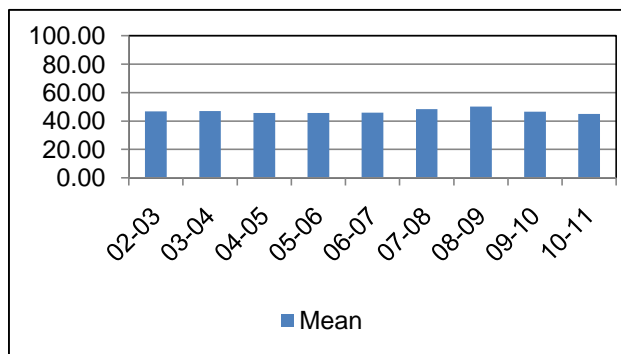
**Average Incarceration Length - Schedule II Drugs:
Max \$100,000 Fine - All Offenders**

Fiscal Year	Mean	Median	Standard Deviation	N
02-03	50.16	48.00	18.51	609
03-04	51.34	48.00	19.39	803
04-05	48.60	48.00	17.41	721
05-06	49.32	48.00	18.99	629
06-07	49.15	36.00	18.82	448
07-08	51.93	48.00	20.06	431
08-09	56.73	48.00	22.72	376
09-10	53.46	48.00	24.32	343
10-11	53.30	48.00	24.24	187



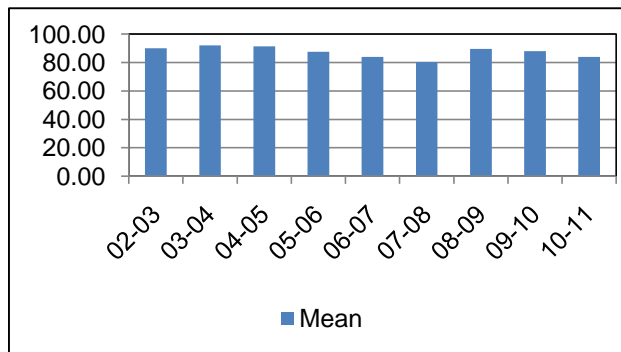
**Average Incarceration Length - Schedule II Drugs:
Max \$100,000 Fine - Standard Offenders**

Fiscal Year	Mean	Median	Standard Deviation	N
02-03	46.89	48.00	12.72	569
03-04	46.99	48.00	13.03	728
04-05	45.63	36.00	12.06	666
05-06	45.60	36.00	12.64	571
06-07	45.81	36.00	13.54	410
07-08	48.34	48.00	15.38	390
08-09	50.20	48.00	14.99	312
09-10	46.57	36.00	13.72	289
10-11	44.88	36.03	12.69	152



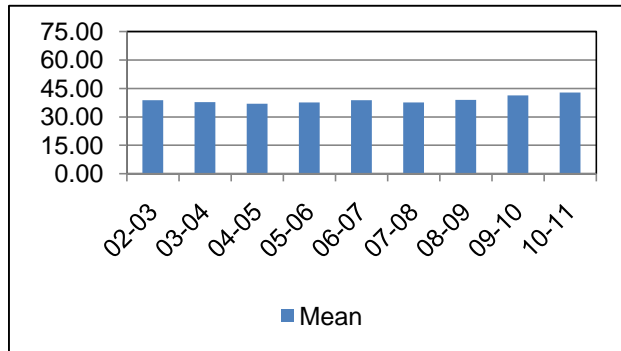
**Average Incarceration Length - Schedule II Drugs:
Max \$100,000 Fine - Multiple Offenders**

Fiscal Year	Mean	Median	Standard Deviation	N
02-03	90.06	84.00	18.21	34
03-04	91.96	96.00	18.01	68
04-05	91.38	96.00	18.26	45
05-06	87.65	72.00	20.38	46
06-07	84.03	72.00	21.29	34
07-08	80.31	73.00	16.10	35
08-09	89.49	84.00	22.43	59
09-10	88.07	81.00	21.97	46
10-11	84.03	72.00	18.01	32



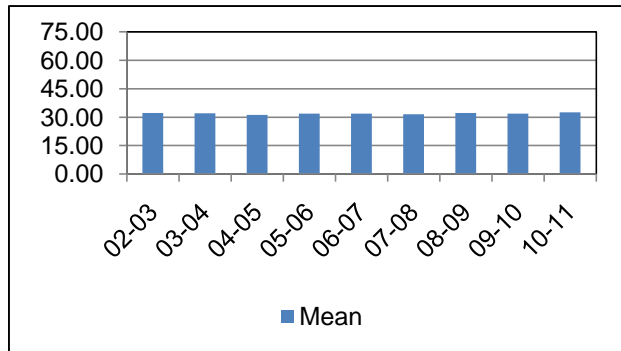
Average Incarceration Length - Class D - All Offenders

Fiscal Year	Mean	Median	Standard Deviation	N
02-03	38.80	36.00	21.87	5,236
03-04	37.79	36.00	20.21	5,337
04-05	36.88	30.00	19.94	5,355
05-06	37.68	36.00	19.72	5,419
06-07	38.79	36.00	22.63	5,517
07-08	37.65	30.00	21.16	5,463
08-09	39.01	36.00	22.16	5,071
09-10	41.26	36.00	25.05	4,893
10-11	42.84	36.00	27.54	2,109



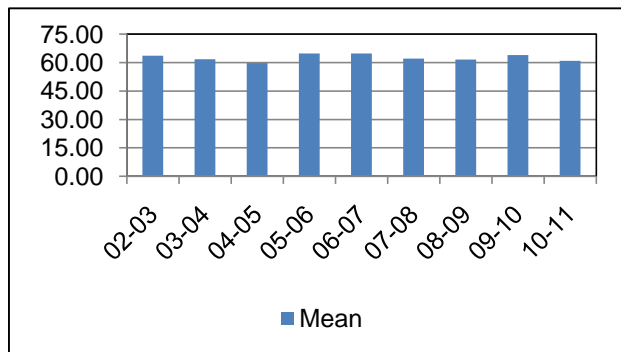
Average Incarceration Length - Class D - Standard Offenders

Fiscal Year	Mean	Median	Standard Deviation	N
02-03	32.24	24.03	9.96	4,479
03-04	31.98	24.03	10.00	4,545
04-05	31.20	24.00	9.57	4,561
05-06	31.89	24.00	9.94	4,617
06-07	31.81	24.00	10.12	4,674
07-08	31.50	24.00	9.91	4,637
08-09	32.15	24.00	10.36	4,235
09-10	31.95	24.03	10.40	3,871
10-11	32.61	24.03	13.03	1,618



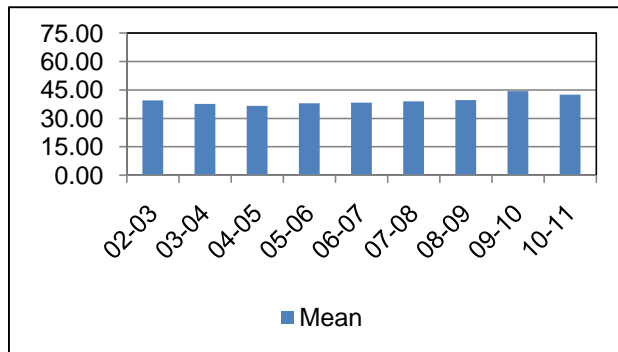
Average Incarceration Length - Class D - Multiple Offenders

Fiscal Year	Mean	Median	Standard Deviation	N
02-03	63.64	60.00	17.56	559
03-04	61.85	60.00	17.78	630
04-05	59.68	48.00	17.12	635
05-06	64.78	60.00	19.59	674
06-07	64.88	60.00	17.83	639
07-08	62.04	60.00	17.82	608
08-09	61.61	60.00	17.80	626
09-10	63.99	60.00	18.42	733
10-11	60.89	60.00	16.99	349



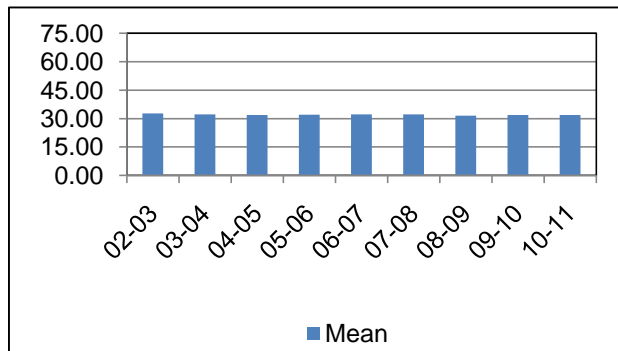
Average Incarceration Length - Theft: \$1,000 to \$10,000 - All Offenders

Fiscal Year	Mean	Median	Standard Deviation	N
02-03	39.54	36.00	22.03	1,892
03-04	37.69	36.00	19.78	1,683
04-05	36.69	36.00	17.62	1,607
05-06	38.01	36.00	20.05	1,801
06-07	38.23	36.00	20.86	1,669
07-08	38.96	36.00	21.92	1,711
08-09	39.62	36.00	24.23	1,612
09-10	44.41	36.00	28.46	1,410
10-11	42.50	36.00	26.80	640



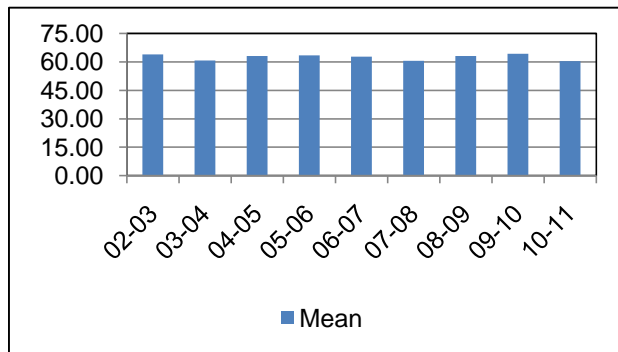
Average Incarceration Length - Theft: \$1,000 to \$10,000 - Standard Offenders

Fiscal Year	Mean	Median	Standard Deviation	N
02-03	32.69	24.03	10.18	1,600
03-04	32.26	24.03	10.05	1,443
04-05	31.91	24.00	9.80	1,391
05-06	32.06	24.00	9.86	1,534
06-07	32.23	24.03	10.10	1,425
07-08	32.22	24.03	10.22	1,419
08-09	31.48	24.00	9.90	1,327
09-10	31.94	24.03	9.74	1,057
10-11	31.93	24.00	13.29	480



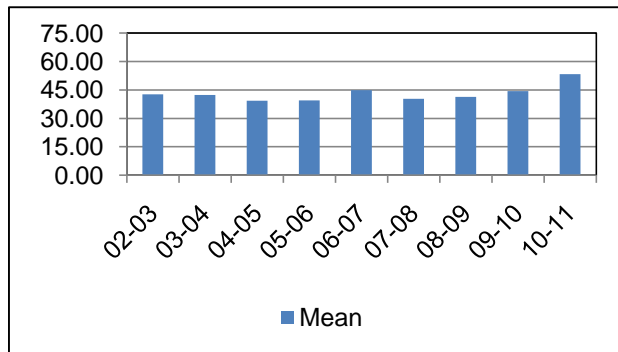
Average Incarceration Length - Theft: \$1,000 to \$10,000 - Multiple Offenders

Fiscal Year	Mean	Median	Standard Deviation	N
02-03	63.91	60.00	18.21	220
03-04	60.84	60.00	17.10	194
04-05	63.08	60.00	18.79	182
05-06	63.46	60.00	18.31	209
06-07	62.81	60.00	19.07	197
07-08	60.55	60.00	16.82	222
08-09	63.05	60.00	19.37	209
09-10	64.38	60.00	17.70	229
10-11	60.47	60.00	14.94	118



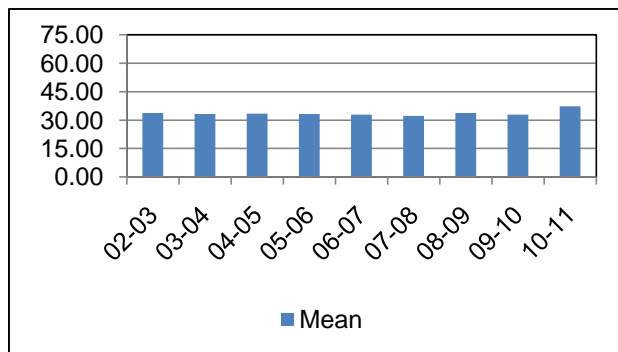
Average Incarceration Length - Burglary Other Than Habitation - All Offenders

Fiscal Year	Mean	Median	Standard Deviation	N
02-03	42.66	36.00	26.30	1,005
03-04	42.29	36.00	23.99	1,286
04-05	39.34	36.00	19.22	1,066
05-06	39.56	36.00	20.94	1,079
06-07	44.88	36.00	28.54	1,011
07-08	40.30	36.00	24.96	993
08-09	41.39	36.00	23.41	834
09-10	44.35	36.00	26.48	720
10-11	53.39	48.00	35.42	363



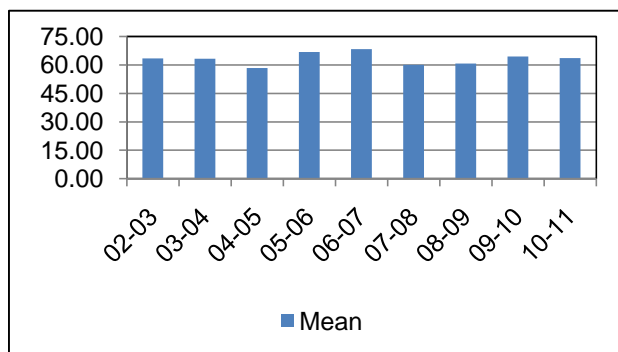
Average Incarceration Length - Burglary Other Than Habitation - Standard Offenders

Fiscal Year	Mean	Median	Standard Deviation	N
02-03	33.68	36.00	10.08	840
03-04	33.20	30.00	10.47	1,002
04-05	33.36	36.00	9.92	879
05-06	33.22	36.00	10.01	907
06-07	32.84	24.33	10.05	783
07-08	32.22	24.03	10.01	820
08-09	33.81	36.00	10.70	688
09-10	32.91	24.03	10.97	535
10-11	37.28	36.00	19.60	244



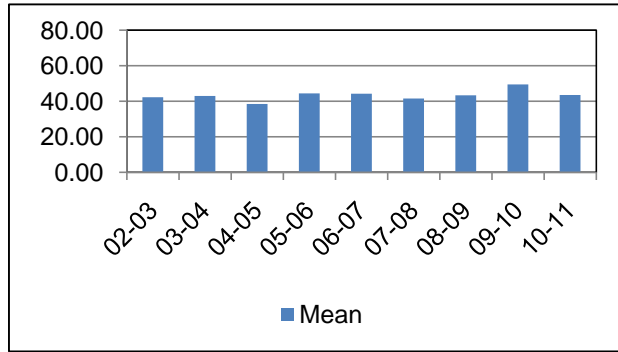
Average Incarceration Length - Burglary Other Than Habitation - Multiple Offenders

Fiscal Year	Mean	Median	Standard Deviation	N
02-03	63.55	60.00	17.75	97
03-04	63.22	60.00	17.99	226
04-05	58.45	48.00	15.42	154
05-06	66.90	60.00	21.00	144
06-07	68.38	72.00	17.86	161
07-08	60.10	48.00	16.50	115
08-09	60.78	60.00	15.76	100
09-10	64.45	60.00	17.29	127
10-11	63.63	60.00	15.74	76



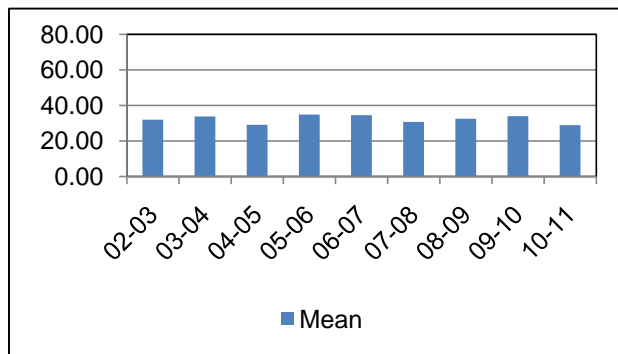
Average Incarceration Length - Identity Theft - All Offenders

Fiscal Year	Mean	Median	Standard Deviation	N
02-03	42.30	36.00	20.29	225
03-04	43.02	36.00	24.59	195
04-05	38.47	24.00	22.48	416
05-06	44.52	36.00	21.84	499
06-07	44.23	36.00	25.61	423
07-08	41.62	36.00	24.53	473
08-09	43.39	36.00	25.03	422
09-10	49.51	48.00	27.15	350
10-11	43.62	30.00	33.72	105



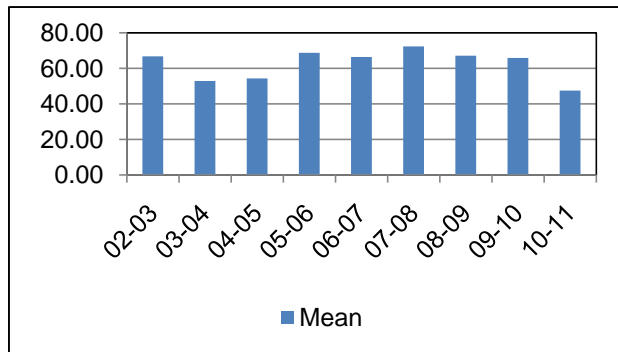
Average Incarceration Length - Identity Theft - Standard Offenders

Fiscal Year	Mean	Median	Standard Deviation	N
02-03	31.93	36.00	8.50	162
03-04	33.86	36.00	10.49	146
04-05	29.07	24.00	8.22	310
05-06	34.96	36.00	9.91	368
06-07	34.48	36.00	9.64	337
07-08	30.78	24.00	8.79	369
08-09	32.60	24.00	9.92	325
09-10	34.07	36.00	10.45	211
10-11	28.90	24.03	7.45	70



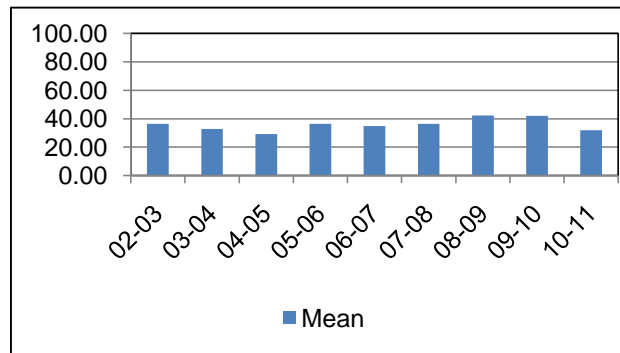
Average Incarceration Length - Identity Theft - Multiple Offenders

Fiscal Year	Mean	Median	Standard Deviation	N
02-03	66.71	72.00	13.79	59
03-04	52.94	48.00	13.89	34
04-05	54.42	60.00	12.58	86
05-06	68.83	60.00	21.18	125
06-07	66.48	60.00	14.10	63
07-08	72.29	72.00	19.04	82
08-09	67.17	66.00	17.63	72
09-10	65.95	72.00	19.54	121
10-11	47.54	48.00	14.87	24



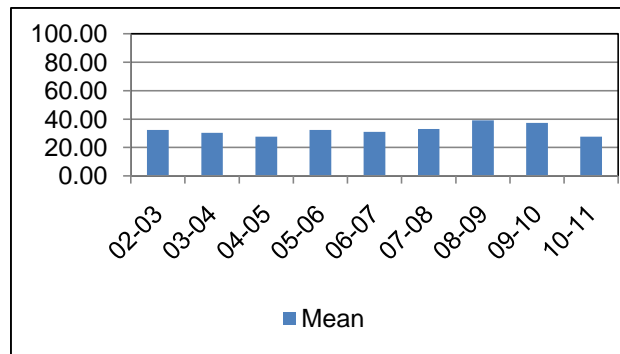
Average Incarceration Length - Obtain Drugs by Fraud - All Offenders

Fiscal Year	Mean	Median	Standard Deviation	N
02-03	36.44	36.00	20.22	238
03-04	32.88	24.03	14.38	232
04-05	29.28	24.00	12.81	310
05-06	36.40	36.00	14.97	176
06-07	34.83	24.00	18.00	339
07-08	36.47	36.00	14.87	204
08-09	42.35	48.00	14.29	225
09-10	42.04	36.00	18.53	172
10-11	31.91	24.00	16.89	41



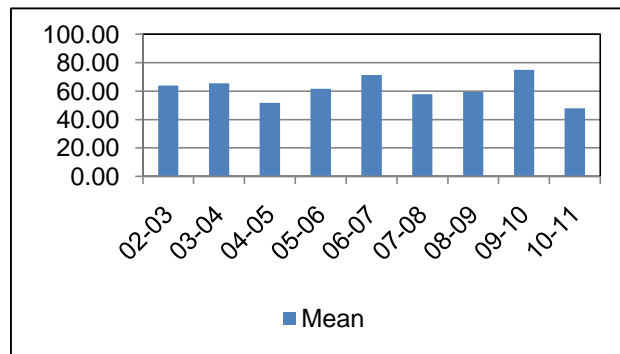
Average Incarceration Length - Obtain Drugs by Fraud - Standard Offenders

Fiscal Year	Mean	Median	Standard Deviation	N
02-03	32.43	36.00	9.33	223
03-04	30.44	24.03	9.04	219
04-05	27.68	24.00	8.35	295
05-06	32.37	25.00	9.70	153
06-07	30.92	24.00	9.38	314
07-08	33.00	30.00	9.98	178
08-09	39.13	48.00	11.32	194
09-10	37.34	36.00	10.00	157
10-11	27.67	24.00	7.49	36



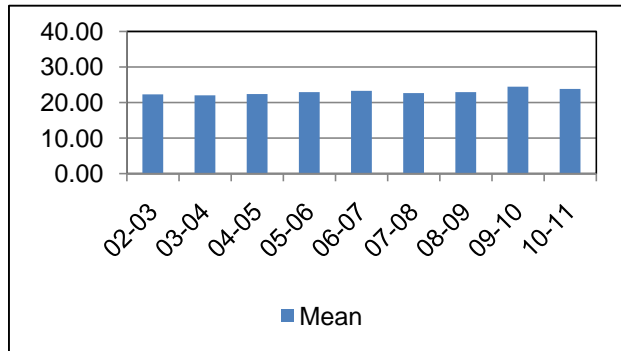
Average Incarceration Length - Obtain Drugs by Fraud - Multiple Offenders

Fiscal Year	Mean	Median	Standard Deviation	N
02-03	64.00	72.00	12.39	6
03-04	65.45	72.00	8.25	11
04-05	51.69	48.00	21.01	13
05-06	61.73	60.00	15.02	22
06-07	71.29	60.00	21.83	17
07-08	57.80	48.00	16.80	25
08-09	59.36	60.00	10.11	28
09-10	75.00	78.00	24.74	4
10-11	48.00	48.00	0.00	2



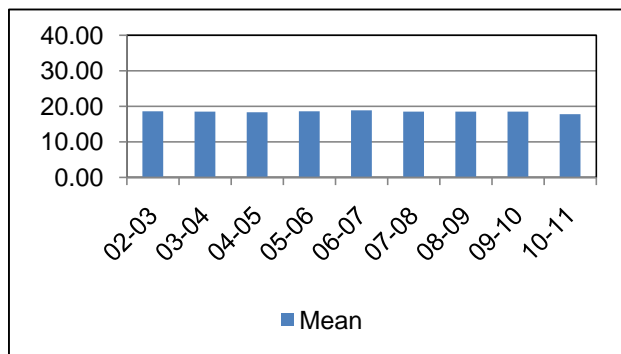
Average Incarceration Length - Class E - All Offenders

Fiscal Year	Mean	Median	Standard Deviation	N
02-03	22.36	24.00	11.95	9,521
03-04	22.08	24.00	11.24	9,409
04-05	22.41	24.00	12.38	9,278
05-06	22.98	24.00	12.51	9,004
06-07	23.31	24.00	12.55	9,273
07-08	22.66	24.00	12.07	8,584
08-09	22.94	24.00	12.40	7,706
09-10	24.49	24.00	14.47	6,566
10-11	23.89	24.00	14.04	2,800



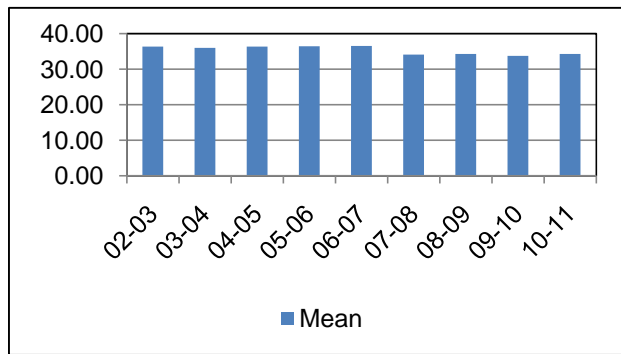
Average Incarceration Length - Class E - Standard Offenders

Fiscal Year	Mean	Median	Standard Deviation	N
02-03	18.58	24.00	6.10	7,947
03-04	18.57	18.00	5.95	7,849
04-05	18.32	18.00	5.99	7,634
05-06	18.64	18.00	6.11	7,307
06-07	18.88	24.00	6.41	7,397
07-08	18.57	24.00	6.27	6,868
08-09	18.56	18.00	6.20	6,094
09-10	18.57	18.00	6.43	4,877
10-11	17.83	18.00	6.27	2,036



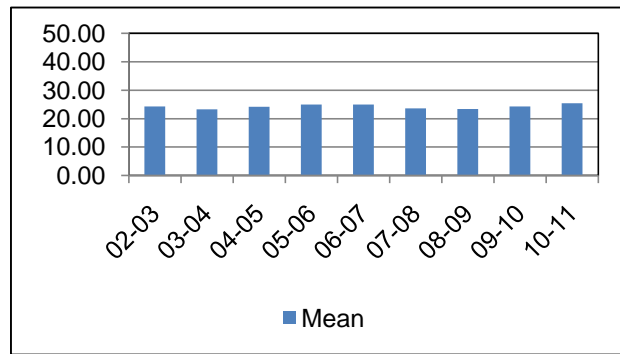
Average Incarceration Length - Class E - Multiple Offenders

Fiscal Year	Mean	Median	Standard Deviation	N
02-03	36.35	36.00	10.25	1,235
03-04	35.97	36.00	10.48	1,287
04-05	36.42	36.00	11.52	1,293
05-06	36.49	36.00	10.25	1,295
06-07	36.59	36.00	10.63	1,560
07-08	34.11	36.00	10.50	1,327
08-09	34.27	36.00	10.13	1,249
09-10	33.77	36.00	10.40	1,199
10-11	34.33	36.00	10.33	548



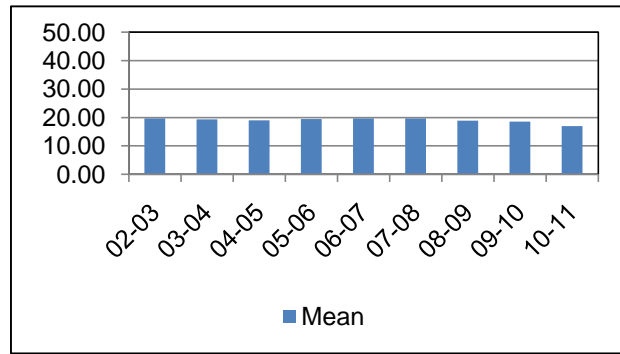
Average Incarceration Length - Forgery: Up to \$1,000 - All Offenders

Fiscal Year	Mean	Median	Standard Deviation	N
02-03	24.29	24.00	13.09	3,067
03-04	23.32	24.00	11.60	2,957
04-05	24.13	24.00	13.67	3,123
05-06	24.92	24.00	13.96	2,860
06-07	24.93	24.00	13.77	2,757
07-08	23.57	24.00	12.04	2,448
08-09	23.38	24.00	12.74	1,937
09-10	24.31	24.00	13.40	1,374
10-11	25.47	24.00	15.39	418



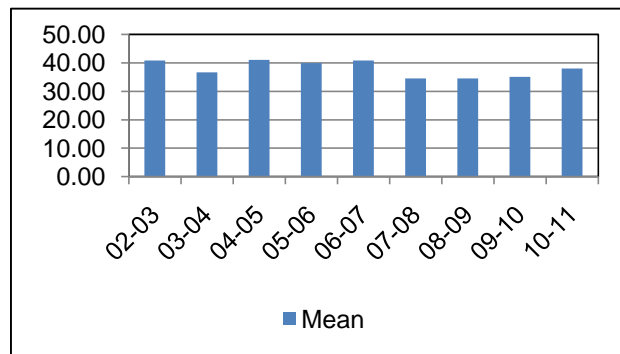
Average Incarceration Length - Forgery: Up to \$1,000 - Standard Offenders

Fiscal Year	Mean	Median	Standard Deviation	N
02-03	19.64	24.00	6.06	2,547
03-04	19.33	24.00	5.55	2,409
04-05	18.95	24.00	5.86	2,524
05-06	19.40	24.00	5.72	2,300
06-07	19.71	24.00	6.74	2,219
07-08	19.65	24.00	6.00	2,006
08-09	18.87	18.00	5.41	1,559
09-10	18.58	24.00	6.13	1,022
10-11	17.01	12.00	6.80	283



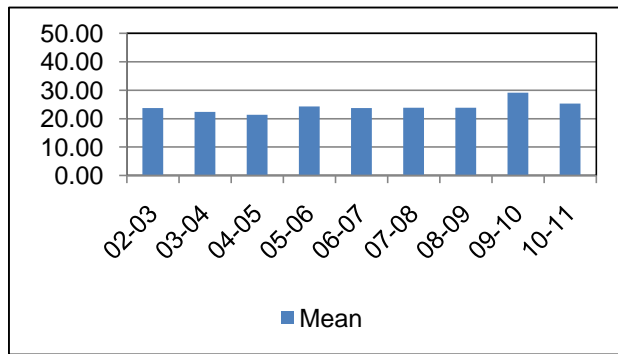
Average Incarceration Length - Forgery: Up to \$1,000 - Multiple Offenders

Fiscal Year	Mean	Median	Standard Deviation	N
02-03	40.82	48.00	9.43	380
03-04	36.63	36.00	10.91	462
04-05	41.05	48.00	11.97	474
05-06	39.94	48.00	9.41	370
06-07	40.82	48.00	9.17	432
07-08	34.59	36.00	10.59	328
08-09	34.49	36.00	10.01	287
09-10	35.09	36.00	10.90	262
10-11	38.06	36.00	10.71	93



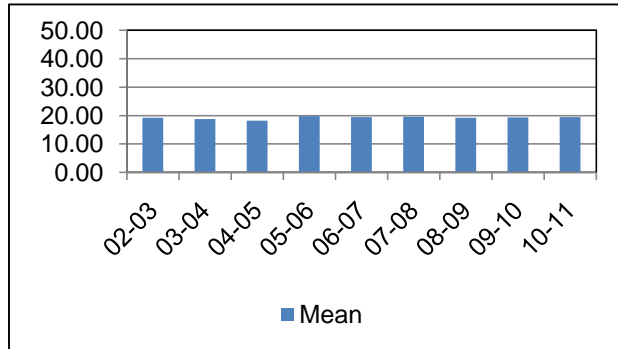
Average Incarceration Length - Burglary: Auto - All Offenders

Fiscal Year	Mean	Median	Standard Deviation	N
02-03	23.73	24.00	11.76	1,092
03-04	22.38	24.00	11.95	1,209
04-05	21.39	24.00	11.18	974
05-06	24.32	24.00	12.63	923
06-07	23.77	24.00	11.97	1,078
07-08	23.86	24.00	11.73	1,027
08-09	23.80	24.00	11.90	892
09-10	29.10	24.00	18.66	943
10-11	25.34	24.00	14.05	575



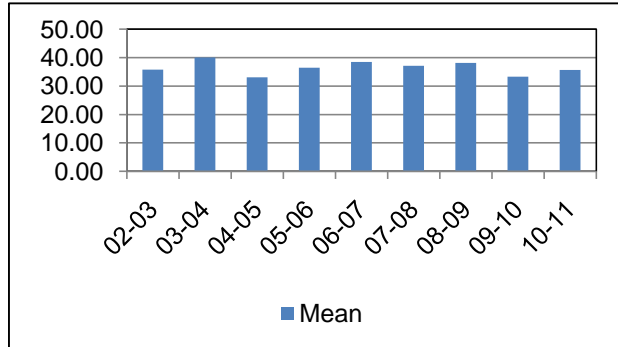
Average Incarceration Length - Burglary: Auto - Standard Offenders

Fiscal Year	Mean	Median	Standard Deviation	N
02-03	19.21	24.00	5.71	852
03-04	18.76	24.00	5.96	1,045
04-05	18.18	18.00	5.84	826
05-06	19.82	24.00	5.62	743
06-07	19.44	24.00	6.28	856
07-08	19.56	24.00	5.97	815
08-09	19.24	24.00	6.17	707
09-10	19.29	24.00	6.00	628
10-11	19.45	24.00	6.21	435



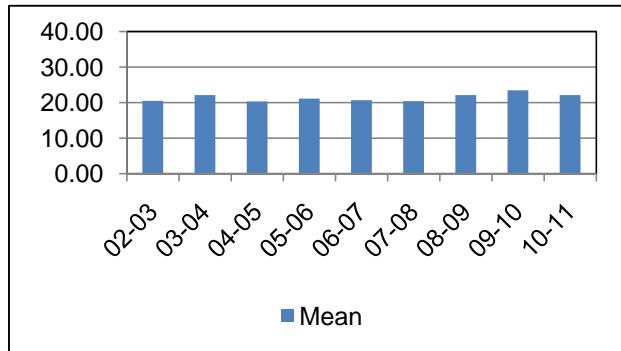
Average Incarceration Length - Burglary: Auto - Multiple Offenders

Fiscal Year	Mean	Median	Standard Deviation	N
02-03	35.77	36.00	9.57	203
03-04	40.01	48.00	9.79	131
04-05	33.12	33.00	10.29	116
05-06	36.42	36.00	10.83	135
06-07	38.51	48.00	11.92	194
07-08	37.08	36.00	10.49	176
08-09	38.12	36.00	10.48	146
09-10	33.30	25.00	10.67	171
10-11	35.63	36.00	10.46	97



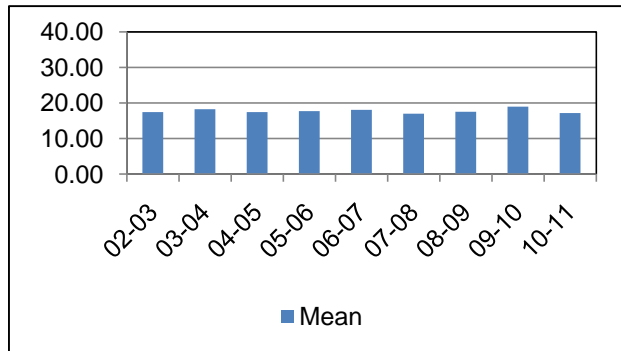
Average Incarceration Length - Theft: \$500 - \$1,000 - All Offenders

Fiscal Year	Mean	Median	Standard Deviation	N
02-03	20.53	18.00	11.11	871
03-04	22.14	24.00	11.84	842
04-05	20.34	18.00	10.48	801
05-06	21.19	24.00	11.78	789
06-07	20.68	24.00	10.31	798
07-08	20.41	18.00	11.84	859
08-09	22.16	24.00	13.65	813
09-10	23.50	24.00	13.57	758
10-11	22.13	24.00	13.24	330



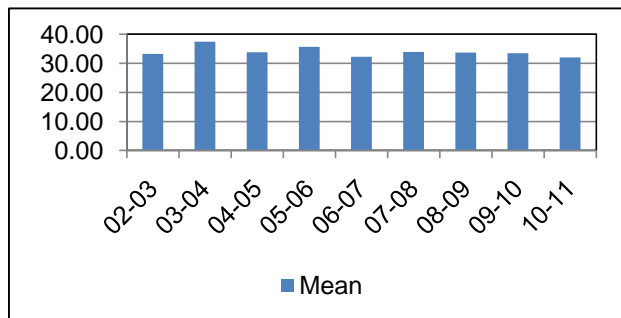
Average Incarceration Length - Theft: \$500 - \$1,000 - Standard Offenders

Fiscal Year	Mean	Median	Standard Deviation	N
02-03	17.45	12.00	5.97	750
03-04	18.28	18.00	5.94	702
04-05	17.45	12.00	6.07	682
05-06	17.72	12.00	6.40	669
06-07	18.05	18.00	6.10	684
07-08	16.99	12.00	5.90	728
08-09	17.55	12.00	7.24	656
09-10	18.99	24.00	7.22	596
10-11	17.14	12.00	5.97	251



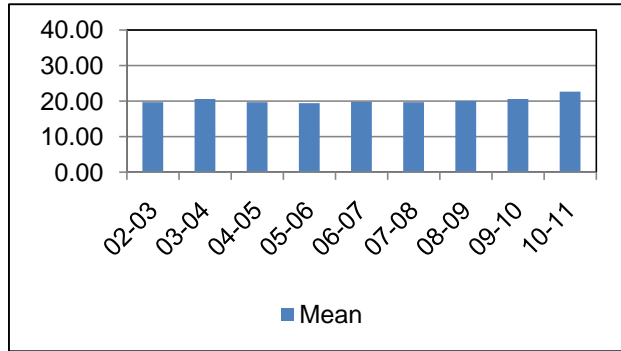
Average Incarceration Length - Theft: \$500 - \$1,000 - Multiple Offenders

Fiscal Year	Mean	Median	Standard Deviation	N
02-03	33.28	36.00	9.15	94
03-04	37.43	36.00	11.41	115
04-05	33.84	36.00	11.07	100
05-06	35.64	36.00	10.66	93
06-07	32.30	24.00	10.04	95
07-08	33.92	31.50	11.47	94
08-09	33.65	36.00	10.38	110
09-10	33.43	36.00	11.13	121
10-11	32.03	24.00	10.58	62



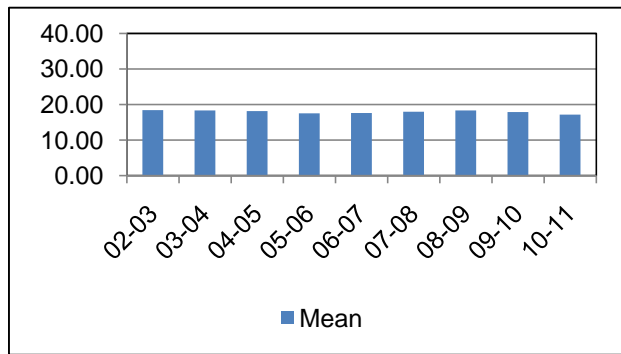
**Average Incarceration Length - Schedule VI Drugs:
Not < 1/2 Ounce - All Offenders**

Fiscal Year	Mean	Median	Standard Deviation	N
02-03	19.69	24.00	7.84	554
03-04	20.63	24.00	9.72	483
04-05	19.69	24.00	9.60	470
05-06	19.45	18.00	9.00	478
06-07	19.77	18.00	10.67	551
07-08	19.72	18.00	9.99	591
08-09	20.04	24.00	8.79	510
09-10	20.63	24.00	10.59	483
10-11	22.69	21.00	13.94	210



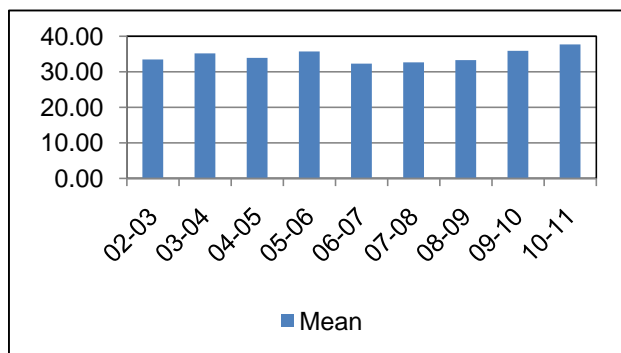
**Average Incarceration Length - Schedule VI Drugs:
Not < 1/2 Ounce - Standard Offenders**

Fiscal Year	Mean	Median	Standard Deviation	N
02-03	18.47	18.00	6.14	510
03-04	18.38	18.00	6.20	429
04-05	18.17	18.00	7.18	430
05-06	17.56	12.00	5.93	432
06-07	17.62	12.00	6.01	500
07-08	18.01	15.00	7.70	529
08-09	18.33	18.00	6.01	458
09-10	17.93	18.00	6.47	417
10-11	17.21	12.00	6.09	164



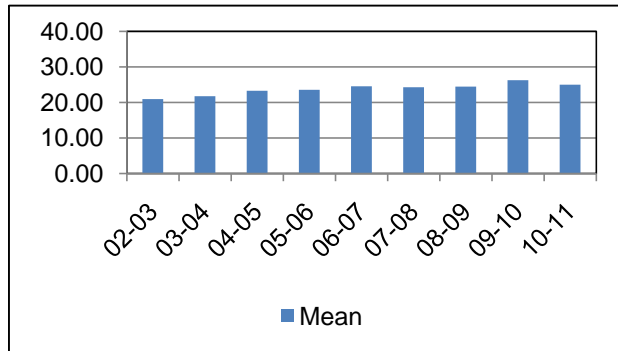
**Average Incarceration Length - Schedule VI Drugs:
Not < 1/2 Ounce - Multiple Offenders**

Fiscal Year	Mean	Median	Standard Deviation	N
02-03	33.48	36.00	8.99	42
03-04	35.21	36.00	9.41	47
04-05	33.94	24.50	13.32	34
05-06	35.71	36.00	9.85	41
06-07	32.30	30.00	10.34	34
07-08	32.70	30.00	11.01	53
08-09	33.27	30.00	10.18	48
09-10	35.90	36.00	11.97	58
10-11	37.72	36.00	10.14	35



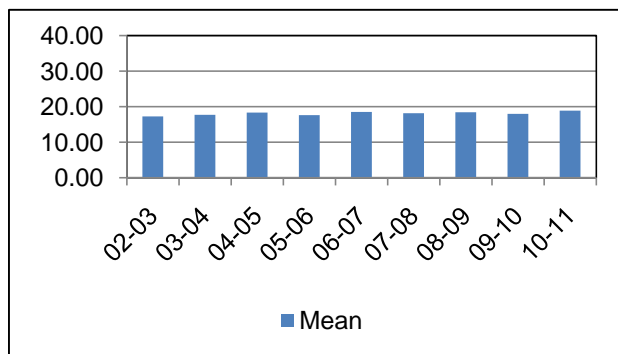
Average Incarceration Length - Habitual Traffic Offender - All Offenders

Fiscal Year	Mean	Median	Standard Deviation	N
02-03	20.98	18.00	10.52	738
03-04	21.78	24.00	10.95	685
04-05	23.31	24.00	12.12	579
05-06	23.57	24.00	12.23	664
06-07	24.55	24.00	13.31	577
07-08	24.28	24.00	13.23	538
08-09	24.52	24.00	12.96	491
09-10	26.27	24.00	15.44	389
10-11	25.05	24.00	12.86	186



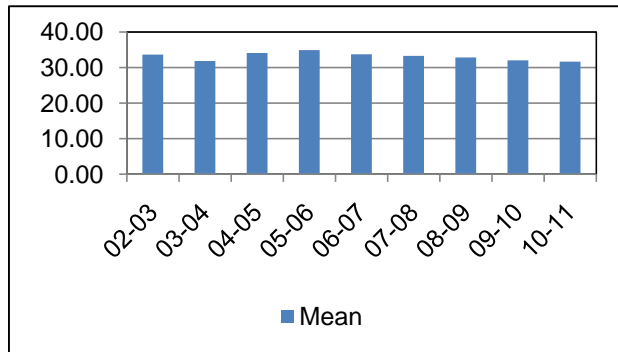
Average Incarceration Length - Habitual Traffic Offender - Standard Offenders

Fiscal Year	Mean	Median	Standard Deviation	N
02-03	17.24	15.00	5.58	592
03-04	17.68	18.00	5.71	527
04-05	18.31	18.00	5.71	437
05-06	17.64	18.00	5.94	459
06-07	18.57	18.00	7.02	398
07-08	18.21	18.00	5.60	378
08-09	18.45	18.00	5.83	335
09-10	18.01	18.00	5.78	243
10-11	18.88	18.00	6.34	120



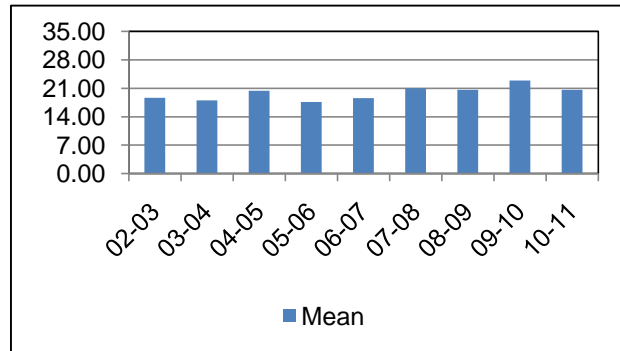
Average Incarceration Length - Habitual Traffic Offender - Multiple Offenders

Fiscal Year	Mean	Median	Standard Deviation	N
02-03	33.69	36.00	9.29	127
03-04	31.90	30.00	8.96	133
04-05	34.16	36.00	9.23	112
05-06	34.93	36.00	9.64	184
06-07	33.75	36.00	9.29	150
07-08	33.27	36.00	9.55	124
08-09	32.88	36.00	8.91	129
09-10	32.02	36.00	8.73	109
10-11	31.72	33.00	8.61	56



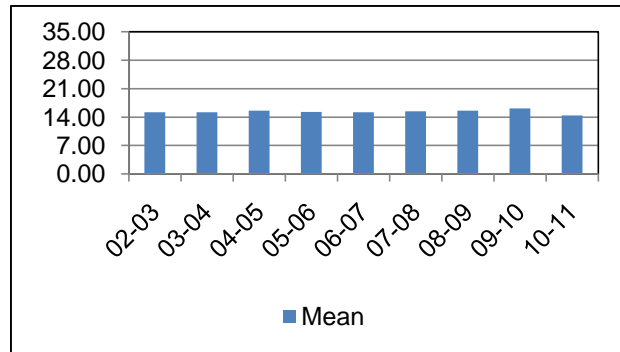
**Average Incarceration Length - Failure to Appear
(Felony) - All Offenders**

Fiscal Year	Mean	Median	Standard Deviation	N
02-03	18.70	12.00	10.53	351
03-04	18.05	12.00	9.90	345
04-05	20.37	12.00	12.92	374
05-06	17.62	12.00	8.95	400
06-07	18.59	12.00	9.98	323
07-08	21.00	12.00	13.12	317
08-09	20.66	12.00	13.82	287
09-10	22.93	18.00	15.43	220
10-11	20.63	12.00	13.15	98



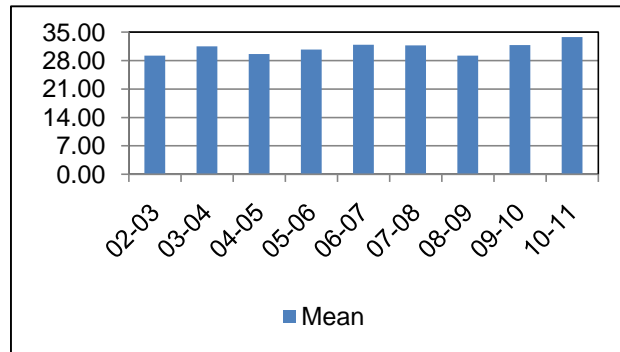
**Average Incarceration Length - Failure to Appear
(Felony) - Standard Offenders**

Fiscal Year	Mean	Median	Standard Deviation	N
02-03	15.15	12.00	5.25	279
03-04	15.15	12.00	5.06	293
04-05	15.58	12.00	5.29	289
05-06	15.30	12.00	5.11	348
06-07	15.19	12.00	5.02	263
07-08	15.43	12.00	5.10	239
08-09	15.60	12.00	5.32	229
09-10	16.10	12.00	5.41	162
10-11	14.42	12.00	4.58	72



**Average Incarceration Length - Failure to Appear
(Felony) - Multiple Offenders**

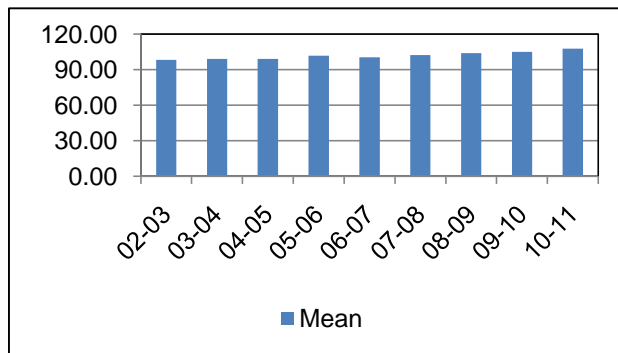
Fiscal Year	Mean	Median	Standard Deviation	N
02-03	29.21	24.00	8.45	61
03-04	31.50	27.00	9.39	40
04-05	29.59	24.00	9.02	66
05-06	30.73	24.00	8.80	49
06-07	31.89	24.00	10.15	57
07-08	31.76	24.00	10.84	58
08-09	29.19	24.00	9.07	37
09-10	31.80	24.00	9.63	40
10-11	33.82	36.00	10.23	22



Average Probation Lengths in Months by Felony Class

Average Probation Length - Felony Class B - All Offenders

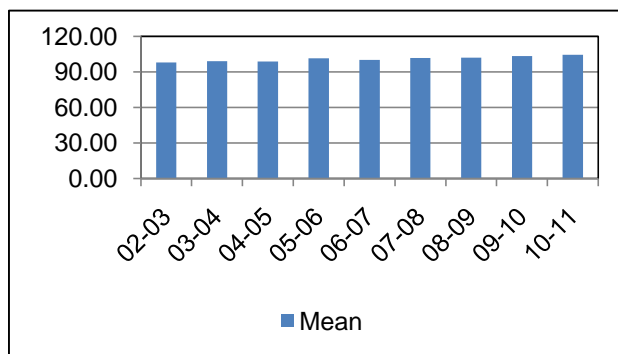
Fiscal Year	Mean	Median	Standard Deviation	N
02-03	98.20	96.00	20.78	306
03-04	99.13	96.00	20.23	366
04-05	99.17	96.00	20.16	402
05-06	101.88	96.00	22.04	547
06-07	100.57	96.00	14.87	710
07-08	102.24	96.00	15.65	705
08-09	104.09	96.00	20.43	742
09-10	105.12	96.00	22.57	830
10-11	107.69	96.00	27.28	442



The table for multiple offenders was not included due to low occurrence frequencies.

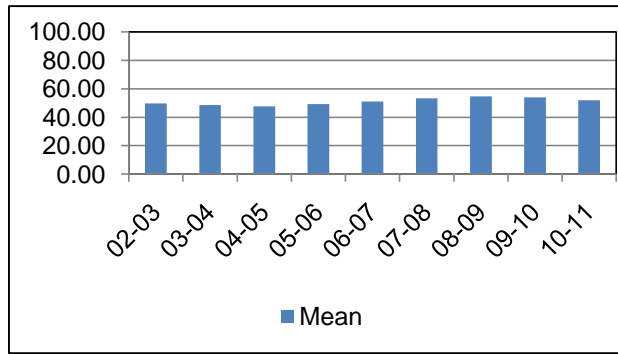
Average Probation Length - Felony Class B - Standard Offenders

Fiscal Year	Mean	Median	Standard Deviation	N
02-03	98.06	96.00	20.60	303
03-04	99.03	96.00	20.18	361
04-05	98.86	96.00	19.29	391
05-06	101.56	96.00	21.66	537
06-07	100.26	96.00	14.20	699
07-08	101.74	96.00	14.90	690
08-09	102.20	96.00	18.40	698
09-10	103.36	96.00	20.13	802
10-11	104.55	96.00	24.00	409



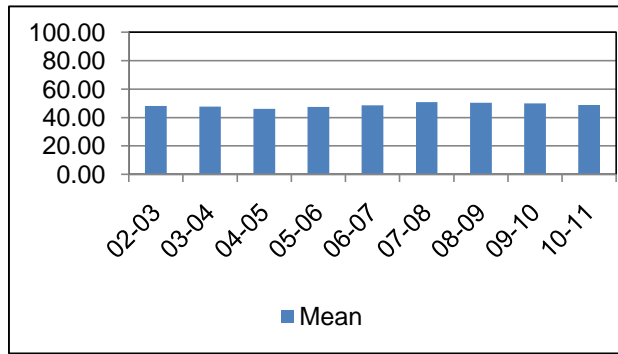
Average Probation Length - Class C - All Offenders

Fiscal Year	Mean	Median	Standard Deviation	N
02-03	49.61	48.00	18.81	1,871
03-04	48.67	48.00	17.58	2,046
04-05	47.72	36.00	17.78	2,087
05-06	49.33	36.00	20.21	2,194
06-07	50.95	48.00	20.36	2,608
07-08	53.35	48.00	25.97	2,720
08-09	54.63	48.00	23.14	2,760
09-10	53.93	48.00	22.16	3,163
10-11	51.88	48.00	19.61	1,838



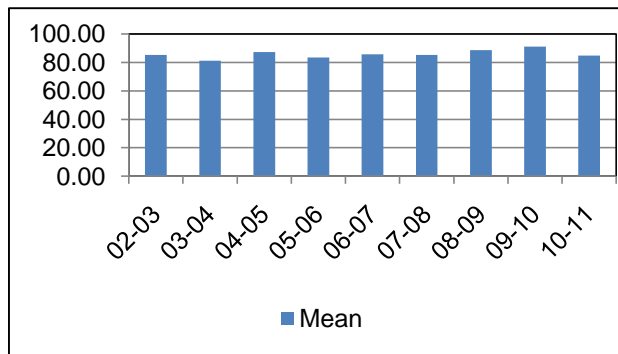
Average Probation Length - Class C - Standard Offenders

Fiscal Year	Mean	Median	Standard Deviation	N
02-03	48.08	48.00	17.29	1,789
03-04	47.61	48.00	16.50	1,969
04-05	46.10	36.00	15.00	1,992
05-06	47.35	36.00	17.81	2,065
06-07	48.67	48.00	17.39	2,462
07-08	50.76	48.00	24.12	2,529
08-09	50.45	48.00	19.02	2,474
09-10	49.94	48.00	17.38	2,876
10-11	48.72	48.00	15.62	1,687



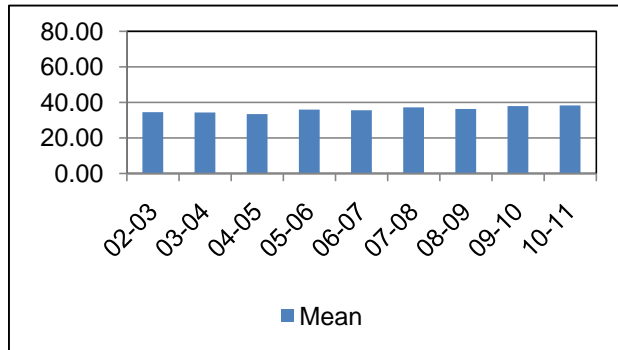
Average Probation Length - Class C - Multiple Offenders

Fiscal Year	Mean	Median	Standard Deviation	N
02-03	85.38	95.93	16.96	78
03-04	81.34	72.00	17.36	65
04-05	87.25	84.00	29.89	81
05-06	83.56	72.00	17.98	106
06-07	85.79	84.00	16.01	111
07-08	85.22	84.00	21.04	159
08-09	88.63	84.00	22.16	252
09-10	91.15	96.00	22.65	257
10-11	84.84	84.00	21.07	135



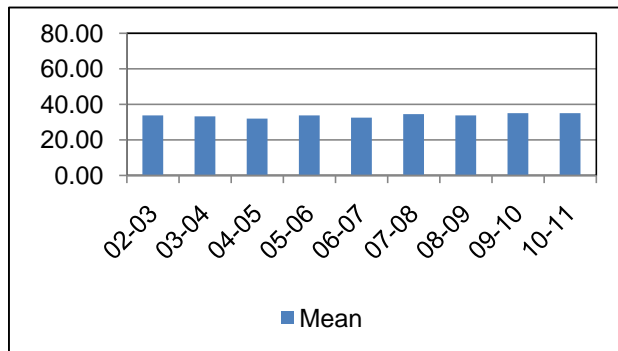
Average Probation Length - Class D - All Offenders

Fiscal Year	Mean	Median	Standard Deviation	N
02-03	34.61	30.00	15.55	2,282
03-04	34.44	30.00	15.04	2,503
04-05	33.52	24.00	16.69	2,748
05-06	35.93	36.00	16.38	2,696
06-07	35.63	30.00	17.37	3,197
07-08	37.33	36.00	18.79	3,460
08-09	36.40	36.00	16.71	3,797
09-10	37.88	36.00	19.43	4,864
10-11	38.26	36.00	17.84	2,446



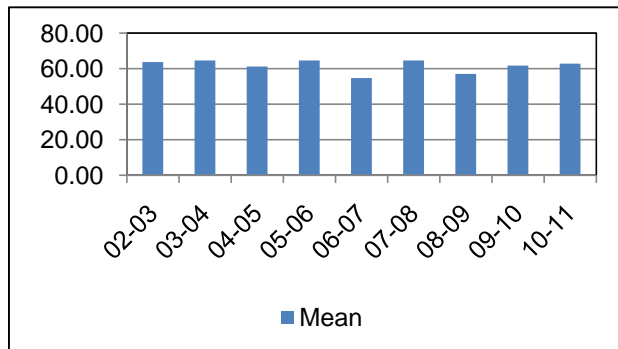
Average Probation Length - Class D - Standard Offenders

Fiscal Year	Mean	Median	Standard Deviation	N
02-03	33.88	24.03	14.69	2,222
03-04	33.30	24.03	13.55	2,410
04-05	32.02	24.00	14.48	2,627
05-06	33.76	30.00	13.14	2,534
06-07	32.53	24.00	12.17	2,895
07-08	34.61	36.00	14.09	3,227
08-09	33.75	30.00	12.73	3,480
09-10	35.02	36.00	15.08	4,504
10-11	35.05	36.00	12.82	2,238



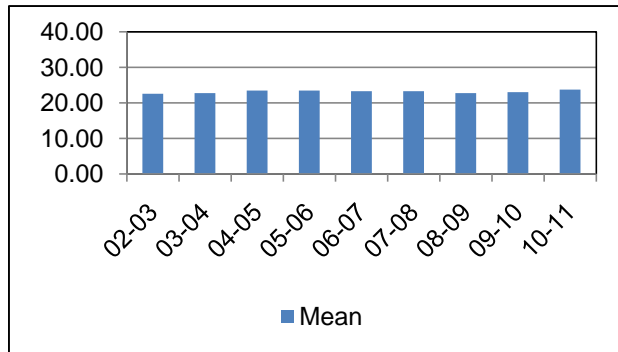
Average Probation Length - Class D - Multiple Offenders

Fiscal Year	Mean	Median	Standard Deviation	N
02-03	63.68	60.00	19.96	57
03-04	64.70	60.00	18.59	87
04-05	61.15	48.00	23.04	104
05-06	64.65	72.00	15.87	144
06-07	54.80	48.00	17.63	241
07-08	64.57	60.00	24.13	179
08-09	56.99	48.00	18.84	253
09-10	61.75	60.00	18.66	275
10-11	62.79	60.00	17.57	155



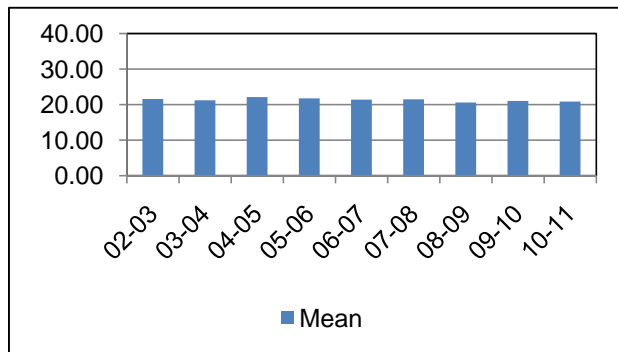
Average Probation Length - Class E - All Offenders

Fiscal Year	Mean	Median	Standard Deviation	N
02-03	22.59	24.00	11.70	3,972
03-04	22.79	24.00	11.96	3,891
04-05	23.53	24.00	15.22	4,451
05-06	23.50	24.00	13.48	4,696
06-07	23.28	24.00	13.40	4,823
07-08	23.29	24.00	13.87	4,889
08-09	22.77	24.00	12.32	5,126
09-10	23.02	24.00	12.18	5,503
10-11	23.75	24.00	12.47	2,999



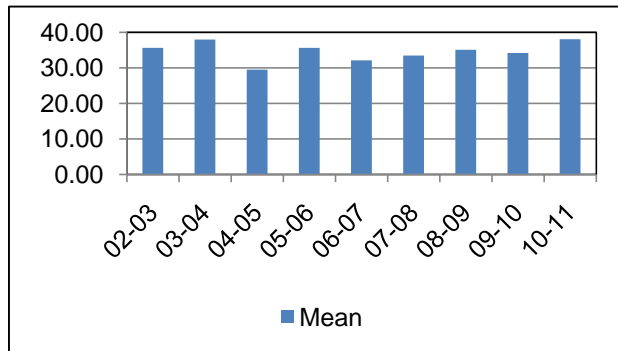
Average Probation Length - Class E - Standard Offenders

Fiscal Year	Mean	Median	Standard Deviation	N
02-03	21.64	24.00	10.66	3,749
03-04	21.21	24.00	10.41	3,569
04-05	22.11	24.00	14.08	4,040
05-06	21.77	24.00	11.23	4,307
06-07	21.46	24.00	11.05	4,420
07-08	21.52	24.00	12.06	4,404
08-09	20.63	24.00	9.52	4,602
09-10	21.07	24.00	10.02	4,937
10-11	20.85	24.00	9.07	2,599



Average Probation Length - Class E - Multiple Offenders

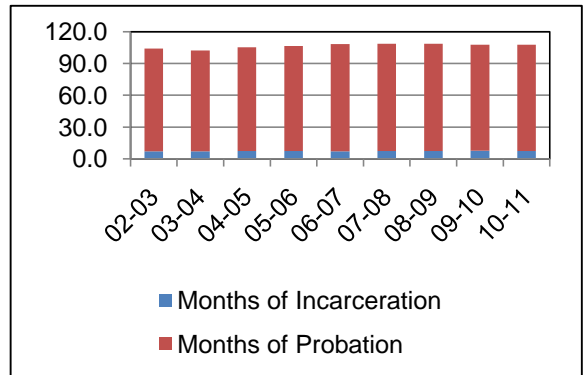
Fiscal Year	Mean	Median	Standard Deviation	N
02-03	35.66	36.00	10.77	206
03-04	37.97	48.00	11.31	269
04-05	29.57	24.00	9.30	329
05-06	35.64	36.00	10.50	303
06-07	32.13	24.00	10.62	318
07-08	33.51	30.00	10.95	381
08-09	35.12	36.00	10.19	409
09-10	34.22	36.00	10.28	446
10-11	38.08	36.00	10.70	333



Average Split Sentence Lengths in Months by Felony Class

Average Sentence Length - Felony Class B - All Offenders

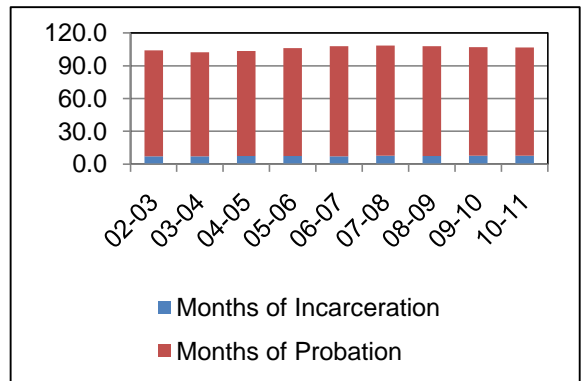
Fiscal Year	Months of Incarceration			N	Months of Probation		
	Mean	Median	Standard Deviation		Mean	Median	Standard Deviation
02-03	7.2	6.0	4.3	236	96.8	96.0	20.7
03-04	7.1	6.0	4.3	278	95.1	96.0	22.6
04-05	7.4	6.0	5.8	295	97.9	96.0	28.1
05-06	7.5	6.6	4.2	440	98.9	96.0	26.6
06-07	7.1	6.0	4.6	579	101.2	96.0	26.9
07-08	7.6	6.5	4.2	595	101.1	96.0	24.7
08-09	7.5	6.0	4.1	486	101.1	96.0	17.0
09-10	7.8	6.6	4.0	521	99.9	96.0	18.8
10-11	7.6	6.0	4.1	372	100.1	96.0	19.9



The table for multiple offenders was not included due to low occurrence frequencies.

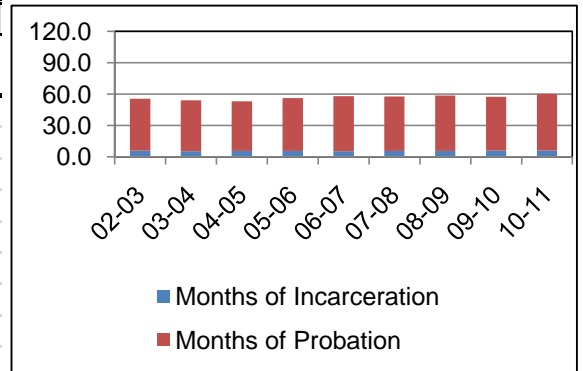
Average Sentence Length - Felony Class B - Standard Offenders

Fiscal Year	Months of Incarceration			N	Months of Probation		
	Mean	Median	Standard Deviation		Mean	Median	Standard Deviation
02-03	7.2	6.0	4.3	233	97.0	96.0	20.8
03-04	7.2	6.0	4.3	275	95.2	96.0	22.7
04-05	7.5	6.1	5.8	285	96.1	96.0	22.3
05-06	7.4	6.6	4.2	434	98.8	96.0	26.7
06-07	7.0	6.0	4.2	567	101.0	96.0	26.8
07-08	7.6	6.0	4.2	583	100.9	96.0	24.3
08-09	7.5	6.0	4.1	476	100.6	96.0	15.6
09-10	7.8	6.8	4.0	510	99.2	96.0	17.8
10-11	7.6	6.0	4.2	362	99.1	96.0	19.0



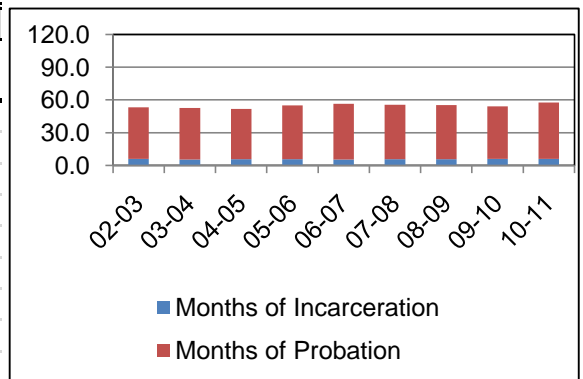
Average Sentence Length - Class C - All Offenders

Fiscal Year	Months of Incarceration			N	Months of Probation		
	Mean	Median	Standard Deviation		Mean	Median	Standard Deviation
02-03	6.2	6.0	6.8	948	49.6	46.0	21.2
03-04	5.6	5.0	3.8	1,021	48.6	48.0	17.7
04-05	5.7	5.0	3.9	1,115	47.5	45.0	18.4
05-06	5.8	5.0	4.1	1,187	50.5	48.0	19.3
06-07	5.6	4.9	4.1	1,349	52.4	48.0	21.7
07-08	5.8	5.0	4.1	1,395	52.1	48.0	23.4
08-09	5.9	5.6	4.2	1,542	52.8	48.0	21.5
09-10	6.1	5.9	4.1	1,817	51.4	48.0	20.7
10-11	6.1	5.9	4.1	928	54.1	48.0	21.8



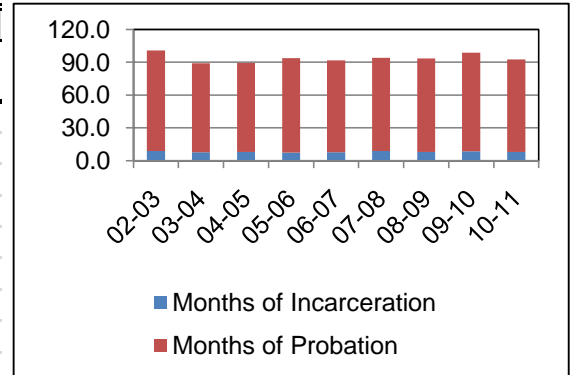
Average Sentence Length - Class C - Standard Offenders

Fiscal Year	Months of Incarceration			N	Months of Probation		
	Mean	Median	Standard Deviation		Mean	Median	Standard Deviation
02-03	6.0	5.9	6.9	894	47.1	44.0	18.2
03-04	5.5	4.9	3.8	982	47.1	47.4	16.0
04-05	5.6	5.0	3.9	1,073	46.0	42.2	16.1
05-06	5.8	4.9	4.1	1,140	49.1	48.0	17.5
06-07	5.5	4.0	4.1	1,287	50.8	48.0	20.4
07-08	5.6	4.2	4.0	1,310	49.9	48.0	21.6
08-09	5.7	4.9	4.0	1,398	49.5	48.0	18.4
09-10	6.0	5.9	4.0	1,681	48.3	48.0	16.9
10-11	5.9	5.9	4.1	854	51.5	48.0	19.8



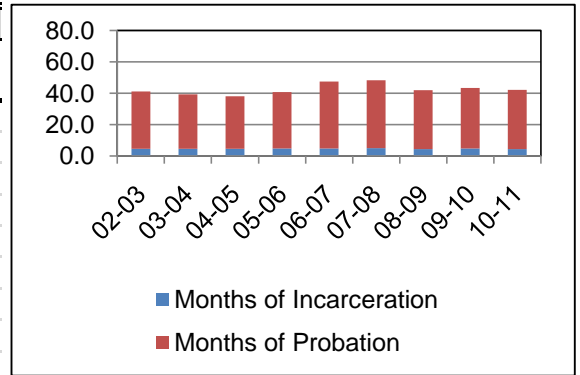
Average Sentence Length - Class C - Multiple Offenders

Fiscal Year	Months of Incarceration			N	Months of Probation		
	Mean	Median	Standard Deviation		Mean	Median	Standard Deviation
02-03	8.8	12.0	4.1	49	91.9	95.7	23.5
03-04	7.6	6.0	4.0	34	81.5	84.0	14.3
04-05	8.0	7.6	3.8	38	81.4	79.0	20.1
05-06	7.2	7.0	4.4	38	86.6	84.0	25.2
06-07	7.7	6.8	4.1	56	84.0	72.0	18.8
07-08	8.8	12.0	4.5	72	85.4	84.0	18.1
08-09	7.8	6.0	4.8	129	85.7	84.0	20.4
09-10	8.4	9.6	4.1	122	90.3	87.0	23.3
10-11	8.0	8.7	4.2	68	84.6	84.0	19.0



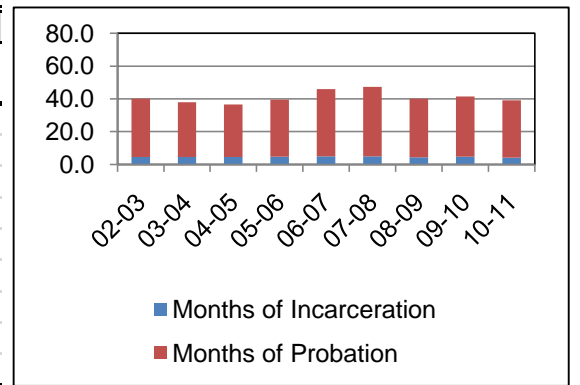
Average Sentence Length - Class D - All Offenders

Fiscal Year	Months of Incarceration			N	Months of Probation		
	Mean	Median	Standard Deviation		Mean	Median	Standard Deviation
02-03	4.6	3.6	3.4	809	36.5	35.0	18.0
03-04	4.7	3.5	3.6	978	34.6	35.0	15.0
04-05	4.6	3.8	3.3	965	33.4	30.0	14.5
05-06	4.9	3.7	3.8	1,072	35.8	35.2	18.0
06-07	4.9	3.9	3.8	1,383	42.6	36.0	28.0
07-08	5.0	3.7	4.1	1,627	43.4	36.0	32.2
08-09	4.5	3.0	3.6	1,826	37.4	36.0	18.2
09-10	4.9	3.9	4.0	2,018	38.4	36.0	22.5
10-11	4.4	3.4	3.5	989	37.7	36.0	17.2



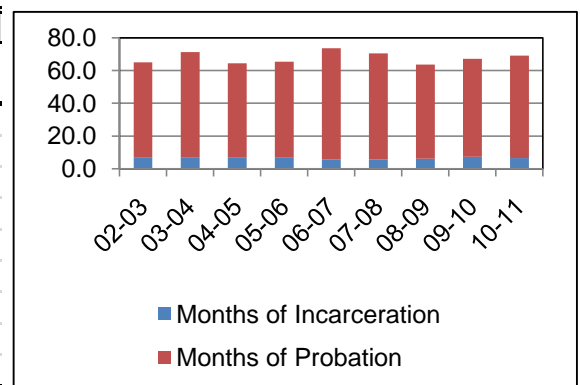
Average Sentence Length - Class D - Standard Offenders

Fiscal Year	Months of Incarceration			N	Months of Probation		
	Mean	Median	Standard Deviation		Mean	Median	Standard Deviation
02-03	4.5	3.3	3.3	770	35.5	34.0	17.4
03-04	4.6	3.3	3.6	935	33.4	34.0	13.4
04-05	4.5	3.6	3.3	919	32.1	28.8	12.9
05-06	4.8	3.4	3.7	1,034	34.8	34.0	16.9
06-07	4.9	3.9	3.7	1,306	41.0	36.0	27.5
07-08	4.9	3.5	4.0	1,557	42.4	36.0	31.2
08-09	4.3	3.0	3.5	1,720	35.8	36.0	16.3
09-10	4.8	3.9	3.9	1,907	36.7	36.0	20.8
10-11	4.2	3.3	3.3	898	34.9	36.0	13.9



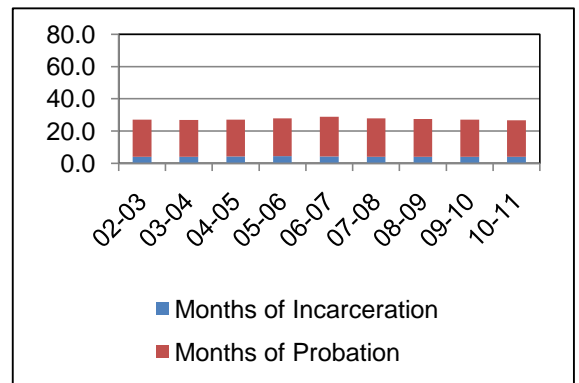
Average Sentence Length - Class D - Multiple Offenders

Fiscal Year	Months of Incarceration			N	Months of Probation		
	Mean	Median	Standard Deviation		Mean	Median	Standard Deviation
02-03	6.7	6.0	4.1	34	58.3	57.0	15.6
03-04	6.8	6.0	4.0	39	64.5	60.0	17.4
04-05	6.7	5.9	4.1	40	57.6	60.0	15.2
05-06	6.8	6.0	4.6	34	58.6	48.0	18.7
06-07	5.8	4.5	4.5	72	67.8	69.2	22.0
07-08	5.8	4.0	4.6	63	64.7	59.3	44.5
08-09	6.1	6.0	3.8	84	57.5	48.0	18.7
09-10	7.3	6.0	4.1	91	60.0	54.0	22.2
10-11	6.5	5.9	3.9	84	62.5	60.0	18.1



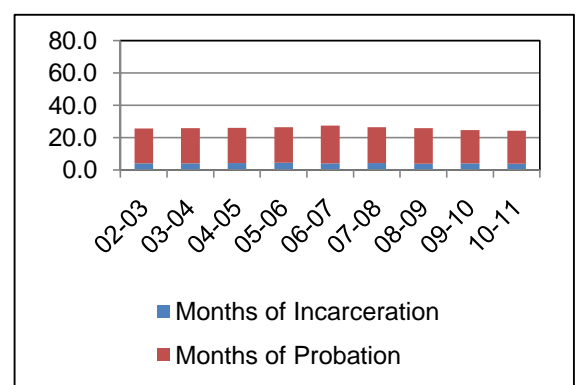
Average Sentence Length - Class E - All Offenders

Fiscal Year	Months of Incarceration			N	Months of Probation		
	Mean	Median	Standard Deviation		Mean	Median	Standard Deviation
02-03	4.1	3.9	2.6	1,489	22.9	22.0	14.3
03-04	4.2	4.0	2.9	1,457	22.7	22.0	13.6
04-05	4.3	4.0	2.7	1,518	22.9	22.5	13.7
05-06	4.6	3.9	3.4	1,965	23.2	24.0	15.5
06-07	4.2	3.1	3.3	2,222	24.6	24.0	17.7
07-08	4.2	3.0	3.4	2,138	23.7	23.0	15.2
08-09	4.0	3.0	3.1	2,467	23.4	23.8	13.3
09-10	4.1	3.0	3.2	2,246	23.0	23.0	14.5
10-11	4.0	3.3	2.8	1,115	22.6	22.8	12.7



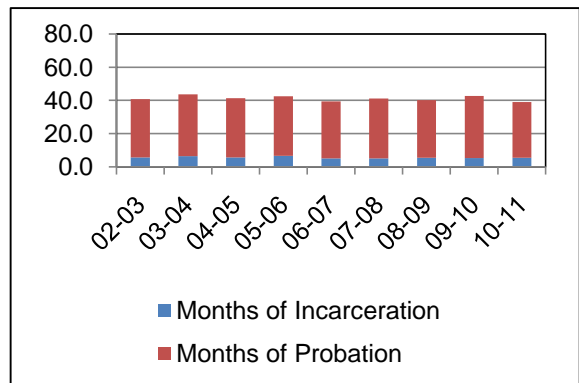
Average Sentence Length - Class E - Standard Offenders

Fiscal Year	Months of Incarceration			N	Months of Probation		
	Mean	Median	Standard Deviation		Mean	Median	Standard Deviation
02-03	4.0	3.8	2.6	1,378	21.7	22.0	13.7
03-04	4.1	3.9	2.7	1,376	21.7	21.0	13.1
04-05	4.2	4.0	2.6	1,410	21.7	21.0	13.0
05-06	4.4	3.3	3.3	1,801	22.0	22.5	13.6
06-07	4.1	3.0	3.2	2,018	23.3	23.5	17.4
07-08	4.1	3.0	3.3	1,970	22.3	22.0	14.2
08-09	3.9	3.0	3.0	2,240	21.8	23.0	11.9
09-10	3.9	3.0	3.1	1,997	20.7	22.0	12.5
10-11	3.8	3.0	2.7	959	20.3	21.0	11.0



Average Sentence Length - Class E - Multiple Offenders

Fiscal Year	Months of Incarceration			N	Months of Probation		
	Mean	Median	Standard Deviation		Mean	Median	Standard Deviation
02-03	5.6	6.0	2.6	93	35.2	36.0	7.8
03-04	6.4	6.0	3.9	76	37.3	36.0	10.8
04-05	5.6	6.0	3.1	96	35.6	36.0	12.9
05-06	6.6	5.0	3.9	153	35.9	33.0	25.2
06-07	5.1	4.9	3.3	172	34.4	33.0	14.5
07-08	5.0	4.0	3.7	131	36.1	36.0	14.0
08-09	5.5	4.9	3.6	187	34.8	36.0	13.3
09-10	5.3	4.9	3.6	197	37.4	36.0	14.6
10-11	5.5	4.9	3.3	137	33.4	36.0	9.8



One offender Forgery-up to \$1,000 case was removed from 2009-2010 because of an inordinately high sentence of 10 years.