

2008

State of Tennessee

Annual Juvenile Court Statistical Report

Bedford County Breakdown

TABLE OF CONTENTS

Report Numbers Listed Below are shown at the Bottom of each Report, followed by the Report Page Number

	Report Number
Juvenile Court Referral Process	
Chart – The Juvenile Court Referral Process	1
Chart – Delinquent, Dependent/Neglect/Abuse, and Status/Unruly Referrals	2
Chart – Referrals by Type of Offense	3
Chart – Referrals for Status/Unruly Offenses	4
Children and Referral Counts by Race and Sex	
Table – Children with Delinquent Referrals by Race and Sex	5
Table – Children with Status/Unruly Referrals by Race and Sex	5
Table – Children with Dependency/Neglect/Abuse Allegations by Race and Sex	5
Table – Referrals Delinquent Referrals by Race and Sex	6
Table – Referrals Status/Unruly Referrals by Race and Sex	6
Table – Referrals Dependency/Neglect/Abuse Allegations by Race and Sex	6
Table/Chart – Referrals by Age Group, Race and Sex	7
Table/Chart – Children Referred by Age, Race and Sex	8
Table/Chart – Children Referred by Race and Sex	9
Table/Chart – Children of Hispanic Origin by Race and Sex	10
Table – Referrals by Type of Offense, Age Group, Race and Sex	11
Living Arrangement of the Child at Time of Referral	
Table/Chart – Living Arrangement at Time of Referral by Race and Sex	12
School Status of Individual Children at Time of Referral to Juvenile Court	
Table – Last Grade Completed by Children by Race and Sex	13
Table – Children Enrolled in School	13
Table – Children Enrolled in Special Education	13
Referral Information by Race, Sex and Class of Referral/Offense	
Table/Chart – Class of Referrals by Race and Sex	14
Table - Referrals by Class and Type of Offense by Race and Sex	15
Referral Reasons by Type, Race and Sex	
Table – Referral Reasons by Type of Offense, Race and Sex	16
Table – Top 4 Referral Reasons by Sex and Race	17
Table – Top 4 Referral Reasons by Sex, Race and Type of Offense	18
Source of Referrals to the Juvenile Court	
Table – Source of Referrals by Race and Sex	19
Table – Six Most Frequent Referral Reasons by Source, Race and Sex	20
Table – Source of Referrals by Type of Offense, Race and Sex	21
Children Referred with Weapons Charges	
Table/Chart – Children Referred for Unlawful Carrying/Possession of a Weapon by Age, Race and Sex	22
Table/Chart – Children Referred for Carrying Weapons on School Property	23
Intake Actions at Referral	
Table/Chart – Intake Actions at Referral by Race and Sex	24
Table/Chart – Intake Actions of Referrals by Class of Offense, Race and Sex	25

TABLE OF CONTENTS


Report Numbers Listed Below are shown at the Bottom of each Report, followed by the Report Page Number

	Report Number
Detention Statistics at Referral	
Table – Detention Statistics at Referral by Individual Child by Race and Sex	26
Table – Detention Statistics at Referral by Individual Case	26
Table – Placement After Secure Detention Hearing by Individual Child by Race and Sex	27
Table – Placement After Secure Detention Hearing by Individual Case	27
Dispositional Procedures	
Table – Procedures used to Dispose or Adjust All Referrals	28
Table – Referrals Disposed by Formal Adjudicatory Proceedings	28
Table – Referrals Disposed by Other Actions	28
Formal and Informal Actions	
Table/Chart – Formal and Informal Actions by Race and Sex	29
Table – Formal and Informal Actions by Type of Offense, Race and Sex	30
Table – Formal and Informal Actions by Class of Referral, Race and Sex	31
Children Transferred to Adult Court	
Table/Chart – Children Transferred to Adult Court by Age, Race and Sex	32
Outcomes by Type of Disposition	
Table – Outcomes by Type of Disposition, Race and Sex	33
Juvenile Court Referrals Disposed County-Wide Based on Number of Referrals	
Table/Chart – Breakdown of Referrals by Court Personnel Executing the Action	34

**TENNESSEE COUNCIL OF JUVENILE AND FAMILY COURT JUDGES
2008 BEDFORD COUNTY JUVENILE COURT STATISTICAL DATA**

The Juvenile Court Referral Process for CY 2008

Delinquent 429	Status 125	Dependency and Neglect 0	Other Violations 0	Special Proceedings 0	Parentage 0	Other 30
--------------------------	----------------------	------------------------------------	------------------------------	---------------------------------	-----------------------	--------------------



Parents, Victims, School, Relatives, State Dept, etc.
182

Law Enforcement
402

Pretrial Diversion, Informal Adjustment
4

Court Actions
584

Transfer to Adult Court Hearing
0

Charges Cleared By Transfer to Adult Court
2

Special Proceeding
0

Review Concluded
0

Case Held Open
141

Other
1

Formal Adjudications
436

Juvenile Court System Outcomes / Dispositions
509

Formal
140

General
336

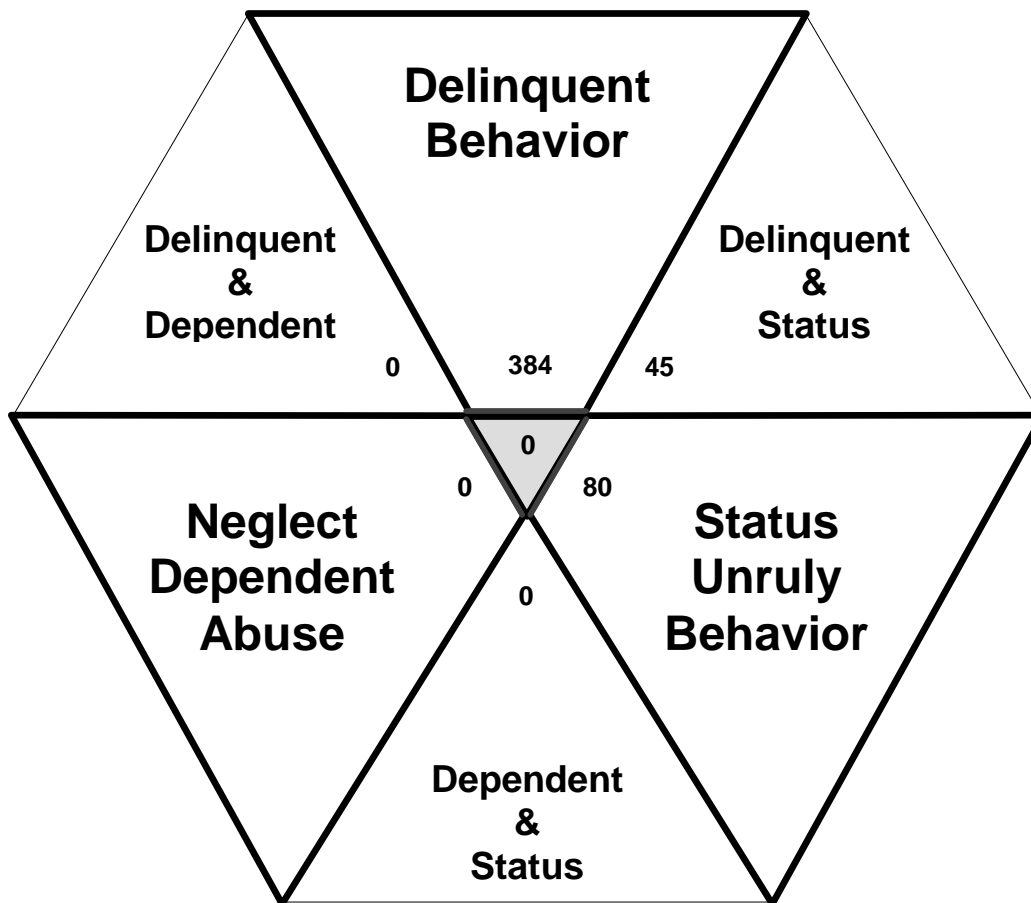
Special Proceedings
5

Other
28

**TENNESSEE COUNCIL OF JUVENILE AND FAMILY COURT JUDGES
2008 BEDFORD COUNTY JUVENILE COURT STATISTICAL DATA**

Delinquent, Dependent/Neglect/Abuse, and Status/Unruly Referrals for CY 2008

Total = 509



The remaining referrals are for:
Custody, Visitation, Paternity/Legitimation, Child Support,
Special Procedures and Other Referrals

Each child may be counted
in more than one category

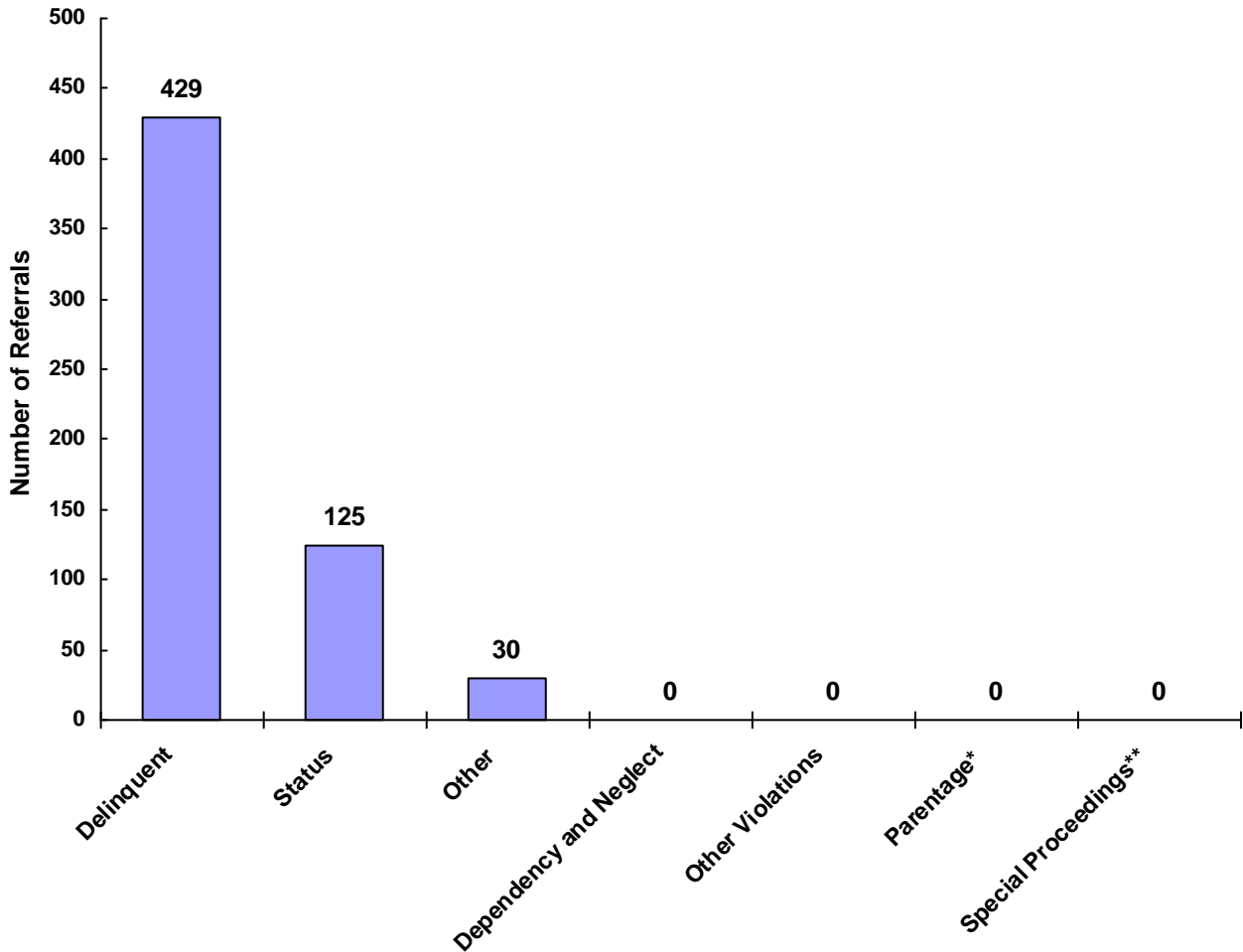
Total number of individual children for ALL referrals
disposed by juvenile courts during CY 2008 equals 306

Children can have referrals in multiple categories. The drawing above shows that in the year 2008 there were 384 referrals to Bedford County Juvenile Court for children with only delinquent offenses, 80 for those with only status/unruly behavior, and 0 for children with neglect, dependent or abuse referrals during the calendar year. There were 45 referrals for children that had a delinquent AND a status/unruly referral. There were 0 referrals for children with both delinquent behavior AND a neglect, dependent or abuse allegation. There were 0 referrals for children that had both a status/unruly referral AND a neglect, dependent or abuse allegation. Also, there were 0 referrals for children that had a delinquent referral, a status/unruly referral AND a neglect, dependent or abuse allegation.

TENNESSEE COUNCIL OF JUVENILE AND FAMILY COURT JUDGES
2008 BEDFORD COUNTY JUVENILE COURT STATISTICAL DATA

Referrals by Type of Offense in CY 2008

Total Referrals = 584



* Parentage includes: Custody, Visitation, Paternity/Legitimation and Child Support

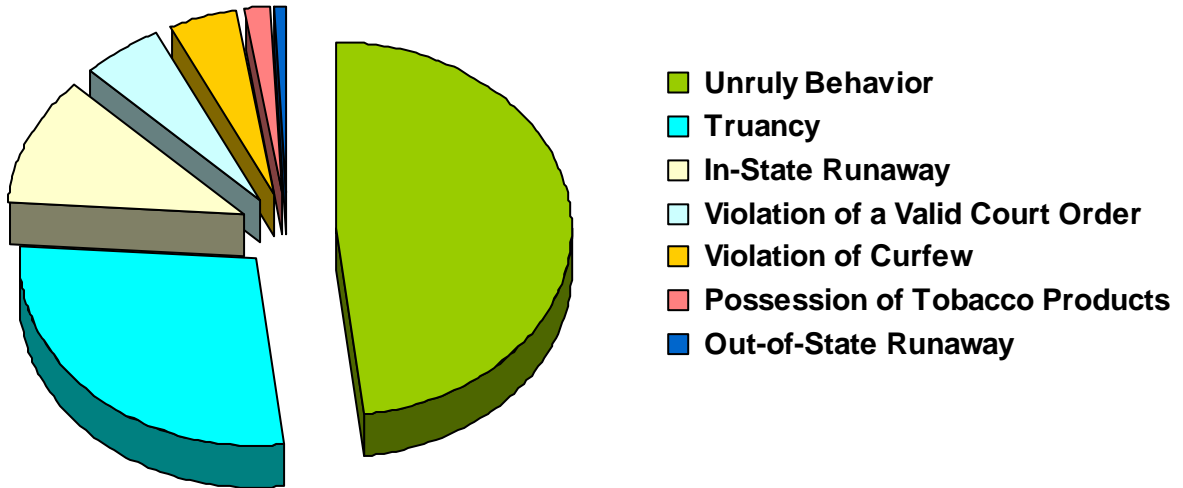
**Special Proceedings include: Judicial Review, Administrative Review, Foster Care Review, Request for Medical Treatment and Consent to Marry

Information from the Juvenile Court represents a total of 306 children and 386 cases that were reported to the TCJFCJ.

A Status offense is an offense committed by a child that if committed by an adult, would not be considered an offense or unlawful act. An example of this is smoking when not legally an adult.

**TENNESSEE COUNCIL OF JUVENILE AND FAMILY COURT JUDGES
2008 BEDFORD COUNTY JUVENILE COURT STATISTICAL DATA**

**Referrals for Status/Unruly Offenses in CY 2008
Total Status/Unruly Referrals = 125**



Referral Reason	Count	Percent
Unruly Behavior	60	48.00%
Truancy	35	28.00%
In-State Runaway	14	11.20%
Violation of a Valid Court Order	7	5.60%
Violation of Curfew	6	4.80%
Possession of Tobacco Products	2	1.60%
Out-of-State Runaway	1	0.80%
Total	125	

**TENNESSEE COUNCIL OF JUVENILE AND FAMILY COURT JUDGES
2008 BEDFORD COUNTY JUVENILE COURT STATISTICAL DATA**

Children* with Delinquent Referrals by Race and Sex for CY 2008

	White	African American	Native American	Asian	Mixed Race	Unknown Race	Total
Male	126	17	0	0	3	1	147
Female	73	12	0	0	1	3	89
Unknown Sex	0	0	0	0	0	0	
Totals	199	29	0	0	4	4	236

Children* with Status/Unruly Referrals by Race and Sex for CY 2008

	White	African American	Native American	Asian	Mixed Race	Unknown Race	Total
Male	58	2	0	0	1	3	64
Female	37	5	0	0	0	3	45
Unknown Sex	0	0	0	0	0	0	
Totals	95	7	0	0	1	6	109

Children* with Dependency/Neglect/Abuse Allegations by Race and Sex for CY 2008

	White	African American	Native American	Asian	Mixed Race	Unknown Race	Total
Male	0	0	0	0	0	0	
Female	0	0	0	0	0	0	
Unknown Sex	0	0	0	0	0	0	
Totals	0	0	0	0	0	0	

* A child may be counted in more than one category

**TENNESSEE COUNCIL OF JUVENILE AND FAMILY COURT JUDGES
2008 BEDFORD COUNTY JUVENILE COURT STATISTICAL DATA**

Delinquent Referrals by Race and Sex for CY 2008

	White	African American	Native American	Asian	Mixed Race	Unknown Race	Total
Male	246	29	0	0	7	3	285
Female	120	19	0	0	2	3	144
Unknown Sex	0	0	0	0	0	0	0
Totals	366	48	0	0	9	6	429

Status/Unruly Referrals by Race and Sex for CY 2008

	White	African American	Native American	Asian	Mixed Race	Unknown Race	Total
Male	66	2	0	0	1	3	72
Female	44	6	0	0	0	3	53
Unknown Sex	0	0	0	0	0	0	0
Totals	110	8	0	0	1	6	125

Dependency/Neglect/Abuse Allegations by Race and Sex for CY 2008

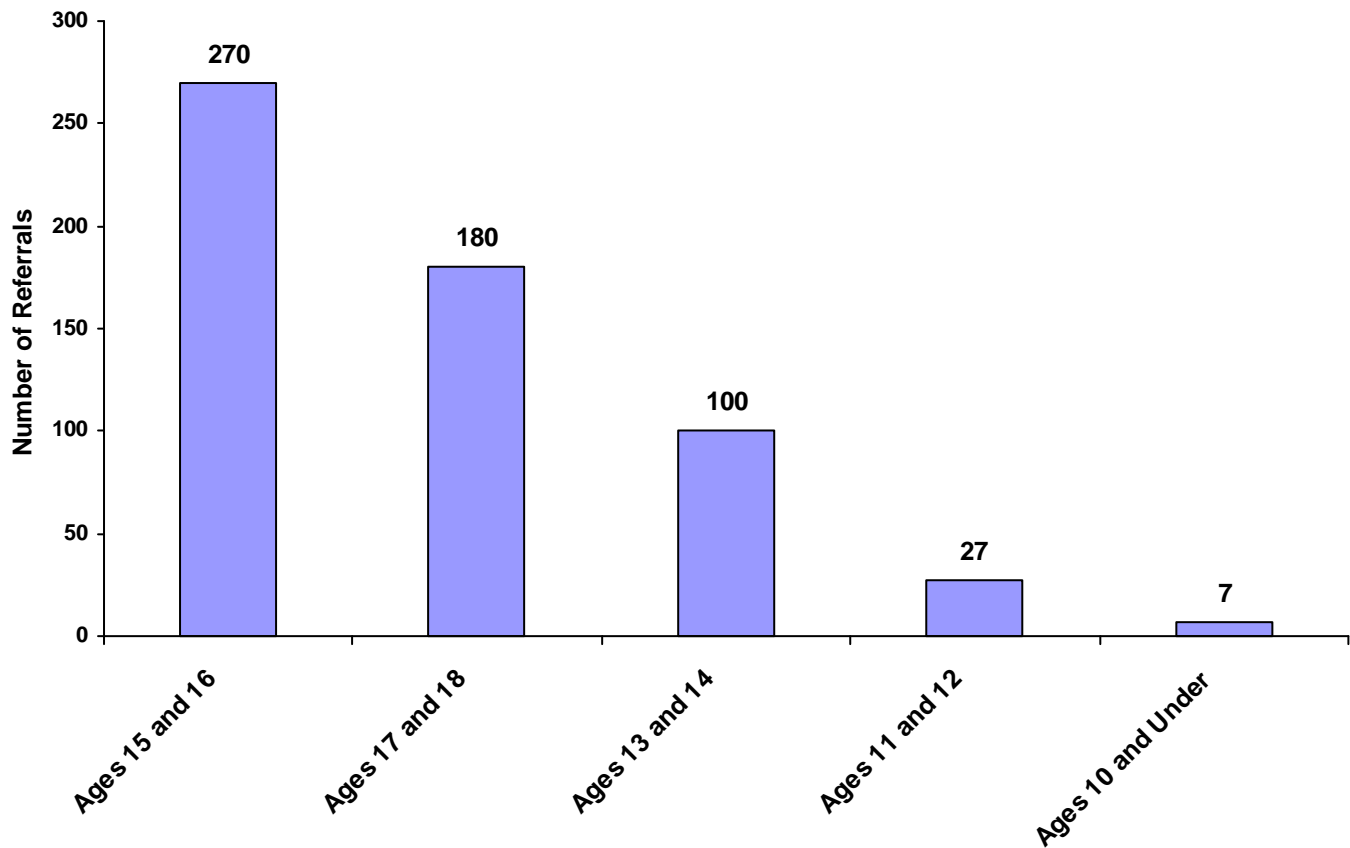
	White	African American	Native American	Asian	Mixed Race	Unknown Race	Total
Male	0	0	0	0	0	0	0
Female	0	0	0	0	0	0	0
Unknown Sex	0	0	0	0	0	0	0
Totals	0	0	0	0	0	0	0

**TENNESSEE COUNCIL OF JUVENILE AND FAMILY COURT JUDGES
2008 BEDFORD COUNTY JUVENILE COURT STATISTICAL DATA**

Referrals by Age Group, Race and Sex for CY 2008

	White Male	African American Male	Other Race Male	White Female	African American Female	Other Race Female	Unknown Race or Sex	Total	% of Total Referrals
Birth through Age 10	5	0	0	2	0	0	0	7	1.20%
Ages 11 and 12	16	1	0	8	1	0	1	27	4.62%
Ages 13 and 14	65	4	3	21	7	0	0	100	17.12%
Ages 15 and 16	149	17	2	83	11	0	8	270	46.23%
Ages 17 and 18	90	11	3	61	10	2	3	180	30.82%
All Age Group Totals	325	33	8	175	29	2	12	584	

Total Referrals by Age Group

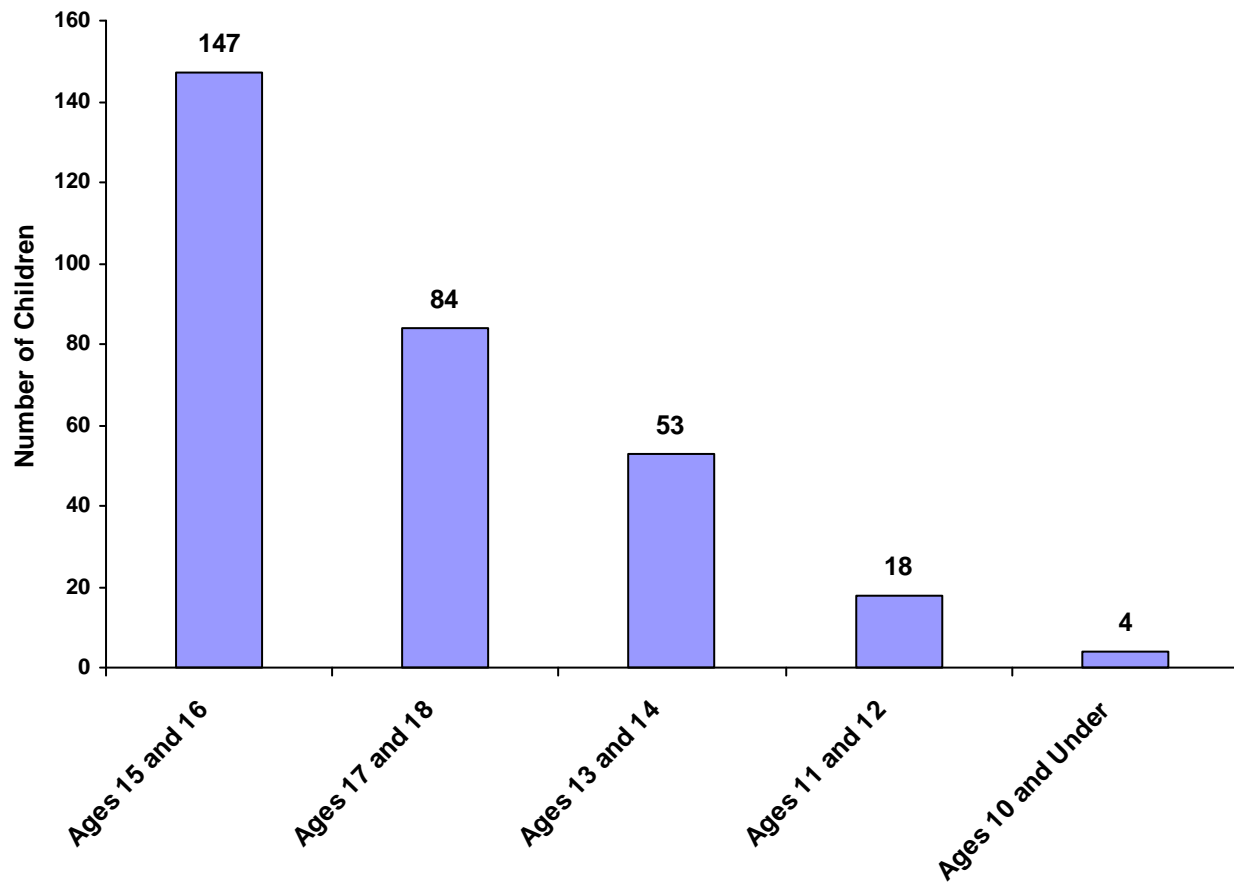


**TENNESSEE COUNCIL OF JUVENILE AND FAMILY COURT JUDGES
2008 BEDFORD COUNTY JUVENILE COURT STATISTICAL DATA**

Children Referred by Age Group, Race and Sex for CY 2008

	White Male	African American Male	Other Race Male	White Female	African American Female	Other Race Female	Unknown Race or Sex	Total	% of All Children Referred
Ages 10 and Under	2	0	0	2	0	0	0	4	1.31%
Ages 11 through 12	10	1	0	5	1	0	1	18	5.88%
Ages 13 through 14	30	4	1	16	2	0	0	53	17.32%
Ages 15 through 16	78	7	1	49	6	0	6	147	48.04%
Ages 17 through 18	39	8	1	30	4	1	1	84	27.45%
Ages 19 and Over	0	0	0	0	0	0	0	0	0.00%
Total	159	20	3	102	13	1	8	306	

Total Children by Age Group

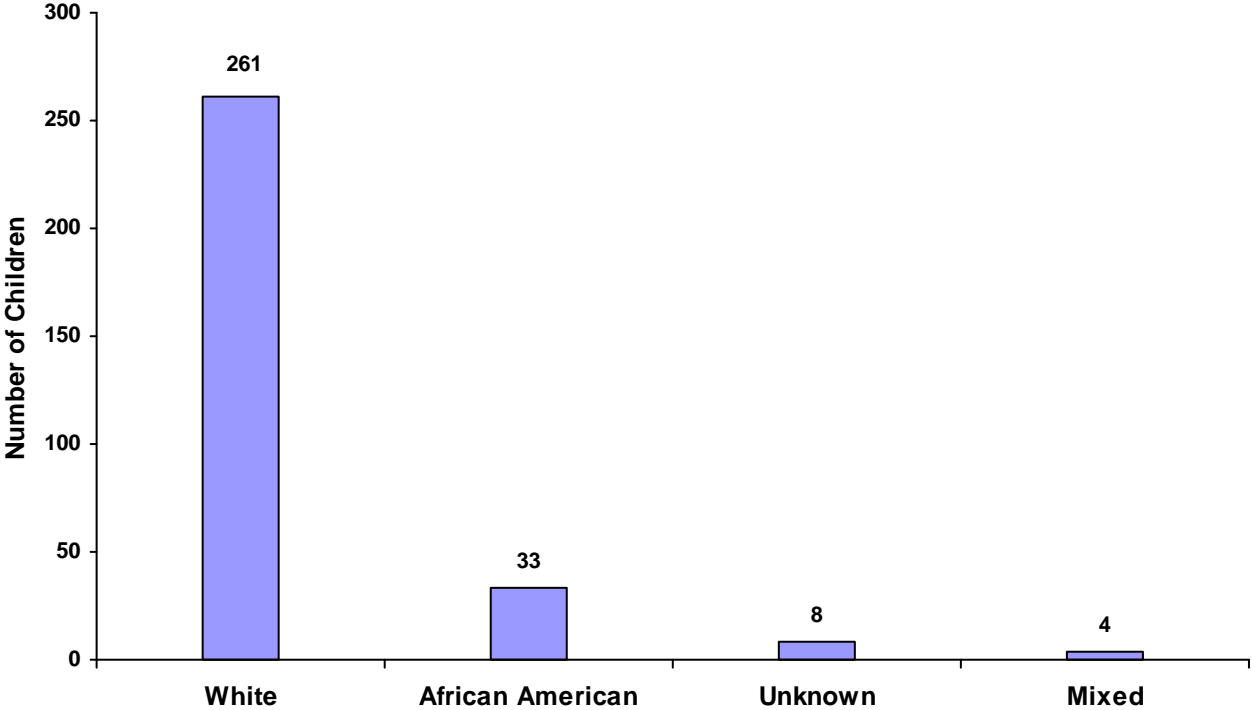


**TENNESSEE COUNCIL OF JUVENILE AND FAMILY COURT JUDGES
2008 BEDFORD COUNTY JUVENILE COURT STATISTICAL DATA**

Children Referred by Race and Sex for CY 2008

Race	Male	Female	Unknown	Total
White	159	102	0	261
African American	20	13	0	33
Native American	0	0	0	0
Asian	0	0	0	0
Mixed	3	1	0	4
Unknown	4	4	0	8
Total	186	120	0	306

Total Children by Race

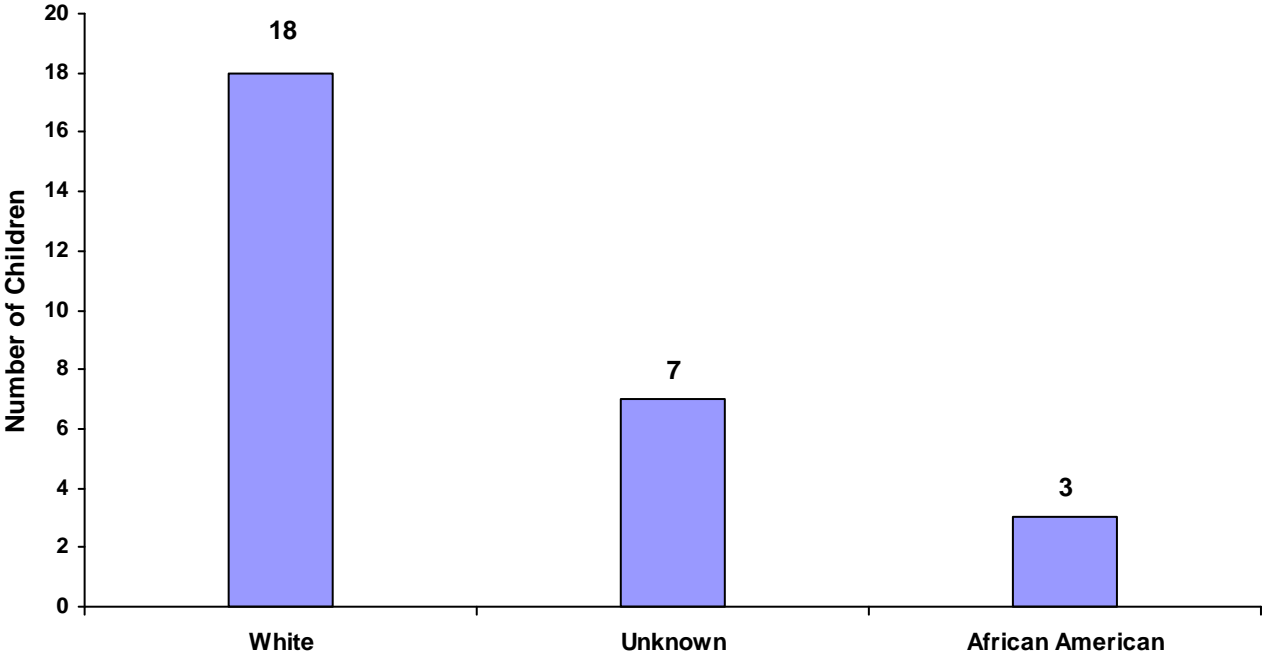


**TENNESSEE COUNCIL OF JUVENILE AND FAMILY COURT JUDGES
2008 BEDFORD COUNTY JUVENILE COURT STATISTICAL DATA**

Children of Hispanic Origin by Race and Sex for CY 2008

Race	Male	Female	Unknown	Total
White	12	6	0	18
African American	3	0	0	3
Native American	0	0	0	0
Asian	0	0	0	0
Mixed	0	0	0	0
Unknown	4	3	0	7
Total	19	9	0	28

Total Children of Hispanic Origin by Race



**TENNESSEE COUNCIL OF JUVENILE AND FAMILY COURT JUDGES
2008 BEDFORD COUNTY JUVENILE COURT STATISTICAL DATA**

Referrals by Type of Offense, Age Group, Race and Sex for CY 2008

	White Male	African American Male	Other Race Male	White Female	African American Female	Other Race Female	Unknown Race or Sex	Total
Delinquent								
Ages 10 and Under	4	0	0	0	0	0	0	4
Ages 11 through 12	12	1	0	5	0	0	1	19
Ages 13 through 14	48	4	3	15	5	0	0	75
Ages 15 through 16	111	16	1	52	7	0	2	189
Ages 17 through 18	71	8	3	48	7	2	3	142
Ages 19 and Over	0	0	0	0	0	0	0	0
Total	246	29	7	120	19	2	6	429
Status								
Ages 10 and Under	1	0	0	2	0	0	0	3
Ages 11 through 12	3	0	0	1	1	0	0	5
Ages 13 through 14	13	0	0	4	2	0	0	19
Ages 15 through 16	30	1	1	25	3	0	6	66
Ages 17 through 18	19	1	0	12	0	0	0	32
Ages 19 and Over	0	0	0	0	0	0	0	0
Total	66	2	1	44	6	0	6	125
Dependency and Neglect								
Ages 10 and Under	0	0	0	0	0	0	0	0
Ages 11 through 12	0	0	0	0	0	0	0	0
Ages 13 through 14	0	0	0	0	0	0	0	0
Ages 15 through 16	0	0	0	0	0	0	0	0
Ages 17 through 18	0	0	0	0	0	0	0	0
Ages 19 and Over	0	0	0	0	0	0	0	0
Total	0	0	0	0	0	0	0	0
Other Violations								
Ages 10 and Under	0	0	0	0	0	0	0	0
Ages 11 through 12	0	0	0	0	0	0	0	0
Ages 13 through 14	0	0	0	0	0	0	0	0
Ages 15 through 16	0	0	0	0	0	0	0	0
Ages 17 through 18	0	0	0	0	0	0	0	0
Ages 19 and Over	0	0	0	0	0	0	0	0
Total	0	0	0	0	0	0	0	0

**TENNESSEE COUNCIL OF JUVENILE AND FAMILY COURT JUDGES
2008 BEDFORD COUNTY JUVENILE COURT STATISTICAL DATA**

Referrals by Type of Offense, Age Group, Race and Sex for CY 2008

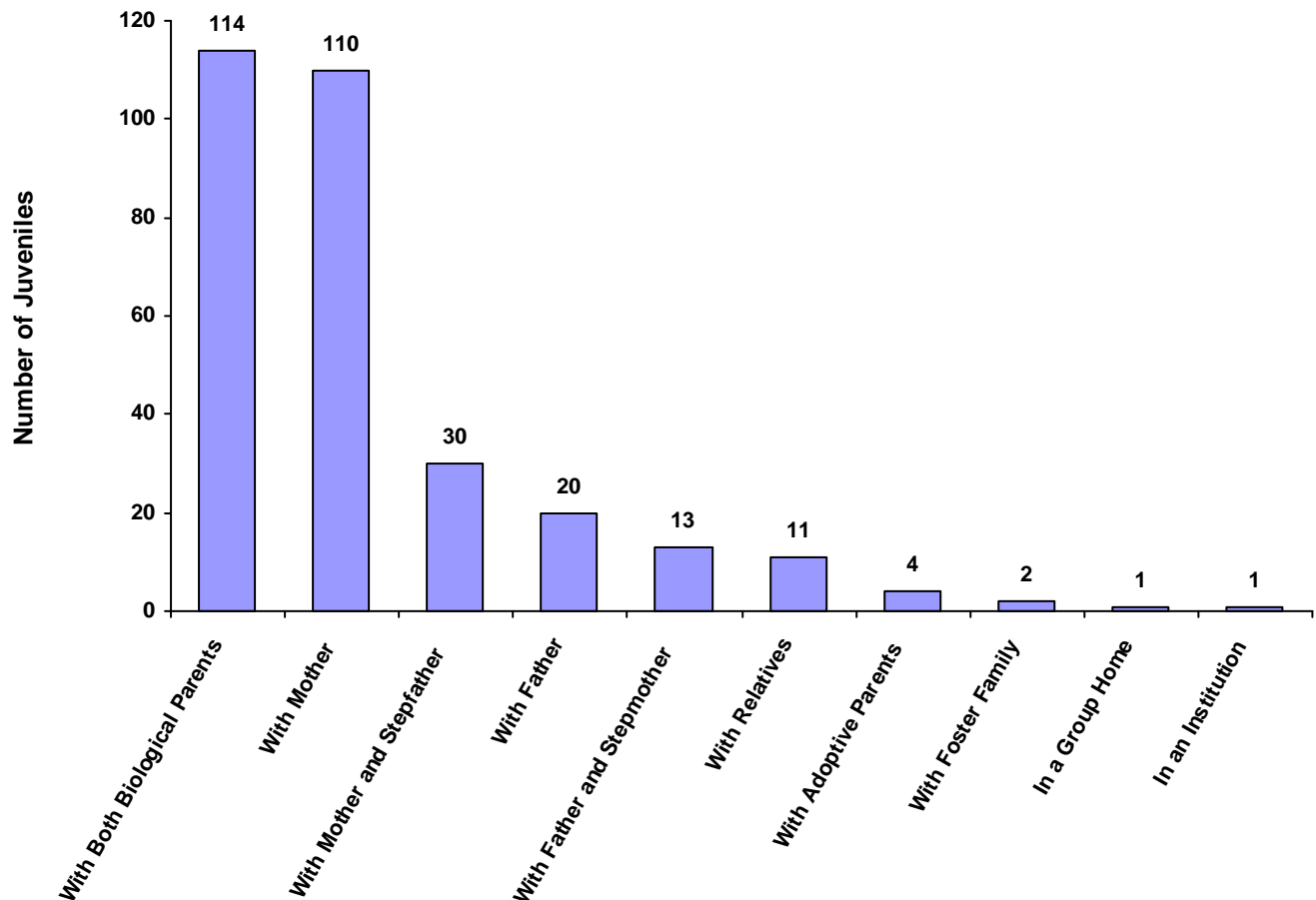
	White Male	African American Male	Other Race Male	White Female	African American Female	Other Race Female	Unknown Race or Sex	Total
Special Proceedings								
Ages 10 and Under	0	0	0	0	0	0	0	0
Ages 11 through 12	0	0	0	0	0	0	0	0
Ages 13 through 14	0	0	0	0	0	0	0	0
Ages 15 through 16	0	0	0	0	0	0	0	0
Ages 17 through 18	0	0	0	0	0	0	0	0
Ages 19 and Over	0	0	0	0	0	0	0	0
Total	0	0	0	0	0	0	0	0
Other								
Ages 10 and Under	0	0	0	0	0	0	0	0
Ages 11 through 12	1	0	0	2	0	0	0	3
Ages 13 through 14	4	0	0	2	0	0	0	6
Ages 15 through 16	8	0	0	6	1	0	0	15
Ages 17 through 18	0	2	0	1	3	0	0	6
Ages 19 and Over	0	0	0	0	0	0	0	0
Total	13	2	0	11	4	0	0	30
Grand Total	325	33	8	175	29	2	12	584

**TENNESSEE COUNCIL OF JUVENILE AND FAMILY COURT JUDGES
2008 BEDFORD COUNTY JUVENILE COURT STATISTICAL DATA**

Living Arrangement of Juveniles by Race and Sex for CY 2008

	White Male	African American Male	Other Race Male	White Female	African American Female	Other Race Female	Unknown Race or Sex	Total	% of All Children Referred
With Both Biological Parents	62	6	1	39	1	0	5	114	37.25%
With Father and Stepmother	7	0	0	6	0	0	0	13	4.25%
With Mother and Stepfather	16	1	0	13	0	0	0	30	9.80%
With Mother	54	9	2	34	8	1	2	110	35.95%
With Father	15	1	0	4	0	0	0	20	6.54%
With Relatives	2	2	0	2	4	0	1	11	3.59%
With Adoptive Parents	1	1	0	2	0	0	0	4	1.31%
With Foster Family	1	0	0	1	0	0	0	2	0.65%
In a Group Home	1	0	0	0	0	0	0	1	0.33%
In a Residential Center	0	0	0	0	0	0	0	0	0.00%
In an Institution	0	0	0	1	0	0	0	1	0.33%
Independent	0	0	0	0	0	0	0	0	0.00%
Unknown	0	0	0	0	0	0	0	0	0.00%
Other	0	0	0	0	0	0	0	0	0.00%
Totals	159	20	3	102	13	1	8	306	

Living Arrangement of Juveniles



**TENNESSEE COUNCIL OF JUVENILE AND FAMILY COURT JUDGES
2008 BEDFORD COUNTY JUVENILE COURT STATISTICAL DATA**

Last Grade Completed by Children by Race and Sex for CY 2008

	White Male	African American Male	Other Race Male	White Female	African American Female	Other Race Female	Unknown Race or Sex	Total	% of All Children Referred
Too Young for School	0	0	0	0	0	0	0	0	0.00%
Preschool	0	0	0	0	0	0	0	0	0.00%
Kindergarten	0	0	0	2	0	0	0	2	0.65%
1st Grade	9	1	0	1	0	0	0	11	3.59%
2nd Grade	2	0	0	0	0	0	0	2	0.65%
3rd Grade	0	0	0	0	0	0	0	0	0.00%
4th Grade	2	1	0	0	0	0	0	3	0.98%
5th Grade	5	1	0	1	1	0	0	8	2.61%
6th Grade	12	0	0	3	1	0	0	16	5.23%
7th Grade	11	3	0	11	1	0	0	26	8.50%
8th Grade	15	1	0	9	1	0	1	27	8.82%
9th Grade	24	2	0	24	2	0	2	54	17.65%
10th Grade	33	2	1	21	4	1	3	65	21.24%
11th Grade	38	7	2	24	1	0	1	73	23.86%
12th Grade	7	2	0	5	1	0	1	16	5.23%
Non-Graded Special Ed	0	0	0	1	0	0	0	1	0.33%
GED	1	0	0	0	1	0	0	2	0.65%
Graduated	0	0	0	0	0	0	0	0	0.00%
Never Attended School	0	0	0	0	0	0	0	0	0.00%
Unknown	0	0	0	0	0	0	0	0	0.00%
Other	0	0	0	0	0	0	0	0	0.00%
Totals	159	20	3	102	13	1	8	306	

Children Enrolled in School

	Children	% of All Children
Enrolled	285	93.14%
Not Enrolled	20	6.54%
Unknown	1	0.33%
	306	

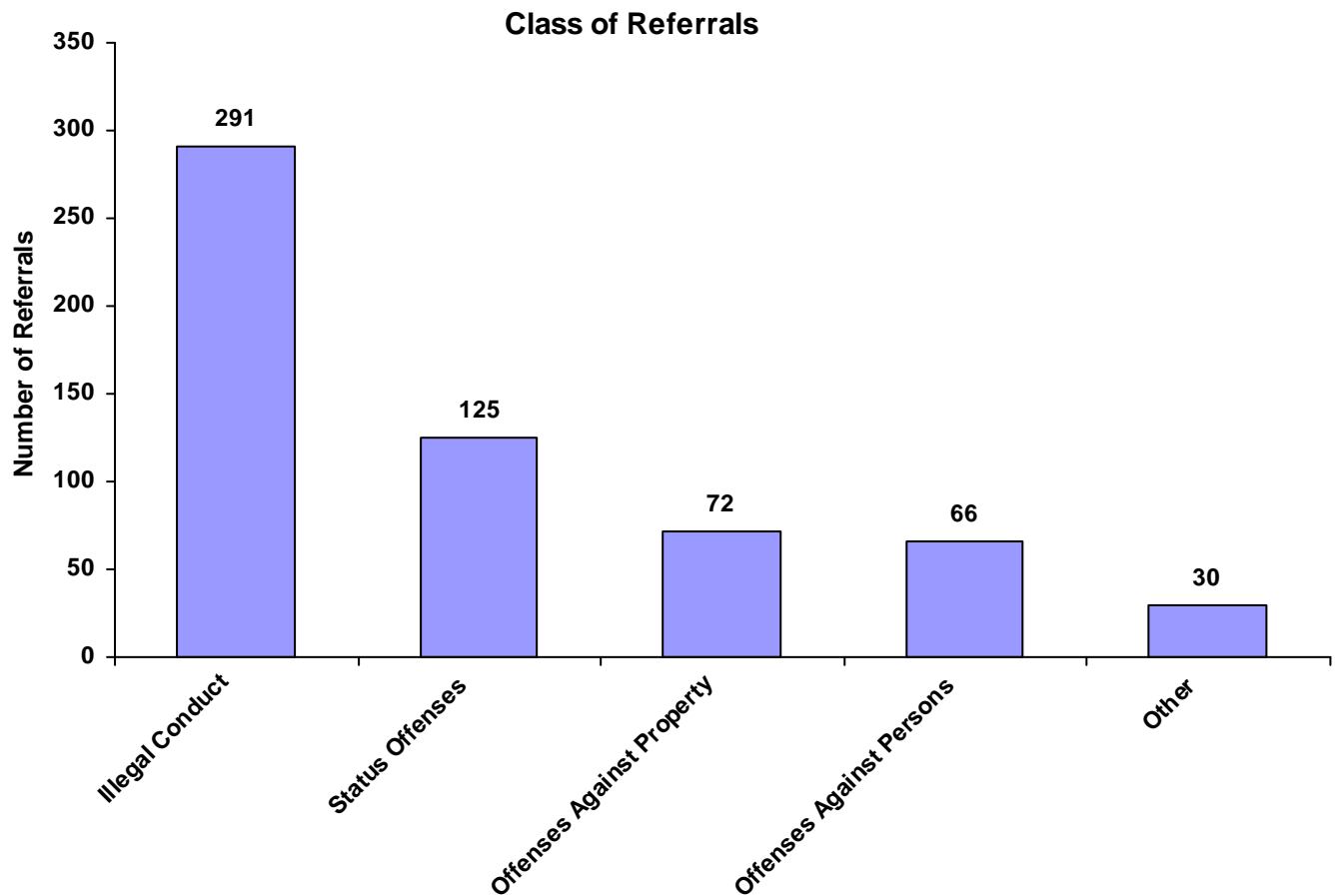
Children Enrolled in Special Education

	Children	% of All Children
Enrolled	5	1.63%
Not Enrolled	301	98.37%
Unknown	0	0.00%
	306	

**TENNESSEE COUNCIL OF JUVENILE AND FAMILY COURT JUDGES
2008 BEDFORD COUNTY JUVENILE COURT STATISTICAL DATA**

Class of Referrals by Race and Sex for CY 2008

	White Male	African American Male	Other Race Male	White Female	African American Female	Other Race Female	Unknown Race or Sex	Total	% of Total Referrals
Offenses Against Persons	32	9	1	20	2	1	1	66	11.30%
Offenses Against Property	46	6	4	13	3	0	0	72	12.33%
Illegal Conduct	168	14	2	87	14	1	5	291	49.83%
Status Offenses	66	2	1	44	6	0	6	125	21.40%
Dependency/Neglect	0	0	0	0	0	0	0	0	0.00%
Other Violation Proceedings	0	0	0	0	0	0	0	0	0.00%
Parentage	0	0	0	0	0	0	0	0	0.00%
Special Proceedings	0	0	0	0	0	0	0	0	0.00%
Other	13	2	0	11	4	0	0	30	5.14%
Totals	325	33	8	175	29	2	12	584	



**TENNESSEE COUNCIL OF JUVENILE AND FAMILY COURT JUDGES
2008 BEDFORD COUNTY JUVENILE COURT STATISTICAL DATA**

Referrals by Class and Type Of Offense by Race and Sex for CY 2008

	White Male	African American Male	Other Race Male	White Female	African American Female	Other Race Female	Unknown Race or Sex	Total
<u>Offenses Against Persons</u>								
Assault	23	7	0	17	1	1	0	49
Aggravated Robbery	0	2	0	2	1	0	0	5
Aggravated Assault	5	0	0	0	0	0	0	5
Rape of a Child	1	0	0	1	0	0	0	2
Other Sexual Offenses	1	0	0	0	0	0	1	2
Reckless Endangerment	1	0	1	0	0	0	0	2
Aggravated Sexual Battery	1	0	0	0	0	0	0	1
Criminal Homicide	0	0	0	0	0	0	0	0
1st Degree Murder	0	0	0	0	0	0	0	0
2nd Degree Murder	0	0	0	0	0	0	0	0
Aggravated Rape	0	0	0	0	0	0	0	0
Aggravated Vehicular Homicide	0	0	0	0	0	0	0	0
Esp. Aggravated Robbery	0	0	0	0	0	0	0	0
Esp. Aggravated Kidnapping	0	0	0	0	0	0	0	0
Aggravated Kidnapping	0	0	0	0	0	0	0	0
Aggravated Child Abuse / Neglect	0	0	0	0	0	0	0	0
Rape	0	0	0	0	0	0	0	0
Voluntary Manslaughter	0	0	0	0	0	0	0	0
Vehicular Homicide	0	0	0	0	0	0	0	0
Sexual Abuse of a Child	0	0	0	0	0	0	0	0
Robbery	0	0	0	0	0	0	0	0
Criminally Negligent Homicide	0	0	0	0	0	0	0	0
Attempted Crime Against a Person	0	0	0	0	0	0	0	0
Totals	32	9	1	20	2	1	1	66
<u>Offenses Against Property</u>								
Theft of Property	15	4	1	8	2	0	0	30
Vandalism	18	0	3	4	0	0	0	25
Burglary	8	0	0	0	0	0	0	8
Aggravated Burglary	3	1	0	1	0	0	0	5
Arson	2	1	0	0	0	0	0	3
Illegal Poss/Use of Credit/Debit Cards	0	0	0	0	1	0	0	1
Aggravated Arson	0	0	0	0	0	0	0	0
Forgery	0	0	0	0	0	0	0	0
Worthless Checks	0	0	0	0	0	0	0	0
Unauthorized Use of a Vehicle	0	0	0	0	0	0	0	0
Cruelty to Animals	0	0	0	0	0	0	0	0
Totals	46	6	4	13	3	0	0	72

**TENNESSEE COUNCIL OF JUVENILE AND FAMILY COURT JUDGES
2008 BEDFORD COUNTY JUVENILE COURT STATISTICAL DATA**

Referrals by Class and Type Of Offense by Race and Sex for CY 2008

	White Male	African American Male	Other Race Male	White Female	African American Female	Other Race Female	Unknown Race or Sex	Total
<u>Illegal Conduct</u>								
Traffic	64	4	2	38	0	0	2	110
Violation of Probation	34	4	0	17	6	0	1	62
Disorderly Conduct	19	1	0	13	7	0	0	40
Possession/Consumption of Alcohol	9	1	0	6	0	0	1	17
Possession of Controlled Substances	11	0	0	2	0	0	0	13
Violation of Aftercare	6	1	0	3	0	0	0	10
Criminal Trespass	7	1	0	1	0	0	0	9
Other Drug Offenses	3	0	0	3	0	0	0	6
Harassment	3	1	0	0	0	1	0	5
Unlawful Carrying / Poss of a Weapon	3	1	0	0	0	0	0	4
Filing a False Police Report	0	0	0	3	1	0	0	4
Carrying Weapons on School Property	3	0	0	0	0	0	0	3
Driving Under Influence (DUI)	2	0	0	0	0	0	1	3
Resist Stop/Frisk/Halt/Arrest/Search	1	0	0	1	0	0	0	2
Evading Arrest	1	0	0	0	0	0	0	1
Escape	1	0	0	0	0	0	0	1
Criminal Impersonation	1	0	0	0	0	0	0	1
Sale of Controlled Substances	0	0	0	0	0	0	0	0
Criminal Attempt	0	0	0	0	0	0	0	0
Aggravated Criminal Trespass	0	0	0	0	0	0	0	0
Failure to Appear	0	0	0	0	0	0	0	0
Public Intoxication	0	0	0	0	0	0	0	0
Gambling	0	0	0	0	0	0	0	0
Local Ordinances	0	0	0	0	0	0	0	0
Violation of Wildlife Regulations	0	0	0	0	0	0	0	0
Contempt of Court	0	0	0	0	0	0	0	0
Totals	168	14	2	87	14	1	5	291
<u>Status Offenses</u>								
Unruly Behavior	33	0	0	19	2	0	6	60
Truancy	14	2	0	16	3	0	0	35
In-State Runaway	7	0	1	5	1	0	0	14
Violation of a Valid Court Order	4	0	0	3	0	0	0	7
Violation of Curfew	5	0	0	1	0	0	0	6
Possession of Tobacco Products	2	0	0	0	0	0	0	2
Out-of-State Runaway	1	0	0	0	0	0	0	1
Totals	66	2	1	44	6	0	6	125
<u>Dependency/Neglect</u>								
Sexually Abused Child	0	0	0	0	0	0	0	0
Physically Abused Child	0	0	0	0	0	0	0	0
Dependency / Neglect	0	0	0	0	0	0	0	0
Termination of Parental Rights	0	0	0	0	0	0	0	0
Totals	0	0	0	0	0	0	0	0

**TENNESSEE COUNCIL OF JUVENILE AND FAMILY COURT JUDGES
2008 BEDFORD COUNTY JUVENILE COURT STATISTICAL DATA**

Referrals by Class and Type Of Offense by Race and Sex for CY 2008

	White Male	African American Male	Other Race Male	White Female	African American Female	Other Race Female	Unknown Race or Sex	Total
<u>Other Violation Proceedings</u>								
Violation of Pretrial Diversion	0	0	0	0	0	0	0	0
Violation of Informal Adjustment	0	0	0	0	0	0	0	0
Totals	0	0	0	0	0	0	0	0
<u>Parentage</u>								
Custody	0	0	0	0	0	0	0	0
Visitation	0	0	0	0	0	0	0	0
Paternity / Legitimation	0	0	0	0	0	0	0	0
Child Support	0	0	0	0	0	0	0	0
Totals	0	0	0	0	0	0	0	0
<u>Special Proceedings</u>								
Judicial Review	0	0	0	0	0	0	0	0
Administrative Review	0	0	0	0	0	0	0	0
Foster Care Review	0	0	0	0	0	0	0	0
Request for Medical Treatment	0	0	0	0	0	0	0	0
Consent to Marry	0	0	0	0	0	0	0	0
Totals	0	0	0	0	0	0	0	0
<u>Other</u>								
Other	13	2	0	11	4	0	0	30
Totals	13	2	0	11	4	0	0	30
All Referral Totals	325	33	8	175	29	2	12	584

**TENNESSEE COUNCIL OF JUVENILE AND FAMILY COURT JUDGES
2008 BEDFORD COUNTY JUVENILE COURT STATISTICAL DATA**

Referral Reasons by Type of Offense, Race and Sex for CY 2008

	White Male	African American Male	Other Race Male	White Female	African American Female	Other Race Female	Unknown Race or Sex	Total
Delinquent								
Traffic	64	4	2	38	0	0	2	110
Violation of Probation	34	4	0	17	6	0	1	62
Assault	23	7	0	17	1	1	0	49
Disorderly Conduct	19	1	0	13	7	0	0	40
Theft of Property	15	4	1	8	2	0	0	30
Vandalism	18	0	3	4	0	0	0	25
Possession/Consumption of Alcohol	9	1	0	6	0	0	1	17
Possession of Controlled Substances	11	0	0	2	0	0	0	13
Violation of Aftercare	6	1	0	3	0	0	0	10
Criminal Trespass	7	1	0	1	0	0	0	9
Burglary	8	0	0	0	0	0	0	8
Other Drug Offenses	3	0	0	3	0	0	0	6
Aggravated Robbery	0	2	0	2	1	0	0	5
Aggravated Assault	5	0	0	0	0	0	0	5
Aggravated Burglary	3	1	0	1	0	0	0	5
Harassment	3	1	0	0	0	1	0	5
Unlawful Carrying / Poss of a Weapon	3	1	0	0	0	0	0	4
Filing a False Police Report	0	0	0	3	1	0	0	4
Arson	2	1	0	0	0	0	0	3
Carrying Weapons on School Property	3	0	0	0	0	0	0	3
Driving Under Influence (DUI)	2	0	0	0	0	0	1	3
Rape of a Child	1	0	0	1	0	0	0	2
Other Sexual Offenses	1	0	0	0	0	0	1	2
Reckless Endangerment	1	0	1	0	0	0	0	2
Resist Stop/Frisk/Halt/Arrest/Search	1	0	0	1	0	0	0	2
Aggravated Sexual Battery	1	0	0	0	0	0	0	1
Illegal Poss/Use of Credit/Debit Cards	0	0	0	0	1	0	0	1
Evading Arrest	1	0	0	0	0	0	0	1
Escape	1	0	0	0	0	0	0	1
Criminal Impersonation	1	0	0	0	0	0	0	1
Criminal Homicide	0	0	0	0	0	0	0	0
1st Degree Murder	0	0	0	0	0	0	0	0
2nd Degree Murder	0	0	0	0	0	0	0	0
Aggravated Rape	0	0	0	0	0	0	0	0
Aggravated Vehicular Homicide	0	0	0	0	0	0	0	0
Esp. Aggravated Robbery	0	0	0	0	0	0	0	0
Esp. Aggravated Kidnapping	0	0	0	0	0	0	0	0
Aggravated Kidnapping	0	0	0	0	0	0	0	0
Aggravated Child Abuse / Neglect	0	0	0	0	0	0	0	0
Rape	0	0	0	0	0	0	0	0
Voluntary Manslaughter	0	0	0	0	0	0	0	0
Vehicular Homicide	0	0	0	0	0	0	0	0
Sexual Abuse of a Child	0	0	0	0	0	0	0	0
Robbery	0	0	0	0	0	0	0	0
Criminally Negligent Homicide	0	0	0	0	0	0	0	0
Attempted Crime Against a Person	0	0	0	0	0	0	0	0
Aggravated Arson	0	0	0	0	0	0	0	0
Forgery	0	0	0	0	0	0	0	0
Worthless Checks	0	0	0	0	0	0	0	0
Unauthorized Use of a Vehicle	0	0	0	0	0	0	0	0
Cruelty to Animals	0	0	0	0	0	0	0	0
Sale of Controlled Substances	0	0	0	0	0	0	0	0

**TENNESSEE COUNCIL OF JUVENILE AND FAMILY COURT JUDGES
2008 BEDFORD COUNTY JUVENILE COURT STATISTICAL DATA**

Referral Reasons by Type of Offense, Race and Sex for CY 2008

	White Male	African American Male	Other Race Male	White Female	African American Female	Other Race Female	Unknown Race or Sex	Total
<u>Delinquent</u>								
Criminal Attempt	0	0	0	0	0	0	0	0
Aggravated Criminal Trespass	0	0	0	0	0	0	0	0
Failure to Appear	0	0	0	0	0	0	0	0
Public Intoxication	0	0	0	0	0	0	0	0
Gambling	0	0	0	0	0	0	0	0
Local Ordinances	0	0	0	0	0	0	0	0
Violation of Wildlife Regulations	0	0	0	0	0	0	0	0
Contempt of Court	0	0	0	0	0	0	0	0
Totals	246	29	7	120	19	2	6	429
<u>Status</u>								
Unruly Behavior	33	0	0	19	2	0	6	60
Truancy	14	2	0	16	3	0	0	35
In-State Runaway	7	0	1	5	1	0	0	14
Violation of a Valid Court Order	4	0	0	3	0	0	0	7
Violation of Curfew	5	0	0	1	0	0	0	6
Possession of Tobacco Products	2	0	0	0	0	0	0	2
Out-of-State Runaway	1	0	0	0	0	0	0	1
Totals	66	2	1	44	6	0	6	125
<u>Dependency and Neglect</u>								
Sexually Abused Child	0	0	0	0	0	0	0	0
Physically Abused Child	0	0	0	0	0	0	0	0
Dependency / Neglect	0	0	0	0	0	0	0	0
Termination of Parental Rights	0	0	0	0	0	0	0	0
Totals	0	0	0	0	0	0	0	0
<u>Other Violations</u>								
Violation of Pretrial Diversion	0	0	0	0	0	0	0	0
Violation of Informal Adjustment	0	0	0	0	0	0	0	0
Totals	0	0	0	0	0	0	0	0
<u>Special Proceedings</u>								
Judicial Review	0	0	0	0	0	0	0	0
Administrative Review	0	0	0	0	0	0	0	0
Foster Care Review	0	0	0	0	0	0	0	0
Custody	0	0	0	0	0	0	0	0
Visitation	0	0	0	0	0	0	0	0
Paternity / Legitimation	0	0	0	0	0	0	0	0
Child Support	0	0	0	0	0	0	0	0
Request for Medical Treatment	0	0	0	0	0	0	0	0
Consent to Marry	0	0	0	0	0	0	0	0
Totals	0	0	0	0	0	0	0	0
<u>Other</u>								
Other	13	2	0	11	4	0	0	30
Totals	13	2	0	11	4	0	0	30
All Referral Totals	325	33	8	175	29	2	12	584

**TENNESSEE COUNCIL OF JUVENILE AND FAMILY COURT JUDGES
2008 BEDFORD COUNTY JUVENILE COURT STATISTICAL DATA**

Top 4 Referral Reasons by Race and Sex for CY 2008

Sex	Race	Referral Reason	Total
Male			
	White	1. Traffic	64
		2. Violation of Probation	34
		3. Unruly Behavior	33
		4. Assault	23
	African American	1. Assault	7
		2. Violation of Probation	4
		3. Traffic	4
		4. Theft of Property	4
	Other Race	1. Vandalism	3
		2. Traffic	2
		3. In-State Runaway	1
		4. Reckless Endangerment	1
Female			
	White	1. Traffic	38
		2. Unruly Behavior	19
		3. Assault	17
		4. Violation of Probation	17
	African American	1. Disorderly Conduct	7
		2. Violation of Probation	6
		3. Other	4
		4. Truancy	3
	Other Race	1. Assault	1
		2. Harassment	1
Unknown			
	Unknown	1. Unruly Behavior	6
		2. Traffic	2
		3. Violation of Probation	1
		4. Driving Under Influence (DUI)	1

**TENNESSEE COUNCIL OF JUVENILE AND FAMILY COURT JUDGES
2008 BEDFORD COUNTY JUVENILE COURT STATISTICAL DATA**

Top 4 Referral Reasons by Race and Sex and by Type of Offense for CY 2008

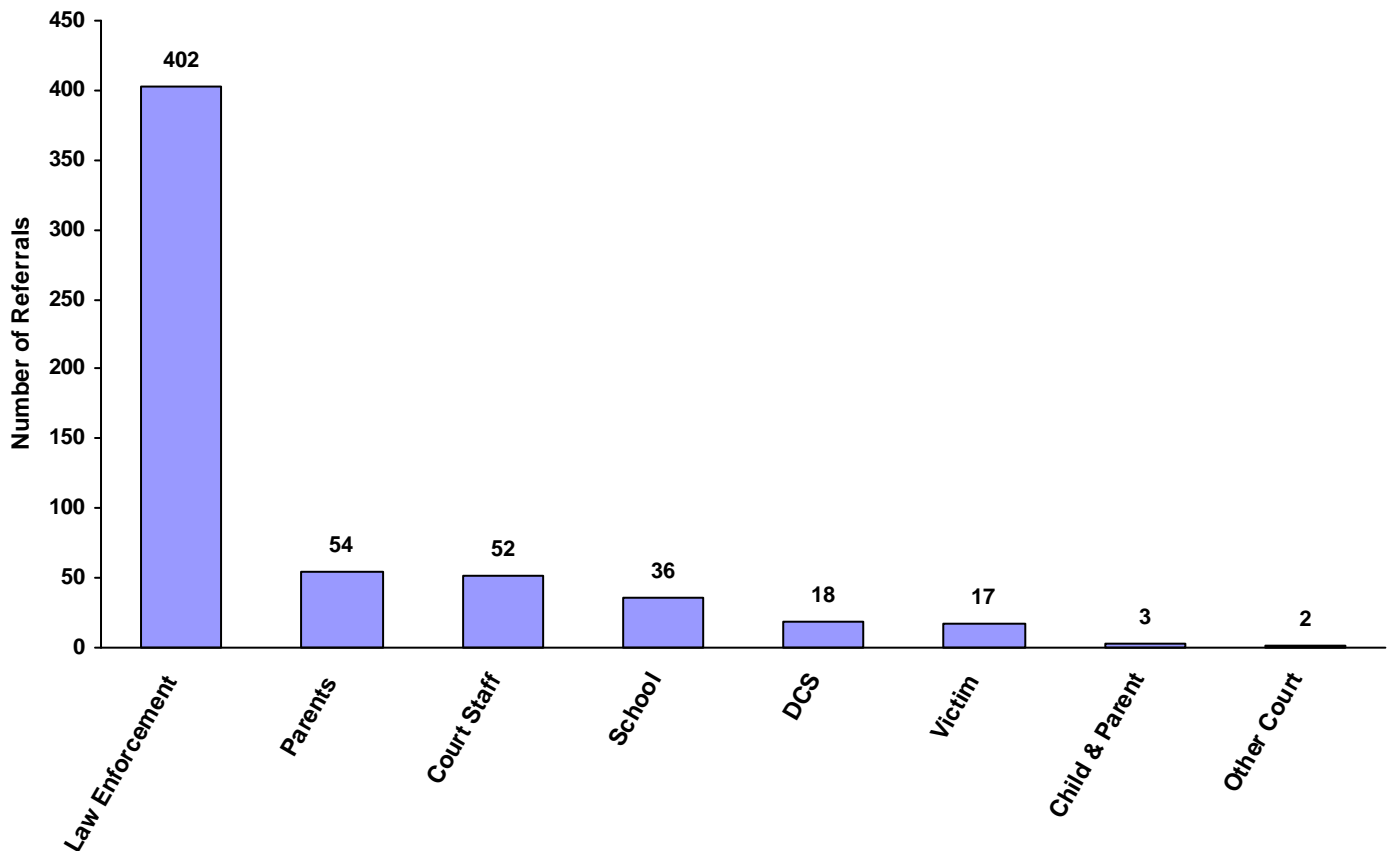
Sex	Race	Referral Type	Referral Reason	Total		
Male	White	Delinquent	1. Traffic	64		
			2. Violation of Probation	34		
			3. Assault	23		
			4. Disorderly Conduct	19		
		Status	1. Unruly Behavior	33		
			2. Truancy	14		
			3. In-State Runaway	7		
		Other	4. Violation of Curfew	5		
			1. Other	13		
			<hr/>			
		Male	African American	Delinquent	1. Assault	7
					2. Violation of Probation	4
					3. Traffic	4
4. Theft of Property	4					
Status	1. Truancy			2		
	Other			2		
<hr/>						
Male	Other Race			Delinquent	1. Vandalism	3
		2. Traffic	2			
		3. Reckless Endangerment	1			
		4. Theft of Property	1			
		Status	1. In-State Runaway	1		
<hr/>						
Female	White	Delinquent	1. Traffic	38		
			2. Violation of Probation	17		
			3. Assault	17		
			4. Disorderly Conduct	13		
		Status	1. Unruly Behavior	19		
			2. Truancy	16		
			3. In-State Runaway	5		
		Other	4. Violation of a Valid Court Order	3		
			1. Other	11		
			<hr/>			
			Female	African American	Delinquent	1. Disorderly Conduct
2. Violation of Probation	6					
3. Theft of Property	2					
4. Aggravated Robbery	1					
Status	1. Truancy	3				
	2. Unruly Behavior	2				
	3. In-State Runaway	1				
Other	1. Other	4				
	<hr/>					
Female	Other Race	Delinquent	1. Assault	1		
			2. Harassment	1		
<hr/>						
Unknown	Unknown	Delinquent	1. Traffic	2		
			2. Driving Under Influence (DUI)	1		
			3. Other Sexual Offenses	1		
			4. Possession/Consumption of Alcohol	1		
		Status	1. Unruly Behavior	6		

**TENNESSEE COUNCIL OF JUVENILE AND FAMILY COURT JUDGES
2008 BEDFORD COUNTY JUVENILE COURT STATISTICAL DATA**

Source of Referrals by Race and Sex for CY 2008

	White Male	African American Male	Other Race Male	White Female	African American Female	Other Race Female	Unknown Race or Sex	Total	% of Total Referrals
Law Enforcement	229	23	6	117	16	2	9	402	68.84%
Parents	28	0	2	18	4	0	2	54	9.25%
Relatives	0	0	0	0	0	0	0	0	0.00%
Self	0	0	0	0	0	0	0	0	0.00%
School	16	2	0	16	2	0	0	36	6.16%
CSA	0	0	0	0	0	0	0	0	0.00%
DCS	10	1	0	6	1	0	0	18	3.08%
Other State Department	0	0	0	0	0	0	0	0	0.00%
District Attorney's Office	0	0	0	0	0	0	0	0	0.00%
Court Staff	33	3	0	12	3	0	1	52	8.90%
Social Agency	0	0	0	0	0	0	0	0	0.00%
Other Court	1	0	0	1	0	0	0	2	0.34%
Victim	6	4	0	4	3	0	0	17	2.91%
Child & Parent	2	0	0	1	0	0	0	3	0.51%
Hospital	0	0	0	0	0	0	0	0	0.00%
Unknown	0	0	0	0	0	0	0	0	0.00%
Other	0	0	0	0	0	0	0	0	0.00%
Totals	325	33	8	175	29	2	12	584	

Total Source of Referrals



**TENNESSEE COUNCIL OF JUVENILE AND FAMILY COURT JUDGES
2008 BEDFORD COUNTY JUVENILE COURT STATISTICAL DATA**

Six Most Frequent Referral Reasons by Source, Race and Sex for CY 2008

	White Male	African American Male	Other Race Male	White Female	African American Female	Other Race Female	Unknown Race or Sex	Total
<u>Law Enforcement</u>								
1. Traffic	63	4	2	38	0	0	2	109
2. Disorderly Conduct	19	1	0	13	6	0	0	39
3. Unruly Behavior	20	0	0	10	0	0	4	34
4. Assault	11	5	0	11	0	1	0	28
5. Other	12	2	0	9	4	0	0	27
6. Theft of Property	13	3	0	6	1	0	0	23
<u>Parents</u>								
1. Unruly Behavior	10	0	0	9	2	0	2	23
2. Assault	10	0	0	4	0	0	0	14
3. In-State Runaway	6	0	1	3	1	0	0	11
4. Other	0	0	0	1	0	0	0	1
5. Theft of Property	0	0	1	0	0	0	0	1
6. Truancy	0	0	0	0	1	0	0	1
<u>Relatives</u>								
1. NO REFERRAL SUBMITTED	0	0	0	0	0	0	0	0
<u>Self</u>								
1. NO REFERRAL SUBMITTED	0	0	0	0	0	0	0	0
<u>School</u>								
1. Truancy	13	2	0	16	2	0	0	33
2. Carrying Weapons on School Property	1	0	0	0	0	0	0	1
3. Possession of Tobacco Products	1	0	0	0	0	0	0	1
4. Violation of Probation	1	0	0	0	0	0	0	1
5. NO REFERRAL SUBMITTED	0	0	0	0	0	0	0	0
<u>Community Service Agencies</u>								
1. NO REFERRAL SUBMITTED	0	0	0	0	0	0	0	0
<u>Department of Children's Services</u>								
1. Violation of Probation	5	0	0	4	1	0	0	10
2. Violation of Aftercare	5	1	0	2	0	0	0	8
3. NO REFERRAL SUBMITTED	0	0	0	0	0	0	0	0
<u>Other State Department</u>								
1. NO REFERRAL SUBMITTED	0	0	0	0	0	0	0	0
<u>District Attorney's Office</u>								
1. NO REFERRAL SUBMITTED	0	0	0	0	0	0	0	0

**TENNESSEE COUNCIL OF JUVENILE AND FAMILY COURT JUDGES
2008 BEDFORD COUNTY JUVENILE COURT STATISTICAL DATA**

Six Most Frequent Referral Reasons by Source, Race and Sex for CY 2008

	White Male	African American Male	Other Race Male	White Female	African American Female	Other Race Female	Unknown Race or Sex	Total
<u>Court Staff</u>								
1. Violation of Probation	25	3	0	8	3	0	1	40
2. Violation of a Valid Court Order	4	0	0	3	0	0	0	7
3. Unruly Behavior	3	0	0	0	0	0	0	3
4. In-State Runaway	1	0	0	0	0	0	0	1
5. Other	0	0	0	1	0	0	0	1
6. NO REFERRAL SUBMITTED	0	0	0	0	0	0	0	0
<u>Social Agency</u>								
1. NO REFERRAL SUBMITTED	0	0	0	0	0	0	0	0
<u>Other Court</u>								
1. Traffic	1	0	0	0	0	0	0	1
2. Violation of Aftercare	0	0	0	1	0	0	0	1
3. NO REFERRAL SUBMITTED	0	0	0	0	0	0	0	0
<u>Victim</u>								
1. Theft of Property	2	1	0	2	1	0	0	6
2. Assault	1	2	0	1	1	0	0	5
3. Vandalism	1	0	0	1	0	0	0	2
4. Criminal Trespass	0	1	0	0	0	0	0	1
5. Disorderly Conduct	0	0	0	0	1	0	0	1
6. Harassment	1	0	0	0	0	0	0	1
<u>Child & Parent</u>								
1. Assault	1	0	0	1	0	0	0	2
2. Harassment	1	0	0	0	0	0	0	1
3. NO REFERRAL SUBMITTED	0	0	0	0	0	0	0	0
<u>Hospital</u>								
1. NO REFERRAL SUBMITTED	0	0	0	0	0	0	0	0
<u>Unknown</u>								
1. NO REFERRAL SUBMITTED	0	0	0	0	0	0	0	0
<u>Other</u>								
1. NO REFERRAL SUBMITTED	0	0	0	0	0	0	0	0

**TENNESSEE COUNCIL OF JUVENILE AND FAMILY COURT JUDGES
2008 BEDFORD COUNTY JUVENILE COURT STATISTICAL DATA**

Source of Referrals by Type of Offense, Race and Sex for CY 2008

	White Male	African American Male	Other Race Male	White Female	African American Female	Other Race Female	Unknown Race or Sex	Total
<u>Delinquent</u>								
Law Enforcement	190	21	6	95	12	2	5	331
Court Staff	25	3	0	8	3	0	1	40
DCS	10	1	0	6	1	0	0	18
Parents	11	0	1	5	0	0	0	17
Victim	5	4	0	4	3	0	0	16
Child & Parent	2	0	0	1	0	0	0	3
Other Court	1	0	0	1	0	0	0	2
School	2	0	0	0	0	0	0	2
CSA	0	0	0	0	0	0	0	0
District Attorney's Office	0	0	0	0	0	0	0	0
Hospital	0	0	0	0	0	0	0	0
Other	0	0	0	0	0	0	0	0
Other State Department	0	0	0	0	0	0	0	0
Relatives	0	0	0	0	0	0	0	0
Self	0	0	0	0	0	0	0	0
Social Agency	0	0	0	0	0	0	0	0
Unknown	0	0	0	0	0	0	0	0
Totals	246	29	7	120	19	2	6	429

<u>Status/Unruly</u>								
Law Enforcement	27	0	0	13	0	0	4	44
Parents	17	0	1	12	4	0	2	36
School	14	2	0	16	2	0	0	34
Court Staff	8	0	0	3	0	0	0	11
Child & Parent	0	0	0	0	0	0	0	0
CSA	0	0	0	0	0	0	0	0
DCS	0	0	0	0	0	0	0	0
District Attorney's Office	0	0	0	0	0	0	0	0
Hospital	0	0	0	0	0	0	0	0
Other	0	0	0	0	0	0	0	0
Other Court	0	0	0	0	0	0	0	0
Other State Department	0	0	0	0	0	0	0	0
Relatives	0	0	0	0	0	0	0	0
Self	0	0	0	0	0	0	0	0
Social Agency	0	0	0	0	0	0	0	0
Unknown	0	0	0	0	0	0	0	0
Victim	0	0	0	0	0	0	0	0
Totals	66	2	1	44	6	0	6	125

**TENNESSEE COUNCIL OF JUVENILE AND FAMILY COURT JUDGES
2008 BEDFORD COUNTY JUVENILE COURT STATISTICAL DATA**

Source of Referrals by Type of Offense, Race and Sex for CY 2008

	White Male	African American Male	Other Race Male	White Female	African American Female	Other Race Female	Unknown Race or Sex	Total
<u>Dependency and Neglect</u>								
Child & Parent	0	0	0	0	0	0	0	0
Court Staff	0	0	0	0	0	0	0	0
CSA	0	0	0	0	0	0	0	0
DCS	0	0	0	0	0	0	0	0
District Attorney's Office	0	0	0	0	0	0	0	0
Hospital	0	0	0	0	0	0	0	0
Law Enforcement	0	0	0	0	0	0	0	0
Other	0	0	0	0	0	0	0	0
Other Court	0	0	0	0	0	0	0	0
Other State Department	0	0	0	0	0	0	0	0
Parents	0	0	0	0	0	0	0	0
Relatives	0	0	0	0	0	0	0	0
School	0	0	0	0	0	0	0	0
Self	0	0	0	0	0	0	0	0
Social Agency	0	0	0	0	0	0	0	0
Unknown	0	0	0	0	0	0	0	0
Victim	0	0	0	0	0	0	0	0
Totals	0	0	0	0	0	0	0	0

<u>Other Violations</u>								
Child & Parent	0	0	0	0	0	0	0	0
Court Staff	0	0	0	0	0	0	0	0
CSA	0	0	0	0	0	0	0	0
DCS	0	0	0	0	0	0	0	0
District Attorney's Office	0	0	0	0	0	0	0	0
Hospital	0	0	0	0	0	0	0	0
Law Enforcement	0	0	0	0	0	0	0	0
Other	0	0	0	0	0	0	0	0
Other Court	0	0	0	0	0	0	0	0
Other State Department	0	0	0	0	0	0	0	0
Parents	0	0	0	0	0	0	0	0
Relatives	0	0	0	0	0	0	0	0
School	0	0	0	0	0	0	0	0
Self	0	0	0	0	0	0	0	0
Social Agency	0	0	0	0	0	0	0	0
Unknown	0	0	0	0	0	0	0	0
Victim	0	0	0	0	0	0	0	0
Totals	0	0	0	0	0	0	0	0

**TENNESSEE COUNCIL OF JUVENILE AND FAMILY COURT JUDGES
2008 BEDFORD COUNTY JUVENILE COURT STATISTICAL DATA**

Source of Referrals by Type of Offense, Race and Sex for CY 2008

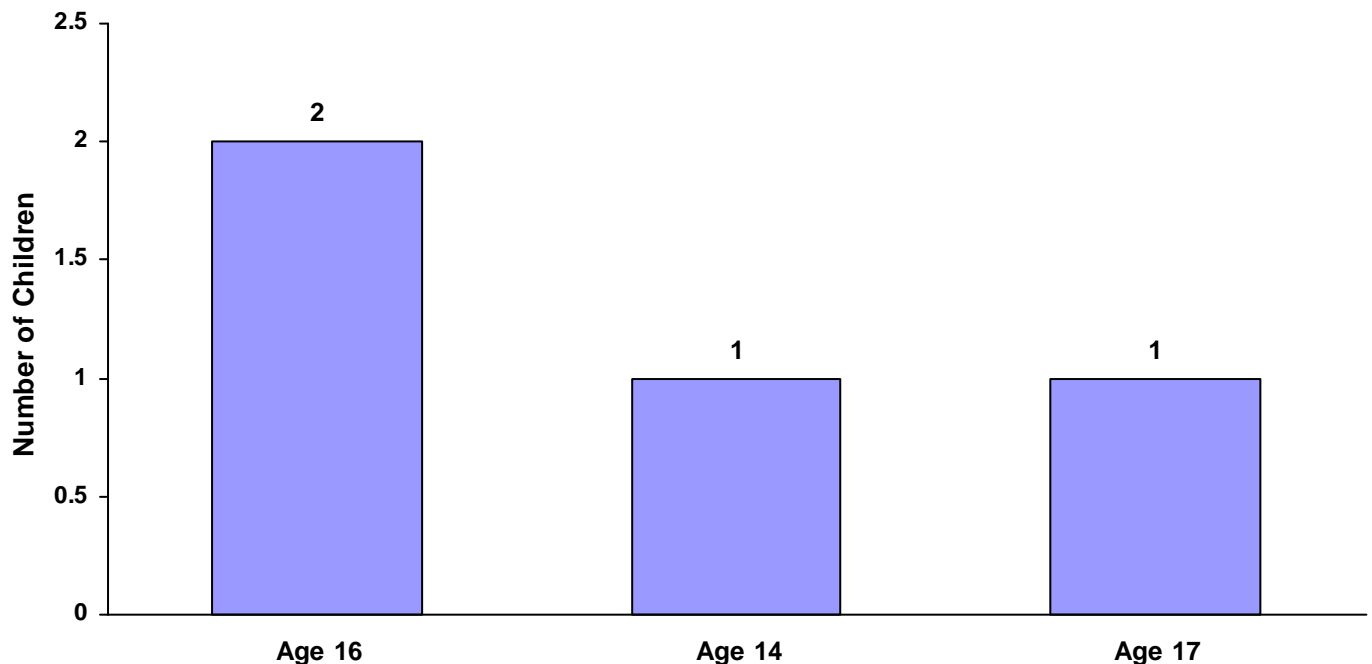
	White Male	African American Male	Other Race Male	White Female	African American Female	Other Race Female	Unknown Race or Sex	Total
<u>Special Proceedings</u>								
Child & Parent	0	0	0	0	0	0	0	0
Court Staff	0	0	0	0	0	0	0	0
CSA	0	0	0	0	0	0	0	0
DCS	0	0	0	0	0	0	0	0
District Attorney's Office	0	0	0	0	0	0	0	0
Hospital	0	0	0	0	0	0	0	0
Law Enforcement	0	0	0	0	0	0	0	0
Other	0	0	0	0	0	0	0	0
Other Court	0	0	0	0	0	0	0	0
Other State Department	0	0	0	0	0	0	0	0
Parents	0	0	0	0	0	0	0	0
Relatives	0	0	0	0	0	0	0	0
School	0	0	0	0	0	0	0	0
Self	0	0	0	0	0	0	0	0
Social Agency	0	0	0	0	0	0	0	0
Unknown	0	0	0	0	0	0	0	0
Victim	0	0	0	0	0	0	0	0
Totals	0	0	0	0	0	0	0	0
<u>Other</u>								
Law Enforcement	12	2	0	9	4	0	0	27
Court Staff	0	0	0	1	0	0	0	1
Parents	0	0	0	1	0	0	0	1
Victim	1	0	0	0	0	0	0	1
Child & Parent	0	0	0	0	0	0	0	0
CSA	0	0	0	0	0	0	0	0
DCS	0	0	0	0	0	0	0	0
District Attorney's Office	0	0	0	0	0	0	0	0
Hospital	0	0	0	0	0	0	0	0
Other	0	0	0	0	0	0	0	0
Other Court	0	0	0	0	0	0	0	0
Other State Department	0	0	0	0	0	0	0	0
Relatives	0	0	0	0	0	0	0	0
School	0	0	0	0	0	0	0	0
Self	0	0	0	0	0	0	0	0
Social Agency	0	0	0	0	0	0	0	0
Unknown	0	0	0	0	0	0	0	0
Totals	13	2	0	11	4	0	0	30
All Referral Source Totals	325	33	8	175	29	2	12	584

**TENNESSEE COUNCIL OF JUVENILE AND FAMILY COURT JUDGES
2008 BEDFORD COUNTY JUVENILE COURT STATISTICAL DATA**

**Children Referred for Unlawful Carrying/Possession of a Weapon for CY 2008
Total Children = 306**

	White Male	African American Male	Other Race Male	White Female	African American Female	Other Race Female	Unknown Race or Sex	Total	% of All Children Referred
Age Under 1	0	0	0	0	0	0	0	0	0.00%
Age 1	0	0	0	0	0	0	0	0	0.00%
Age 2	0	0	0	0	0	0	0	0	0.00%
Age 3	0	0	0	0	0	0	0	0	0.00%
Age 4	0	0	0	0	0	0	0	0	0.00%
Age 5	0	0	0	0	0	0	0	0	0.00%
Age 6	0	0	0	0	0	0	0	0	0.00%
Age 7	0	0	0	0	0	0	0	0	0.00%
Age 8	0	0	0	0	0	0	0	0	0.00%
Age 9	0	0	0	0	0	0	0	0	0.00%
Age 10	0	0	0	0	0	0	0	0	0.00%
Age 11	0	0	0	0	0	0	0	0	0.00%
Age 12	0	0	0	0	0	0	0	0	0.00%
Age 13	0	0	0	0	0	0	0	0	0.00%
Age 14	1	0	0	0	0	0	0	1	0.33%
Age 15	0	0	0	0	0	0	0	0	0.00%
Age 16	1	1	0	0	0	0	0	2	0.65%
Age 17	1	0	0	0	0	0	0	1	0.33%
Age 18	0	0	0	0	0	0	0	0	0.00%
Age 19 and Over	0	0	0	0	0	0	0	0	0.00%
Totals	3	1	0	0	0	0	0	4	

Total Children Referred for Unlawfully Carrying/Possessing Weapons

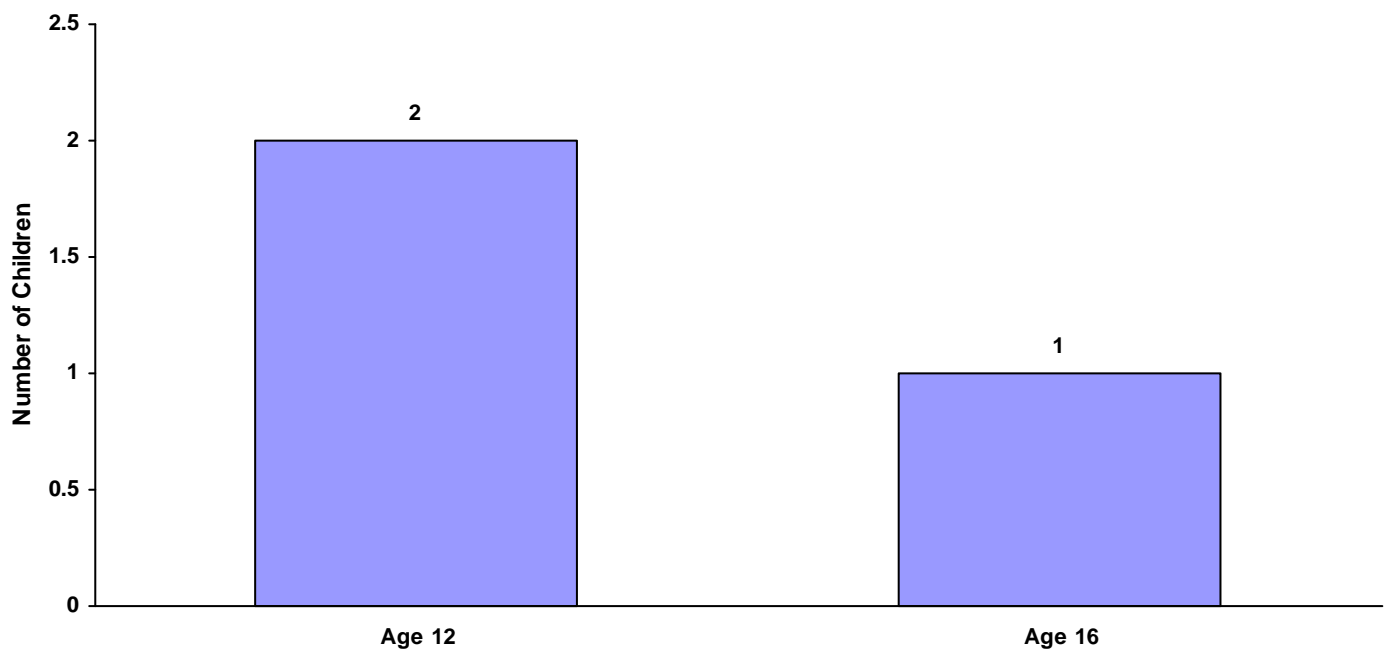


**TENNESSEE COUNCIL OF JUVENILE AND FAMILY COURT JUDGES
2008 BEDFORD COUNTY JUVENILE COURT STATISTICAL DATA**

**Children Referred for Carrying Weapons on School Property for CY 2008
Total Children = 306**

	White Male	African American Male	Other Race Male	White Female	African American Female	Other Race Female	Unknown Race or Sex	Total	% of Children Referred
Age Under 1	0	0	0	0	0	0	0	0	0.00%
Age 1	0	0	0	0	0	0	0	0	0.00%
Age 2	0	0	0	0	0	0	0	0	0.00%
Age 3	0	0	0	0	0	0	0	0	0.00%
Age 4	0	0	0	0	0	0	0	0	0.00%
Age 5	0	0	0	0	0	0	0	0	0.00%
Age 6	0	0	0	0	0	0	0	0	0.00%
Age 7	0	0	0	0	0	0	0	0	0.00%
Age 8	0	0	0	0	0	0	0	0	0.00%
Age 9	0	0	0	0	0	0	0	0	0.00%
Age 10	0	0	0	0	0	0	0	0	0.00%
Age 11	0	0	0	0	0	0	0	0	0.00%
Age 12	2	0	0	0	0	0	0	2	0.65%
Age 13	0	0	0	0	0	0	0	0	0.00%
Age 14	0	0	0	0	0	0	0	0	0.00%
Age 15	0	0	0	0	0	0	0	0	0.00%
Age 16	1	0	0	0	0	0	0	1	0.33%
Age 17	0	0	0	0	0	0	0	0	0.00%
Age 18	0	0	0	0	0	0	0	0	0.00%
Age 19 and Over	0	0	0	0	0	0	0	0	0.00%
Totals	3	0	0	0	0	0	0	3	

Total Children Referred for Carrying Weapons on School Property

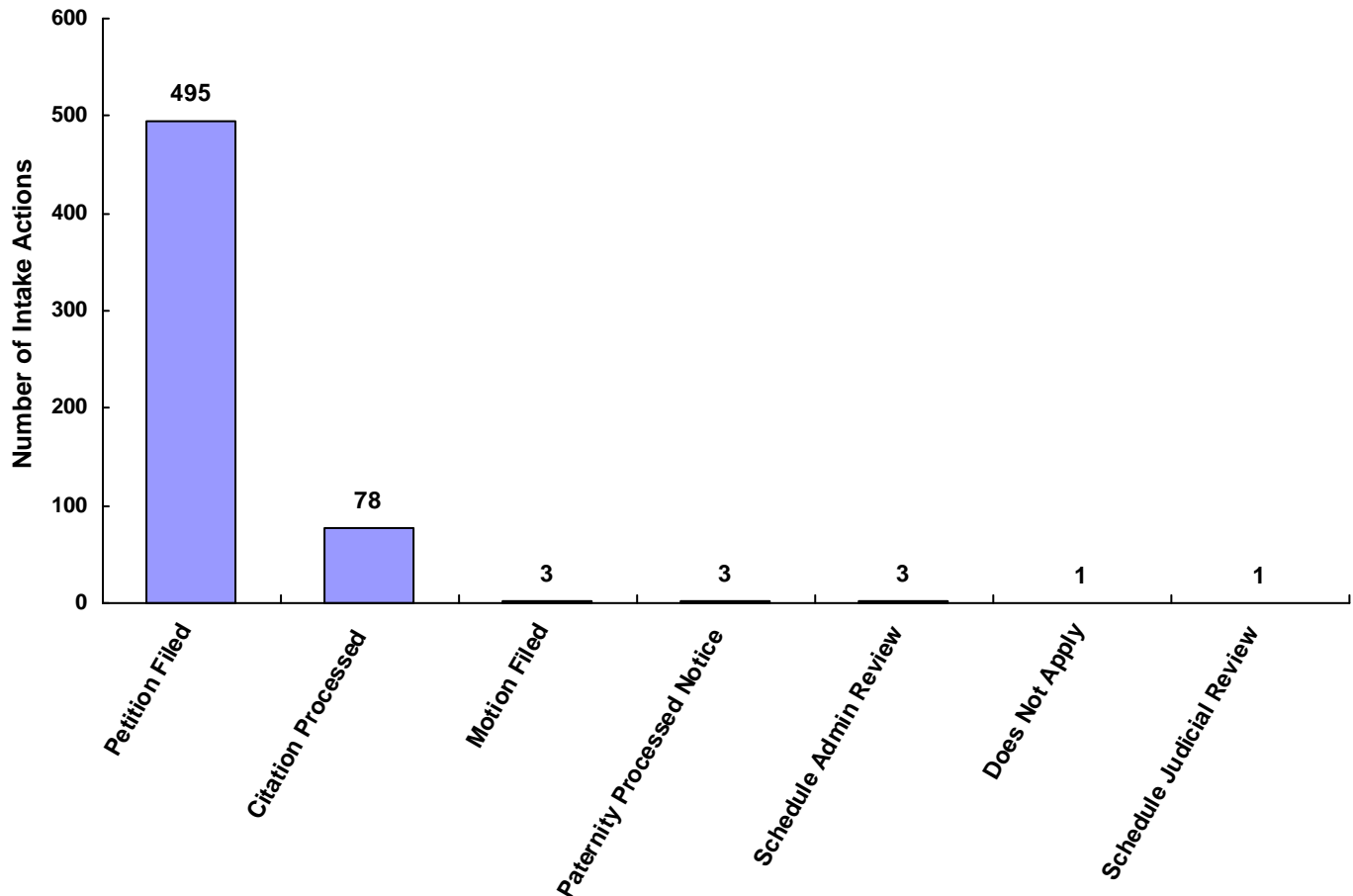


**TENNESSEE COUNCIL OF JUVENILE AND FAMILY COURT JUDGES
2008 BEDFORD COUNTY JUVENILE COURT STATISTICAL DATA**

Intake Actions at Referral by Race and Sex for CY 2008

	White Male	African American Male	Other Race Male	White Female	African American Female	Other Race Female	Unknown Race or Sex	Total	% of Total Referrals
Petition Filed	270	31	8	147	27	2	10	495	84.76%
Motion Filed	3	0	0	0	0	0	0	3	0.51%
Citation Processed	49	2	0	24	1	0	2	78	13.36%
Paternity Processed Notice	3	0	0	0	0	0	0	3	0.51%
Schedule Judicial Review	0	0	0	1	0	0	0	1	0.17%
Schedule Admin Review	0	0	0	2	1	0	0	3	0.51%
Schedule Foster Care Review	0	0	0	0	0	0	0	0	0.00%
Unknown	0	0	0	0	0	0	0	0	0.00%
Does Not Apply	0	0	0	1	0	0	0	1	0.17%
Other	0	0	0	0	0	0	0	0	0.00%
Totals	325	33	8	175	29	2	12	584	

Total Intake Actions at Referral



**TENNESSEE COUNCIL OF JUVENILE AND FAMILY COURT JUDGES
2008 BEDFORD COUNTY JUVENILE COURT STATISTICAL DATA**

Intake Actions of Referrals by Class of Offense, Race and Sex for CY 2008

	White Male	African American Male	Other Race Male	White Female	African American Female	Other Race Female	Unknown Race or Sex	Total
<u>Offenses Against Persons</u>								
Petition Filed	31	9	1	20	2	1	1	65
Motion Filed	1	0	0	0	0	0	0	1
Citation Processed	0	0	0	0	0	0	0	0
Notification of Paternity Processed	0	0	0	0	0	0	0	0
Scheduling of Judicial Review	0	0	0	0	0	0	0	0
Scheduling of Administrative Review	0	0	0	0	0	0	0	0
Scheduling of Foster Care Review	0	0	0	0	0	0	0	0
Unknown	0	0	0	0	0	0	0	0
Does Not Apply	0	0	0	0	0	0	0	0
Other	0	0	0	0	0	0	0	0
Totals	32	9	1	20	2	1	1	66

<u>Offenses Against Property</u>								
Petition Filed	45	6	4	11	3	0	0	69
Motion Filed	1	0	0	0	0	0	0	1
Citation Processed	0	0	0	1	0	0	0	1
Scheduling of Judicial Review	0	0	0	1	0	0	0	1
Notification of Paternity Processed	0	0	0	0	0	0	0	0
Scheduling of Administrative Review	0	0	0	0	0	0	0	0
Scheduling of Foster Care Review	0	0	0	0	0	0	0	0
Unknown	0	0	0	0	0	0	0	0
Does Not Apply	0	0	0	0	0	0	0	0
Other	0	0	0	0	0	0	0	0
Totals	46	6	4	13	3	0	0	72

<u>Illegal Conduct</u>								
Petition Filed	119	14	2	65	13	1	4	218
Citation Processed	45	0	0	22	1	0	1	69
Notification of Paternity Processed	3	0	0	0	0	0	0	3
Motion Filed	1	0	0	0	0	0	0	1
Scheduling of Judicial Review	0	0	0	0	0	0	0	0
Scheduling of Administrative Review	0	0	0	0	0	0	0	0
Scheduling of Foster Care Review	0	0	0	0	0	0	0	0
Unknown	0	0	0	0	0	0	0	0
Does Not Apply	0	0	0	0	0	0	0	0
Other	0	0	0	0	0	0	0	0
Totals	168	14	2	87	14	1	5	291

**TENNESSEE COUNCIL OF JUVENILE AND FAMILY COURT JUDGES
2008 BEDFORD COUNTY JUVENILE COURT STATISTICAL DATA**

Intake Actions of Referrals by Class of Offense, Race and Sex for CY 2008

	White Male	African American Male	Other Race Male	White Female	African American Female	Other Race Female	Unknown Race or Sex	Total
<u>Status Offenses</u>								
Petition Filed	62	2	1	42	5	0	5	117
Citation Processed	4	0	0	0	0	0	1	5
Scheduling of Administrative Review	0	0	0	2	1	0	0	3
Motion Filed	0	0	0	0	0	0	0	0
Notification of Paternity Processed	0	0	0	0	0	0	0	0
Scheduling of Judicial Review	0	0	0	0	0	0	0	0
Scheduling of Foster Care Review	0	0	0	0	0	0	0	0
Unknown	0	0	0	0	0	0	0	0
Does Not Apply	0	0	0	0	0	0	0	0
Other	0	0	0	0	0	0	0	0
Totals	66	2	1	44	6	0	6	125

<u>Dependency/Neglect</u>								
Petition Filed	0	0	0	0	0	0	0	0
Motion Filed	0	0	0	0	0	0	0	0
Citation Processed	0	0	0	0	0	0	0	0
Notification of Paternity Processed	0	0	0	0	0	0	0	0
Scheduling of Judicial Review	0	0	0	0	0	0	0	0
Scheduling of Administrative Review	0	0	0	0	0	0	0	0
Scheduling of Foster Care Review	0	0	0	0	0	0	0	0
Unknown	0	0	0	0	0	0	0	0
Does Not Apply	0	0	0	0	0	0	0	0
Other	0	0	0	0	0	0	0	0
Totals	0	0	0	0	0	0	0	0

<u>Other Violation Proceedings</u>								
Petition Filed	0	0	0	0	0	0	0	0
Motion Filed	0	0	0	0	0	0	0	0
Citation Processed	0	0	0	0	0	0	0	0
Notification of Paternity Processed	0	0	0	0	0	0	0	0
Scheduling of Judicial Review	0	0	0	0	0	0	0	0
Scheduling of Administrative Review	0	0	0	0	0	0	0	0
Scheduling of Foster Care Review	0	0	0	0	0	0	0	0
Unknown	0	0	0	0	0	0	0	0
Does Not Apply	0	0	0	0	0	0	0	0
Other	0	0	0	0	0	0	0	0
Totals	0	0	0	0	0	0	0	0

**TENNESSEE COUNCIL OF JUVENILE AND FAMILY COURT JUDGES
2008 BEDFORD COUNTY JUVENILE COURT STATISTICAL DATA**

Intake Actions of Referrals by Class of Offense, Race and Sex for CY 2008

	White Male	African American Male	Other Race Male	White Female	African American Female	Other Race Female	Unknown Race or Sex	Total
<u>Parentage</u>								
Petition Filed	0	0	0	0	0	0	0	0
Motion Filed	0	0	0	0	0	0	0	0
Citation Processed	0	0	0	0	0	0	0	0
Notification of Paternity Processed	0	0	0	0	0	0	0	0
Scheduling of Judicial Review	0	0	0	0	0	0	0	0
Scheduling of Administrative Review	0	0	0	0	0	0	0	0
Scheduling of Foster Care Review	0	0	0	0	0	0	0	0
Unknown	0	0	0	0	0	0	0	0
Does Not Apply	0	0	0	0	0	0	0	0
Other	0	0	0	0	0	0	0	0
Totals	0	0	0	0	0	0	0	0
<u>Special Proceedings</u>								
Petition Filed	0	0	0	0	0	0	0	0
Motion Filed	0	0	0	0	0	0	0	0
Citation Processed	0	0	0	0	0	0	0	0
Notification of Paternity Processed	0	0	0	0	0	0	0	0
Scheduling of Judicial Review	0	0	0	0	0	0	0	0
Scheduling of Administrative Review	0	0	0	0	0	0	0	0
Scheduling of Foster Care Review	0	0	0	0	0	0	0	0
Unknown	0	0	0	0	0	0	0	0
Does Not Apply	0	0	0	0	0	0	0	0
Other	0	0	0	0	0	0	0	0
Totals	0	0	0	0	0	0	0	0
<u>Other</u>								
Petition Filed	13	0	0	9	4	0	0	26
Citation Processed	0	2	0	1	0	0	0	3
Does Not Apply	0	0	0	1	0	0	0	1
Motion Filed	0	0	0	0	0	0	0	0
Notification of Paternity Processed	0	0	0	0	0	0	0	0
Scheduling of Judicial Review	0	0	0	0	0	0	0	0
Scheduling of Administrative Review	0	0	0	0	0	0	0	0
Scheduling of Foster Care Review	0	0	0	0	0	0	0	0
Unknown	0	0	0	0	0	0	0	0
Other	0	0	0	0	0	0	0	0
Totals	13	2	0	11	4	0	0	30
All Intake Action Totals	325	33	8	175	29	2	12	584

**TENNESSEE COUNCIL OF JUVENILE AND FAMILY COURT JUDGES
2008 BEDFORD COUNTY JUVENILE COURT STATISTICAL DATA**

Detention Statistics at Referral by Individual Child by Race and Sex for CY 2008

	White Male	African American Male	Other Race Male	White Female	African American Female	Other Race Female	Unknown Race or Sex	Total	% of Total Children
Does Not Apply	108	14	3	72	8	1	7	213	69.61%
Juvenile Detention Facility	43	5	0	27	5	0	1	81	26.47%
Non-Secure Placement	8	1	0	3	0	0	0	12	3.92%
Jail - Complete Separation	0	0	0	0	0	0	0	0	0.00%
Jail - Partial Separation	0	0	0	0	0	0	0	0	0.00%
Jail - No Separation	0	0	0	0	0	0	0	0	0.00%
Psychiatric Hospital	0	0	0	0	0	0	0	0	0.00%
Unknown	0	0	0	0	0	0	0	0	0.00%
Other	0	0	0	0	0	0	0	0	0.00%
Totals	159	20	3	102	13	1	8	306	

Detention Statistics at Referral by Individual Case for CY 2008

	Cases	% of Total Cases
Does Not Apply	252	65.29%
Juvenile Detention Facility	119	30.83%
Non-Secure Placement	15	3.89%
Jail - Complete Separation	0	0.00%
Jail - Partial Separation	0	0.00%
Jail - No Separation	0	0.00%
Psychiatric Hospital	0	0.00%
Unknown	0	0.00%
Other	0	0.00%
	386	100.00%

Detention Statistics above are reported separately by Child and by Case. One child may have multiple cases.

Does Not Apply: Refers to cases not eligible for detention due to the type of Referral or the decision not to detain.

**TENNESSEE COUNCIL OF JUVENILE AND FAMILY COURT JUDGES
2008 BEDFORD COUNTY JUVENILE COURT STATISTICAL DATA**

Placement after Secure Detention Hearing by Individual Child by Race and Sex for CY 2008

	White Male	African American Male	Other Race Male	White Female	African American Female	Other Race Female	Unknown Race or Sex	Total	% of Total Children
Does Not Apply	108	14	3	73	8	1	7	214	69.93%
Returned to Prior Living Arr	26	3	0	15	1	0	1	46	15.03%
Juvenile Detention Facility	25	3	0	12	4	0	0	44	14.38%
Shelter / Group Home	0	0	0	1	0	0	0	1	0.33%
Foster Family Home	0	0	0	1	0	0	0	1	0.33%
Jail	0	0	0	0	0	0	0	0	0.00%
Psychiatric Hospital	0	0	0	0	0	0	0	0	0.00%
Unknown	0	0	0	0	0	0	0	0	0.00%
Other	0	0	0	0	0	0	0	0	0.00%
Totals	159	20	3	102	13	1	8	306	

Placement after Secure Detention Hearing by Individual Case for CY 2008

	Cases	% of Total Cases
Does Not Apply	253	65.54%
Juvenile Detention Facility	72	18.65%
Returned to Prior Living Arrangement	58	15.03%
Foster Family Home	2	0.52%
Shelter / Group Home	1	0.26%
Jail	0	0.00%
Psychiatric Hospital	0	0.00%
Unknown	0	0.00%
Other	0	0.00%
	386	100.00%

Detention Statistics above are reported separately by Child and by Case. One child may have multiple cases.

Does Not Apply: Refers to cases not eligible for detention due to the type of Referral or the decision not to detain.

**TENNESSEE COUNCIL OF JUVENILE AND FAMILY COURT JUDGES
2008 BEDFORD COUNTY JUVENILE COURT STATISTICAL DATA**

Dispositional Procedures for CY 2008

Procedures used to Dispose or Adjust all Referrals

	Number	% of All Referrals
Formally Adjudicated	436	74.66%
Informally Adjusted	4	0.68%
Transfer to Adult Court Hearings and Charges Cleared	2	0.34%
Otherwise Handled	142	24.32%
	584	100.00%

Referrals Disposed by Formal Adjudicatory Proceedings

	Number	% of All Referrals
Dismissed	44	7.53%
Retired / Nolle Prosequi	28	4.79%
Complaint Substantiated Delinquent	276	47.26%
Complaint Substantiated Status Offender	85	14.55%
Complaint Substantiated Dependent/Neglect	3	0.51%
Complaint Substantiated Abused	0	0.00%
Complaint Substantiated Mentally Ill	0	0.00%
	436	74.64%

Referrals Disposed by Other Actions

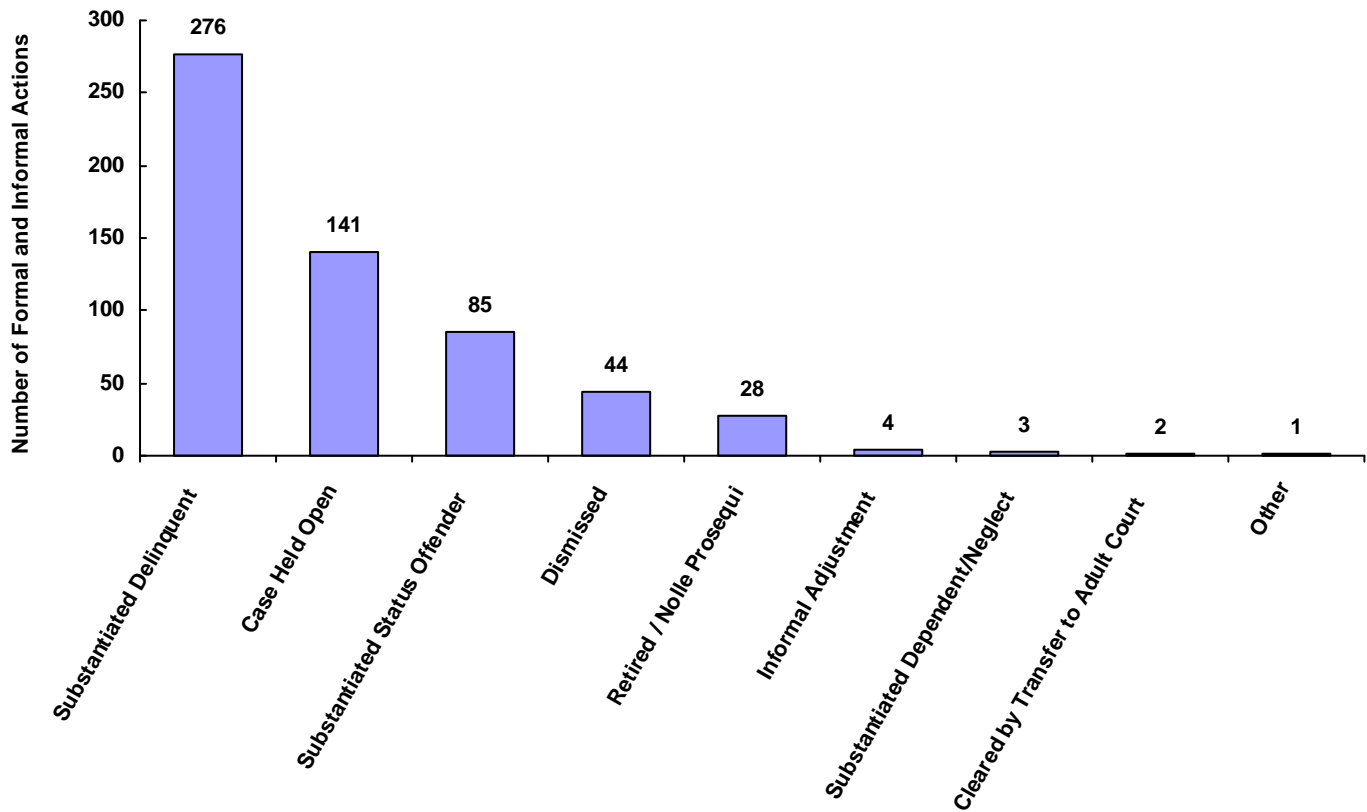
	Number	% of All Referrals
Informal Adjustment	4	0.68%
Transfer to Adult Court Hearing	0	0.00%
Charges Cleared by Transfer to Adult Court	2	0.34%
Pretrial Diversion	0	0.00%
Special Proceeding	0	0.00%
Review Concluded	0	0.00%
Case Held Open	141	24.14%
Other	1	0.17%
Unknown	0	0.00%
	148	25.33%

**TENNESSEE COUNCIL OF JUVENILE AND FAMILY COURT JUDGES
2008 BEDFORD COUNTY JUVENILE COURT STATISTICAL DATA**

Formal and Informal Actions by Race and Sex for CY 2008

	White Male	African American Male	Other Race Male	White Female	African American Female	Other Race Female	Unknown Race or Sex	Total	% of Total Referrals
Dismissed	29	2	2	10	0	0	1	44	7.53%
Retired / Nolle Prosequi	16	1	0	8	2	0	1	28	4.79%
Substantiated Delinquent	166	20	5	64	16	2	3	276	47.26%
Substantiated Status Offender	37	3	0	32	7	0	6	85	14.55%
Substantiated Dependent/Neglect	0	0	0	3	0	0	0	3	0.51%
Substantiated Abused	0	0	0	0	0	0	0	0	0.00%
Substantiated Mentally Ill	0	0	0	0	0	0	0	0	0.00%
Informal Adjustment	2	0	0	1	1	0	0	4	0.68%
Pretrial Diversion	0	0	0	0	0	0	0	0	0.00%
Transfer to Adult Court Hearing	0	0	0	0	0	0	0	0	0.00%
Cleared by Transfer to Adult Court	0	0	0	2	0	0	0	2	0.34%
Special Proceeding	0	0	0	0	0	0	0	0	0.00%
Review Concluded	0	0	0	0	0	0	0	0	0.00%
Case Held Open	75	7	1	54	3	0	1	141	24.14%
Unknown	0	0	0	0	0	0	0	0	0.00%
Other	0	0	0	1	0	0	0	1	0.17%
Totals	325	33	8	175	29	2	12	584	

Total Formal and Informal Actions



**TENNESSEE COUNCIL OF JUVENILE AND FAMILY COURT JUDGES
2008 BEDFORD COUNTY JUVENILE COURT STATISTICAL DATA**

Formal and Informal Actions by Type of Offense, Race and Sex for CY 2008

	White Male	African American Male	Other Race Male	White Female	African American Female	Other Race Female	Unknown Race or Sex	Total
<u>Delinquent</u>								
Complaint Substantiated Delinquent	148	19	5	52	13	2	3	242
Case Held Open	60	7	0	45	3	0	0	115
Dismissed	23	1	2	9	0	0	1	36
Retired / Nolle Prosequi	10	1	0	6	2	0	1	20
Complaint Substantiated Status Offender	5	1	0	5	1	0	1	13
Charges Cleared by Transfer to Adult Court	0	0	0	2	0	0	0	2
Complaint Substantiated Dependent/Neglect	0	0	0	1	0	0	0	1
Complaint Substantiated Abused	0	0	0	0	0	0	0	0
Complaint Substantiated Mentally Ill	0	0	0	0	0	0	0	0
Informal Adjustment	0	0	0	0	0	0	0	0
Pretrial Diversion	0	0	0	0	0	0	0	0
Transfer to Adult Court Hearing	0	0	0	0	0	0	0	0
Special Proceeding	0	0	0	0	0	0	0	0
Review Concluded	0	0	0	0	0	0	0	0
Unknown	0	0	0	0	0	0	0	0
Other	0	0	0	0	0	0	0	0
Totals	246	29	7	120	19	2	6	429

<u>Status</u>								
Complaint Substantiated Status Offender	32	2	0	27	5	0	5	71
Case Held Open	10	0	1	7	0	0	1	19
Complaint Substantiated Delinquent	10	0	0	6	0	0	0	16
Retired / Nolle Prosequi	6	0	0	2	0	0	0	8
Dismissed	6	0	0	0	0	0	0	6
Informal Adjustment	2	0	0	1	1	0	0	4
Complaint Substantiated Dependent/Neglect	0	0	0	1	0	0	0	1
Complaint Substantiated Abused	0	0	0	0	0	0	0	0
Complaint Substantiated Mentally Ill	0	0	0	0	0	0	0	0
Pretrial Diversion	0	0	0	0	0	0	0	0
Transfer to Adult Court Hearing	0	0	0	0	0	0	0	0
Charges Cleared by Transfer to Adult Court	0	0	0	0	0	0	0	0
Special Proceeding	0	0	0	0	0	0	0	0
Review Concluded	0	0	0	0	0	0	0	0
Unknown	0	0	0	0	0	0	0	0
Other	0	0	0	0	0	0	0	0
Totals	66	2	1	44	6	0	6	125

**TENNESSEE COUNCIL OF JUVENILE AND FAMILY COURT JUDGES
2008 BEDFORD COUNTY JUVENILE COURT STATISTICAL DATA**

Formal and Informal Actions by Type of Offense, Race and Sex for CY 2008

	White Male	African American Male	Other Race Male	White Female	African American Female	Other Race Female	Unknown Race or Sex	Total
<u>Dependency and Neglect</u>								
Dismissed	0	0	0	0	0	0	0	0
Retired / Nolle Prosequi	0	0	0	0	0	0	0	0
Complaint Substantiated Delinquent	0	0	0	0	0	0	0	0
Complaint Substantiated Status Offender	0	0	0	0	0	0	0	0
Complaint Substantiated Dependent/Neglect	0	0	0	0	0	0	0	0
Complaint Substantiated Abused	0	0	0	0	0	0	0	0
Complaint Substantiated Mentally Ill	0	0	0	0	0	0	0	0
Informal Adjustment	0	0	0	0	0	0	0	0
Pretrial Diversion	0	0	0	0	0	0	0	0
Transfer to Adult Court Hearing	0	0	0	0	0	0	0	0
Charges Cleared by Transfer to Adult Court	0	0	0	0	0	0	0	0
Special Proceeding	0	0	0	0	0	0	0	0
Review Concluded	0	0	0	0	0	0	0	0
Case Held Open	0	0	0	0	0	0	0	0
Unknown	0	0	0	0	0	0	0	0
Other	0	0	0	0	0	0	0	0
Totals	0	0	0	0	0	0	0	0
<u>Other Violations</u>								
Dismissed	0	0	0	0	0	0	0	0
Retired / Nolle Prosequi	0	0	0	0	0	0	0	0
Complaint Substantiated Delinquent	0	0	0	0	0	0	0	0
Complaint Substantiated Status Offender	0	0	0	0	0	0	0	0
Complaint Substantiated Dependent/Neglect	0	0	0	0	0	0	0	0
Complaint Substantiated Abused	0	0	0	0	0	0	0	0
Complaint Substantiated Mentally Ill	0	0	0	0	0	0	0	0
Informal Adjustment	0	0	0	0	0	0	0	0
Pretrial Diversion	0	0	0	0	0	0	0	0
Transfer to Adult Court Hearing	0	0	0	0	0	0	0	0
Charges Cleared by Transfer to Adult Court	0	0	0	0	0	0	0	0
Special Proceeding	0	0	0	0	0	0	0	0
Review Concluded	0	0	0	0	0	0	0	0
Case Held Open	0	0	0	0	0	0	0	0
Unknown	0	0	0	0	0	0	0	0
Other	0	0	0	0	0	0	0	0
Totals	0	0	0	0	0	0	0	0

**TENNESSEE COUNCIL OF JUVENILE AND FAMILY COURT JUDGES
2008 BEDFORD COUNTY JUVENILE COURT STATISTICAL DATA**

Formal and Informal Actions by Type of Offense, Race and Sex for CY 2008

	White Male	African American Male	Other Race Male	White Female	African American Female	Other Race Female	Unknown Race or Sex	Total
Special Proceedings								
Dismissed	0	0	0	0	0	0	0	0
Retired / Nolle Prosequi	0	0	0	0	0	0	0	0
Complaint Substantiated Delinquent	0	0	0	0	0	0	0	0
Complaint Substantiated Status Offender	0	0	0	0	0	0	0	0
Complaint Substantiated Dependent/Neglect	0	0	0	0	0	0	0	0
Complaint Substantiated Abused	0	0	0	0	0	0	0	0
Complaint Substantiated Mentally Ill	0	0	0	0	0	0	0	0
Informal Adjustment	0	0	0	0	0	0	0	0
Pretrial Diversion	0	0	0	0	0	0	0	0
Transfer to Adult Court Hearing	0	0	0	0	0	0	0	0
Charges Cleared by Transfer to Adult Court	0	0	0	0	0	0	0	0
Special Proceeding	0	0	0	0	0	0	0	0
Review Concluded	0	0	0	0	0	0	0	0
Case Held Open	0	0	0	0	0	0	0	0
Unknown	0	0	0	0	0	0	0	0
Other	0	0	0	0	0	0	0	0
Totals	0	0	0	0	0	0	0	0
Other								
Complaint Substantiated Delinquent	8	1	0	6	3	0	0	18
Case Held Open	5	0	0	2	0	0	0	7
Dismissed	0	1	0	1	0	0	0	2
Complaint Substantiated Status Offender	0	0	0	0	1	0	0	1
Complaint Substantiated Dependent/Neglect	0	0	0	1	0	0	0	1
Other	0	0	0	1	0	0	0	1
Retired / Nolle Prosequi	0	0	0	0	0	0	0	0
Complaint Substantiated Abused	0	0	0	0	0	0	0	0
Complaint Substantiated Mentally Ill	0	0	0	0	0	0	0	0
Informal Adjustment	0	0	0	0	0	0	0	0
Pretrial Diversion	0	0	0	0	0	0	0	0
Transfer to Adult Court Hearing	0	0	0	0	0	0	0	0
Charges Cleared by Transfer to Adult Court	0	0	0	0	0	0	0	0
Special Proceeding	0	0	0	0	0	0	0	0
Review Concluded	0	0	0	0	0	0	0	0
Unknown	0	0	0	0	0	0	0	0
Totals	13	2	0	11	4	0	0	30
All Action Totals	325	33	8	175	29	2	12	584

**TENNESSEE COUNCIL OF JUVENILE AND FAMILY COURT JUDGES
2008 BEDFORD COUNTY JUVENILE COURT STATISTICAL DATA**

Formal and Informal Actions by Class of Referral, Race and Sex for CY 2008

	White Male	African American Male	Other Race Male	White Female	African American Female	Other Race Female	Unknown Race or Sex	Total
<u>Offenses Against Persons</u>								
Complaint Substantiated Delinquent	26	7	1	12	2	1	0	49
Retired / Nolle Prosequi	2	0	0	3	0	0	1	6
Case Held Open	1	1	0	4	0	0	0	6
Dismissed	3	0	0	0	0	0	0	3
Complaint Substantiated Status Offender	0	1	0	0	0	0	0	1
Charges Cleared by Transfer to Adult Court	0	0	0	1	0	0	0	1
Complaint Substantiated Dependent/Neglect	0	0	0	0	0	0	0	0
Complaint Substantiated Abused	0	0	0	0	0	0	0	0
Complaint Substantiated Mentally Ill	0	0	0	0	0	0	0	0
Informal Adjustment	0	0	0	0	0	0	0	0
Pretrial Diversion	0	0	0	0	0	0	0	0
Transfer to Adult Court Hearing	0	0	0	0	0	0	0	0
Special Proceeding	0	0	0	0	0	0	0	0
Review Concluded	0	0	0	0	0	0	0	0
Unknown	0	0	0	0	0	0	0	0
Other	0	0	0	0	0	0	0	0
Totals	32	9	1	20	2	1	1	66

<u>Offenses Against Property</u>								
Complaint Substantiated Delinquent	39	5	4	9	3	0	0	60
Dismissed	3	1	0	0	0	0	0	4
Case Held Open	2	0	0	2	0	0	0	4
Retired / Nolle Prosequi	2	0	0	0	0	0	0	2
Complaint Substantiated Status Offender	0	0	0	2	0	0	0	2
Complaint Substantiated Dependent/Neglect	0	0	0	0	0	0	0	0
Complaint Substantiated Abused	0	0	0	0	0	0	0	0
Complaint Substantiated Mentally Ill	0	0	0	0	0	0	0	0
Informal Adjustment	0	0	0	0	0	0	0	0
Pretrial Diversion	0	0	0	0	0	0	0	0
Transfer to Adult Court Hearing	0	0	0	0	0	0	0	0
Charges Cleared by Transfer to Adult Court	0	0	0	0	0	0	0	0
Special Proceeding	0	0	0	0	0	0	0	0
Review Concluded	0	0	0	0	0	0	0	0
Unknown	0	0	0	0	0	0	0	0
Other	0	0	0	0	0	0	0	0
Totals	46	6	4	13	3	0	0	72

**TENNESSEE COUNCIL OF JUVENILE AND FAMILY COURT JUDGES
2008 BEDFORD COUNTY JUVENILE COURT STATISTICAL DATA**

Formal and Informal Actions by Class of Referral, Race and Sex for CY 2008

	White Male	African American Male	Other Race Male	White Female	African American Female	Other Race Female	Unknown Race or Sex	Total
<u>Illegal Conduct</u>								
Complaint Substantiated Delinquent	83	7	0	31	8	1	3	133
Case Held Open	57	6	0	39	3	0	0	105
Dismissed	17	0	2	9	0	0	1	29
Retired / Nolle Prosequi	6	1	0	3	2	0	0	12
Complaint Substantiated Status Offender	5	0	0	3	1	0	1	10
Complaint Substantiated Dependent/Neglect	0	0	0	1	0	0	0	1
Charges Cleared by Transfer to Adult Court	0	0	0	1	0	0	0	1
Complaint Substantiated Abused	0	0	0	0	0	0	0	0
Complaint Substantiated Mentally Ill	0	0	0	0	0	0	0	0
Informal Adjustment	0	0	0	0	0	0	0	0
Pretrial Diversion	0	0	0	0	0	0	0	0
Transfer to Adult Court Hearing	0	0	0	0	0	0	0	0
Special Proceeding	0	0	0	0	0	0	0	0
Review Concluded	0	0	0	0	0	0	0	0
Unknown	0	0	0	0	0	0	0	0
Other	0	0	0	0	0	0	0	0
Totals	168	14	2	87	14	1	5	291

Status Offenses

Complaint Substantiated Status Offender	32	2	0	27	5	0	5	71
Case Held Open	10	0	1	7	0	0	1	19
Complaint Substantiated Delinquent	10	0	0	6	0	0	0	16
Retired / Nolle Prosequi	6	0	0	2	0	0	0	8
Dismissed	6	0	0	0	0	0	0	6
Informal Adjustment	2	0	0	1	1	0	0	4
Complaint Substantiated Dependent/Neglect	0	0	0	1	0	0	0	1
Complaint Substantiated Abused	0	0	0	0	0	0	0	0
Complaint Substantiated Mentally Ill	0	0	0	0	0	0	0	0
Pretrial Diversion	0	0	0	0	0	0	0	0
Transfer to Adult Court Hearing	0	0	0	0	0	0	0	0
Charges Cleared by Transfer to Adult Court	0	0	0	0	0	0	0	0
Special Proceeding	0	0	0	0	0	0	0	0
Review Concluded	0	0	0	0	0	0	0	0
Unknown	0	0	0	0	0	0	0	0
Other	0	0	0	0	0	0	0	0
Totals	66	2	1	44	6	0	6	125

**TENNESSEE COUNCIL OF JUVENILE AND FAMILY COURT JUDGES
2008 BEDFORD COUNTY JUVENILE COURT STATISTICAL DATA**

Formal and Informal Actions by Class of Referral, Race and Sex for CY 2008

	White Male	African American Male	Other Race Male	White Female	African American Female	Other Race Female	Unknown Race or Sex	Total
<u>Dependency/Neglect</u>								
Dismissed	0	0	0	0	0	0	0	0
Retired / Nolle Prosequi	0	0	0	0	0	0	0	0
Complaint Substantiated Delinquent	0	0	0	0	0	0	0	0
Complaint Substantiated Status Offender	0	0	0	0	0	0	0	0
Complaint Substantiated Dependent/Neglect	0	0	0	0	0	0	0	0
Complaint Substantiated Abused	0	0	0	0	0	0	0	0
Complaint Substantiated Mentally Ill	0	0	0	0	0	0	0	0
Informal Adjustment	0	0	0	0	0	0	0	0
Pretrial Diversion	0	0	0	0	0	0	0	0
Transfer to Adult Court Hearing	0	0	0	0	0	0	0	0
Charges Cleared by Transfer to Adult Court	0	0	0	0	0	0	0	0
Special Proceeding	0	0	0	0	0	0	0	0
Review Concluded	0	0	0	0	0	0	0	0
Case Held Open	0	0	0	0	0	0	0	0
Unknown	0	0	0	0	0	0	0	0
Other	0	0	0	0	0	0	0	0
Totals	0	0	0	0	0	0	0	0

Other Violation Proceedings

Dismissed	0	0	0	0	0	0	0	0
Retired / Nolle Prosequi	0	0	0	0	0	0	0	0
Complaint Substantiated Delinquent	0	0	0	0	0	0	0	0
Complaint Substantiated Status Offender	0	0	0	0	0	0	0	0
Complaint Substantiated Dependent/Neglect	0	0	0	0	0	0	0	0
Complaint Substantiated Abused	0	0	0	0	0	0	0	0
Complaint Substantiated Mentally Ill	0	0	0	0	0	0	0	0
Informal Adjustment	0	0	0	0	0	0	0	0
Pretrial Diversion	0	0	0	0	0	0	0	0
Transfer to Adult Court Hearing	0	0	0	0	0	0	0	0
Charges Cleared by Transfer to Adult Court	0	0	0	0	0	0	0	0
Special Proceeding	0	0	0	0	0	0	0	0
Review Concluded	0	0	0	0	0	0	0	0
Case Held Open	0	0	0	0	0	0	0	0
Unknown	0	0	0	0	0	0	0	0
Other	0	0	0	0	0	0	0	0
Totals	0	0	0	0	0	0	0	0

**TENNESSEE COUNCIL OF JUVENILE AND FAMILY COURT JUDGES
2008 BEDFORD COUNTY JUVENILE COURT STATISTICAL DATA**

Formal and Informal Actions by Class of Referral, Race and Sex for CY 2008

	White Male	African American Male	Other Race Male	White Female	African American Female	Other Race Female	Unknown Race or Sex	Total
<u>Parentage</u>								
Dismissed	0	0	0	0	0	0	0	0
Retired / Nolle Prosequi	0	0	0	0	0	0	0	0
Complaint Substantiated Delinquent	0	0	0	0	0	0	0	0
Complaint Substantiated Status Offender	0	0	0	0	0	0	0	0
Complaint Substantiated Dependent/Neglect	0	0	0	0	0	0	0	0
Complaint Substantiated Abused	0	0	0	0	0	0	0	0
Complaint Substantiated Mentally Ill	0	0	0	0	0	0	0	0
Informal Adjustment	0	0	0	0	0	0	0	0
Pretrial Diversion	0	0	0	0	0	0	0	0
Transfer to Adult Court Hearing	0	0	0	0	0	0	0	0
Charges Cleared by Transfer to Adult Court	0	0	0	0	0	0	0	0
Special Proceeding	0	0	0	0	0	0	0	0
Review Concluded	0	0	0	0	0	0	0	0
Case Held Open	0	0	0	0	0	0	0	0
Unknown	0	0	0	0	0	0	0	0
Other	0	0	0	0	0	0	0	0
Totals	0	0	0	0	0	0	0	0

<u>Special Proceedings</u>								
Dismissed	0	0	0	0	0	0	0	0
Retired / Nolle Prosequi	0	0	0	0	0	0	0	0
Complaint Substantiated Delinquent	0	0	0	0	0	0	0	0
Complaint Substantiated Status Offender	0	0	0	0	0	0	0	0
Complaint Substantiated Dependent/Neglect	0	0	0	0	0	0	0	0
Complaint Substantiated Abused	0	0	0	0	0	0	0	0
Complaint Substantiated Mentally Ill	0	0	0	0	0	0	0	0
Informal Adjustment	0	0	0	0	0	0	0	0
Pretrial Diversion	0	0	0	0	0	0	0	0
Transfer to Adult Court Hearing	0	0	0	0	0	0	0	0
Charges Cleared by Transfer to Adult Court	0	0	0	0	0	0	0	0
Special Proceeding	0	0	0	0	0	0	0	0
Review Concluded	0	0	0	0	0	0	0	0
Case Held Open	0	0	0	0	0	0	0	0
Unknown	0	0	0	0	0	0	0	0
Other	0	0	0	0	0	0	0	0
Totals	0	0	0	0	0	0	0	0

**TENNESSEE COUNCIL OF JUVENILE AND FAMILY COURT JUDGES
2008 BEDFORD COUNTY JUVENILE COURT STATISTICAL DATA**

Formal and Informal Actions by Class of Referral, Race and Sex for CY 2008

	White Male	African American Male	Other Race Male	White Female	African American Female	Other Race Female	Unknown Race or Sex	Total
Other								
Complaint Substantiated Delinquent	8	1	0	6	3	0	0	18
Case Held Open	5	0	0	2	0	0	0	7
Dismissed	0	1	0	1	0	0	0	2
Complaint Substantiated Status Offender	0	0	0	0	1	0	0	1
Complaint Substantiated Dependent/Neglect	0	0	0	1	0	0	0	1
Other	0	0	0	1	0	0	0	1
Retired / Nolle Prosequi	0	0	0	0	0	0	0	0
Complaint Substantiated Abused	0	0	0	0	0	0	0	0
Complaint Substantiated Mentally Ill	0	0	0	0	0	0	0	0
Informal Adjustment	0	0	0	0	0	0	0	0
Pretrial Diversion	0	0	0	0	0	0	0	0
Transfer to Adult Court Hearing	0	0	0	0	0	0	0	0
Charges Cleared by Transfer to Adult Court	0	0	0	0	0	0	0	0
Special Proceeding	0	0	0	0	0	0	0	0
Review Concluded	0	0	0	0	0	0	0	0
Unknown	0	0	0	0	0	0	0	0
Totals	13	2	0	11	4	0	0	30
<hr/>								
All Action Totals	325	33	8	175	29	2	12	584

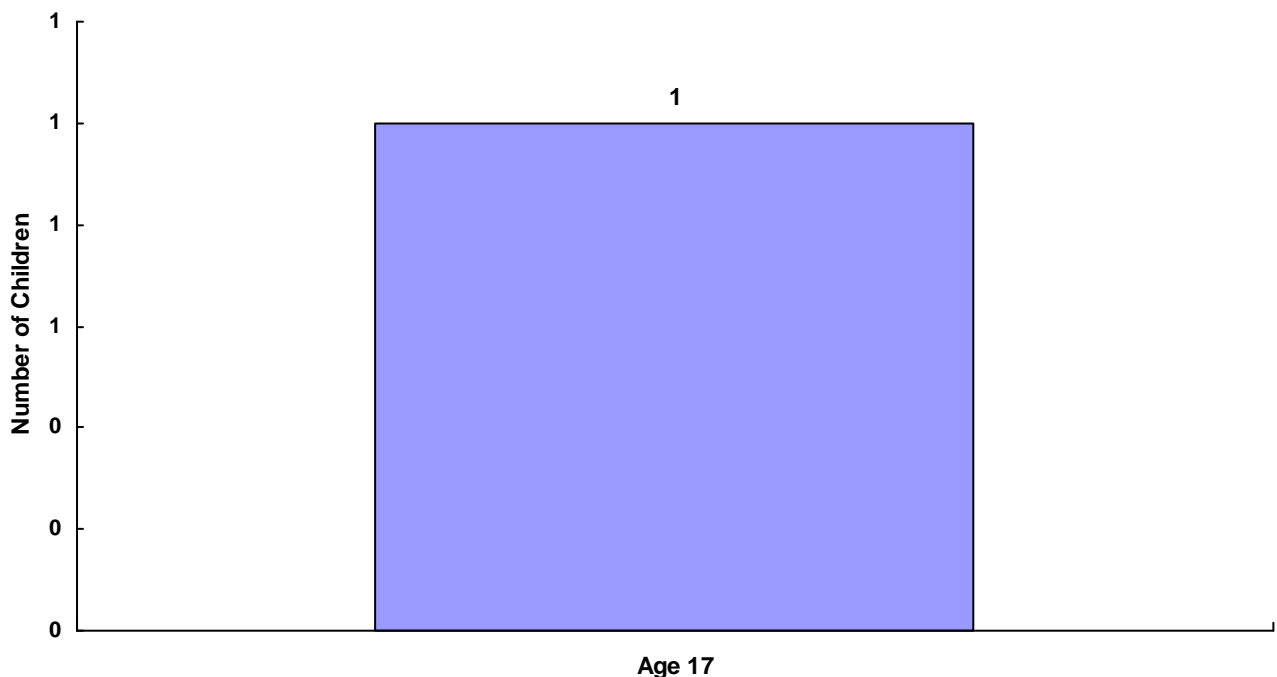
**TENNESSEE COUNCIL OF JUVENILE AND FAMILY COURT JUDGES
2008 BEDFORD COUNTY JUVENILE COURT STATISTICAL DATA**

Children Transferred to Adult Court by Age at Disposition Date, Race and Sex for CY 2008

Total Children = 306

	White Male	African American Male	Other Race Male	White Female	African American Female	Other Race Female	Unknown Race or Sex	Total	% of All Children Referred
Age Under 1	0	0	0	0	0	0	0	0	0.00%
Age 1	0	0	0	0	0	0	0	0	0.00%
Age 2	0	0	0	0	0	0	0	0	0.00%
Age 3	0	0	0	0	0	0	0	0	0.00%
Age 4	0	0	0	0	0	0	0	0	0.00%
Age 5	0	0	0	0	0	0	0	0	0.00%
Age 6	0	0	0	0	0	0	0	0	0.00%
Age 7	0	0	0	0	0	0	0	0	0.00%
Age 8	0	0	0	0	0	0	0	0	0.00%
Age 9	0	0	0	0	0	0	0	0	0.00%
Age 10	0	0	0	0	0	0	0	0	0.00%
Age 11	0	0	0	0	0	0	0	0	0.00%
Age 12	0	0	0	0	0	0	0	0	0.00%
Age 13	0	0	0	0	0	0	0	0	0.00%
Age 14	0	0	0	0	0	0	0	0	0.00%
Age 15	0	0	0	0	0	0	0	0	0.00%
Age 16	0	0	0	0	0	0	0	0	0.00%
Age 17	0	0	0	1	0	0	0	1	0.33%
Age 18	0	0	0	0	0	0	0	0	0.00%
Age 19 and Over	0	0	0	0	0	0	0	0	0.00%
Totals	0	0	0	1	0	0	0	1	

Total Children Transferred to Adult Court



**TENNESSEE COUNCIL OF JUVENILE AND FAMILY COURT JUDGES
2008 BEDFORD COUNTY JUVENILE COURT STATISTICAL DATA**

Outcomes by Type Of Disposition, Race and Sex for CY 2008

	White Male	African American Male	Other Race Male	White Female	African American Female	Other Race Female	Unknown Race or Sex	Total
General Action Codes								
Supervision / Probation to Juvenile Court	81	5	0	49	8	0	7	150
Held Open For Review	29	4	1	27	2	0	0	63
Referred to Defensive Driving School	21	2	0	18	0	0	0	41
Case Retired or Nolle Prosequi	15	0	0	11	2	0	1	29
Case Dismissed	12	1	0	4	0	0	0	17
Public Service	10	1	0	3	0	0	0	14
Restitution	5	0	0	5	0	0	0	10
Fine	6	0	0	0	0	0	0	6
Warned / Counseled	1	0	0	1	1	0	0	3
Referred for Mental Health Counseling	0	0	0	1	0	0	0	1
Referral to Juvenile Court Educ-Based Pgm	1	0	0	0	0	0	0	1
Voluntary Placement with DMHMR	1	0	0	0	0	0	0	1
Probation to Parents	0	0	0	0	0	0	0	0
Referral to Another Entity for Superv/Servc	0	0	0	0	0	0	0	0
Referred for Alcohol and Drug Counseling	0	0	0	0	0	0	0	0
Referred to Alternative School	0	0	0	0	0	0	0	0
Referred to Private Child Agency	0	0	0	0	0	0	0	0
Referred to Alcohol Safety School	0	0	0	0	0	0	0	0
Driver's License Held Informally	0	0	0	0	0	0	0	0
Private Mental Health Placement	0	0	0	0	0	0	0	0
Private MR Placement	0	0	0	0	0	0	0	0
Placement with City/Cnty Agcy/Facility	0	0	0	0	0	0	0	0
Placement with Relative / Other Individual	0	0	0	0	0	0	0	0
Runaway Returned	0	0	0	0	0	0	0	0
No Contact Order	0	0	0	0	0	0	0	0
Injunction Other than No Contact Order	0	0	0	0	0	0	0	0
House Arrest	0	0	0	0	0	0	0	0
Court Defined Curfew	0	0	0	0	0	0	0	0
Dismissed from Informal Adjustment	0	0	0	0	0	0	0	0
Dismissed from Pretrial Diversion	0	0	0	0	0	0	0	0
Released from Probation	0	0	0	0	0	0	0	0
Totals	182	13	1	119	13	0	8	336

**TENNESSEE COUNCIL OF JUVENILE AND FAMILY COURT JUDGES
2008 BEDFORD COUNTY JUVENILE COURT STATISTICAL DATA**

Outcomes by Type Of Disposition, Race and Sex for CY 2008

	White Male	African American Male	Other Race Male	White Female	African American Female	Other Race Female	Unknown Race or Sex	Total
<u>Formal Action Codes</u>								
DCS Probation	34	9	2	16	4	1	0	66
DCS Commitment - Custody	13	0	0	11	0	0	0	24
Placed Under a Valid Court Order	8	0	0	7	1	0	0	16
DCS Commitment - Suspended	3	4	1	2	1	1	0	12
Other Intensive Probation	4	1	1	3	1	0	0	10
Transfer to Another Juvenile Court for Dispo	2	2	0	4	1	0	0	9
Transferred to Adult Court	0	0	0	1	0	0	0	1
DCS Commitment - Determinate	0	1	0	0	0	0	0	1
Supervision by DCS	1	0	0	0	0	0	0	1
DMHMR Involuntary Commitment	0	0	0	0	0	0	0	0
DCS Intensive Probation	0	0	0	0	0	0	0	0
Parental Rights Terminated	0	0	0	0	0	0	0	0
Parental Rights Not Terminated	0	0	0	0	0	0	0	0
Totals	65	17	4	44	8	2	0	140

Special Proceedings

Court Costs	5	0	0	0	0	0	0	5
Order of Reference to DCS	0	0	0	0	0	0	0	0
Foster Care Terminated	0	0	0	0	0	0	0	0
Foster Care Continued	0	0	0	0	0	0	0	0
Custody Changed	0	0	0	0	0	0	0	0
Custody Unchanged	0	0	0	0	0	0	0	0
Visitation Changed	0	0	0	0	0	0	0	0
Visitation Unchanged	0	0	0	0	0	0	0	0
Voluntary Acknowledgement of Paternity	0	0	0	0	0	0	0	0
Paternity Determined / Child Legitimated	0	0	0	0	0	0	0	0
Paternity Not Determ/Child Not Legitimated	0	0	0	0	0	0	0	0
Child Support Granted	0	0	0	0	0	0	0	0
Child Support Amended	0	0	0	0	0	0	0	0
Child Support Denied	0	0	0	0	0	0	0	0
Child Support Terminated	0	0	0	0	0	0	0	0
Request for Medical Treatment Granted	0	0	0	0	0	0	0	0
Request for Medical Treatment Denied	0	0	0	0	0	0	0	0
Consent to Marry Granted	0	0	0	0	0	0	0	0
Consent to Marry Denied	0	0	0	0	0	0	0	0
Totals	5	0	0	0	0	0	0	5

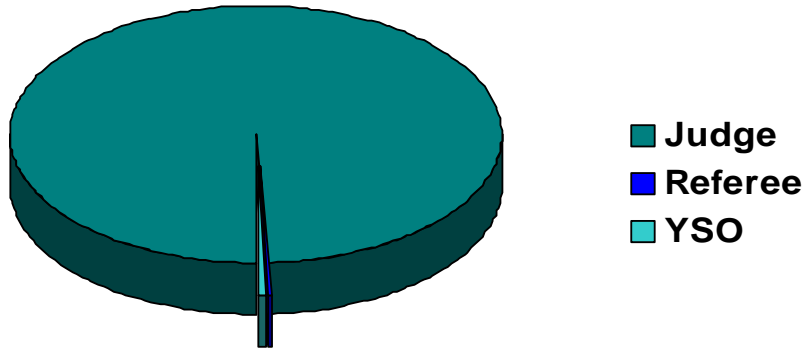
Other Outcome Codes

Other	18	0	0	9	1	0	0	28
Totals	18	0	0	9	1	0	0	28

All Outcome Totals	270	30	5	172	22	2	8	509
---------------------------	------------	-----------	----------	------------	-----------	----------	----------	------------

**TENNESSEE COUNCIL OF JUVENILE AND FAMILY COURT JUDGES
2008 BEDFORD COUNTY JUVENILE COURT STATISTICAL DATA**

Breakdown of Referrals by Court Personnel Executing the Action in CY 2008



	Referrals	% of Referrals
Judge	579	99.14%
Referee	1	0.17%
YSO	4	0.68%
Other	0	0.00%
Total	584	100.00%