

2008

State of Tennessee

Annual Juvenile Court Statistical Report

Chester County Breakdown

TABLE OF CONTENTS

Report Numbers Listed Below are shown at the Bottom of each Report, followed by the Report Page Number

	Report Number
Juvenile Court Referral Process	
Chart – The Juvenile Court Referral Process	1
Chart – Delinquent, Dependent/Neglect/Abuse, and Status/Unruly Referrals	2
Chart – Referrals by Type of Offense	3
Chart – Referrals for Status/Unruly Offenses	4
Children and Referral Counts by Race and Sex	
Table – Children with Delinquent Referrals by Race and Sex	5
Table – Children with Status/Unruly Referrals by Race and Sex	5
Table – Children with Dependency/Neglect/Abuse Allegations by Race and Sex	5
Table – Referrals Delinquent Referrals by Race and Sex	6
Table – Referrals Status/Unruly Referrals by Race and Sex	6
Table – Referrals Dependency/Neglect/Abuse Allegations by Race and Sex	6
Table/Chart – Referrals by Age Group, Race and Sex	7
Table/Chart – Children Referred by Age, Race and Sex	8
Table/Chart – Children Referred by Race and Sex	9
Table/Chart – Children of Hispanic Origin by Race and Sex	10
Table – Referrals by Type of Offense, Age Group, Race and Sex	11
Living Arrangement of the Child at Time of Referral	
Table/Chart – Living Arrangement at Time of Referral by Race and Sex	12
School Status of Individual Children at Time of Referral to Juvenile Court	
Table – Last Grade Completed by Children by Race and Sex	13
Table – Children Enrolled in School	13
Table – Children Enrolled in Special Education	13
Referral Information by Race, Sex and Class of Referral/Offense	
Table/Chart – Class of Referrals by Race and Sex	14
Table - Referrals by Class and Type of Offense by Race and Sex	15
Referral Reasons by Type, Race and Sex	
Table – Referral Reasons by Type of Offense, Race and Sex	16
Table – Top 4 Referral Reasons by Sex and Race	17
Table – Top 4 Referral Reasons by Sex, Race and Type of Offense	18
Source of Referrals to the Juvenile Court	
Table – Source of Referrals by Race and Sex	19
Table – Six Most Frequent Referral Reasons by Source, Race and Sex	20
Table – Source of Referrals by Type of Offense, Race and Sex	21
Children Referred with Weapons Charges	
Table/Chart – Children Referred for Unlawful Carrying/Possession of a Weapon by Age, Race and Sex	22
Table/Chart – Children Referred for Carrying Weapons on School Property	23
Intake Actions at Referral	
Table/Chart – Intake Actions at Referral by Race and Sex	24
Table/Chart – Intake Actions of Referrals by Class of Offense, Race and Sex	25

TABLE OF CONTENTS


Report Numbers Listed Below are shown at the Bottom of each Report, followed by the Report Page Number

	Report Number
Detention Statistics at Referral	
Table – Detention Statistics at Referral by Individual Child by Race and Sex	26
Table – Detention Statistics at Referral by Individual Case	26
Table – Placement After Secure Detention Hearing by Individual Child by Race and Sex	27
Table – Placement After Secure Detention Hearing by Individual Case	27
Dispositional Procedures	
Table – Procedures used to Dispose or Adjust All Referrals	28
Table – Referrals Disposed by Formal Adjudicatory Proceedings	28
Table – Referrals Disposed by Other Actions	28
Formal and Informal Actions	
Table/Chart – Formal and Informal Actions by Race and Sex	29
Table – Formal and Informal Actions by Type of Offense, Race and Sex	30
Table – Formal and Informal Actions by Class of Referral, Race and Sex	31
Children Transferred to Adult Court	
Table/Chart – Children Transferred to Adult Court by Age, Race and Sex	32
Outcomes by Type of Disposition	
Table – Outcomes by Type of Disposition, Race and Sex	33
Juvenile Court Referrals Disposed County-Wide Based on Number of Referrals	
Table/Chart – Breakdown of Referrals by Court Personnel Executing the Action	34

**TENNESSEE COUNCIL OF JUVENILE AND FAMILY COURT JUDGES
2008 CHESTER COUNTY JUVENILE COURT STATISTICAL DATA**

The Juvenile Court Referral Process for CY 2008

Delinquent 193	Status 24	Dependency and Neglect 18	Other Violations 0	Special Proceedings 7	Parentage 121	Other 14
--------------------------	---------------------	-------------------------------------	------------------------------	---------------------------------	-------------------------	--------------------



Parents, Victims, School, Relatives, State Dept, etc.
176

Law Enforcement
201

Pretrial Diversion, Informal Adjustment
3

Court Actions
377

Transfer to Adult Court Hearing
0

Charges Cleared By Transfer to Adult Court
4



Formal Adjudications
236

Special Proceeding
111


Review Concluded
2



Juvenile Court System Outcomes / Dispositions
526

Case Held Open
8

Other
13




Formal
37



General
185



Special Proceedings
206

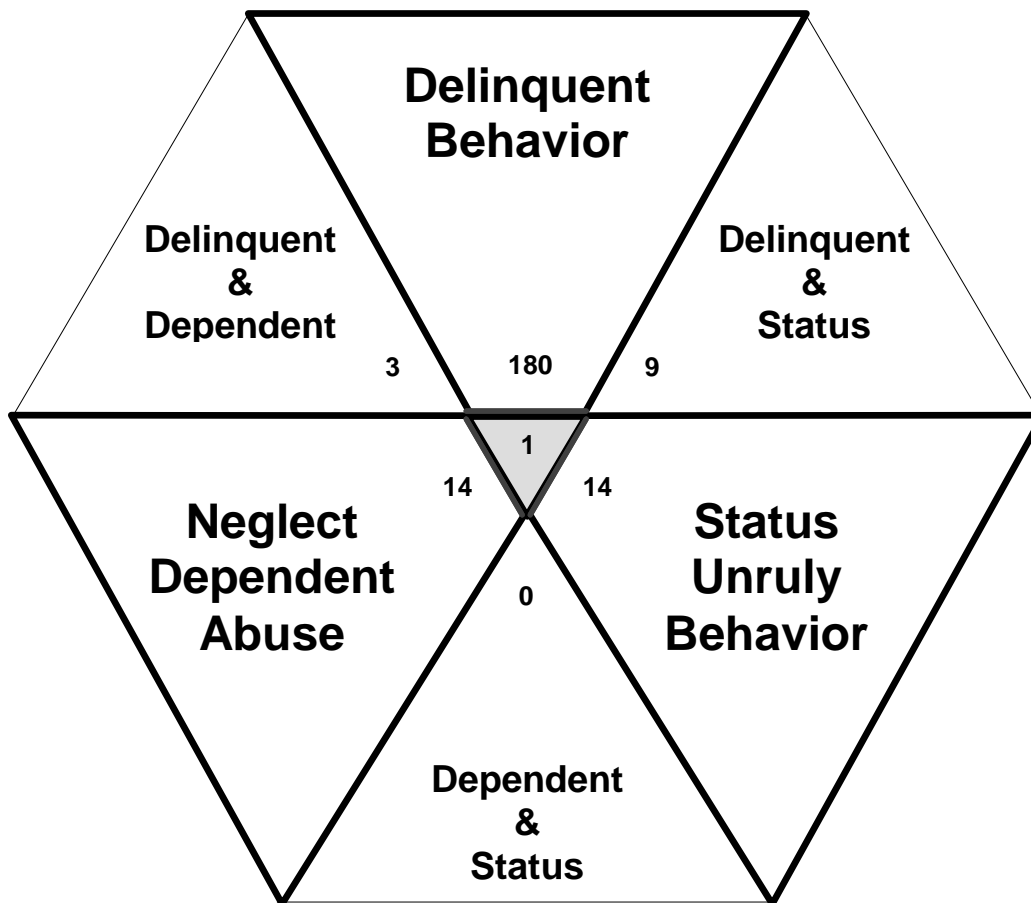


Other
98

**TENNESSEE COUNCIL OF JUVENILE AND FAMILY COURT JUDGES
2008 CHESTER COUNTY JUVENILE COURT STATISTICAL DATA**

Delinquent, Dependent/Neglect/Abuse, and Status/Unruly Referrals for CY 2008

Total = 221



The remaining referrals are for:
Custody, Visitation, Paternity/Legitimation, Child Support,
Special Procedures and Other Referrals

Each child may be counted
in more than one category

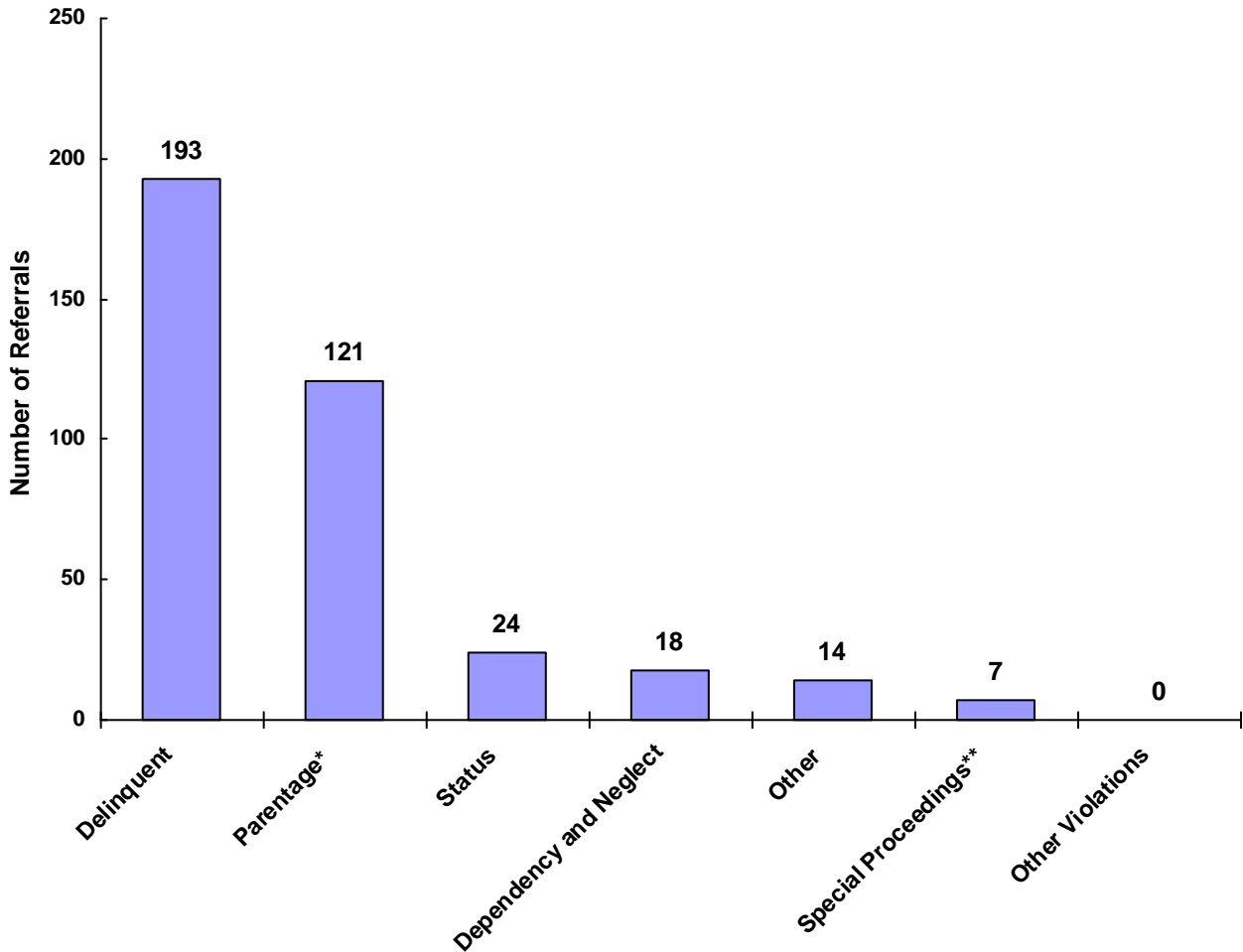
Total number of individual children for ALL referrals
disposed by juvenile courts during CY 2008 equals 270

Children can have referrals in multiple categories. The drawing above shows that in the year 2008 there were 180 referrals to Chester County Juvenile Court for children with only delinquent offenses, 14 for those with only status/unruly behavior, and 14 for children with neglect, dependent or abuse referrals during the calendar year. There were 9 referrals for children that had a delinquent AND a status/unruly referral. There were 3 referrals for children with both delinquent behavior AND a neglect, dependent or abuse allegation. There were 0 referrals for children that had both a status/unruly referral AND a neglect, dependent or abuse allegation. Also, there were 1 referrals for children that had a delinquent referral, a status/unruly referral AND a neglect, dependent or abuse allegation.

**TENNESSEE COUNCIL OF JUVENILE AND FAMILY COURT JUDGES
2008 CHESTER COUNTY JUVENILE COURT STATISTICAL DATA**

Referrals by Type of Offense in CY 2008

Total Referrals = 377



* Parentage includes: Custody, Visitation, Paternity/Legitimation and Child Support

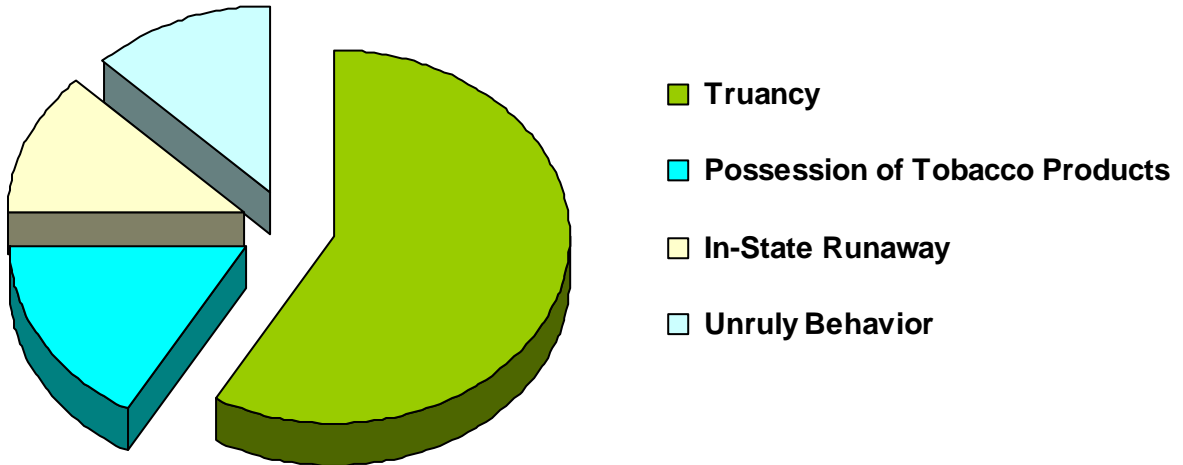
**Special Proceedings include: Judicial Review, Administrative Review, Foster Care Review, Request for Medical Treatment and Consent to Marry

Information from the Juvenile Court represents a total of 270 children and 312 cases that were reported to the TCJFCJ.

A Status offense is an offense committed by a child that if committed by an adult, would not be considered an offense or unlawful act. An example of this is smoking when not legally an adult.

**TENNESSEE COUNCIL OF JUVENILE AND FAMILY COURT JUDGES
2008 CHESTER COUNTY JUVENILE COURT STATISTICAL DATA**

**Referrals for Status/Unruly Offenses in CY 2008
Total Status/Unruly Referrals = 24**



Referral Reason	Count	Percent
Truancy	14	58.33%
Possession of Tobacco Products	4	16.67%
Unruly Behavior	3	12.50%
In-State Runaway	3	12.50%
Violation of Curfew	0	0.00%
Violation of a Valid Court Order	0	0.00%
Out-of-State Runaway	0	0.00%
Total	24	

**TENNESSEE COUNCIL OF JUVENILE AND FAMILY COURT JUDGES
2008 CHESTER COUNTY JUVENILE COURT STATISTICAL DATA**

Children* with Delinquent Referrals by Race and Sex for CY 2008

	White	African American	Native American	Asian	Mixed Race	Unknown Race	Total
Male	74	23	0	0	1	0	98
Female	31	5	0	0	1	0	37
Unknown Sex	0	0	0	0	0	0	
Totals	105	28	0	0	2	0	135

Children* with Status/Unruly Referrals by Race and Sex for CY 2008

	White	African American	Native American	Asian	Mixed Race	Unknown Race	Total
Male	13	4	0	0	1	0	18
Female	4	1	0	0	1	0	6
Unknown Sex	0	0	0	0	0	0	
Totals	17	5	0	0	2	0	24

Children* with Dependency/Neglect/Abuse Allegations by Race and Sex for CY 2008

	White	African American	Native American	Asian	Mixed Race	Unknown Race	Total
Male	4	4	0	0	0	0	8
Female	7	1	0	0	0	0	8
Unknown Sex	0	0	0	0	0	0	
Totals	11	5	0	0	0	0	16

* A child may be counted in more than one category

**TENNESSEE COUNCIL OF JUVENILE AND FAMILY COURT JUDGES
2008 CHESTER COUNTY JUVENILE COURT STATISTICAL DATA**

Delinquent Referrals by Race and Sex for CY 2008

	White	African American	Native American	Asian	Mixed Race	Unknown Race	Total
Male	108	38	0	0	1	0	147
Female	34	11	0	0	1	0	46
Unknown Sex	0	0	0	0	0	0	0
Totals	142	49	0	0	2	0	193

Status/Unruly Referrals by Race and Sex for CY 2008

	White	African American	Native American	Asian	Mixed Race	Unknown Race	Total
Male	13	4	0	0	1	0	18
Female	4	1	0	0	1	0	6
Unknown Sex	0	0	0	0	0	0	0
Totals	17	5	0	0	2	0	24

Dependency/Neglect/Abuse Allegations by Race and Sex for CY 2008

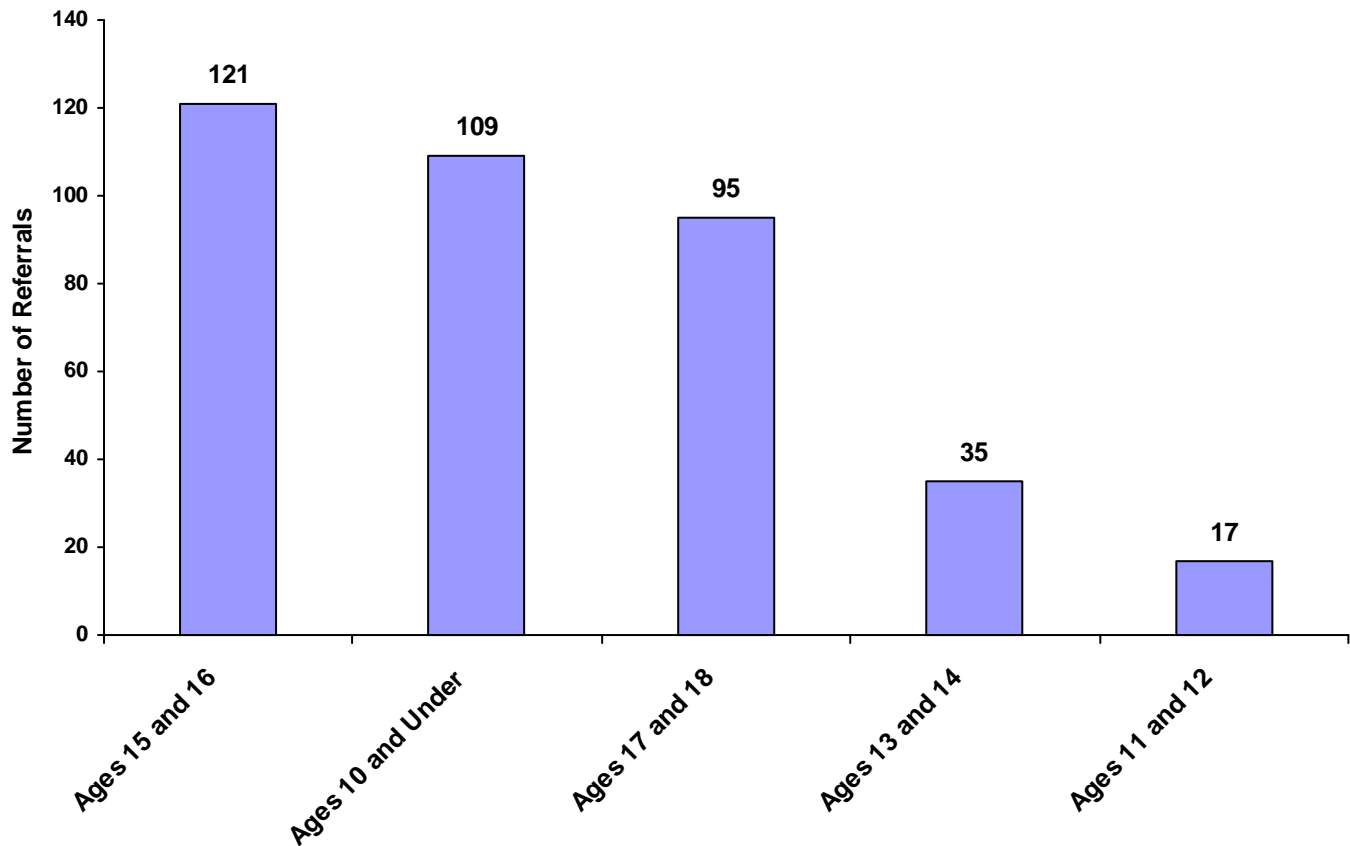
	White	African American	Native American	Asian	Mixed Race	Unknown Race	Total
Male	5	4	0	0	0	0	9
Female	8	1	0	0	0	0	9
Unknown Sex	0	0	0	0	0	0	0
Totals	13	5	0	0	0	0	18

**TENNESSEE COUNCIL OF JUVENILE AND FAMILY COURT JUDGES
2008 CHESTER COUNTY JUVENILE COURT STATISTICAL DATA**

Referrals by Age Group, Race and Sex for CY 2008

	White Male	African American Male	Other Race Male	White Female	African American Female	Other Race Female	Unknown Race or Sex	Total	% of Total Referrals
Birth through Age 10	27	12	10	37	12	11	0	109	28.91%
Ages 11 and 12	10	1	0	4	2	0	0	17	4.51%
Ages 13 and 14	15	4	2	9	5	0	0	35	9.28%
Ages 15 and 16	51	25	0	33	10	2	0	121	32.10%
Ages 17 and 18	61	20	0	12	1	1	0	95	25.20%
Unknown Age	0	0	0	0	0	0	0	0	0.00%
All Age Group Totals	164	62	12	95	30	14	0	377	

Total Referrals by Age Group

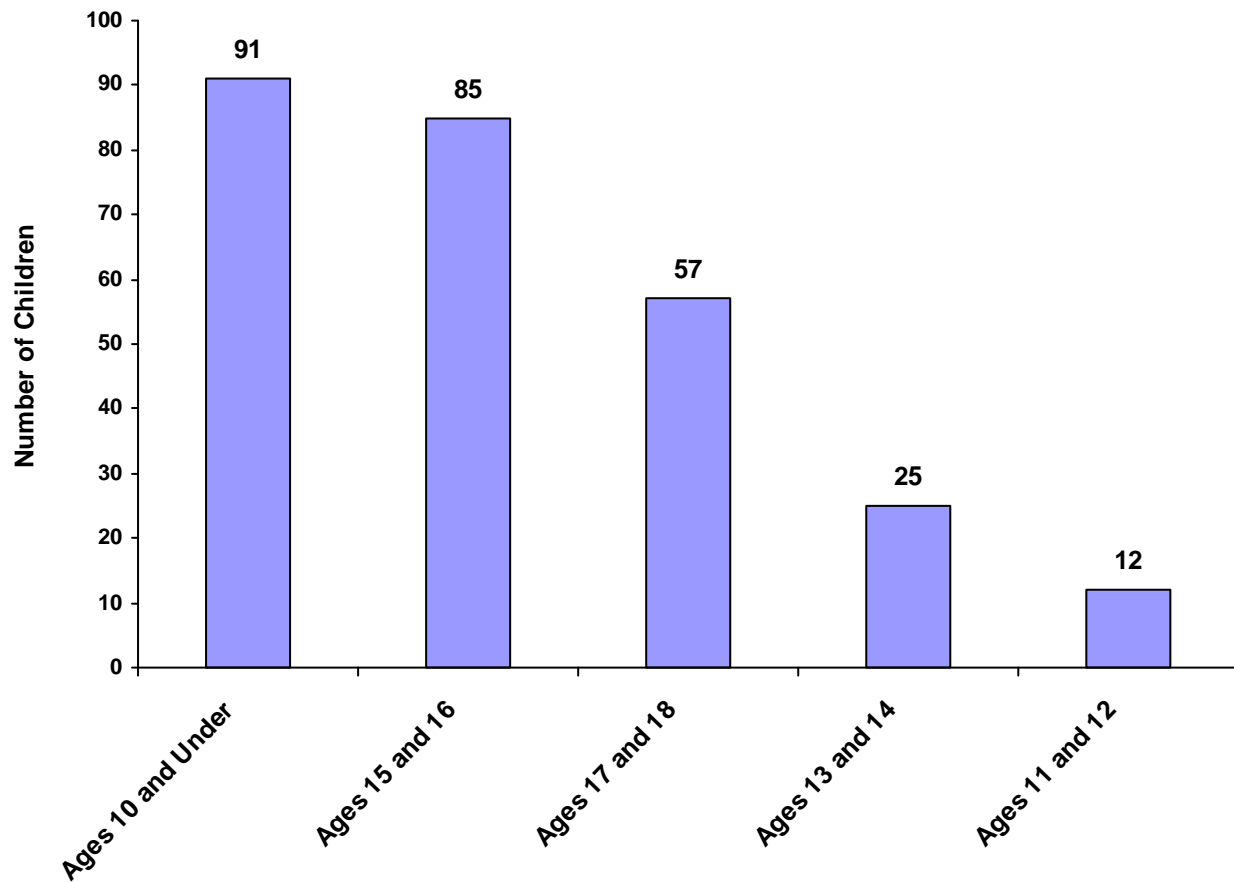


**TENNESSEE COUNCIL OF JUVENILE AND FAMILY COURT JUDGES
2008 CHESTER COUNTY JUVENILE COURT STATISTICAL DATA**

Children Referred by Age Group, Race and Sex for CY 2008

	White Male	African American Male	Other Race Male	White Female	African American Female	Other Race Female	Unknown Race or Sex	Total	% of All Children Referred
Ages 10 and Under	25	11	8	27	11	9	0	91	33.70%
Ages 11 through 12	6	1	0	3	2	0	0	12	4.44%
Ages 13 through 14	13	3	1	7	1	0	0	25	9.26%
Ages 15 through 16	36	14	0	26	7	2	0	85	31.48%
Ages 17 through 18	36	10	0	10	1	0	0	57	21.11%
Ages 19 and Over	0	0	0	0	0	0	0	0	0.00%
Total	116	39	9	73	22	11	0	270	

Total Children by Age Group

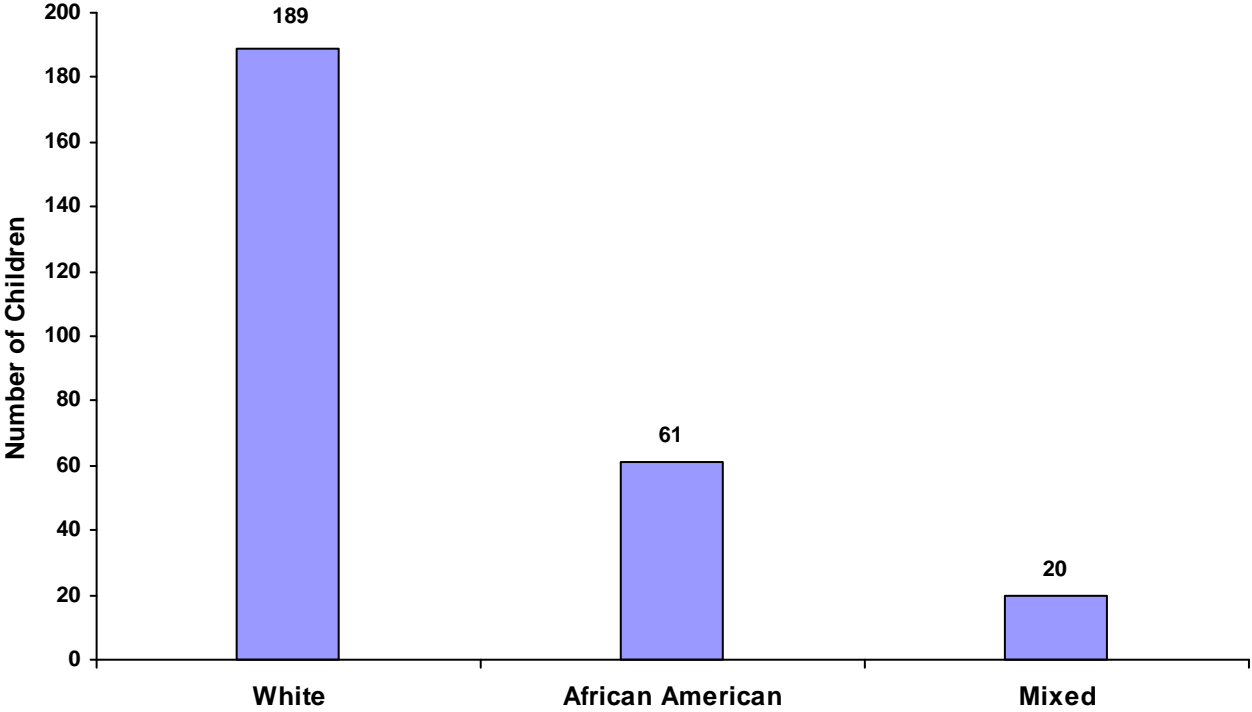


**TENNESSEE COUNCIL OF JUVENILE AND FAMILY COURT JUDGES
2008 CHESTER COUNTY JUVENILE COURT STATISTICAL DATA**

Children Referred by Race and Sex for CY 2008

Race	Male	Female	Unknown	Total
White	116	73	0	189
African American	39	22	0	61
Native American	0	0	0	0
Asian	0	0	0	0
Mixed	9	11	0	20
Unknown	0	0	0	0
Total	164	106	0	270

Total Children by Race

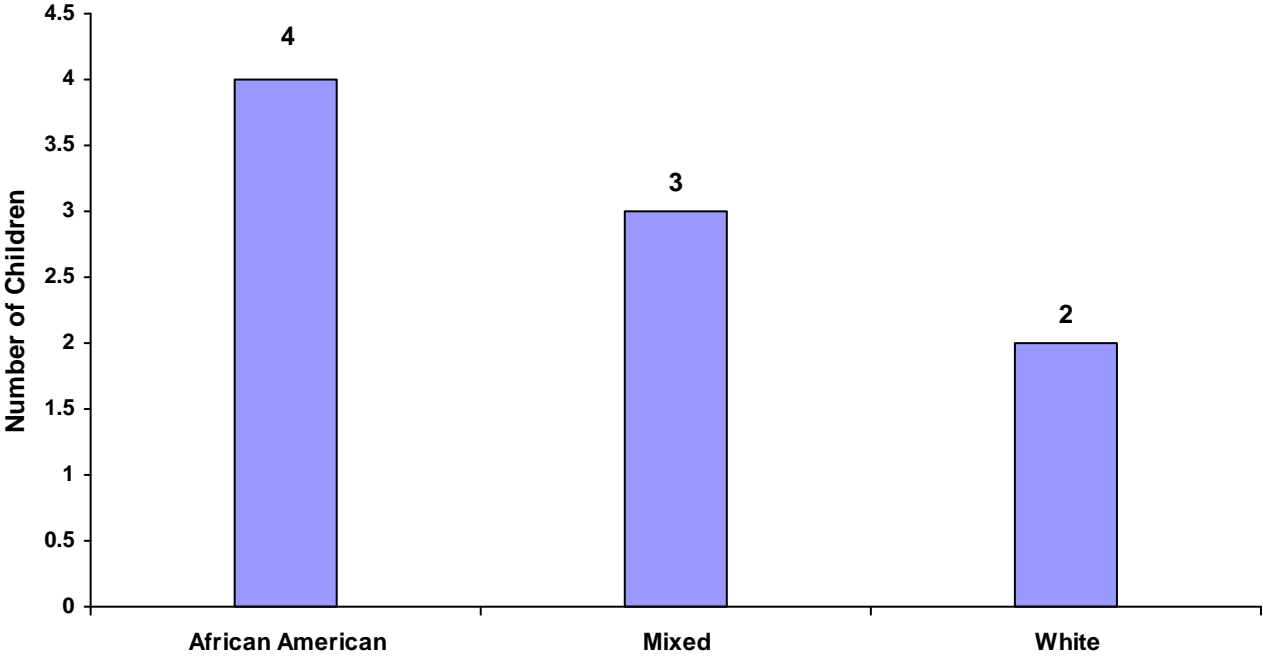


**TENNESSEE COUNCIL OF JUVENILE AND FAMILY COURT JUDGES
2008 CHESTER COUNTY JUVENILE COURT STATISTICAL DATA**

Children of Hispanic Origin by Race and Sex for CY 2008

Race	Male	Female	Unknown	Total
White	2	0	0	2
African American	2	2	0	4
Native American	0	0	0	0
Asian	0	0	0	0
Mixed	2	1	0	3
Unknown	0	0	0	0
Total	6	3	0	9

Total Children of Hispanic Origin by Race



**TENNESSEE COUNCIL OF JUVENILE AND FAMILY COURT JUDGES
2008 CHESTER COUNTY JUVENILE COURT STATISTICAL DATA**

Referrals by Type of Offense, Age Group, Race and Sex for CY 2008

	White Male	African American Male	Other Race Male	White Female	African American Female	Other Race Female	Unknown Race or Sex	Total
Delinquent								
Ages 10 and Under	0	0	0	1	0	0	0	1
Ages 11 through 12	5	0	0	1	1	0	0	7
Ages 13 through 14	8	1	1	5	5	0	0	20
Ages 15 through 16	44	20	0	21	5	1	0	91
Ages 17 through 18	51	17	0	6	0	0	0	74
Ages 19 and Over	0	0	0	0	0	0	0	0
Total	108	38	1	34	11	1	0	193
Status								
Ages 10 and Under	1	0	0	0	0	0	0	1
Ages 11 through 12	0	0	0	0	0	0	0	0
Ages 13 through 14	3	0	1	0	0	0	0	4
Ages 15 through 16	4	1	0	2	1	0	0	8
Ages 17 through 18	5	3	0	2	0	1	0	11
Ages 19 and Over	0	0	0	0	0	0	0	0
Total	13	4	1	4	1	1	0	24
Dependency and Neglect								
Ages 10 and Under	1	1	0	6	0	0	0	8
Ages 11 through 12	1	0	0	1	0	0	0	2
Ages 13 through 14	0	2	0	0	0	0	0	2
Ages 15 through 16	1	1	0	1	1	0	0	4
Ages 17 through 18	2	0	0	0	0	0	0	2
Ages 19 and Over	0	0	0	0	0	0	0	0
Total	5	4	0	8	1	0	0	18
Other Violations								
Ages 10 and Under	0	0	0	0	0	0	0	0
Ages 11 through 12	0	0	0	0	0	0	0	0
Ages 13 through 14	0	0	0	0	0	0	0	0
Ages 15 through 16	0	0	0	0	0	0	0	0
Ages 17 through 18	0	0	0	0	0	0	0	0
Ages 19 and Over	0	0	0	0	0	0	0	0
Total	0	0	0	0	0	0	0	0

**TENNESSEE COUNCIL OF JUVENILE AND FAMILY COURT JUDGES
2008 CHESTER COUNTY JUVENILE COURT STATISTICAL DATA**

Referrals by Type of Offense, Age Group, Race and Sex for CY 2008

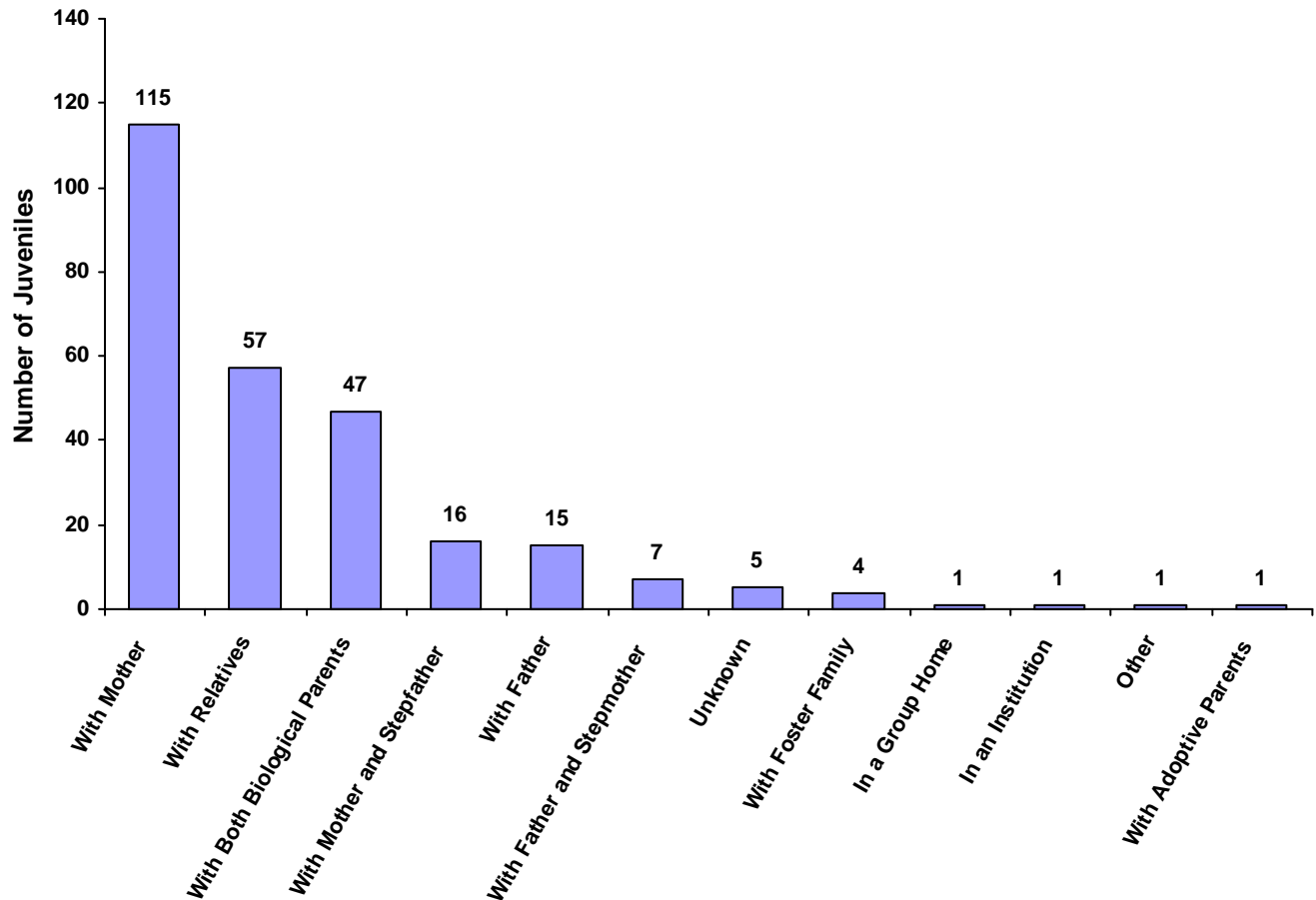
	White Male	African American Male	Other Race Male	White Female	African American Female	Other Race Female	Unknown Race or Sex	Total
Special Proceedings								
Ages 10 and Under	25	11	10	29	12	11	0	98
Ages 11 through 12	2	1	0	2	1	0	0	6
Ages 13 through 14	2	1	0	4	0	0	0	7
Ages 15 through 16	0	1	0	8	3	1	0	13
Ages 17 through 18	1	0	0	2	1	0	0	4
Ages 19 and Over	0	0	0	0	0	0	0	0
Total	30	14	10	45	17	12	0	128
Other								
Ages 10 and Under	0	0	0	1	0	0	0	1
Ages 11 through 12	2	0	0	0	0	0	0	2
Ages 13 through 14	2	0	0	0	0	0	0	2
Ages 15 through 16	2	2	0	1	0	0	0	5
Ages 17 through 18	2	0	0	2	0	0	0	4
Ages 19 and Over	0	0	0	0	0	0	0	0
Total	8	2	0	4	0	0	0	14
Grand Total	164	62	12	95	30	14	0	377

TENNESSEE COUNCIL OF JUVENILE AND FAMILY COURT JUDGES 2008 CHESTER COUNTY JUVENILE COURT STATISTICAL DATA

Living Arrangement of Juveniles by Race and Sex for CY 2008

	White Male	African American Male	Other Race Male	White Female	African American Female	Other Race Female	Unknown Race or Sex	Total	% of All Children Referred
With Both Biological Parents	34	2	0	9	2	0	0	47	17.41%
With Father and Stepmother	3	1	0	2	1	0	0	7	2.59%
With Mother and Stepfather	13	1	0	1	1	0	0	16	5.93%
With Mother	37	15	6	35	12	10	0	115	42.59%
With Father	9	3	0	0	3	0	0	15	5.56%
With Relatives	15	14	3	21	3	1	0	57	21.11%
With Adoptive Parents	1	0	0	0	0	0	0	1	0.37%
With Foster Family	1	1	0	2	0	0	0	4	1.48%
In a Group Home	0	1	0	0	0	0	0	1	0.37%
In a Residential Center	0	0	0	0	0	0	0	0	0.00%
In an Institution	0	1	0	0	0	0	0	1	0.37%
Independent	0	0	0	0	0	0	0	0	0.00%
Unknown	2	0	0	3	0	0	0	5	1.85%
Other	1	0	0	0	0	0	0	1	0.37%
Totals	116	39	9	73	22	11	0	270	

Living Arrangement of Juveniles



**TENNESSEE COUNCIL OF JUVENILE AND FAMILY COURT JUDGES
2008 CHESTER COUNTY JUVENILE COURT STATISTICAL DATA**

Last Grade Completed by Children by Race and Sex for CY 2008

	White Male	African American Male	Other Race Male	White Female	African American Female	Other Race Female	Unknown Race or Sex	Total	% of All Children Referred
Too Young for School	16	5	5	12	4	6	0	48	17.78%
Preschool	0	0	0	0	0	0	0	0	0.00%
Kindergarten	3	0	0	0	1	0	0	4	1.48%
1st Grade	0	0	2	0	1	0	0	3	1.11%
2nd Grade	1	1	0	5	1	0	0	8	2.96%
3rd Grade	3	2	0	3	1	0	0	9	3.33%
4th Grade	0	1	0	0	1	0	0	2	0.74%
5th Grade	1	0	0	2	1	2	0	6	2.22%
6th Grade	3	0	0	2	0	0	0	5	1.85%
7th Grade	6	0	0	2	0	0	0	8	2.96%
8th Grade	12	2	1	4	1	0	0	20	7.41%
9th Grade	6	3	0	4	2	1	0	16	5.93%
10th Grade	10	3	0	4	2	0	0	19	7.04%
11th Grade	22	3	0	10	1	1	0	37	13.70%
12th Grade	15	1	0	6	0	0	0	22	8.15%
Non-Graded Special Ed	0	0	0	0	0	0	0	0	0.00%
GED	2	5	0	2	0	0	0	9	3.33%
Graduated	2	0	0	2	1	0	0	5	1.85%
Never Attended School	0	0	0	0	0	0	0	0	0.00%
Unknown	13	13	1	15	4	1	0	47	17.41%
Other	1	0	0	0	1	0	0	2	0.74%
Totals	116	39	9	73	22	11	0	270	

Children Enrolled in School

	Children	% of All Children
Enrolled	230	85.19%
Not Enrolled	38	14.07%
Unknown	2	0.74%
	270	

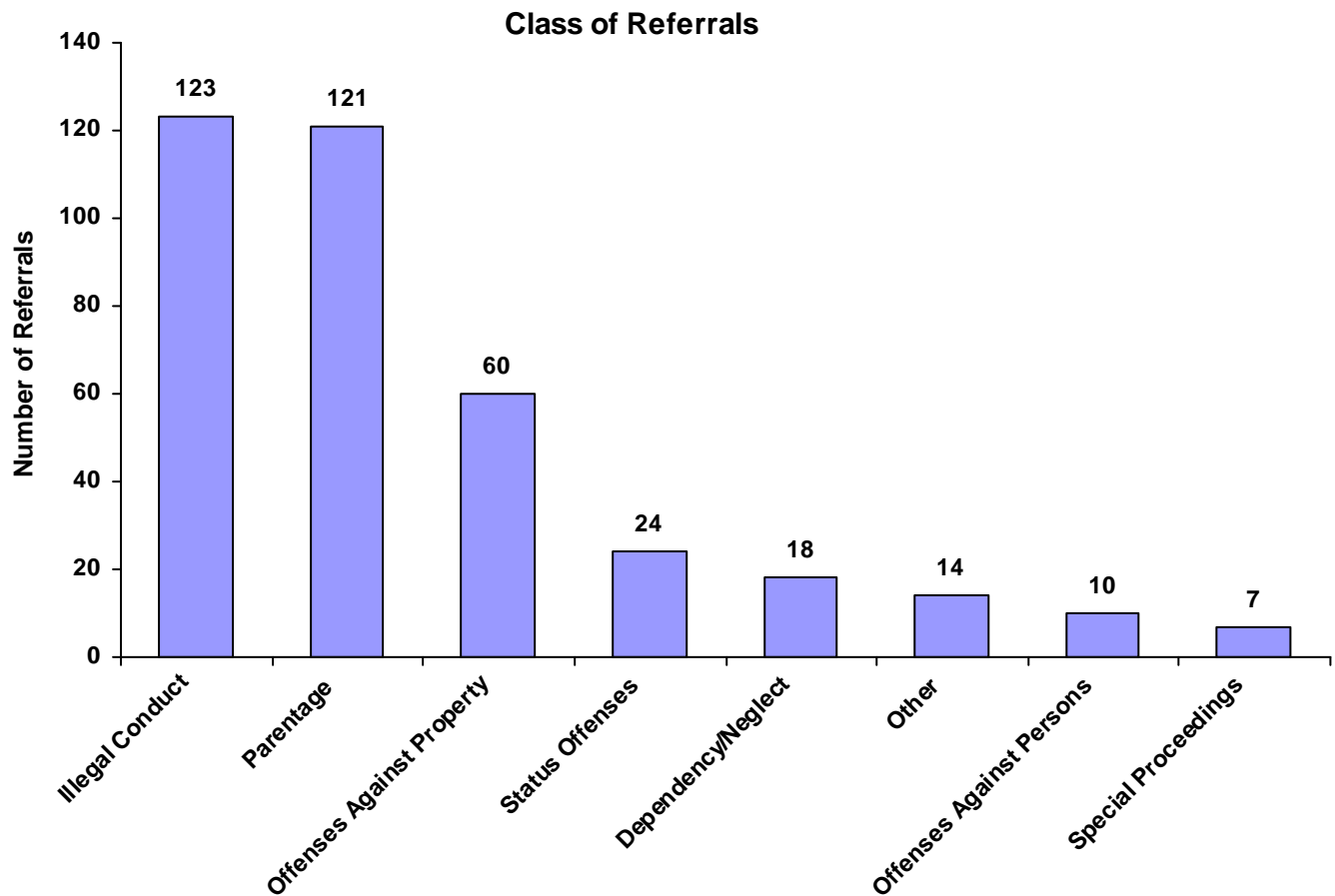
Children Enrolled in Special Education

	Children	% of All Children
Enrolled	6	2.22%
Not Enrolled	216	80.00%
Unknown	48	17.78%
	270	

**TENNESSEE COUNCIL OF JUVENILE AND FAMILY COURT JUDGES
2008 CHESTER COUNTY JUVENILE COURT STATISTICAL DATA**

Class of Referrals by Race and Sex for CY 2008

	White Male	African American Male	Other Race Male	White Female	African American Female	Other Race Female	Unknown Race or Sex	Total	% of Total Referrals
Offenses Against Persons	2	5	0	0	3	0	0	10	2.65%
Offenses Against Property	34	16	1	8	1	0	0	60	15.92%
Illegal Conduct	72	17	0	26	7	1	0	123	32.63%
Status Offenses	13	4	1	4	1	1	0	24	6.37%
Dependency/Neglect	5	4	0	8	1	0	0	18	4.77%
Other Violation Proceedings	0	0	0	0	0	0	0	0	0.00%
Parentage	30	13	10	40	16	12	0	121	32.10%
Special Proceedings	0	1	0	5	1	0	0	7	1.86%
Other	8	2	0	4	0	0	0	14	3.71%
Totals	164	62	12	95	30	14	0	377	



**TENNESSEE COUNCIL OF JUVENILE AND FAMILY COURT JUDGES
2008 CHESTER COUNTY JUVENILE COURT STATISTICAL DATA**

Referrals by Class and Type Of Offense by Race and Sex for CY 2008

	White Male	African American Male	Other Race Male	White Female	African American Female	Other Race Female	Unknown Race or Sex	Total
<u>Offenses Against Persons</u>								
Assault	1	5	0	0	3	0	0	9
Other Sexual Offenses	1	0	0	0	0	0	0	1
Criminal Homicide	0	0	0	0	0	0	0	0
1st Degree Murder	0	0	0	0	0	0	0	0
2nd Degree Murder	0	0	0	0	0	0	0	0
Aggravated Rape	0	0	0	0	0	0	0	0
Rape of a Child	0	0	0	0	0	0	0	0
Aggravated Vehicular Homicide	0	0	0	0	0	0	0	0
Esp. Aggravated Robbery	0	0	0	0	0	0	0	0
Esp. Aggravated Kidnapping	0	0	0	0	0	0	0	0
Aggravated Robbery	0	0	0	0	0	0	0	0
Aggravated Kidnapping	0	0	0	0	0	0	0	0
Aggravated Child Abuse / Neglect	0	0	0	0	0	0	0	0
Aggravated Sexual Battery	0	0	0	0	0	0	0	0
Rape	0	0	0	0	0	0	0	0
Voluntary Manslaughter	0	0	0	0	0	0	0	0
Vehicular Homicide	0	0	0	0	0	0	0	0
Sexual Abuse of a Child	0	0	0	0	0	0	0	0
Aggravated Assault	0	0	0	0	0	0	0	0
Robbery	0	0	0	0	0	0	0	0
Criminally Negligent Homicide	0	0	0	0	0	0	0	0
Attempted Crime Against a Person	0	0	0	0	0	0	0	0
Reckless Endangerment	0	0	0	0	0	0	0	0
Totals	2	5	0	0	3	0	0	10
<u>Offenses Against Property</u>								
Vandalism	13	6	1	7	0	0	0	27
Theft of Property	15	8	0	0	1	0	0	24
Burglary	6	1	0	0	0	0	0	7
Aggravated Burglary	0	1	0	0	0	0	0	1
Unauthorized Use of a Vehicle	0	0	0	1	0	0	0	1
Aggravated Arson	0	0	0	0	0	0	0	0
Arson	0	0	0	0	0	0	0	0
Forgery	0	0	0	0	0	0	0	0
Worthless Checks	0	0	0	0	0	0	0	0
Illegal Poss/Use of Credit/Debit Cards	0	0	0	0	0	0	0	0
Cruelty to Animals	0	0	0	0	0	0	0	0
Totals	34	16	1	8	1	0	0	60

**TENNESSEE COUNCIL OF JUVENILE AND FAMILY COURT JUDGES
2008 CHESTER COUNTY JUVENILE COURT STATISTICAL DATA**

Referrals by Class and Type Of Offense by Race and Sex for CY 2008

	White Male	African American Male	Other Race Male	White Female	African American Female	Other Race Female	Unknown Race or Sex	Total
<u>Illegal Conduct</u>								
Traffic	44	6	0	14	1	0	0	65
Possession/Consumption of Alcohol	17	1	0	8	0	0	0	26
Possession of Controlled Substances	7	2	0	0	0	1	0	10
Other Drug Offenses	2	0	0	2	0	0	0	4
Unlawful Carrying / Poss of a Weapon	1	2	0	0	0	0	0	3
Disorderly Conduct	0	0	0	0	3	0	0	3
Criminal Trespass	0	3	0	0	0	0	0	3
Resist Stop/Frisk/Halt/Arrest/Search	0	0	0	0	2	0	0	2
Harassment	1	0	0	0	1	0	0	2
Evading Arrest	0	1	0	0	0	0	0	1
Public Intoxication	0	0	0	1	0	0	0	1
Violation of Wildlife Regulations	0	0	0	1	0	0	0	1
Violation of Probation	0	1	0	0	0	0	0	1
Violation of Aftercare	0	1	0	0	0	0	0	1
Sale of Controlled Substances	0	0	0	0	0	0	0	0
Criminal Attempt	0	0	0	0	0	0	0	0
Carrying Weapons on School Property	0	0	0	0	0	0	0	0
Escape	0	0	0	0	0	0	0	0
Driving Under Influence (DUI)	0	0	0	0	0	0	0	0
Aggravated Criminal Trespass	0	0	0	0	0	0	0	0
Failure to Appear	0	0	0	0	0	0	0	0
Filing a False Police Report	0	0	0	0	0	0	0	0
Criminal Impersonation	0	0	0	0	0	0	0	0
Gambling	0	0	0	0	0	0	0	0
Local Ordinances	0	0	0	0	0	0	0	0
Contempt of Court	0	0	0	0	0	0	0	0
Totals	72	17	0	26	7	1	0	123
<u>Status Offenses</u>								
Truancy	9	2	1	1	1	0	0	14
Possession of Tobacco Products	2	0	0	2	0	0	0	4
Unruly Behavior	2	1	0	0	0	0	0	3
In-State Runaway	0	1	0	1	0	1	0	3
Out-of-State Runaway	0	0	0	0	0	0	0	0
Violation of a Valid Court Order	0	0	0	0	0	0	0	0
Violation of Curfew	0	0	0	0	0	0	0	0
Totals	13	4	1	4	1	1	0	24
<u>Dependency/Neglect</u>								
Dependency / Neglect	4	4	0	7	1	0	0	16
Termination of Parental Rights	1	0	0	1	0	0	0	2
Sexually Abused Child	0	0	0	0	0	0	0	0
Physically Abused Child	0	0	0	0	0	0	0	0
Totals	5	4	0	8	1	0	0	18

**TENNESSEE COUNCIL OF JUVENILE AND FAMILY COURT JUDGES
2008 CHESTER COUNTY JUVENILE COURT STATISTICAL DATA**

Referrals by Class and Type Of Offense by Race and Sex for CY 2008

	White Male	African American Male	Other Race Male	White Female	African American Female	Other Race Female	Unknown Race or Sex	Total
<u>Other Violation Proceedings</u>								
Violation of Pretrial Diversion	0	0	0	0	0	0	0	0
Violation of Informal Adjustment	0	0	0	0	0	0	0	0
Totals	0	0	0	0	0	0	0	0
<u>Parentage</u>								
Child Support	13	6	4	12	7	9	0	51
Custody	8	4	4	15	3	1	0	35
Visitation	5	2	0	8	4	0	0	19
Paternity / Legitimation	4	1	2	5	2	2	0	16
Totals	30	13	10	40	16	12	0	121
<u>Special Proceedings</u>								
Judicial Review	0	1	0	4	1	0	0	6
Consent to Marry	0	0	0	1	0	0	0	1
Administrative Review	0	0	0	0	0	0	0	0
Foster Care Review	0	0	0	0	0	0	0	0
Request for Medical Treatment	0	0	0	0	0	0	0	0
Totals	0	1	0	5	1	0	0	7
<u>Other</u>								
Other	8	2	0	4	0	0	0	14
Totals	8	2	0	4	0	0	0	14
All Referral Totals	164	62	12	95	30	14	0	377

**TENNESSEE COUNCIL OF JUVENILE AND FAMILY COURT JUDGES
2008 CHESTER COUNTY JUVENILE COURT STATISTICAL DATA**

Referral Reasons by Type of Offense, Race and Sex for CY 2008

	White Male	African American Male	Other Race Male	White Female	African American Female	Other Race Female	Unknown Race or Sex	Total
Delinquent								
Traffic	44	6	0	14	1	0	0	65
Vandalism	13	6	1	7	0	0	0	27
Possession/Consumption of Alcohol	17	1	0	8	0	0	0	26
Theft of Property	15	8	0	0	1	0	0	24
Possession of Controlled Substances	7	2	0	0	0	1	0	10
Assault	1	5	0	0	3	0	0	9
Burglary	6	1	0	0	0	0	0	7
Other Drug Offenses	2	0	0	2	0	0	0	4
Unlawful Carrying / Poss of a Weapon	1	2	0	0	0	0	0	3
Disorderly Conduct	0	0	0	0	3	0	0	3
Criminal Trespass	0	3	0	0	0	0	0	3
Resist Stop/Frisk/Halt/Arrest/Search	0	0	0	0	2	0	0	2
Harassment	1	0	0	0	1	0	0	2
Other Sexual Offenses	1	0	0	0	0	0	0	1
Aggravated Burglary	0	1	0	0	0	0	0	1
Unauthorized Use of a Vehicle	0	0	0	1	0	0	0	1
Evading Arrest	0	1	0	0	0	0	0	1
Public Intoxication	0	0	0	1	0	0	0	1
Violation of Wildlife Regulations	0	0	0	1	0	0	0	1
Violation of Probation	0	1	0	0	0	0	0	1
Violation of Aftercare	0	1	0	0	0	0	0	1
Criminal Homicide	0	0	0	0	0	0	0	0
1st Degree Murder	0	0	0	0	0	0	0	0
2nd Degree Murder	0	0	0	0	0	0	0	0
Aggravated Rape	0	0	0	0	0	0	0	0
Rape of a Child	0	0	0	0	0	0	0	0
Aggravated Vehicular Homicide	0	0	0	0	0	0	0	0
Esp. Aggravated Robbery	0	0	0	0	0	0	0	0
Esp. Aggravated Kidnapping	0	0	0	0	0	0	0	0
Aggravated Robbery	0	0	0	0	0	0	0	0
Aggravated Kidnapping	0	0	0	0	0	0	0	0
Aggravated Child Abuse / Neglect	0	0	0	0	0	0	0	0
Aggravated Sexual Battery	0	0	0	0	0	0	0	0
Rape	0	0	0	0	0	0	0	0
Voluntary Manslaughter	0	0	0	0	0	0	0	0
Vehicular Homicide	0	0	0	0	0	0	0	0
Sexual Abuse of a Child	0	0	0	0	0	0	0	0
Aggravated Assault	0	0	0	0	0	0	0	0
Robbery	0	0	0	0	0	0	0	0
Criminally Negligent Homicide	0	0	0	0	0	0	0	0
Attempted Crime Against a Person	0	0	0	0	0	0	0	0
Reckless Endangerment	0	0	0	0	0	0	0	0
Aggravated Arson	0	0	0	0	0	0	0	0
Arson	0	0	0	0	0	0	0	0
Forgery	0	0	0	0	0	0	0	0
Worthless Checks	0	0	0	0	0	0	0	0
Illegal Poss/Use of Credit/Debit Cards	0	0	0	0	0	0	0	0
Cruelty to Animals	0	0	0	0	0	0	0	0
Sale of Controlled Substances	0	0	0	0	0	0	0	0
Criminal Attempt	0	0	0	0	0	0	0	0
Carrying Weapons on School Property	0	0	0	0	0	0	0	0
Escape	0	0	0	0	0	0	0	0

**TENNESSEE COUNCIL OF JUVENILE AND FAMILY COURT JUDGES
2008 CHESTER COUNTY JUVENILE COURT STATISTICAL DATA**

Referral Reasons by Type of Offense, Race and Sex for CY 2008

	White Male	African American Male	Other Race Male	White Female	African American Female	Other Race Female	Unknown Race or Sex	Total
<u>Delinquent</u>								
Driving Under Influence (DUI)	0	0	0	0	0	0	0	0
Aggravated Criminal Trespass	0	0	0	0	0	0	0	0
Failure to Appear	0	0	0	0	0	0	0	0
Filing a False Police Report	0	0	0	0	0	0	0	0
Criminal Impersonation	0	0	0	0	0	0	0	0
Gambling	0	0	0	0	0	0	0	0
Local Ordinances	0	0	0	0	0	0	0	0
Contempt of Court	0	0	0	0	0	0	0	0
Totals	108	38	1	34	11	1	0	193
<u>Status</u>								
Truancy	9	2	1	1	1	0	0	14
Possession of Tobacco Products	2	0	0	2	0	0	0	4
Unruly Behavior	2	1	0	0	0	0	0	3
In-State Runaway	0	1	0	1	0	1	0	3
Out-of-State Runaway	0	0	0	0	0	0	0	0
Violation of a Valid Court Order	0	0	0	0	0	0	0	0
Violation of Curfew	0	0	0	0	0	0	0	0
Totals	13	4	1	4	1	1	0	24
<u>Dependency and Neglect</u>								
Dependency / Neglect	4	4	0	7	1	0	0	16
Termination of Parental Rights	1	0	0	1	0	0	0	2
Sexually Abused Child	0	0	0	0	0	0	0	0
Physically Abused Child	0	0	0	0	0	0	0	0
Totals	5	4	0	8	1	0	0	18
<u>Other Violations</u>								
Violation of Pretrial Diversion	0	0	0	0	0	0	0	0
Violation of Informal Adjustment	0	0	0	0	0	0	0	0
Totals	0	0	0	0	0	0	0	0
<u>Special Proceedings</u>								
Child Support	13	6	4	12	7	9	0	51
Custody	8	4	4	15	3	1	0	35
Visitation	5	2	0	8	4	0	0	19
Paternity / Legitimation	4	1	2	5	2	2	0	16
Judicial Review	0	1	0	4	1	0	0	6
Consent to Marry	0	0	0	1	0	0	0	1
Administrative Review	0	0	0	0	0	0	0	0
Foster Care Review	0	0	0	0	0	0	0	0
Request for Medical Treatment	0	0	0	0	0	0	0	0
Totals	30	14	10	45	17	12	0	128
<u>Other</u>								
Other	8	2	0	4	0	0	0	14
Totals	8	2	0	4	0	0	0	14
All Referral Totals	164	62	12	95	30	14	0	377

**TENNESSEE COUNCIL OF JUVENILE AND FAMILY COURT JUDGES
2008 CHESTER COUNTY JUVENILE COURT STATISTICAL DATA**

Top 4 Referral Reasons by Race and Sex for CY 2008

Sex	Race	Referral Reason	Total
Male			
	White	1. Traffic	44
		2. Possession/Consumption of Alcohol	17
		3. Theft of Property	15
		4. Child Support	13
	African American	1. Theft of Property	8
		2. Child Support	6
		3. Vandalism	6
		4. Traffic	6
	Other Race	1. Child Support	4
		2. Custody	4
		3. Paternity / Legitimation	2
		4. Truancy	1
Female			
	White	1. Custody	15
		2. Traffic	14
		3. Child Support	12
		4. Visitation	8
	African American	1. Child Support	7
		2. Visitation	4
		3. Assault	3
		4. Custody	3
	Other Race	1. Child Support	9
		2. Paternity / Legitimation	2
		3. Possession of Controlled Substances	1
		4. Custody	1

**TENNESSEE COUNCIL OF JUVENILE AND FAMILY COURT JUDGES
2008 CHESTER COUNTY JUVENILE COURT STATISTICAL DATA**

Top 4 Referral Reasons by Race and Sex and by Type of Offense for CY 2008

Sex	Race	Referral Type	Referral Reason	Total		
Male	White	Delinquent	1. Traffic	44		
			2. Possession/Consumption of Alcohol	17		
			3. Theft of Property	15		
			4. Vandalism	13		
		Status	1. Truancy	9		
			2. Possession of Tobacco Products	2		
			3. Unruly Behavior	2		
		Dependency and Neglect	1. Dependency / Neglect	4		
			2. Termination of Parental Rights	1		
		Special Proceedings	1. Child Support	13		
			2. Custody	8		
			3. Visitation	5		
			4. Paternity / Legitimation	4		
		Other	1. Other	8		
		Male	African American	Delinquent	1. Theft of Property	8
					2. Vandalism	6
3. Traffic	6					
4. Assault	5					
Status	1. Truancy			2		
	2. Unruly Behavior			1		
	3. In-State Runaway			1		
Dependency and Neglect	1. Dependency / Neglect			4		
Special Proceedings	1. Child Support			6		
	2. Custody			4		
	3. Visitation			2		
	4. Paternity / Legitimation			1		
Other	1. Other			2		
Male	Other Race			Delinquent	1. Vandalism	1
				Status	1. Truancy	1
				Special Proceedings	1. Child Support	4
		2. Custody	4			
			3. Paternity / Legitimation	2		

**TENNESSEE COUNCIL OF JUVENILE AND FAMILY COURT JUDGES
2008 CHESTER COUNTY JUVENILE COURT STATISTICAL DATA**

Top 4 Referral Reasons by Race and Sex and by Type of Offense for CY 2008

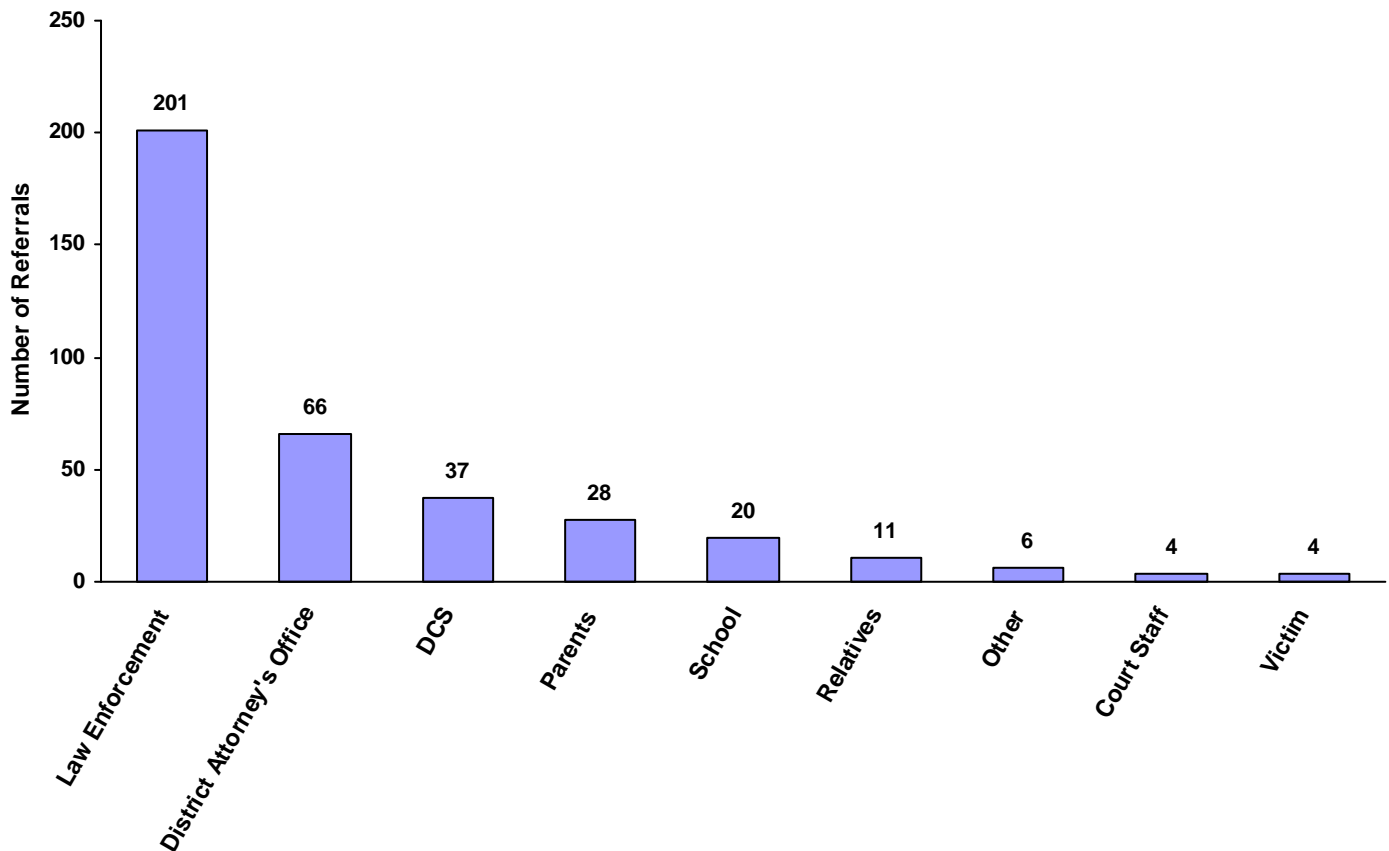
Sex	Race	Referral Type	Referral Reason	Total		
Female	White	Delinquent	1. Traffic	14		
			2. Possession/Consumption of Alcohol	8		
			3. Vandalism	7		
			4. Other Drug Offenses	2		
		Status	1. Possession of Tobacco Products	2		
			2. In-State Runaway	1		
			3. Truancy	1		
		Dependency and Neglect	1. Dependency / Neglect	7		
			2. Termination of Parental Rights	1		
		Special Proceedings	1. Custody	15		
			2. Child Support	12		
			3. Visitation	8		
			4. Paternity / Legitimation	5		
		Other	1. Other	4		
		Female	African American	Delinquent	1. Assault	3
					2. Disorderly Conduct	3
3. Resist Stop/Frisk/Halt/Arrest/Search	2					
4. Harassment	1					
Status	1. Truancy			1		
Dependency and Neglect	1. Dependency / Neglect			1		
Special Proceedings	1. Child Support			7		
	2. Visitation			4		
	3. Custody			3		
Other	4. Paternity / Legitimation			2		
Female	Other Race	Delinquent	1. Possession of Controlled Substances	1		
		Status	1. In-State Runaway	1		
		Special Proceedings	1. Child Support	9		
			2. Paternity / Legitimation	2		
		Other	3. Custody	1		

**TENNESSEE COUNCIL OF JUVENILE AND FAMILY COURT JUDGES
2008 CHESTER COUNTY JUVENILE COURT STATISTICAL DATA**

Source of Referrals by Race and Sex for CY 2008

	White Male	African American Male	Other Race Male	White Female	African American Female	Other Race Female	Unknown Race or Sex	Total	% of Total Referrals
Law Enforcement	118	33	1	38	10	1	0	201	53.32%
Parents	8	2	0	15	2	1	0	28	7.43%
Relatives	2	1	2	4	1	1	0	11	2.92%
Self	0	0	0	0	0	0	0	0	0.00%
School	11	6	1	1	1	0	0	20	5.31%
CSA	0	0	0	0	0	0	0	0	0.00%
DCS	7	7	2	17	4	0	0	37	9.81%
Other State Department	0	0	0	0	0	0	0	0	0.00%
District Attorney's Office	16	7	6	17	9	11	0	66	17.51%
Court Staff	0	1	0	2	1	0	0	4	1.06%
Social Agency	0	0	0	0	0	0	0	0	0.00%
Other Court	0	0	0	0	0	0	0	0	0.00%
Victim	0	3	0	0	1	0	0	4	1.06%
Child & Parent	0	0	0	0	0	0	0	0	0.00%
Hospital	0	0	0	0	0	0	0	0	0.00%
Unknown	0	0	0	0	0	0	0	0	0.00%
Other	2	2	0	1	1	0	0	6	1.59%
Totals	164	62	12	95	30	14	0	377	

Total Source of Referrals



**TENNESSEE COUNCIL OF JUVENILE AND FAMILY COURT JUDGES
2008 CHESTER COUNTY JUVENILE COURT STATISTICAL DATA**

Six Most Frequent Referral Reasons by Source, Race and Sex for CY 2008

	White Male	African American Male	Other Race Male	White Female	African American Female	Other Race Female	Unknown Race or Sex	Total
<u>Law Enforcement</u>								
1. Traffic	44	6	0	14	1	0	0	65
2. Vandalism	13	5	1	7	0	0	0	26
3. Possession / Consumption of Alcohol	17	1	0	7	0	0	0	25
4. Theft of Property	15	6	0	0	1	0	0	22
5. Other	8	2	0	1	0	0	0	11
6. Possession of Controlled Substances	7	2	0	0	0	1	0	10
<u>Parents</u>								
1. Custody	4	0	0	6	0	0	0	10
2. Visitation	1	1	0	3	2	0	0	7
3. Other	0	0	0	3	0	0	0	3
4. Termination of Parental Rights	1	0	0	1	0	0	0	2
5. Child Support	0	0	0	1	0	0	0	1
6. Consent to Marry	0	0	0	1	0	0	0	1
<u>Relatives</u>								
1. Custody	2	1	2	3	1	1	0	10
2. Possession / Consumption of Alcohol	0	0	0	1	0	0	0	1
3. NO REFERRAL SUBMITTED	0	0	0	0	0	0	0	0
<u>Self</u>								
1. NO REFERRAL SUBMITTED	0	0	0	0	0	0	0	0
<u>School</u>								
1. Truancy	9	2	1	1	1	0	0	14
2. Assault	0	3	0	0	0	0	0	3
3. Unruly Behavior	1	1	0	0	0	0	0	2
4. Possession of Tobacco Products	1	0	0	0	0	0	0	1
5. NO REFERRAL SUBMITTED	0	0	0	0	0	0	0	0
<u>Community Service Agencies</u>								
1. NO REFERRAL SUBMITTED	0	0	0	0	0	0	0	0
<u>Department of Children's Services</u>								
1. Dependency / Neglect	4	4	0	7	1	0	0	16
2. Custody	2	3	2	6	2	0	0	15
3. Judicial Review	0	0	0	4	0	0	0	4
4. Unlawful Carrying / Possession of a We	1	0	0	0	0	0	0	1
5. Visitation	0	0	0	0	1	0	0	1
6. NO REFERRAL SUBMITTED	0	0	0	0	0	0	0	0
<u>Other State Department</u>								
1. NO REFERRAL SUBMITTED	0	0	0	0	0	0	0	0

**TENNESSEE COUNCIL OF JUVENILE AND FAMILY COURT JUDGES
2008 CHESTER COUNTY JUVENILE COURT STATISTICAL DATA**

Six Most Frequent Referral Reasons by Source, Race and Sex for CY 2008

	White Male	African American Male	Other Race Male	White Female	African American Female	Other Race Female	Unknown Race or Sex	Total
<u>District Attorney's Office</u>								
1. Child Support	13	6	4	11	7	9	0	50
2. Paternity / Legitimation	3	1	2	5	2	2	0	15
3. Visitation	0	0	0	1	0	0	0	1
4. NO REFERRAL SUBMITTED	0	0	0	0	0	0	0	0
<u>Court Staff</u>								
1. Visitation	0	1	0	2	1	0	0	4
2. NO REFERRAL SUBMITTED	0	0	0	0	0	0	0	0
<u>Social Agency</u>								
1. NO REFERRAL SUBMITTED	0	0	0	0	0	0	0	0
<u>Other Court</u>								
1. NO REFERRAL SUBMITTED	0	0	0	0	0	0	0	0
<u>Victim</u>								
1. Theft of Property	0	2	0	0	0	0	0	2
2. Assault	0	1	0	0	0	0	0	1
3. Harassment	0	0	0	0	1	0	0	1
4. NO REFERRAL SUBMITTED	0	0	0	0	0	0	0	0
<u>Child & Parent</u>								
1. NO REFERRAL SUBMITTED	0	0	0	0	0	0	0	0
<u>Hospital</u>								
1. NO REFERRAL SUBMITTED	0	0	0	0	0	0	0	0
<u>Unknown</u>								
1. NO REFERRAL SUBMITTED	0	0	0	0	0	0	0	0
<u>Other</u>								
1. Visitation	2	0	0	1	0	0	0	3
2. Judicial Review	0	1	0	0	1	0	0	2
3. Violation of Aftercare	0	1	0	0	0	0	0	1
4. NO REFERRAL SUBMITTED	0	0	0	0	0	0	0	0

**TENNESSEE COUNCIL OF JUVENILE AND FAMILY COURT JUDGES
2008 CHESTER COUNTY JUVENILE COURT STATISTICAL DATA**

Source of Referrals by Type of Offense, Race and Sex for CY 2008

	White Male	African American Male	Other Race Male	White Female	African American Female	Other Race Female	Unknown Race or Sex	Total
<u>Delinquent</u>								
Law Enforcement	107	30	1	33	10	1	0	182
Victim	0	3	0	0	1	0	0	4
School	0	3	0	0	0	0	0	3
DCS	1	0	0	0	0	0	0	1
Other	0	1	0	0	0	0	0	1
Parents	0	1	0	0	0	0	0	1
Relatives	0	0	0	1	0	0	0	1
Child & Parent	0	0	0	0	0	0	0	0
Court Staff	0	0	0	0	0	0	0	0
CSA	0	0	0	0	0	0	0	0
District Attorney's Office	0	0	0	0	0	0	0	0
Hospital	0	0	0	0	0	0	0	0
Other Court	0	0	0	0	0	0	0	0
Other State Department	0	0	0	0	0	0	0	0
Self	0	0	0	0	0	0	0	0
Social Agency	0	0	0	0	0	0	0	0
Unknown	0	0	0	0	0	0	0	0
Totals	108	38	1	34	11	1	0	193

<u>Status/Unruly</u>								
School	11	3	1	1	1	0	0	17
Law Enforcement	1	1	0	3	0	0	0	5
Parents	1	0	0	0	0	1	0	2
Child & Parent	0	0	0	0	0	0	0	0
Court Staff	0	0	0	0	0	0	0	0
CSA	0	0	0	0	0	0	0	0
DCS	0	0	0	0	0	0	0	0
District Attorney's Office	0	0	0	0	0	0	0	0
Hospital	0	0	0	0	0	0	0	0
Other	0	0	0	0	0	0	0	0
Other Court	0	0	0	0	0	0	0	0
Other State Department	0	0	0	0	0	0	0	0
Relatives	0	0	0	0	0	0	0	0
Self	0	0	0	0	0	0	0	0
Social Agency	0	0	0	0	0	0	0	0
Unknown	0	0	0	0	0	0	0	0
Victim	0	0	0	0	0	0	0	0
Totals	13	4	1	4	1	1	0	24

**TENNESSEE COUNCIL OF JUVENILE AND FAMILY COURT JUDGES
2008 CHESTER COUNTY JUVENILE COURT STATISTICAL DATA**

Source of Referrals by Type of Offense, Race and Sex for CY 2008

	White Male	African American Male	Other Race Male	White Female	African American Female	Other Race Female	Unknown Race or Sex	Total
<u>Dependency and Neglect</u>								
DCS	4	4	0	7	1	0	0	16
Parents	1	0	0	1	0	0	0	2
Child & Parent	0	0	0	0	0	0	0	0
Court Staff	0	0	0	0	0	0	0	0
CSA	0	0	0	0	0	0	0	0
District Attorney's Office	0	0	0	0	0	0	0	0
Hospital	0	0	0	0	0	0	0	0
Law Enforcement	0	0	0	0	0	0	0	0
Other	0	0	0	0	0	0	0	0
Other Court	0	0	0	0	0	0	0	0
Other State Department	0	0	0	0	0	0	0	0
Relatives	0	0	0	0	0	0	0	0
School	0	0	0	0	0	0	0	0
Self	0	0	0	0	0	0	0	0
Social Agency	0	0	0	0	0	0	0	0
Unknown	0	0	0	0	0	0	0	0
Victim	0	0	0	0	0	0	0	0
Totals	5	4	0	8	1	0	0	18

<u>Other Violations</u>								
Child & Parent	0	0	0	0	0	0	0	0
Court Staff	0	0	0	0	0	0	0	0
CSA	0	0	0	0	0	0	0	0
DCS	0	0	0	0	0	0	0	0
District Attorney's Office	0	0	0	0	0	0	0	0
Hospital	0	0	0	0	0	0	0	0
Law Enforcement	0	0	0	0	0	0	0	0
Other	0	0	0	0	0	0	0	0
Other Court	0	0	0	0	0	0	0	0
Other State Department	0	0	0	0	0	0	0	0
Parents	0	0	0	0	0	0	0	0
Relatives	0	0	0	0	0	0	0	0
School	0	0	0	0	0	0	0	0
Self	0	0	0	0	0	0	0	0
Social Agency	0	0	0	0	0	0	0	0
Unknown	0	0	0	0	0	0	0	0
Victim	0	0	0	0	0	0	0	0
Totals	0	0	0	0	0	0	0	0

**TENNESSEE COUNCIL OF JUVENILE AND FAMILY COURT JUDGES
2008 CHESTER COUNTY JUVENILE COURT STATISTICAL DATA**

Source of Referrals by Type of Offense, Race and Sex for CY 2008

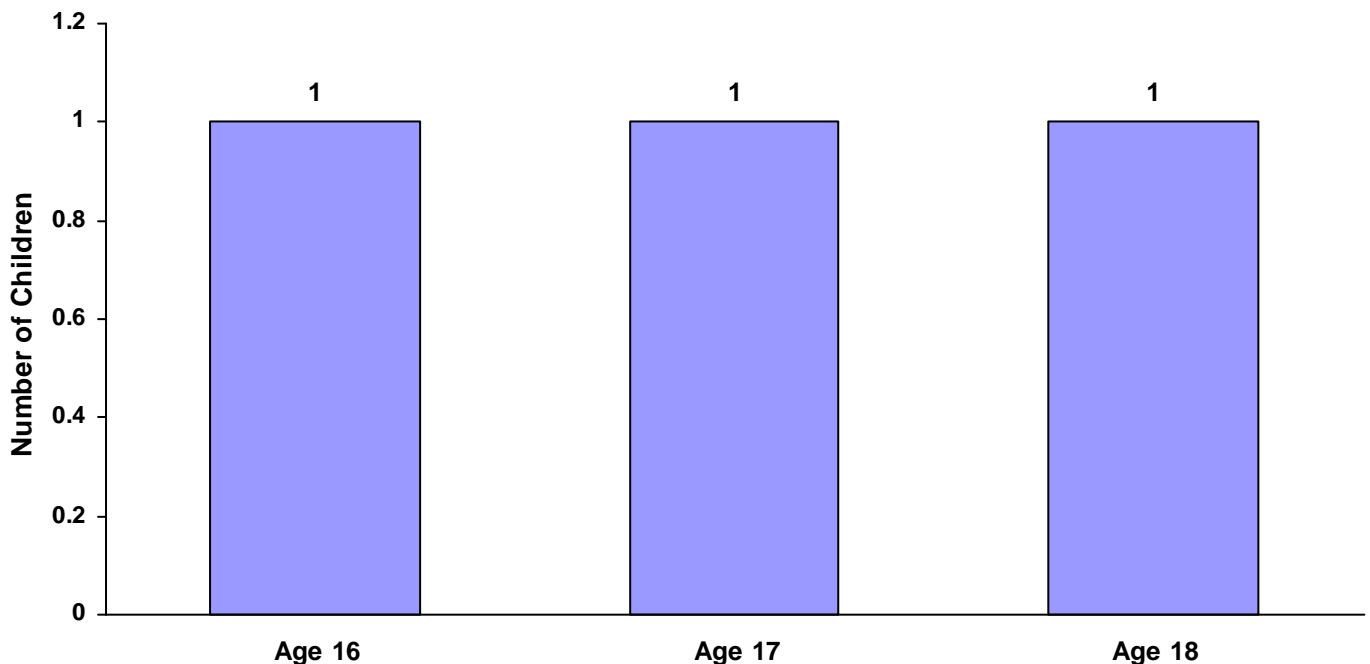
	White Male	African American Male	Other Race Male	White Female	African American Female	Other Race Female	Unknown Race or Sex	Total
<u>Special Proceedings</u>								
District Attorney's Office	16	7	6	17	9	11	0	66
DCS	2	3	2	10	3	0	0	20
Parents	6	1	0	11	2	0	0	20
Relatives	2	1	2	3	1	1	0	10
Other	2	1	0	1	1	0	0	5
Court Staff	0	1	0	2	1	0	0	4
Law Enforcement	2	0	0	1	0	0	0	3
Child & Parent	0	0	0	0	0	0	0	0
CSA	0	0	0	0	0	0	0	0
Hospital	0	0	0	0	0	0	0	0
Other Court	0	0	0	0	0	0	0	0
Other State Department	0	0	0	0	0	0	0	0
School	0	0	0	0	0	0	0	0
Self	0	0	0	0	0	0	0	0
Social Agency	0	0	0	0	0	0	0	0
Unknown	0	0	0	0	0	0	0	0
Victim	0	0	0	0	0	0	0	0
Totals	30	14	10	45	17	12	0	128
<u>Other</u>								
Law Enforcement	8	2	0	1	0	0	0	11
Parents	0	0	0	3	0	0	0	3
Child & Parent	0	0	0	0	0	0	0	0
Court Staff	0	0	0	0	0	0	0	0
CSA	0	0	0	0	0	0	0	0
DCS	0	0	0	0	0	0	0	0
District Attorney's Office	0	0	0	0	0	0	0	0
Hospital	0	0	0	0	0	0	0	0
Other	0	0	0	0	0	0	0	0
Other Court	0	0	0	0	0	0	0	0
Other State Department	0	0	0	0	0	0	0	0
Relatives	0	0	0	0	0	0	0	0
School	0	0	0	0	0	0	0	0
Self	0	0	0	0	0	0	0	0
Social Agency	0	0	0	0	0	0	0	0
Unknown	0	0	0	0	0	0	0	0
Victim	0	0	0	0	0	0	0	0
Totals	8	2	0	4	0	0	0	14
All Referral Source Totals	164	62	12	95	30	14	0	377

**TENNESSEE COUNCIL OF JUVENILE AND FAMILY COURT JUDGES
2008 CHESTER COUNTY JUVENILE COURT STATISTICAL DATA**

**Children Referred for Unlawful Carrying/Possession of a Weapon for CY 2008
Total Children = 270**

	White Male	African American Male	Other Race Male	White Female	African American Female	Other Race Female	Unknown Race or Sex	Total	% of All Children Referred
Age Under 1	0	0	0	0	0	0	0	0	0.00%
Age 1	0	0	0	0	0	0	0	0	0.00%
Age 2	0	0	0	0	0	0	0	0	0.00%
Age 3	0	0	0	0	0	0	0	0	0.00%
Age 4	0	0	0	0	0	0	0	0	0.00%
Age 5	0	0	0	0	0	0	0	0	0.00%
Age 6	0	0	0	0	0	0	0	0	0.00%
Age 7	0	0	0	0	0	0	0	0	0.00%
Age 8	0	0	0	0	0	0	0	0	0.00%
Age 9	0	0	0	0	0	0	0	0	0.00%
Age 10	0	0	0	0	0	0	0	0	0.00%
Age 11	0	0	0	0	0	0	0	0	0.00%
Age 12	0	0	0	0	0	0	0	0	0.00%
Age 13	0	0	0	0	0	0	0	0	0.00%
Age 14	0	0	0	0	0	0	0	0	0.00%
Age 15	0	0	0	0	0	0	0	0	0.00%
Age 16	1	0	0	0	0	0	0	1	0.37%
Age 17	0	1	0	0	0	0	0	1	0.37%
Age 18	0	1	0	0	0	0	0	1	0.37%
Age 19 and Over	0	0	0	0	0	0	0	0	0.00%
Totals	1	2	0	0	0	0	0	3	

Total Children Referred for Unlawfully Carrying/Possessing Weapons



**TENNESSEE COUNCIL OF JUVENILE AND FAMILY COURT JUDGES
2008 CHESTER COUNTY JUVENILE COURT STATISTICAL DATA**

Children Referred for Carrying Weapons on School Property for CY 2008

Total Children = 270

	White Male	African American Male	Other Race Male	White Female	African American Female	Other Race Female	Unknown Race or Sex	Total	% of Children Referred
Age Under 1	0	0	0	0	0	0	0	0	0.00%
Age 1	0	0	0	0	0	0	0	0	0.00%
Age 2	0	0	0	0	0	0	0	0	0.00%
Age 3	0	0	0	0	0	0	0	0	0.00%
Age 4	0	0	0	0	0	0	0	0	0.00%
Age 5	0	0	0	0	0	0	0	0	0.00%
Age 6	0	0	0	0	0	0	0	0	0.00%
Age 7	0	0	0	0	0	0	0	0	0.00%
Age 8	0	0	0	0	0	0	0	0	0.00%
Age 9	0	0	0	0	0	0	0	0	0.00%
Age 10	0	0	0	0	0	0	0	0	0.00%
Age 11	0	0	0	0	0	0	0	0	0.00%
Age 12	0	0	0	0	0	0	0	0	0.00%
Age 13	0	0	0	0	0	0	0	0	0.00%
Age 14	0	0	0	0	0	0	0	0	0.00%
Age 15	0	0	0	0	0	0	0	0	0.00%
Age 16	0	0	0	0	0	0	0	0	0.00%
Age 17	0	0	0	0	0	0	0	0	0.00%
Age 18	0	0	0	0	0	0	0	0	0.00%
Age 19 and Over	0	0	0	0	0	0	0	0	0.00%
Totals	0	0	0	0	0	0	0	0	

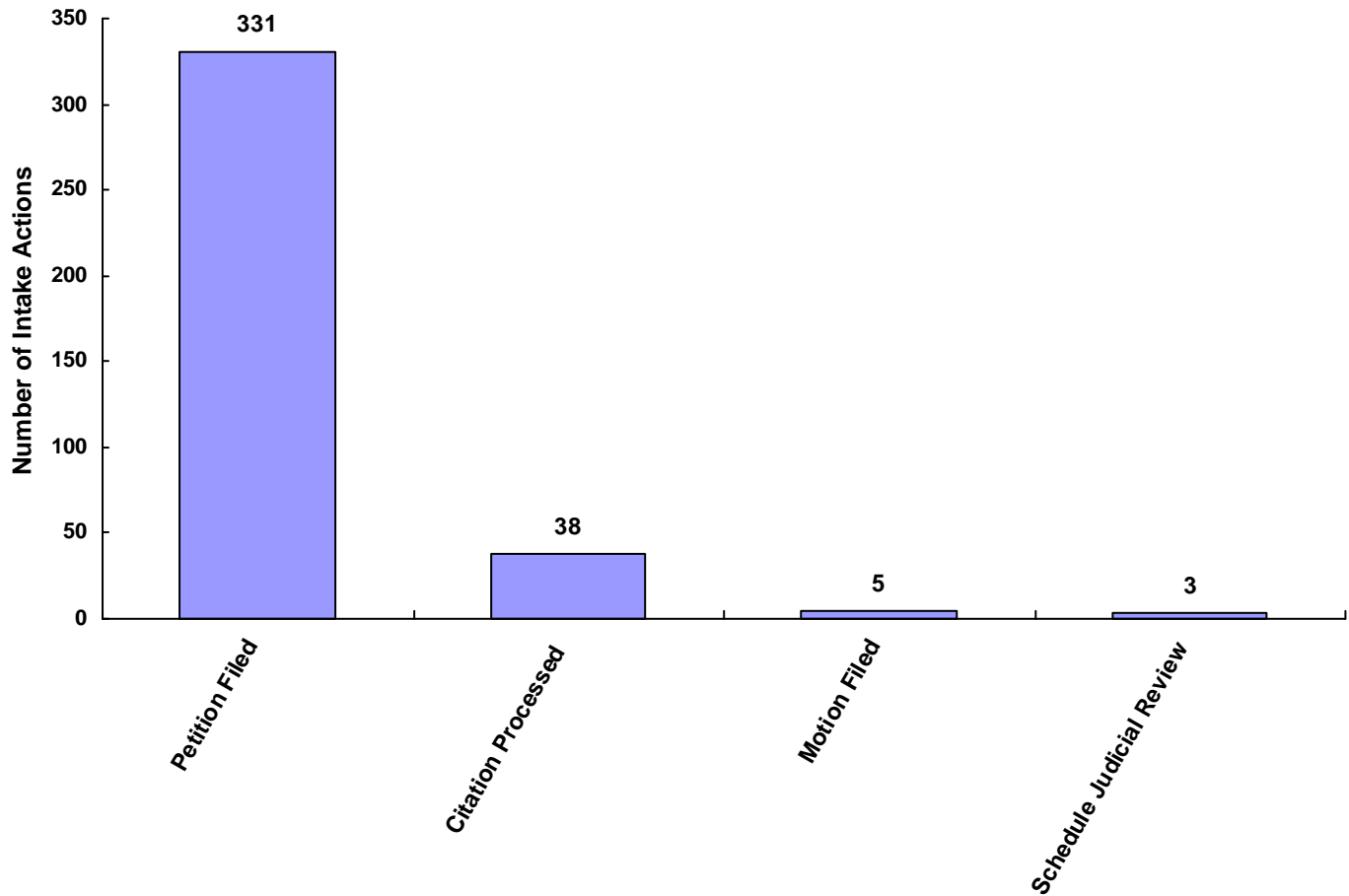
Total Children Referred for Carrying Weapons on School Property

**TENNESSEE COUNCIL OF JUVENILE AND FAMILY COURT JUDGES
2008 CHESTER COUNTY JUVENILE COURT STATISTICAL DATA**

Intake Actions at Referral by Race and Sex for CY 2008

	White Male	African American Male	Other Race Male	White Female	African American Female	Other Race Female	Unknown Race or Sex	Total	% of Total Referrals
Petition Filed	137	59	12	81	28	14	0	331	87.80%
Motion Filed	1	1	0	2	1	0	0	5	1.33%
Citation Processed	26	1	0	10	1	0	0	38	10.08%
Paternity Processed Notice	0	0	0	0	0	0	0	0	0.00%
Schedule Judicial Review	0	1	0	2	0	0	0	3	0.80%
Schedule Admin Review	0	0	0	0	0	0	0	0	0.00%
Schedule Foster Care Review	0	0	0	0	0	0	0	0	0.00%
Unknown	0	0	0	0	0	0	0	0	0.00%
Does Not Apply	0	0	0	0	0	0	0	0	0.00%
Other	0	0	0	0	0	0	0	0	0.00%
Totals	164	62	12	95	30	14	0	377	

Total Intake Actions at Referral



**TENNESSEE COUNCIL OF JUVENILE AND FAMILY COURT JUDGES
2008 CHESTER COUNTY JUVENILE COURT STATISTICAL DATA**

Intake Actions of Referrals by Class of Offense, Race and Sex for CY 2008

	White Male	African American Male	Other Race Male	White Female	African American Female	Other Race Female	Unknown Race or Sex	Total
<u>Offenses Against Persons</u>								
Petition Filed	2	5	0	0	3	0	0	10
Motion Filed	0	0	0	0	0	0	0	0
Citation Processed	0	0	0	0	0	0	0	0
Notification of Paternity Processed	0	0	0	0	0	0	0	0
Scheduling of Judicial Review	0	0	0	0	0	0	0	0
Scheduling of Administrative Review	0	0	0	0	0	0	0	0
Scheduling of Foster Care Review	0	0	0	0	0	0	0	0
Unknown	0	0	0	0	0	0	0	0
Does Not Apply	0	0	0	0	0	0	0	0
Other	0	0	0	0	0	0	0	0
Totals	2	5	0	0	3	0	0	10

<u>Offenses Against Property</u>								
Petition Filed	34	16	1	8	1	0	0	60
Motion Filed	0	0	0	0	0	0	0	0
Citation Processed	0	0	0	0	0	0	0	0
Notification of Paternity Processed	0	0	0	0	0	0	0	0
Scheduling of Judicial Review	0	0	0	0	0	0	0	0
Scheduling of Administrative Review	0	0	0	0	0	0	0	0
Scheduling of Foster Care Review	0	0	0	0	0	0	0	0
Unknown	0	0	0	0	0	0	0	0
Does Not Apply	0	0	0	0	0	0	0	0
Other	0	0	0	0	0	0	0	0
Totals	34	16	1	8	1	0	0	60

<u>Illegal Conduct</u>								
Petition Filed	45	16	0	16	6	1	0	84
Citation Processed	26	1	0	10	1	0	0	38
Motion Filed	1	0	0	0	0	0	0	1
Notification of Paternity Processed	0	0	0	0	0	0	0	0
Scheduling of Judicial Review	0	0	0	0	0	0	0	0
Scheduling of Administrative Review	0	0	0	0	0	0	0	0
Scheduling of Foster Care Review	0	0	0	0	0	0	0	0
Unknown	0	0	0	0	0	0	0	0
Does Not Apply	0	0	0	0	0	0	0	0
Other	0	0	0	0	0	0	0	0
Totals	72	17	0	26	7	1	0	123

**TENNESSEE COUNCIL OF JUVENILE AND FAMILY COURT JUDGES
2008 CHESTER COUNTY JUVENILE COURT STATISTICAL DATA**

Intake Actions of Referrals by Class of Offense, Race and Sex for CY 2008

	White Male	African American Male	Other Race Male	White Female	African American Female	Other Race Female	Unknown Race or Sex	Total
<u>Status Offenses</u>								
Petition Filed	13	4	1	4	1	1	0	24
Motion Filed	0	0	0	0	0	0	0	0
Citation Processed	0	0	0	0	0	0	0	0
Notification of Paternity Processed	0	0	0	0	0	0	0	0
Scheduling of Judicial Review	0	0	0	0	0	0	0	0
Scheduling of Administrative Review	0	0	0	0	0	0	0	0
Scheduling of Foster Care Review	0	0	0	0	0	0	0	0
Unknown	0	0	0	0	0	0	0	0
Does Not Apply	0	0	0	0	0	0	0	0
Other	0	0	0	0	0	0	0	0
Totals	13	4	1	4	1	1	0	24

<u>Dependency/Neglect</u>								
Petition Filed	5	3	0	8	1	0	0	17
Scheduling of Judicial Review	0	1	0	0	0	0	0	1
Motion Filed	0	0	0	0	0	0	0	0
Citation Processed	0	0	0	0	0	0	0	0
Notification of Paternity Processed	0	0	0	0	0	0	0	0
Scheduling of Administrative Review	0	0	0	0	0	0	0	0
Scheduling of Foster Care Review	0	0	0	0	0	0	0	0
Unknown	0	0	0	0	0	0	0	0
Does Not Apply	0	0	0	0	0	0	0	0
Other	0	0	0	0	0	0	0	0
Totals	5	4	0	8	1	0	0	18

<u>Other Violation Proceedings</u>								
Petition Filed	0	0	0	0	0	0	0	0
Motion Filed	0	0	0	0	0	0	0	0
Citation Processed	0	0	0	0	0	0	0	0
Notification of Paternity Processed	0	0	0	0	0	0	0	0
Scheduling of Judicial Review	0	0	0	0	0	0	0	0
Scheduling of Administrative Review	0	0	0	0	0	0	0	0
Scheduling of Foster Care Review	0	0	0	0	0	0	0	0
Unknown	0	0	0	0	0	0	0	0
Does Not Apply	0	0	0	0	0	0	0	0
Other	0	0	0	0	0	0	0	0
Totals	0	0	0	0	0	0	0	0

**TENNESSEE COUNCIL OF JUVENILE AND FAMILY COURT JUDGES
2008 CHESTER COUNTY JUVENILE COURT STATISTICAL DATA**

Intake Actions of Referrals by Class of Offense, Race and Sex for CY 2008

	White Male	African American Male	Other Race Male	White Female	African American Female	Other Race Female	Unknown Race or Sex	Total
<u>Parentage</u>								
Petition Filed	30	12	10	38	15	12	0	117
Motion Filed	0	1	0	2	1	0	0	4
Citation Processed	0	0	0	0	0	0	0	0
Notification of Paternity Processed	0	0	0	0	0	0	0	0
Scheduling of Judicial Review	0	0	0	0	0	0	0	0
Scheduling of Administrative Review	0	0	0	0	0	0	0	0
Scheduling of Foster Care Review	0	0	0	0	0	0	0	0
Unknown	0	0	0	0	0	0	0	0
Does Not Apply	0	0	0	0	0	0	0	0
Other	0	0	0	0	0	0	0	0
Totals	30	13	10	40	16	12	0	121
<u>Special Proceedings</u>								
Petition Filed	0	1	0	3	1	0	0	5
Scheduling of Judicial Review	0	0	0	2	0	0	0	2
Motion Filed	0	0	0	0	0	0	0	0
Citation Processed	0	0	0	0	0	0	0	0
Notification of Paternity Processed	0	0	0	0	0	0	0	0
Scheduling of Administrative Review	0	0	0	0	0	0	0	0
Scheduling of Foster Care Review	0	0	0	0	0	0	0	0
Unknown	0	0	0	0	0	0	0	0
Does Not Apply	0	0	0	0	0	0	0	0
Other	0	0	0	0	0	0	0	0
Totals	0	1	0	5	1	0	0	7
<u>Other</u>								
Petition Filed	8	2	0	4	0	0	0	14
Motion Filed	0	0	0	0	0	0	0	0
Citation Processed	0	0	0	0	0	0	0	0
Notification of Paternity Processed	0	0	0	0	0	0	0	0
Scheduling of Judicial Review	0	0	0	0	0	0	0	0
Scheduling of Administrative Review	0	0	0	0	0	0	0	0
Scheduling of Foster Care Review	0	0	0	0	0	0	0	0
Unknown	0	0	0	0	0	0	0	0
Does Not Apply	0	0	0	0	0	0	0	0
Other	0	0	0	0	0	0	0	0
Totals	8	2	0	4	0	0	0	14
All Intake Action Totals	164	62	12	95	30	14	0	377

**TENNESSEE COUNCIL OF JUVENILE AND FAMILY COURT JUDGES
2008 CHESTER COUNTY JUVENILE COURT STATISTICAL DATA**

Detention Statistics at Referral by Individual Child by Race and Sex for CY 2008

	White Male	African American Male	Other Race Male	White Female	African American Female	Other Race Female	Unknown Race or Sex	Total	% of Total Children
Does Not Apply	116	39	9	73	21	11	0	269	99.63%
Juvenile Detention Facility	0	0	0	0	1	0	0	1	0.37%
Non-Secure Placement	0	0	0	0	0	0	0	0	0.00%
Jail - Complete Separation	0	0	0	0	0	0	0	0	0.00%
Jail - Partial Separation	0	0	0	0	0	0	0	0	0.00%
Jail - No Separation	0	0	0	0	0	0	0	0	0.00%
Psychiatric Hospital	0	0	0	0	0	0	0	0	0.00%
Unknown	0	0	0	0	0	0	0	0	0.00%
Other	0	0	0	0	0	0	0	0	0.00%
Totals	116	39	9	73	22	11	0	270	

Detention Statistics at Referral by Individual Case for CY 2008

	Cases	% of Total Cases
Does Not Apply	311	99.68%
Juvenile Detention Facility	1	0.32%
Non-Secure Placement	0	0.00%
Jail - Complete Separation	0	0.00%
Jail - Partial Separation	0	0.00%
Jail - No Separation	0	0.00%
Psychiatric Hospital	0	0.00%
Unknown	0	0.00%
Other	0	0.00%
	312	100.00%

Detention Statistics above are reported separately by Child and by Case. One child may have multiple cases.

Does Not Apply: Refers to cases not eligible for detention due to the type of Referral or the decision not to detain.

**TENNESSEE COUNCIL OF JUVENILE AND FAMILY COURT JUDGES
2008 CHESTER COUNTY JUVENILE COURT STATISTICAL DATA**

Placement after Secure Detention Hearing by Individual Child by Race and Sex for CY 2008

	White Male	African American Male	Other Race Male	White Female	African American Female	Other Race Female	Unknown Race or Sex	Total	% of Total Children
Does Not Apply	116	38	9	73	21	11	0	268	99.26%
Returned to Prior Living Arr	0	1	0	0	1	0	0	2	0.74%
Juvenile Detention Facility	0	0	0	0	0	0	0	0	0.00%
Jail	0	0	0	0	0	0	0	0	0.00%
Shelter / Group Home	0	0	0	0	0	0	0	0	0.00%
Foster Family Home	0	0	0	0	0	0	0	0	0.00%
Psychiatric Hospital	0	0	0	0	0	0	0	0	0.00%
Unknown	0	0	0	0	0	0	0	0	0.00%
Other	0	0	0	0	0	0	0	0	0.00%
Totals	116	39	9	73	22	11	0	270	

Placement after Secure Detention Hearing by Individual Case for CY 2008

	Cases	% of Total Cases
Does Not Apply	310	99.36%
Returned to Prior Living Arrangement	2	0.64%
Juvenile Detention Facility	0	0.00%
Jail	0	0.00%
Shelter / Group Home	0	0.00%
Foster Family Home	0	0.00%
Psychiatric Hospital	0	0.00%
Unknown	0	0.00%
Other	0	0.00%
	312	100.00%

Detention Statistics above are reported separately by Child and by Case. One child may have multiple cases.

Does Not Apply: Refers to cases not eligible for detention due to the type of Referral or the decision not to detain.

**TENNESSEE COUNCIL OF JUVENILE AND FAMILY COURT JUDGES
2008 CHESTER COUNTY JUVENILE COURT STATISTICAL DATA**

Dispositional Procedures for CY 2008

Procedures used to Dispose or Adjust all Referrals

	Number	% of All Referrals
Formally Adjudicated	236	62.60%
Informally Adjusted	0	0.00%
Transfer to Adult Court Hearings and Charges Cleared	4	1.06%
Otherwise Handled	137	36.34%
	377	100.00%

Referrals Disposed by Formal Adjudicatory Proceedings

	Number	% of All Referrals
Dismissed	70	18.57%
Retired / Nolle Prosequi	1	0.27%
Complaint Substantiated Delinquent	123	32.63%
Complaint Substantiated Status Offender	17	4.51%
Complaint Substantiated Dependent/Neglect	25	6.63%
Complaint Substantiated Abused	0	0.00%
Complaint Substantiated Mentally Ill	0	0.00%
	236	62.61%

Referrals Disposed by Other Actions

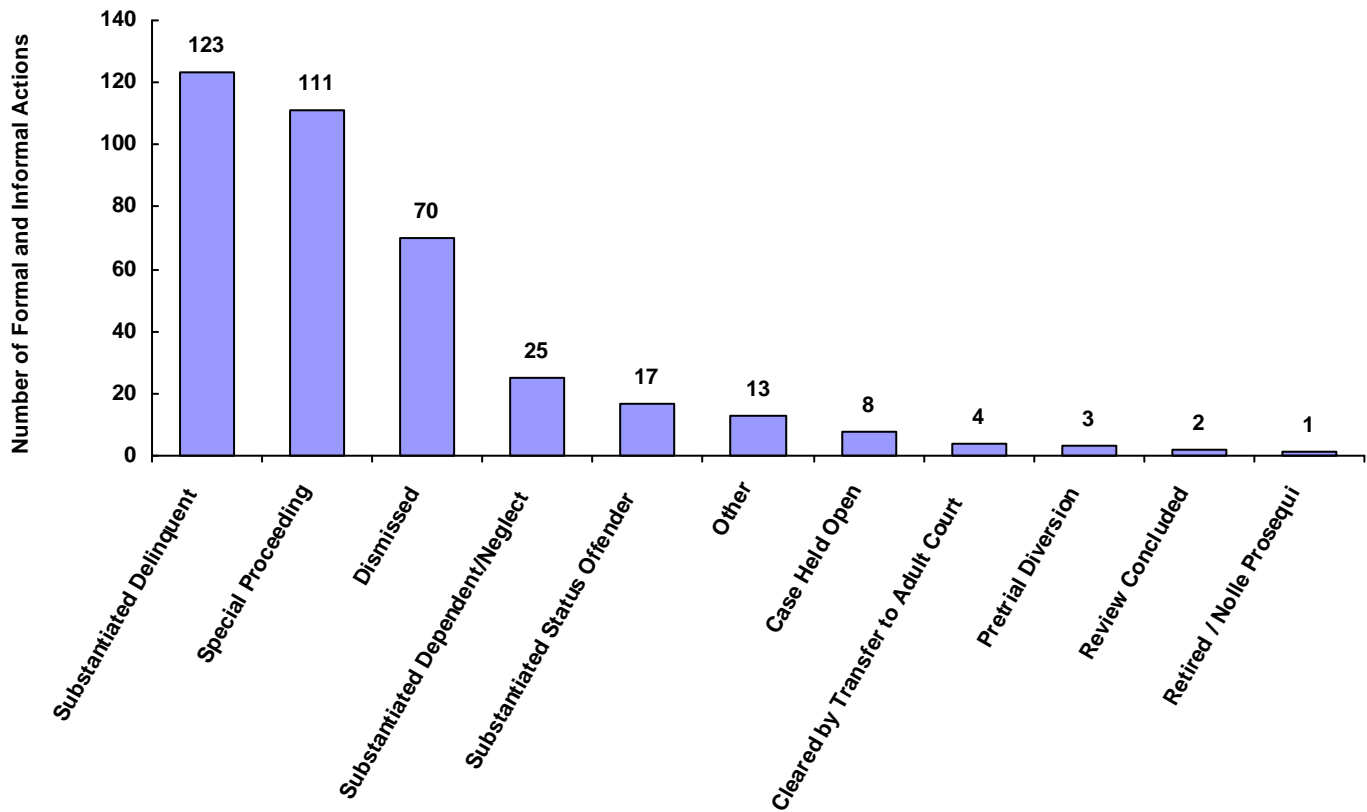
	Number	% of All Referrals
Informal Adjustment	0	0.00%
Transfer to Adult Court Hearing	0	0.00%
Charges Cleared by Transfer to Adult Court	4	1.06%
Pretrial Diversion	3	0.80%
Special Proceeding	111	29.44%
Review Concluded	2	0.53%
Case Held Open	8	2.12%
Other	13	3.45%
Unknown	0	0.00%
	141	37.40%

**TENNESSEE COUNCIL OF JUVENILE AND FAMILY COURT JUDGES
2008 CHESTER COUNTY JUVENILE COURT STATISTICAL DATA**

Formal and Informal Actions by Race and Sex for CY 2008

	White Male	African American Male	Other Race Male	White Female	African American Female	Other Race Female	Unknown Race or Sex	Total	% of Total Referrals
Dismissed	43	5	1	19	2	0	0	70	18.57%
Retired / Nolle Prosequi	1	0	0	0	0	0	0	1	0.27%
Substantiated Delinquent	65	28	1	18	10	1	0	123	32.63%
Substantiated Status Offender	10	3	0	3	1	0	0	17	4.51%
Substantiated Dependent/Neglect	9	5	1	8	1	1	0	25	6.63%
Substantiated Abused	0	0	0	0	0	0	0	0	0.00%
Substantiated Mentally Ill	0	0	0	0	0	0	0	0	0.00%
Informal Adjustment	0	0	0	0	0	0	0	0	0.00%
Pretrial Diversion	1	0	0	2	0	0	0	3	0.80%
Transfer to Adult Court Hearing	0	0	0	0	0	0	0	0	0.00%
Cleared by Transfer to Adult Court	0	4	0	0	0	0	0	4	1.06%
Special Proceeding	28	11	9	41	13	9	0	111	29.44%
Review Concluded	0	1	0	0	1	0	0	2	0.53%
Case Held Open	5	3	0	0	0	0	0	8	2.12%
Unknown	0	0	0	0	0	0	0	0	0.00%
Other	2	2	0	4	2	3	0	13	3.45%
Totals	164	62	12	95	30	14	0	377	

Total Formal and Informal Actions



**TENNESSEE COUNCIL OF JUVENILE AND FAMILY COURT JUDGES
2008 CHESTER COUNTY JUVENILE COURT STATISTICAL DATA**

Formal and Informal Actions by Type of Offense, Race and Sex for CY 2008

	White Male	African American Male	Other Race Male	White Female	African American Female	Other Race Female	Unknown Race or Sex	Total
<u>Delinquent</u>								
Complaint Substantiated Delinquent	62	26	1	16	10	1	0	116
Dismissed	36	4	0	14	1	0	0	55
Case Held Open	5	2	0	0	0	0	0	7
Complaint Substantiated Status Offender	2	0	0	2	0	0	0	4
Charges Cleared by Transfer to Adult Court	0	4	0	0	0	0	0	4
Complaint Substantiated Dependent/Neglect	1	2	0	0	0	0	0	3
Pretrial Diversion	1	0	0	2	0	0	0	3
Special Proceeding	1	0	0	0	0	0	0	1
Retired / Nolle Prosequi	0	0	0	0	0	0	0	0
Complaint Substantiated Abused	0	0	0	0	0	0	0	0
Complaint Substantiated Mentally Ill	0	0	0	0	0	0	0	0
Informal Adjustment	0	0	0	0	0	0	0	0
Transfer to Adult Court Hearing	0	0	0	0	0	0	0	0
Review Concluded	0	0	0	0	0	0	0	0
Unknown	0	0	0	0	0	0	0	0
Other	0	0	0	0	0	0	0	0
Totals	108	38	1	34	11	1	0	193

	White Male	African American Male	Other Race Male	White Female	African American Female	Other Race Female	Unknown Race or Sex	Total
<u>Status</u>								
Complaint Substantiated Status Offender	8	3	0	1	1	0	0	13
Dismissed	2	0	1	2	0	0	0	5
Complaint Substantiated Delinquent	1	0	0	1	0	0	0	2
Complaint Substantiated Dependent/Neglect	1	0	0	0	0	1	0	2
Special Proceeding	1	0	0	0	0	0	0	1
Case Held Open	0	1	0	0	0	0	0	1
Retired / Nolle Prosequi	0	0	0	0	0	0	0	0
Complaint Substantiated Abused	0	0	0	0	0	0	0	0
Complaint Substantiated Mentally Ill	0	0	0	0	0	0	0	0
Informal Adjustment	0	0	0	0	0	0	0	0
Pretrial Diversion	0	0	0	0	0	0	0	0
Transfer to Adult Court Hearing	0	0	0	0	0	0	0	0
Charges Cleared by Transfer to Adult Court	0	0	0	0	0	0	0	0
Review Concluded	0	0	0	0	0	0	0	0
Unknown	0	0	0	0	0	0	0	0
Other	0	0	0	0	0	0	0	0
Totals	13	4	1	4	1	1	0	24

**TENNESSEE COUNCIL OF JUVENILE AND FAMILY COURT JUDGES
2008 CHESTER COUNTY JUVENILE COURT STATISTICAL DATA**

Formal and Informal Actions by Type of Offense, Race and Sex for CY 2008

	White Male	African American Male	Other Race Male	White Female	African American Female	Other Race Female	Unknown Race or Sex	Total
<u>Dependency and Neglect</u>								
Complaint Substantiated Dependent/Neglect	2	3	0	6	1	0	0	12
Special Proceeding	2	1	0	1	0	0	0	4
Other	1	0	0	1	0	0	0	2
Dismissed	0	0	0	0	0	0	0	0
Retired / Nolle Prosequi	0	0	0	0	0	0	0	0
Complaint Substantiated Delinquent	0	0	0	0	0	0	0	0
Complaint Substantiated Status Offender	0	0	0	0	0	0	0	0
Complaint Substantiated Abused	0	0	0	0	0	0	0	0
Complaint Substantiated Mentally Ill	0	0	0	0	0	0	0	0
Informal Adjustment	0	0	0	0	0	0	0	0
Pretrial Diversion	0	0	0	0	0	0	0	0
Transfer to Adult Court Hearing	0	0	0	0	0	0	0	0
Charges Cleared by Transfer to Adult Court	0	0	0	0	0	0	0	0
Review Concluded	0	0	0	0	0	0	0	0
Case Held Open	0	0	0	0	0	0	0	0
Unknown	0	0	0	0	0	0	0	0
Totals	5	4	0	8	1	0	0	18
<u>Other Violations</u>								
Dismissed	0	0	0	0	0	0	0	0
Retired / Nolle Prosequi	0	0	0	0	0	0	0	0
Complaint Substantiated Delinquent	0	0	0	0	0	0	0	0
Complaint Substantiated Status Offender	0	0	0	0	0	0	0	0
Complaint Substantiated Dependent/Neglect	0	0	0	0	0	0	0	0
Complaint Substantiated Abused	0	0	0	0	0	0	0	0
Complaint Substantiated Mentally Ill	0	0	0	0	0	0	0	0
Informal Adjustment	0	0	0	0	0	0	0	0
Pretrial Diversion	0	0	0	0	0	0	0	0
Transfer to Adult Court Hearing	0	0	0	0	0	0	0	0
Charges Cleared by Transfer to Adult Court	0	0	0	0	0	0	0	0
Special Proceeding	0	0	0	0	0	0	0	0
Review Concluded	0	0	0	0	0	0	0	0
Case Held Open	0	0	0	0	0	0	0	0
Unknown	0	0	0	0	0	0	0	0
Other	0	0	0	0	0	0	0	0
Totals	0	0	0	0	0	0	0	0

**TENNESSEE COUNCIL OF JUVENILE AND FAMILY COURT JUDGES
2008 CHESTER COUNTY JUVENILE COURT STATISTICAL DATA**

Formal and Informal Actions by Type of Offense, Race and Sex for CY 2008

	White Male	African American Male	Other Race Male	White Female	African American Female	Other Race Female	Unknown Race or Sex	Total
<u>Special Proceedings</u>								
Special Proceeding	24	10	9	37	13	9	0	102
Other	1	2	0	3	2	3	0	11
Dismissed	2	1	0	3	1	0	0	7
Complaint Substantiated Dependent/Neglect	2	0	1	2	0	0	0	5
Review Concluded	0	1	0	0	1	0	0	2
Retired / Nolle Prosequi	1	0	0	0	0	0	0	1
Complaint Substantiated Delinquent	0	0	0	0	0	0	0	0
Complaint Substantiated Status Offender	0	0	0	0	0	0	0	0
Complaint Substantiated Abused	0	0	0	0	0	0	0	0
Complaint Substantiated Mentally Ill	0	0	0	0	0	0	0	0
Informal Adjustment	0	0	0	0	0	0	0	0
Pretrial Diversion	0	0	0	0	0	0	0	0
Transfer to Adult Court Hearing	0	0	0	0	0	0	0	0
Charges Cleared by Transfer to Adult Court	0	0	0	0	0	0	0	0
Case Held Open	0	0	0	0	0	0	0	0
Unknown	0	0	0	0	0	0	0	0
Totals	30	14	10	45	17	12	0	128
<u>Other</u>								
Complaint Substantiated Delinquent	2	2	0	1	0	0	0	5
Dismissed	3	0	0	0	0	0	0	3
Complaint Substantiated Dependent/Neglect	3	0	0	0	0	0	0	3
Special Proceeding	0	0	0	3	0	0	0	3
Retired / Nolle Prosequi	0	0	0	0	0	0	0	0
Complaint Substantiated Status Offender	0	0	0	0	0	0	0	0
Complaint Substantiated Abused	0	0	0	0	0	0	0	0
Complaint Substantiated Mentally Ill	0	0	0	0	0	0	0	0
Informal Adjustment	0	0	0	0	0	0	0	0
Pretrial Diversion	0	0	0	0	0	0	0	0
Transfer to Adult Court Hearing	0	0	0	0	0	0	0	0
Charges Cleared by Transfer to Adult Court	0	0	0	0	0	0	0	0
Review Concluded	0	0	0	0	0	0	0	0
Case Held Open	0	0	0	0	0	0	0	0
Unknown	0	0	0	0	0	0	0	0
Other	0	0	0	0	0	0	0	0
Totals	8	2	0	4	0	0	0	14
All Action Totals	164	62	12	95	30	14	0	377

**TENNESSEE COUNCIL OF JUVENILE AND FAMILY COURT JUDGES
2008 CHESTER COUNTY JUVENILE COURT STATISTICAL DATA**

Formal and Informal Actions by Class of Referral, Race and Sex for CY 2008

	White Male	African American Male	Other Race Male	White Female	African American Female	Other Race Female	Unknown Race or Sex	Total
<u>Offenses Against Persons</u>								
Complaint Substantiated Delinquent	2	3	0	0	3	0	0	8
Complaint Substantiated Dependent/Neglect	0	1	0	0	0	0	0	1
Case Held Open	0	1	0	0	0	0	0	1
Dismissed	0	0	0	0	0	0	0	0
Retired / Nolle Prosequi	0	0	0	0	0	0	0	0
Complaint Substantiated Status Offender	0	0	0	0	0	0	0	0
Complaint Substantiated Abused	0	0	0	0	0	0	0	0
Complaint Substantiated Mentally Ill	0	0	0	0	0	0	0	0
Informal Adjustment	0	0	0	0	0	0	0	0
Pretrial Diversion	0	0	0	0	0	0	0	0
Transfer to Adult Court Hearing	0	0	0	0	0	0	0	0
Charges Cleared by Transfer to Adult Court	0	0	0	0	0	0	0	0
Special Proceeding	0	0	0	0	0	0	0	0
Review Concluded	0	0	0	0	0	0	0	0
Unknown	0	0	0	0	0	0	0	0
Other	0	0	0	0	0	0	0	0
Totals	2	5	0	0	3	0	0	10

<u>Offenses Against Property</u>								
Complaint Substantiated Delinquent	25	14	1	4	1	0	0	45
Dismissed	3	1	0	2	0	0	0	6
Case Held Open	5	1	0	0	0	0	0	6
Pretrial Diversion	1	0	0	2	0	0	0	3
Retired / Nolle Prosequi	0	0	0	0	0	0	0	0
Complaint Substantiated Status Offender	0	0	0	0	0	0	0	0
Complaint Substantiated Dependent/Neglect	0	0	0	0	0	0	0	0
Complaint Substantiated Abused	0	0	0	0	0	0	0	0
Complaint Substantiated Mentally Ill	0	0	0	0	0	0	0	0
Informal Adjustment	0	0	0	0	0	0	0	0
Transfer to Adult Court Hearing	0	0	0	0	0	0	0	0
Charges Cleared by Transfer to Adult Court	0	0	0	0	0	0	0	0
Special Proceeding	0	0	0	0	0	0	0	0
Review Concluded	0	0	0	0	0	0	0	0
Unknown	0	0	0	0	0	0	0	0
Other	0	0	0	0	0	0	0	0
Totals	34	16	1	8	1	0	0	60

**TENNESSEE COUNCIL OF JUVENILE AND FAMILY COURT JUDGES
2008 CHESTER COUNTY JUVENILE COURT STATISTICAL DATA**

Formal and Informal Actions by Class of Referral, Race and Sex for CY 2008

	White Male	African American Male	Other Race Male	White Female	African American Female	Other Race Female	Unknown Race or Sex	Total
<u>Illegal Conduct</u>								
Complaint Substantiated Delinquent	35	9	0	12	6	1	0	63
Dismissed	33	3	0	12	1	0	0	49
Complaint Substantiated Status Offender	2	0	0	2	0	0	0	4
Charges Cleared by Transfer to Adult Court	0	4	0	0	0	0	0	4
Complaint Substantiated Dependent/Neglect	1	1	0	0	0	0	0	2
Special Proceeding	1	0	0	0	0	0	0	1
Retired / Nolle Prosequi	0	0	0	0	0	0	0	0
Complaint Substantiated Abused	0	0	0	0	0	0	0	0
Complaint Substantiated Mentally Ill	0	0	0	0	0	0	0	0
Informal Adjustment	0	0	0	0	0	0	0	0
Pretrial Diversion	0	0	0	0	0	0	0	0
Transfer to Adult Court Hearing	0	0	0	0	0	0	0	0
Review Concluded	0	0	0	0	0	0	0	0
Case Held Open	0	0	0	0	0	0	0	0
Unknown	0	0	0	0	0	0	0	0
Other	0	0	0	0	0	0	0	0
Totals	72	17	0	26	7	1	0	123

Status Offenses

Complaint Substantiated Status Offender	8	3	0	1	1	0	0	13
Dismissed	2	0	1	2	0	0	0	5
Complaint Substantiated Delinquent	1	0	0	1	0	0	0	2
Complaint Substantiated Dependent/Neglect	1	0	0	0	0	1	0	2
Special Proceeding	1	0	0	0	0	0	0	1
Case Held Open	0	1	0	0	0	0	0	1
Retired / Nolle Prosequi	0	0	0	0	0	0	0	0
Complaint Substantiated Abused	0	0	0	0	0	0	0	0
Complaint Substantiated Mentally Ill	0	0	0	0	0	0	0	0
Informal Adjustment	0	0	0	0	0	0	0	0
Pretrial Diversion	0	0	0	0	0	0	0	0
Transfer to Adult Court Hearing	0	0	0	0	0	0	0	0
Charges Cleared by Transfer to Adult Court	0	0	0	0	0	0	0	0
Review Concluded	0	0	0	0	0	0	0	0
Unknown	0	0	0	0	0	0	0	0
Other	0	0	0	0	0	0	0	0
Totals	13	4	1	4	1	1	0	24

**TENNESSEE COUNCIL OF JUVENILE AND FAMILY COURT JUDGES
2008 CHESTER COUNTY JUVENILE COURT STATISTICAL DATA**

Formal and Informal Actions by Class of Referral, Race and Sex for CY 2008

	White Male	African American Male	Other Race Male	White Female	African American Female	Other Race Female	Unknown Race or Sex	Total
<u>Dependency/Neglect</u>								
Complaint Substantiated Dependent/Neglect	2	3	0	6	1	0	0	12
Special Proceeding	2	1	0	1	0	0	0	4
Other	1	0	0	1	0	0	0	2
Dismissed	0	0	0	0	0	0	0	0
Retired / Nolle Prosequi	0	0	0	0	0	0	0	0
Complaint Substantiated Delinquent	0	0	0	0	0	0	0	0
Complaint Substantiated Status Offender	0	0	0	0	0	0	0	0
Complaint Substantiated Abused	0	0	0	0	0	0	0	0
Complaint Substantiated Mentally Ill	0	0	0	0	0	0	0	0
Informal Adjustment	0	0	0	0	0	0	0	0
Pretrial Diversion	0	0	0	0	0	0	0	0
Transfer to Adult Court Hearing	0	0	0	0	0	0	0	0
Charges Cleared by Transfer to Adult Court	0	0	0	0	0	0	0	0
Review Concluded	0	0	0	0	0	0	0	0
Case Held Open	0	0	0	0	0	0	0	0
Unknown	0	0	0	0	0	0	0	0
Totals	5	4	0	8	1	0	0	18

Other Violation Proceedings

Dismissed	0	0	0	0	0	0	0	0
Retired / Nolle Prosequi	0	0	0	0	0	0	0	0
Complaint Substantiated Delinquent	0	0	0	0	0	0	0	0
Complaint Substantiated Status Offender	0	0	0	0	0	0	0	0
Complaint Substantiated Dependent/Neglect	0	0	0	0	0	0	0	0
Complaint Substantiated Abused	0	0	0	0	0	0	0	0
Complaint Substantiated Mentally Ill	0	0	0	0	0	0	0	0
Informal Adjustment	0	0	0	0	0	0	0	0
Pretrial Diversion	0	0	0	0	0	0	0	0
Transfer to Adult Court Hearing	0	0	0	0	0	0	0	0
Charges Cleared by Transfer to Adult Court	0	0	0	0	0	0	0	0
Special Proceeding	0	0	0	0	0	0	0	0
Review Concluded	0	0	0	0	0	0	0	0
Case Held Open	0	0	0	0	0	0	0	0
Unknown	0	0	0	0	0	0	0	0
Other	0	0	0	0	0	0	0	0
Totals	0	0	0	0	0	0	0	0

**TENNESSEE COUNCIL OF JUVENILE AND FAMILY COURT JUDGES
2008 CHESTER COUNTY JUVENILE COURT STATISTICAL DATA**

Formal and Informal Actions by Class of Referral, Race and Sex for CY 2008

	White Male	African American Male	Other Race Male	White Female	African American Female	Other Race Female	Unknown Race or Sex	Total
<u>Parentage</u>								
Special Proceeding	24	10	9	32	13	9	0	97
Other	1	2	0	3	2	3	0	11
Dismissed	2	1	0	3	1	0	0	7
Complaint Substantiated Dependent/Neglect	2	0	1	2	0	0	0	5
Retired / Nolle Prosequi	1	0	0	0	0	0	0	1
Complaint Substantiated Delinquent	0	0	0	0	0	0	0	0
Complaint Substantiated Status Offender	0	0	0	0	0	0	0	0
Complaint Substantiated Abused	0	0	0	0	0	0	0	0
Complaint Substantiated Mentally Ill	0	0	0	0	0	0	0	0
Informal Adjustment	0	0	0	0	0	0	0	0
Pretrial Diversion	0	0	0	0	0	0	0	0
Transfer to Adult Court Hearing	0	0	0	0	0	0	0	0
Charges Cleared by Transfer to Adult Court	0	0	0	0	0	0	0	0
Review Concluded	0	0	0	0	0	0	0	0
Case Held Open	0	0	0	0	0	0	0	0
Unknown	0	0	0	0	0	0	0	0
Totals	30	13	10	40	16	12	0	121

Special Proceedings

Special Proceeding	0	0	0	5	0	0	0	5
Review Concluded	0	1	0	0	1	0	0	2
Dismissed	0	0	0	0	0	0	0	0
Retired / Nolle Prosequi	0	0	0	0	0	0	0	0
Complaint Substantiated Delinquent	0	0	0	0	0	0	0	0
Complaint Substantiated Status Offender	0	0	0	0	0	0	0	0
Complaint Substantiated Dependent/Neglect	0	0	0	0	0	0	0	0
Complaint Substantiated Abused	0	0	0	0	0	0	0	0
Complaint Substantiated Mentally Ill	0	0	0	0	0	0	0	0
Informal Adjustment	0	0	0	0	0	0	0	0
Pretrial Diversion	0	0	0	0	0	0	0	0
Transfer to Adult Court Hearing	0	0	0	0	0	0	0	0
Charges Cleared by Transfer to Adult Court	0	0	0	0	0	0	0	0
Case Held Open	0	0	0	0	0	0	0	0
Unknown	0	0	0	0	0	0	0	0
Other	0	0	0	0	0	0	0	0
Totals	0	1	0	5	1	0	0	7

**TENNESSEE COUNCIL OF JUVENILE AND FAMILY COURT JUDGES
2008 CHESTER COUNTY JUVENILE COURT STATISTICAL DATA**

Formal and Informal Actions by Class of Referral, Race and Sex for CY 2008

	White Male	African American Male	Other Race Male	White Female	African American Female	Other Race Female	Unknown Race or Sex	Total
Other								
Complaint Substantiated Delinquent	2	2	0	1	0	0	0	5
Dismissed	3	0	0	0	0	0	0	3
Complaint Substantiated Dependent/Neglect	3	0	0	0	0	0	0	3
Special Proceeding	0	0	0	3	0	0	0	3
Retired / Nolle Prosequi	0	0	0	0	0	0	0	0
Complaint Substantiated Status Offender	0	0	0	0	0	0	0	0
Complaint Substantiated Abused	0	0	0	0	0	0	0	0
Complaint Substantiated Mentally Ill	0	0	0	0	0	0	0	0
Informal Adjustment	0	0	0	0	0	0	0	0
Pretrial Diversion	0	0	0	0	0	0	0	0
Transfer to Adult Court Hearing	0	0	0	0	0	0	0	0
Charges Cleared by Transfer to Adult Court	0	0	0	0	0	0	0	0
Review Concluded	0	0	0	0	0	0	0	0
Case Held Open	0	0	0	0	0	0	0	0
Unknown	0	0	0	0	0	0	0	0
Other	0	0	0	0	0	0	0	0
Totals	8	2	0	4	0	0	0	14
All Action Totals	164	62	12	95	30	14	0	377

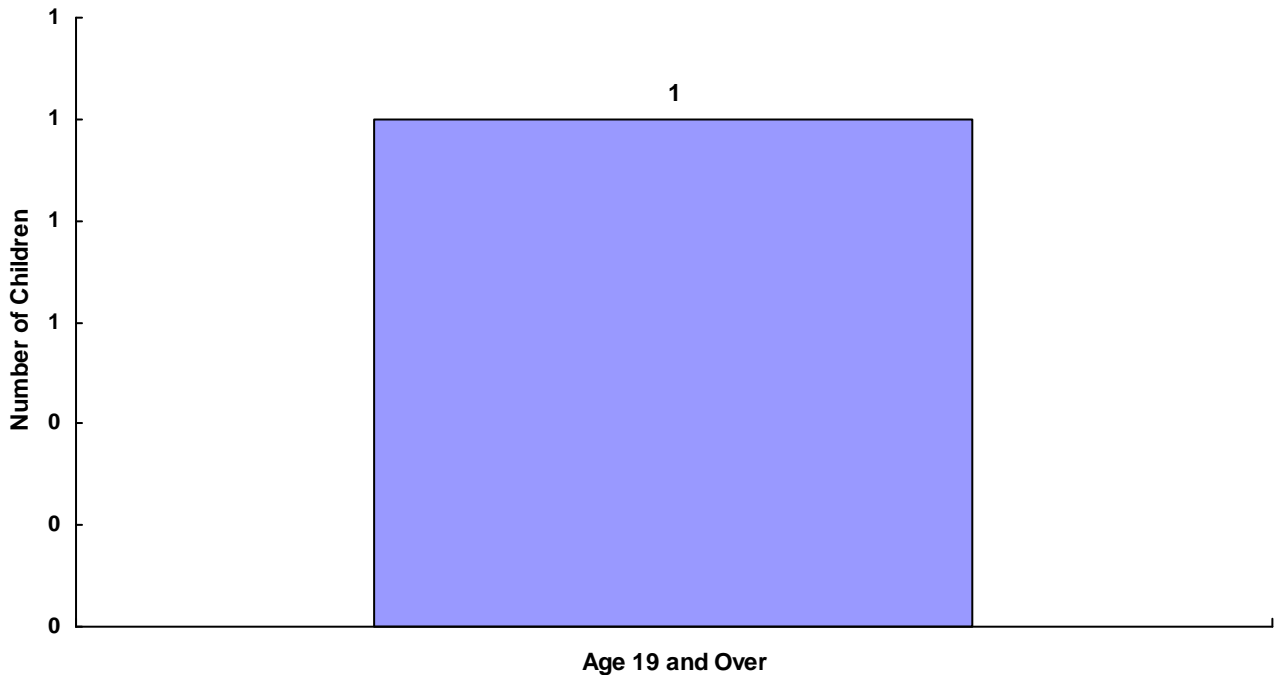
**TENNESSEE COUNCIL OF JUVENILE AND FAMILY COURT JUDGES
2008 CHESTER COUNTY JUVENILE COURT STATISTICAL DATA**

Children Transferred to Adult Court by Age at Disposition Date, Race and Sex for CY 2008

Total Children = 270

	White Male	African American Male	Other Race Male	White Female	African American Female	Other Race Female	Unknown Race or Sex	Total	% of All Children Referred
Age Under 1	0	0	0	0	0	0	0	0	0.00%
Age 1	0	0	0	0	0	0	0	0	0.00%
Age 2	0	0	0	0	0	0	0	0	0.00%
Age 3	0	0	0	0	0	0	0	0	0.00%
Age 4	0	0	0	0	0	0	0	0	0.00%
Age 5	0	0	0	0	0	0	0	0	0.00%
Age 6	0	0	0	0	0	0	0	0	0.00%
Age 7	0	0	0	0	0	0	0	0	0.00%
Age 8	0	0	0	0	0	0	0	0	0.00%
Age 9	0	0	0	0	0	0	0	0	0.00%
Age 10	0	0	0	0	0	0	0	0	0.00%
Age 11	0	0	0	0	0	0	0	0	0.00%
Age 12	0	0	0	0	0	0	0	0	0.00%
Age 13	0	0	0	0	0	0	0	0	0.00%
Age 14	0	0	0	0	0	0	0	0	0.00%
Age 15	0	0	0	0	0	0	0	0	0.00%
Age 16	0	0	0	0	0	0	0	0	0.00%
Age 17	0	0	0	0	0	0	0	0	0.00%
Age 18	0	0	0	0	0	0	0	0	0.00%
Age 19 and Over	0	1	0	0	0	0	0	1	0.37%
Totals	0	1	0	0	0	0	0	1	

Total Children Transferred to Adult Court



**TENNESSEE COUNCIL OF JUVENILE AND FAMILY COURT JUDGES
2008 CHESTER COUNTY JUVENILE COURT STATISTICAL DATA**

Outcomes by Type Of Disposition, Race and Sex for CY 2008

	White Male	African American Male	Other Race Male	White Female	African American Female	Other Race Female	Unknown Race or Sex	Total
<u>General Action Codes</u>								
Case Dismissed	37	6	0	15	2	3	0	63
Restitution	13	5	1	4	0	0	0	23
No Contact Order	11	7	0	3	1	0	0	22
Referred for Alcohol and Drug Counseling	8	0	0	11	0	1	0	20
Driver's License Held Informally	5	1	0	5	0	0	0	11
Fine	9	0	0	2	0	0	0	11
Released from Probation	8	1	0	1	0	0	0	10
Supervision / Probation to Juvenile Court	6	0	1	0	0	0	0	7
Warned / Counseled	3	2	0	0	0	0	0	5
Referral to Another Entity for Superv/Servc	0	2	0	1	2	0	0	5
Held Open For Review	3	1	0	0	0	0	0	4
Referred for Mental Health Counseling	1	2	0	0	1	0	0	4
Case Retired or Nolle Prosequi	0	0	0	0	0	0	0	0
Probation to Parents	0	0	0	0	0	0	0	0
Referred to Alternative School	0	0	0	0	0	0	0	0
Referred to Private Child Agency	0	0	0	0	0	0	0	0
Referred to Defensive Driving School	0	0	0	0	0	0	0	0
Referred to Alcohol Safety School	0	0	0	0	0	0	0	0
Referral to Juvenile Court Educ-Based Pgm	0	0	0	0	0	0	0	0
Voluntary Placement with DMHMR	0	0	0	0	0	0	0	0
Private Mental Health Placement	0	0	0	0	0	0	0	0
Private MR Placement	0	0	0	0	0	0	0	0
Placement with City/Cnty Agcy/Facility	0	0	0	0	0	0	0	0
Placement with Relative / Other Individual	0	0	0	0	0	0	0	0
Public Service	0	0	0	0	0	0	0	0
Runaway Returned	0	0	0	0	0	0	0	0
Injunction Other than No Contact Order	0	0	0	0	0	0	0	0
House Arrest	0	0	0	0	0	0	0	0
Court Defined Curfew	0	0	0	0	0	0	0	0
Dismissed from Informal Adjustment	0	0	0	0	0	0	0	0
Dismissed from Pretrial Diversion	0	0	0	0	0	0	0	0
Totals	104	27	2	42	6	4	0	185

**TENNESSEE COUNCIL OF JUVENILE AND FAMILY COURT JUDGES
2008 CHESTER COUNTY JUVENILE COURT STATISTICAL DATA**

Outcomes by Type Of Disposition, Race and Sex for CY 2008

	White Male	African American Male	Other Race Male	White Female	African American Female	Other Race Female	Unknown Race or Sex	Total
<u>Formal Action Codes</u>								
DCS Probation	6	3	0	1	1	1	0	12
DCS Commitment - Suspended	4	2	0	0	1	0	0	7
Transfer to Another Juvenile Court for Dispo	3	3	0	0	1	0	0	7
Other Intensive Probation	2	1	0	0	1	0	0	4
DCS Commitment - Custody	1	1	0	0	0	1	0	3
Parental Rights Terminated	1	0	0	1	0	0	0	2
Transferred to Adult Court	0	1	0	0	0	0	0	1
DCS Commitment - Determinate	0	1	0	0	0	0	0	1
DMHMR Involuntary Commitment	0	0	0	0	0	0	0	0
DCS Intensive Probation	0	0	0	0	0	0	0	0
Placed Under a Valid Court Order	0	0	0	0	0	0	0	0
Supervision by DCS	0	0	0	0	0	0	0	0
Parental Rights Not Terminated	0	0	0	0	0	0	0	0
Totals	17	12	0	2	4	2	0	37

Special Proceedings

Court Costs	39	1	0	23	1	0	0	64
Child Support Granted	8	5	5	8	6	6	0	38
Visitation Changed	6	6	0	19	6	0	0	37
Custody Changed	7	4	4	14	3	1	0	33
Custody Unchanged	3	3	0	5	2	0	0	13
Paternity Determined / Child Legitimated	3	1	1	2	1	2	0	10
Paternity Not Determ/Child Not Legitimated	0	0	1	2	1	0	0	4
Child Support Denied	1	0	0	2	0	0	0	3
Voluntary Acknowledgement of Paternity	1	0	0	1	0	0	0	2
Child Support Amended	1	0	0	0	0	0	0	1
Consent to Marry Granted	0	0	0	1	0	0	0	1
Order of Reference to DCS	0	0	0	0	0	0	0	0
Foster Care Terminated	0	0	0	0	0	0	0	0
Foster Care Continued	0	0	0	0	0	0	0	0
Visitation Unchanged	0	0	0	0	0	0	0	0
Child Support Terminated	0	0	0	0	0	0	0	0
Request for Medical Treatment Granted	0	0	0	0	0	0	0	0
Request for Medical Treatment Denied	0	0	0	0	0	0	0	0
Consent to Marry Denied	0	0	0	0	0	0	0	0
Totals	69	20	11	77	20	9	0	206


Other Outcome Codes

Other	44	14	2	31	5	2	0	98
Totals	44	14	2	31	5	2	0	98

All Outcome Totals	234	73	15	152	35	17	0	526
---------------------------	------------	-----------	-----------	------------	-----------	-----------	----------	------------

**TENNESSEE COUNCIL OF JUVENILE AND FAMILY COURT JUDGES
2008 CHESTER COUNTY JUVENILE COURT STATISTICAL DATA**

Breakdown of Referrals by Court Personnel Executing the Action in CY 2008



	Referrals	% of Referrals
Judge	377	100.00%
Referee	0	0.00%
YSO	0	0.00%
Other	0	0.00%
Total	377	100.00%