

2008

State of Tennessee

Annual Juvenile Court Statistical Report

Claiborne County Breakdown

TABLE OF CONTENTS

Report Numbers Listed Below are shown at the Bottom of each Report, followed by the Report Page Number

	Report Number
Juvenile Court Referral Process	
Chart – The Juvenile Court Referral Process	1
Chart – Delinquent, Dependent/Neglect/Abuse, and Status/Unruly Referrals	2
Chart – Referrals by Type of Offense	3
Chart – Referrals for Status/Unruly Offenses	4
Children and Referral Counts by Race and Sex	
Table – Children with Delinquent Referrals by Race and Sex	5
Table – Children with Status/Unruly Referrals by Race and Sex	5
Table – Children with Dependency/Neglect/Abuse Allegations by Race and Sex	5
Table – Referrals Delinquent Referrals by Race and Sex	6
Table – Referrals Status/Unruly Referrals by Race and Sex	6
Table – Referrals Dependency/Neglect/Abuse Allegations by Race and Sex	6
Table/Chart – Referrals by Age Group, Race and Sex	7
Table/Chart – Children Referred by Age, Race and Sex	8
Table/Chart – Children Referred by Race and Sex	9
Table/Chart – Children of Hispanic Origin by Race and Sex	10
Table – Referrals by Type of Offense, Age Group, Race and Sex	11
Living Arrangement of the Child at Time of Referral	
Table/Chart – Living Arrangement at Time of Referral by Race and Sex	12
School Status of Individual Children at Time of Referral to Juvenile Court	
Table – Last Grade Completed by Children by Race and Sex	13
Table – Children Enrolled in School	13
Table – Children Enrolled in Special Education	13
Referral Information by Race, Sex and Class of Referral/Offense	
Table/Chart – Class of Referrals by Race and Sex	14
Table - Referrals by Class and Type of Offense by Race and Sex	15
Referral Reasons by Type, Race and Sex	
Table – Referral Reasons by Type of Offense, Race and Sex	16
Table – Top 4 Referral Reasons by Sex and Race	17
Table – Top 4 Referral Reasons by Sex, Race and Type of Offense	18
Source of Referrals to the Juvenile Court	
Table – Source of Referrals by Race and Sex	19
Table – Six Most Frequent Referral Reasons by Source, Race and Sex	20
Table – Source of Referrals by Type of Offense, Race and Sex	21
Children Referred with Weapons Charges	
Table/Chart – Children Referred for Unlawful Carrying/Possession of a Weapon by Age, Race and Sex	22
Table/Chart – Children Referred for Carrying Weapons on School Property	23
Intake Actions at Referral	
Table/Chart – Intake Actions at Referral by Race and Sex	24
Table/Chart – Intake Actions of Referrals by Class of Offense, Race and Sex	25

TABLE OF CONTENTS


Report Numbers Listed Below are shown at the Bottom of each Report, followed by the Report Page Number

	Report Number
Detention Statistics at Referral	
Table – Detention Statistics at Referral by Individual Child by Race and Sex	26
Table – Detention Statistics at Referral by Individual Case	26
Table – Placement After Secure Detention Hearing by Individual Child by Race and Sex	27
Table – Placement After Secure Detention Hearing by Individual Case	27
Dispositional Procedures	
Table – Procedures used to Dispose or Adjust All Referrals	28
Table – Referrals Disposed by Formal Adjudicatory Proceedings	28
Table – Referrals Disposed by Other Actions	28
Formal and Informal Actions	
Table/Chart – Formal and Informal Actions by Race and Sex	29
Table – Formal and Informal Actions by Type of Offense, Race and Sex	30
Table – Formal and Informal Actions by Class of Referral, Race and Sex	31
Children Transferred to Adult Court	
Table/Chart – Children Transferred to Adult Court by Age, Race and Sex	32
Outcomes by Type of Disposition	
Table – Outcomes by Type of Disposition, Race and Sex	33
Juvenile Court Referrals Disposed County-Wide Based on Number of Referrals	
Table/Chart – Breakdown of Referrals by Court Personnel Executing the Action	34

**TENNESSEE COUNCIL OF JUVENILE AND FAMILY COURT JUDGES
2008 CLAIBORNE COUNTY JUVENILE COURT STATISTICAL DATA**

The Juvenile Court Referral Process for CY 2008

Delinquent 169	Status 134	Dependency and Neglect 93	Other Violations 1	Special Proceedings 25	Parentage 27	Other 9
--------------------------	----------------------	-------------------------------------	------------------------------	----------------------------------	------------------------	-------------------



Parents, Victims, School, Relatives, State Dept, etc.
247

Law Enforcement
211

Pretrial Diversion, Informal Adjustment
25

Court Actions
458

Transfer to Adult Court Hearing
0

Charges Cleared By Transfer to Adult Court
1



Formal Adjudications
346

Special Proceeding
39


Review Concluded
19



Juvenile Court System Outcomes / Dispositions
1,083

Case Held Open
13

Other
15




Formal
204



General
636



Special Proceedings
226

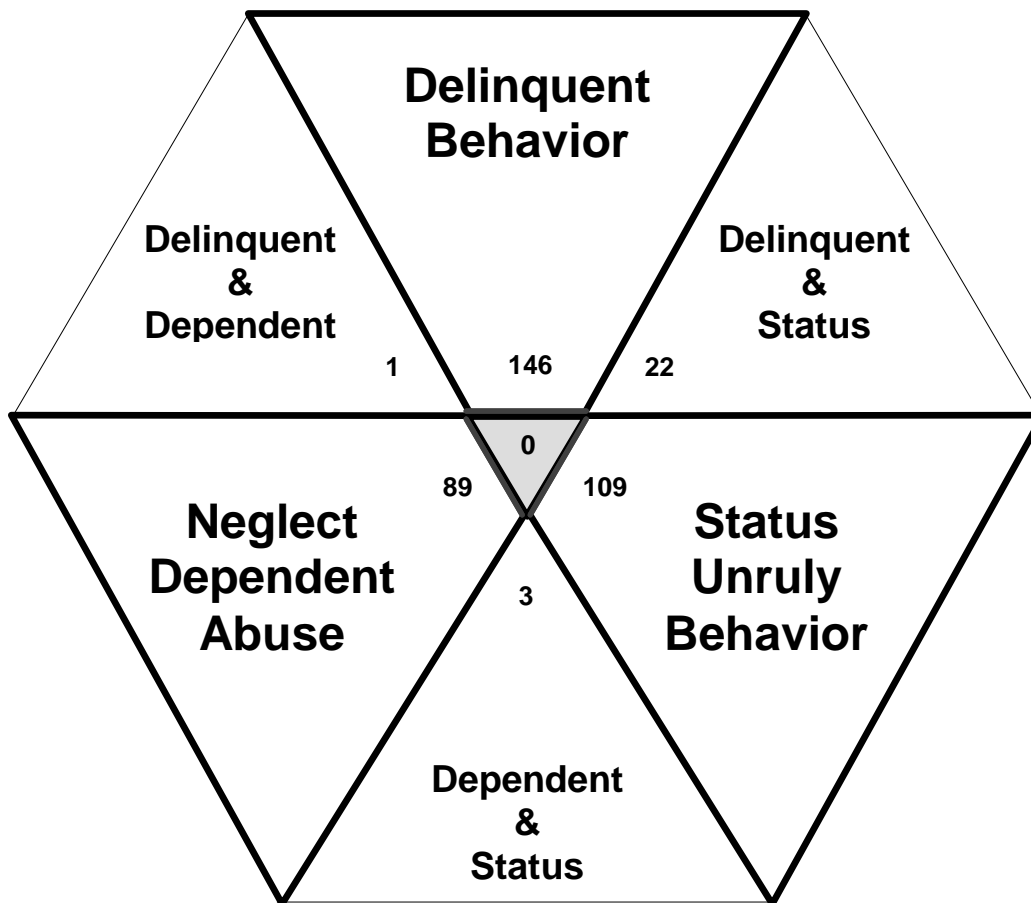


Other
17

**TENNESSEE COUNCIL OF JUVENILE AND FAMILY COURT JUDGES
2008 CLAIBORNE COUNTY JUVENILE COURT STATISTICAL DATA**

Delinquent, Dependent/Neglect/Abuse, and Status/Unruly Referrals for CY 2008

Total = 370



The remaining referrals are for:
Custody, Visitation, Paternity/Legitimation, Child Support,
Special Procedures and Other Referrals

Each child may be counted
in more than one category

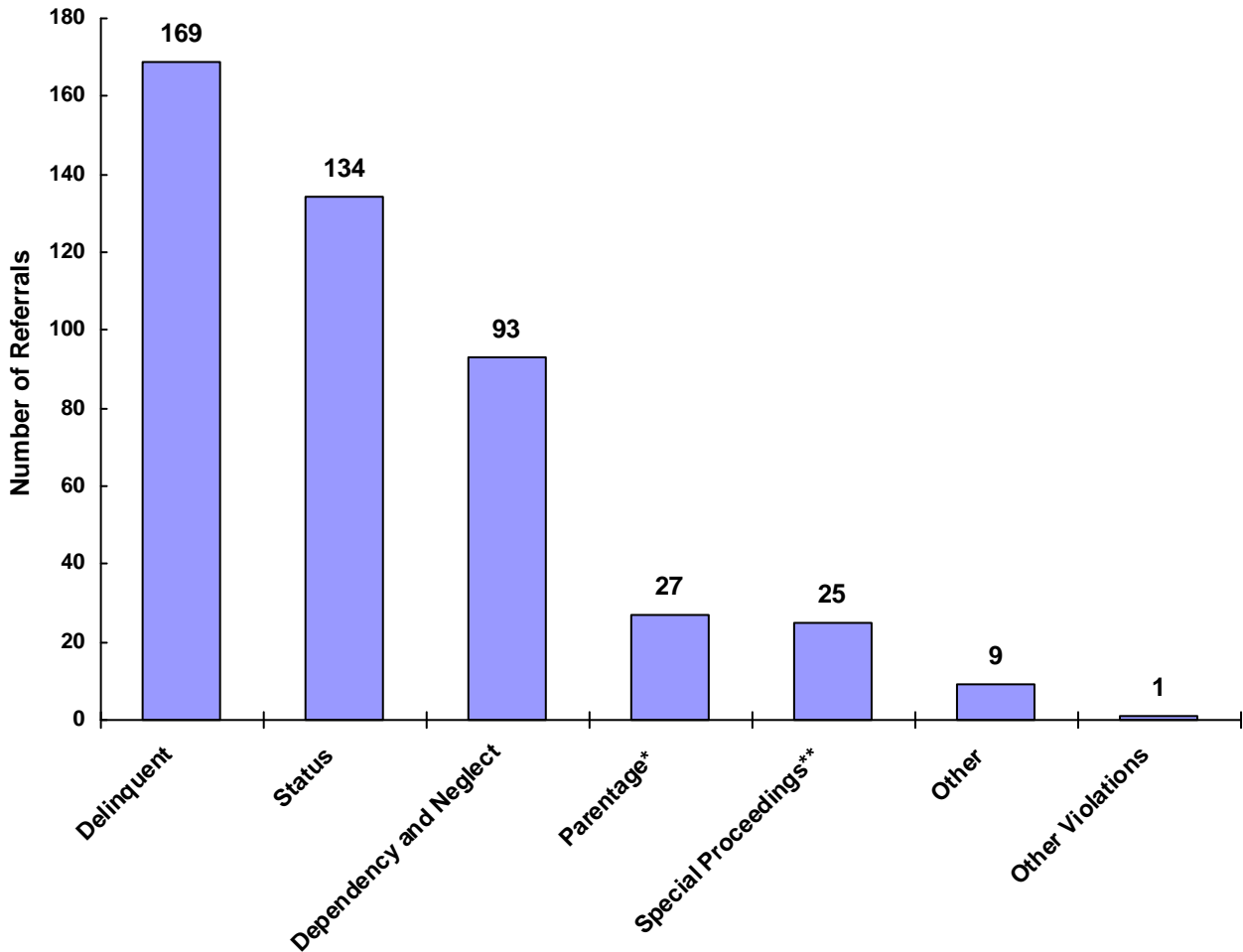
Total number of individual children for ALL referrals
disposed by juvenile courts during CY 2008 equals 319

Children can have referrals in multiple categories. The drawing above shows that in the year 2008 there were 146 referrals to Claiborne County Juvenile Court for children with only delinquent offenses, 109 for those with only status/unruly behavior, and 89 for children with neglect, dependent or abuse referrals during the calendar year. There were 22 referrals for children that had a delinquent AND a status/unruly referral. There were 1 referrals for children with both delinquent behavior AND a neglect, dependent or abuse allegation. There were 3 referrals for children that had both a status/unruly referral AND a neglect, dependent or abuse allegation. Also, there were 0 referrals for children that had a delinquent referral, a status/unruly referral AND a neglect, dependent or abuse allegation.

**TENNESSEE COUNCIL OF JUVENILE AND FAMILY COURT JUDGES
2008 CLAIBORNE COUNTY JUVENILE COURT STATISTICAL DATA**

Referrals by Type of Offense in CY 2008

Total Referrals = 458



* Parentage includes: Custody, Visitation, Paternity/Legitimation and Child Support

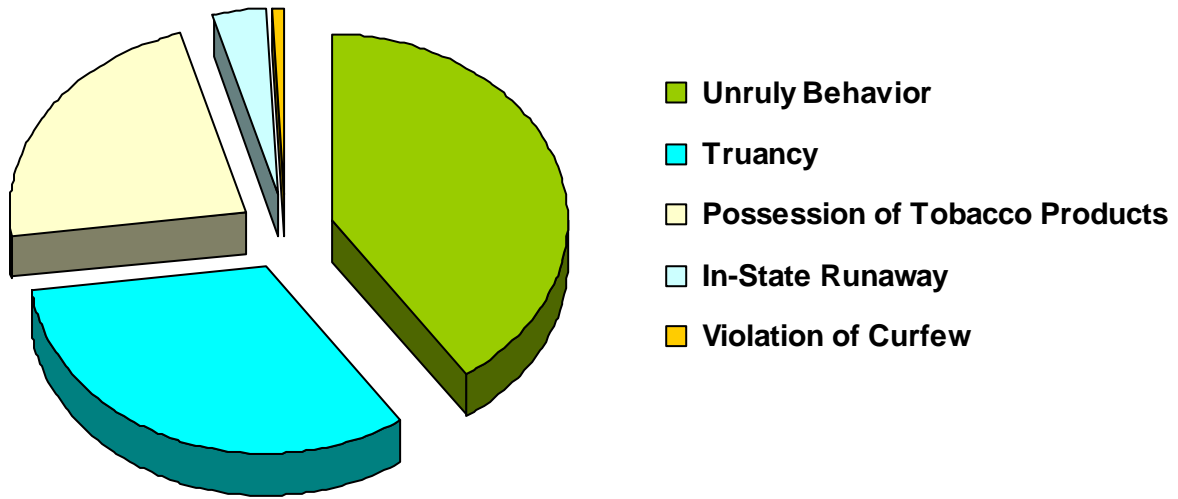
**Special Proceedings include: Judicial Review, Administrative Review, Foster Care Review, Request for Medical Treatment and Consent to Marry

Information from the Juvenile Court represents a total of 319 children and 379 cases that were reported to the TCJFCJ.

A Status offense is an offense committed by a child that if committed by an adult, would not be considered an offense or unlawful act. An example of this is smoking when not legally an adult.

**TENNESSEE COUNCIL OF JUVENILE AND FAMILY COURT JUDGES
2008 CLAIBORNE COUNTY JUVENILE COURT STATISTICAL DATA**

**Referrals for Status/Unruly Offenses in CY 2008
Total Status/Unruly Referrals = 134**



Referral Reason	Count	Percent
Unruly Behavior	54	40.30%
Truancy	44	32.84%
Possession of Tobacco Products	30	22.39%
In-State Runaway	5	3.73%
Violation of Curfew	1	0.75%
Violation of a Valid Court Order	0	0.00%
Out-of-State Runaway	0	0.00%
Total	134	

**TENNESSEE COUNCIL OF JUVENILE AND FAMILY COURT JUDGES
2008 CLAIBORNE COUNTY JUVENILE COURT STATISTICAL DATA**

Children* with Delinquent Referrals by Race and Sex for CY 2008

	White	African American	Native American	Asian	Mixed Race	Unknown Race	Total
Male	71	2	3	0	0	3	79
Female	25	0	0	0	1	0	26
Unknown Sex	0	0	0	0	0	1	1
Totals	96	2	3	0	1	4	106

Children* with Status/Unruly Referrals by Race and Sex for CY 2008

	White	African American	Native American	Asian	Mixed Race	Unknown Race	Total
Male	69	0	0	0	0	1	70
Female	45	1	0	0	1	1	48
Unknown Sex	0	0	0	0	0	0	0
Totals	114	1	0	0	1	2	118

Children* with Dependency/Neglect/Abuse Allegations by Race and Sex for CY 2008

	White	African American	Native American	Asian	Mixed Race	Unknown Race	Total
Male	44	0	0	0	3	0	47
Female	45	0	0	0	0	1	46
Unknown Sex	0	0	0	0	0	0	0
Totals	89	0	0	0	3	1	93

* A child may be counted in more than one category

**TENNESSEE COUNCIL OF JUVENILE AND FAMILY COURT JUDGES
2008 CLAIBORNE COUNTY JUVENILE COURT STATISTICAL DATA**

Delinquent Referrals by Race and Sex for CY 2008

	White	African American	Native American	Asian	Mixed Race	Unknown Race	Total
Male	117	4	4	0	0	6	131
Female	34	0	0	0	3	0	37
Unknown Sex	0	0	0	0	0	1	1
Totals	151	4	4	0	3	7	169

Status/Unruly Referrals by Race and Sex for CY 2008

	White	African American	Native American	Asian	Mixed Race	Unknown Race	Total
Male	76	0	0	0	0	1	77
Female	52	1	0	0	3	1	57
Unknown Sex	0	0	0	0	0	0	0
Totals	128	1	0	0	3	2	134

Dependency/Neglect/Abuse Allegations by Race and Sex for CY 2008

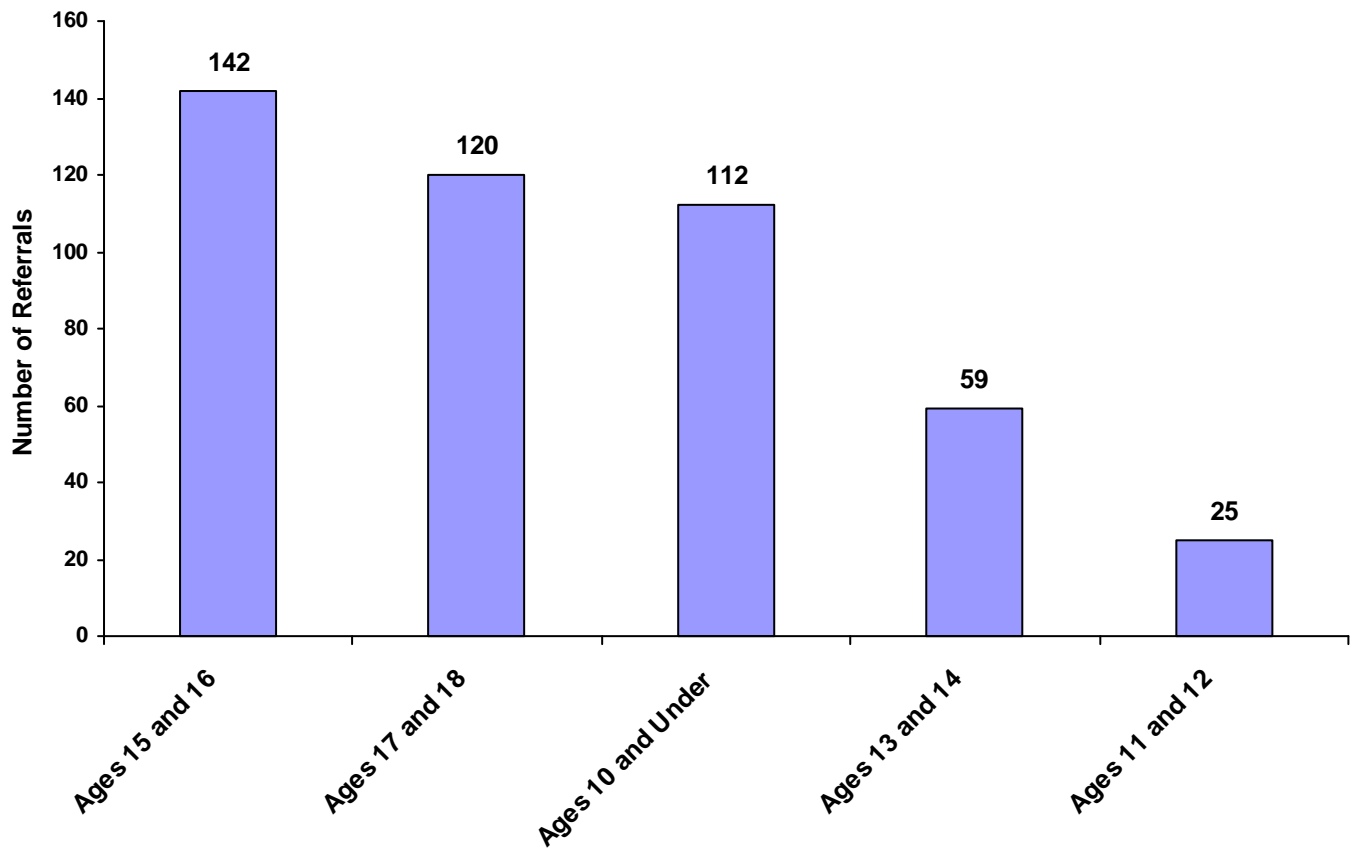
	White	African American	Native American	Asian	Mixed Race	Unknown Race	Total
Male	44	0	0	0	3	0	47
Female	45	0	0	0	0	1	46
Unknown Sex	0	0	0	0	0	0	0
Totals	89	0	0	0	3	1	93

**TENNESSEE COUNCIL OF JUVENILE AND FAMILY COURT JUDGES
2008 CLAIBORNE COUNTY JUVENILE COURT STATISTICAL DATA**

Referrals by Age Group, Race and Sex for CY 2008

	White Male	African American Male	Other Race Male	White Female	African American Female	Other Race Female	Unknown Race or Sex	Total	% of Total Referrals
Birth through Age 10	52	0	3	52	0	0	5	112	24.45%
Ages 11 and 12	7	0	1	17	0	0	0	25	5.46%
Ages 13 and 14	35	0	0	18	0	6	0	59	12.88%
Ages 15 and 16	95	0	1	41	1	0	4	142	31.00%
Ages 17 and 18	78	5	2	29	0	0	6	120	26.20%
All Age Group Totals	267	5	7	157	1	6	15	458	

Total Referrals by Age Group

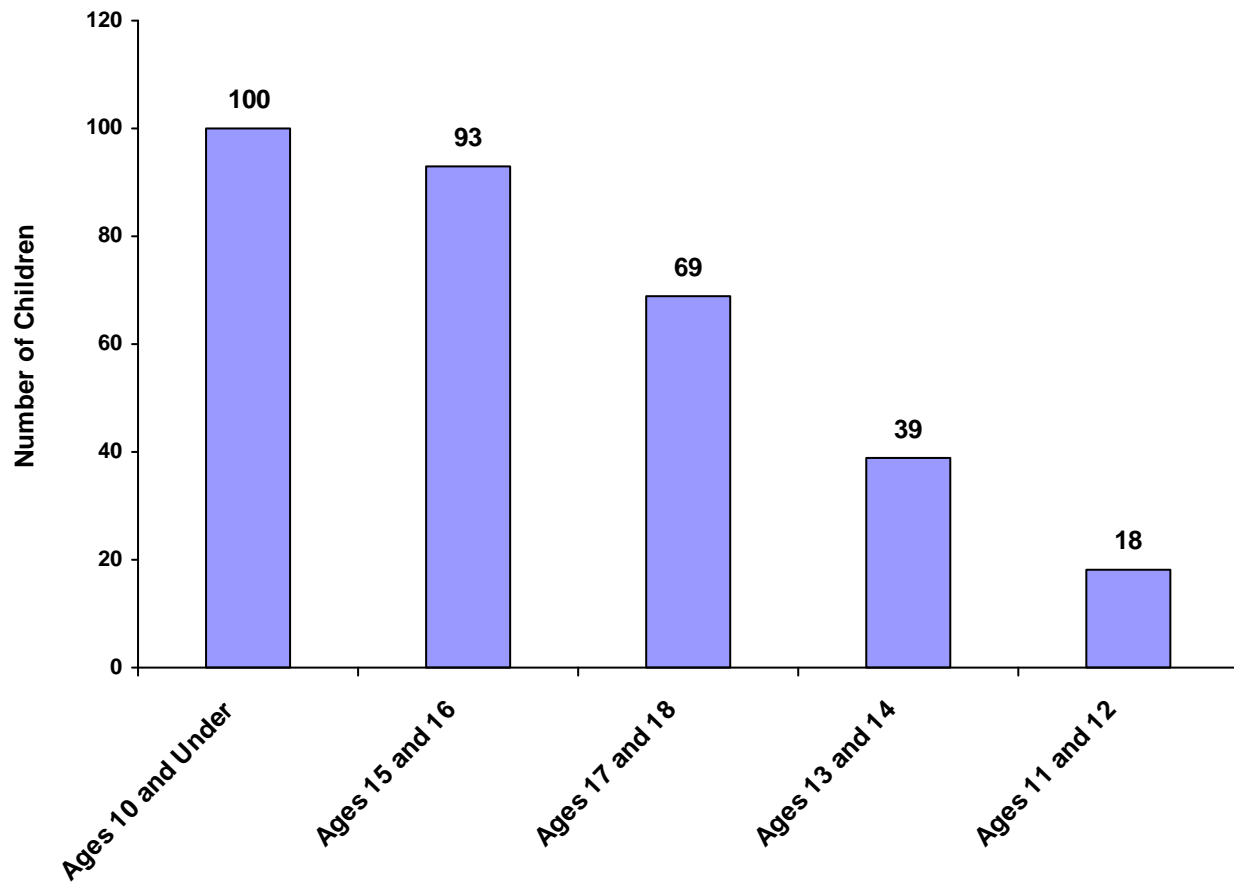


**TENNESSEE COUNCIL OF JUVENILE AND FAMILY COURT JUDGES
2008 CLAIBORNE COUNTY JUVENILE COURT STATISTICAL DATA**

Children Referred by Age Group, Race and Sex for CY 2008

	White Male	African American Male	Other Race Male	White Female	African American Female	Other Race Female	Unknown Race or Sex	Total	% of All Children Referred
Ages 10 and Under	47	0	3	46	0	0	4	100	31.35%
Ages 11 through 12	6	0	1	11	0	0	0	18	5.64%
Ages 13 through 14	25	0	0	13	0	1	0	39	12.23%
Ages 15 through 16	62	0	1	27	1	0	2	93	29.15%
Ages 17 through 18	42	2	1	21	0	0	3	69	21.63%
Ages 19 and Over	0	0	0	0	0	0	0	0	0.00%
Total	182	2	6	118	1	1	9	319	

Total Children by Age Group

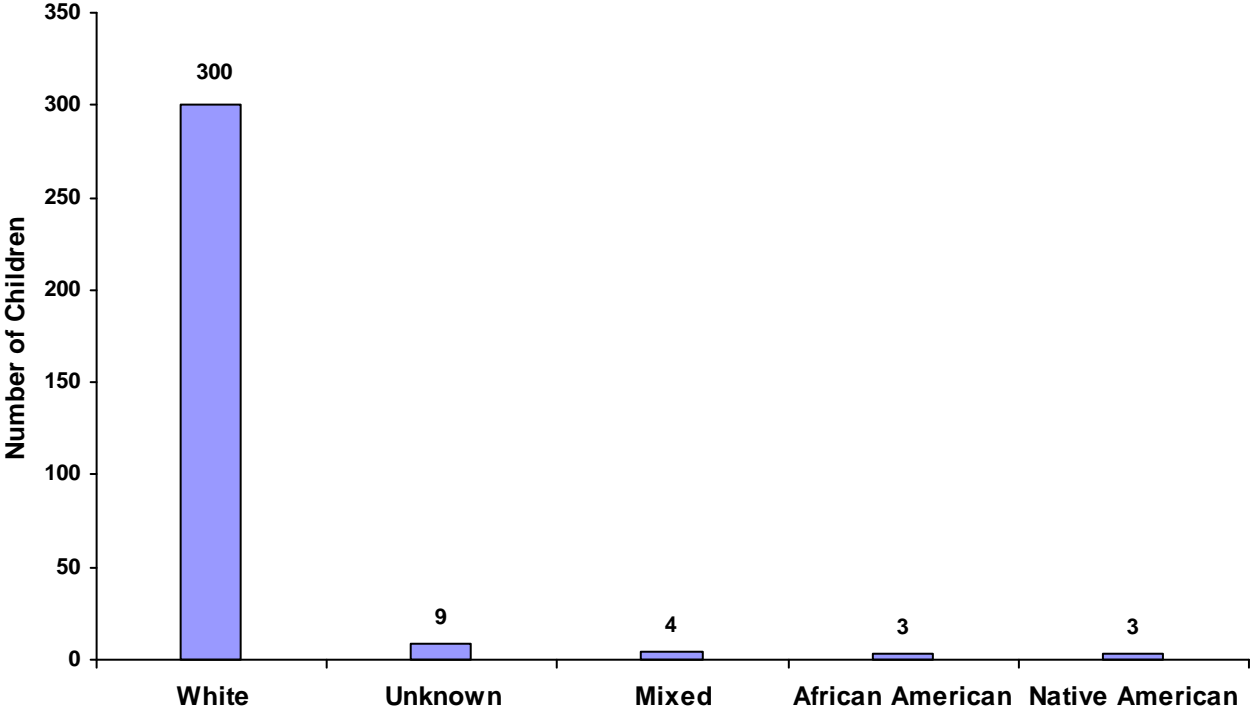


**TENNESSEE COUNCIL OF JUVENILE AND FAMILY COURT JUDGES
2008 CLAIBORNE COUNTY JUVENILE COURT STATISTICAL DATA**

Children Referred by Race and Sex for CY 2008

Race	Male	Female	Unknown	Total
White	182	118	0	300
African American	2	1	0	3
Native American	3	0	0	3
Asian	0	0	0	0
Mixed	3	1	0	4
Unknown	6	2	1	9
Total	196	122	1	319

Total Children by Race

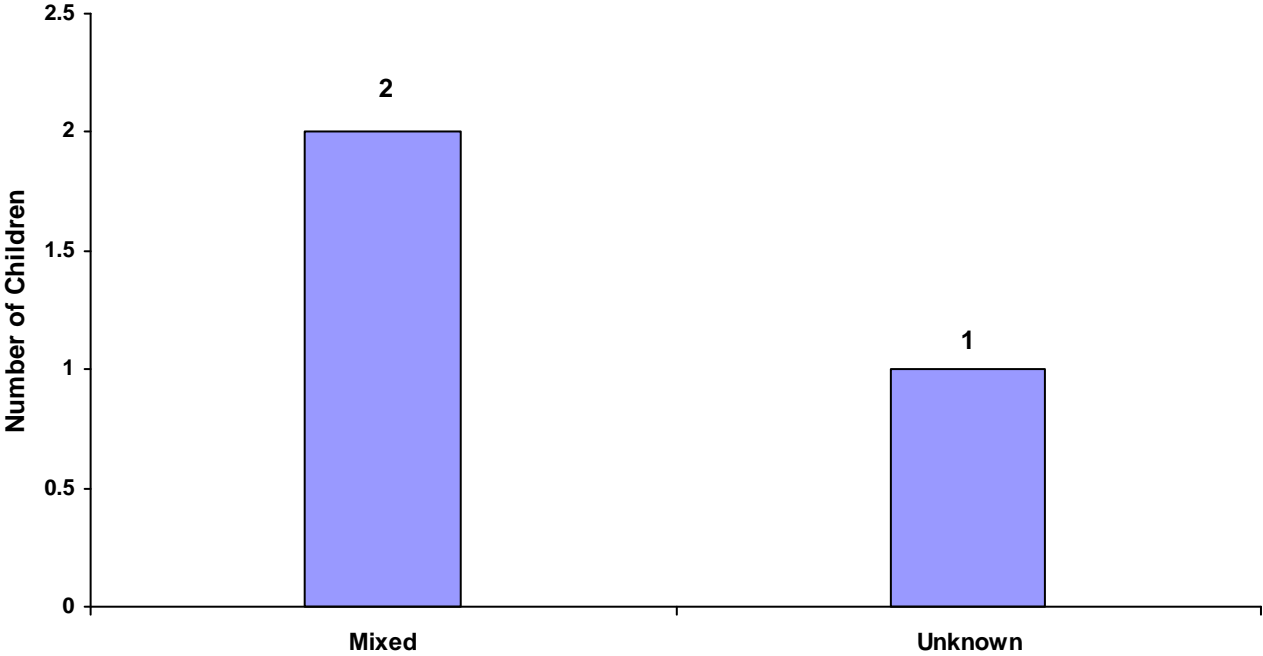


**TENNESSEE COUNCIL OF JUVENILE AND FAMILY COURT JUDGES
2008 CLAIBORNE COUNTY JUVENILE COURT STATISTICAL DATA**

Children of Hispanic Origin by Race and Sex for CY 2008

Race	Male	Female	Unknown	Total
White	0	0	0	0
African American	0	0	0	0
Native American	0	0	0	0
Asian	0	0	0	0
Mixed	1	1	0	2
Unknown	1	0	0	1
Total	2	1	0	3

Total Children of Hispanic Origin by Race



**TENNESSEE COUNCIL OF JUVENILE AND FAMILY COURT JUDGES
2008 CLAIBORNE COUNTY JUVENILE COURT STATISTICAL DATA**

Referrals by Type of Offense, Age Group, Race and Sex for CY 2008

	White Male	African American Male	Other Race Male	White Female	African American Female	Other Race Female	Unknown Race or Sex	Total
Delinquent								
Ages 10 and Under	1	0	0	2	0	0	0	3
Ages 11 through 12	2	0	1	1	0	0	0	4
Ages 13 through 14	11	0	0	6	0	3	0	20
Ages 15 through 16	48	0	1	16	0	0	4	69
Ages 17 through 18	55	4	2	9	0	0	3	73
Ages 19 and Over	0	0	0	0	0	0	0	0
Total	117	4	4	34	0	3	7	169
Status								
Ages 10 and Under	3	0	0	6	0	0	1	10
Ages 11 through 12	4	0	0	8	0	0	0	12
Ages 13 through 14	16	0	0	7	0	3	0	26
Ages 15 through 16	36	0	0	17	1	0	0	54
Ages 17 through 18	17	0	0	14	0	0	1	32
Ages 19 and Over	0	0	0	0	0	0	0	0
Total	76	0	0	52	1	3	2	134
Dependency and Neglect								
Ages 10 and Under	35	0	3	31	0	0	1	70
Ages 11 through 12	1	0	0	4	0	0	0	5
Ages 13 through 14	3	0	0	2	0	0	0	5
Ages 15 through 16	3	0	0	3	0	0	0	6
Ages 17 through 18	2	0	0	5	0	0	0	7
Ages 19 and Over	0	0	0	0	0	0	0	0
Total	44	0	3	45	0	0	1	93
Other Violations								
Ages 10 and Under	0	0	0	0	0	0	0	0
Ages 11 through 12	0	0	0	0	0	0	0	0
Ages 13 through 14	0	0	0	0	0	0	0	0
Ages 15 through 16	0	0	0	1	0	0	0	1
Ages 17 through 18	0	0	0	0	0	0	0	0
Ages 19 and Over	0	0	0	0	0	0	0	0
Total	0	0	0	1	0	0	0	1

**TENNESSEE COUNCIL OF JUVENILE AND FAMILY COURT JUDGES
2008 CLAIBORNE COUNTY JUVENILE COURT STATISTICAL DATA**

Referrals by Type of Offense, Age Group, Race and Sex for CY 2008

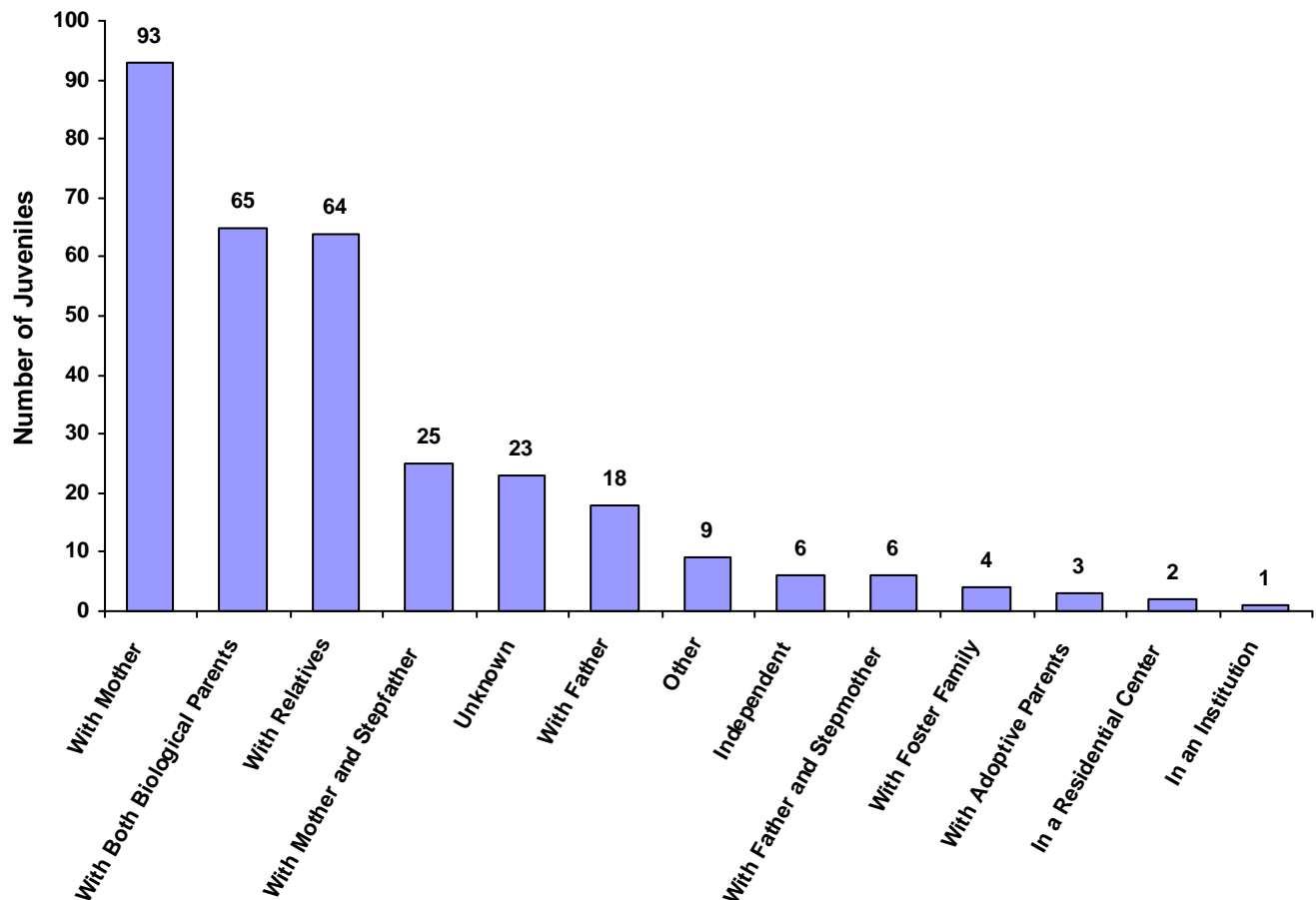
	White Male	African American Male	Other Race Male	White Female	African American Female	Other Race Female	Unknown Race or Sex	Total
Special Proceedings								
Ages 10 and Under	13	0	0	13	0	0	3	29
Ages 11 through 12	0	0	0	4	0	0	0	4
Ages 13 through 14	4	0	0	2	0	0	0	6
Ages 15 through 16	6	0	0	2	0	0	0	8
Ages 17 through 18	2	0	0	1	0	0	2	5
Ages 19 and Over	0	0	0	0	0	0	0	0
Total	25	0	0	22	0	0	5	52
Other								
Ages 10 and Under	0	0	0	0	0	0	0	0
Ages 11 through 12	0	0	0	0	0	0	0	0
Ages 13 through 14	1	0	0	1	0	0	0	2
Ages 15 through 16	2	0	0	2	0	0	0	4
Ages 17 through 18	2	1	0	0	0	0	0	3
Ages 19 and Over	0	0	0	0	0	0	0	0
Total	5	1	0	3	0	0	0	9
Grand Total	267	5	7	157	1	6	15	458

TENNESSEE COUNCIL OF JUVENILE AND FAMILY COURT JUDGES 2008 CLAIBORNE COUNTY JUVENILE COURT STATISTICAL DATA

Living Arrangement of Juveniles by Race and Sex for CY 2008

	White Male	African American Male	Other Race Male	White Female	African American Female	Other Race Female	Unknown Race or Sex	Total	% of All Children Referred
With Both Biological Parents	40	0	2	22	1	0	0	65	20.38%
With Father and Stepmother	2	0	0	4	0	0	0	6	1.88%
With Mother and Stepfather	17	0	0	6	0	1	1	25	7.84%
With Mother	50	1	3	38	0	0	1	93	29.15%
With Father	11	0	1	6	0	0	0	18	5.64%
With Relatives	38	0	0	25	0	0	1	64	20.06%
With Adoptive Parents	2	0	0	1	0	0	0	3	0.94%
With Foster Family	2	0	0	1	0	0	1	4	1.25%
In a Group Home	0	0	0	0	0	0	0	0	0.00%
In a Residential Center	1	0	0	1	0	0	0	2	0.63%
In an Institution	1	0	0	0	0	0	0	1	0.31%
Independent	2	1	0	3	0	0	0	6	1.88%
Unknown	11	0	0	7	0	0	5	23	7.21%
Other	5	0	0	4	0	0	0	9	2.82%
Totals	182	2	6	118	1	1	9	319	

Living Arrangement of Juveniles



**TENNESSEE COUNCIL OF JUVENILE AND FAMILY COURT JUDGES
2008 CLAIBORNE COUNTY JUVENILE COURT STATISTICAL DATA**

Last Grade Completed by Children by Race and Sex for CY 2008

	White Male	African American Male	Other Race Male	White Female	African American Female	Other Race Female	Unknown Race or Sex	Total	% of All Children Referred
Too Young for School	16	0	1	20	0	0	0	37	11.60%
Preschool	4	0	0	2	0	0	0	6	1.88%
Kindergarten	0	0	0	5	0	0	0	5	1.57%
1st Grade	3	0	0	3	0	0	1	7	2.19%
2nd Grade	4	0	0	4	0	0	0	8	2.51%
3rd Grade	4	0	0	2	0	0	0	6	1.88%
4th Grade	3	0	0	2	0	0	0	5	1.57%
5th Grade	1	0	0	3	0	0	0	4	1.25%
6th Grade	4	0	0	6	0	0	0	10	3.13%
7th Grade	8	0	1	4	0	0	0	13	4.08%
8th Grade	21	0	0	7	0	0	1	29	9.09%
9th Grade	25	0	0	7	0	0	0	32	10.03%
10th Grade	32	0	1	9	1	1	1	45	14.11%
11th Grade	23	1	0	20	0	0	0	44	13.79%
12th Grade	0	0	1	1	0	0	0	2	0.63%
Non-Graded Special Ed	0	0	0	0	0	0	0	0	0.00%
GED	8	1	0	0	0	0	1	10	3.13%
Graduated	3	0	0	3	0	0	0	6	1.88%
Never Attended School	2	0	2	1	0	0	0	5	1.57%
Unknown	20	0	0	18	0	0	5	43	13.48%
Other	1	0	0	1	0	0	0	2	0.63%
Totals	182	2	6	118	1	1	9	319	

Children Enrolled in School

	Children	% of All Children
Enrolled	230	72.10%
Not Enrolled	59	18.50%
Unknown	30	9.40%
	319	

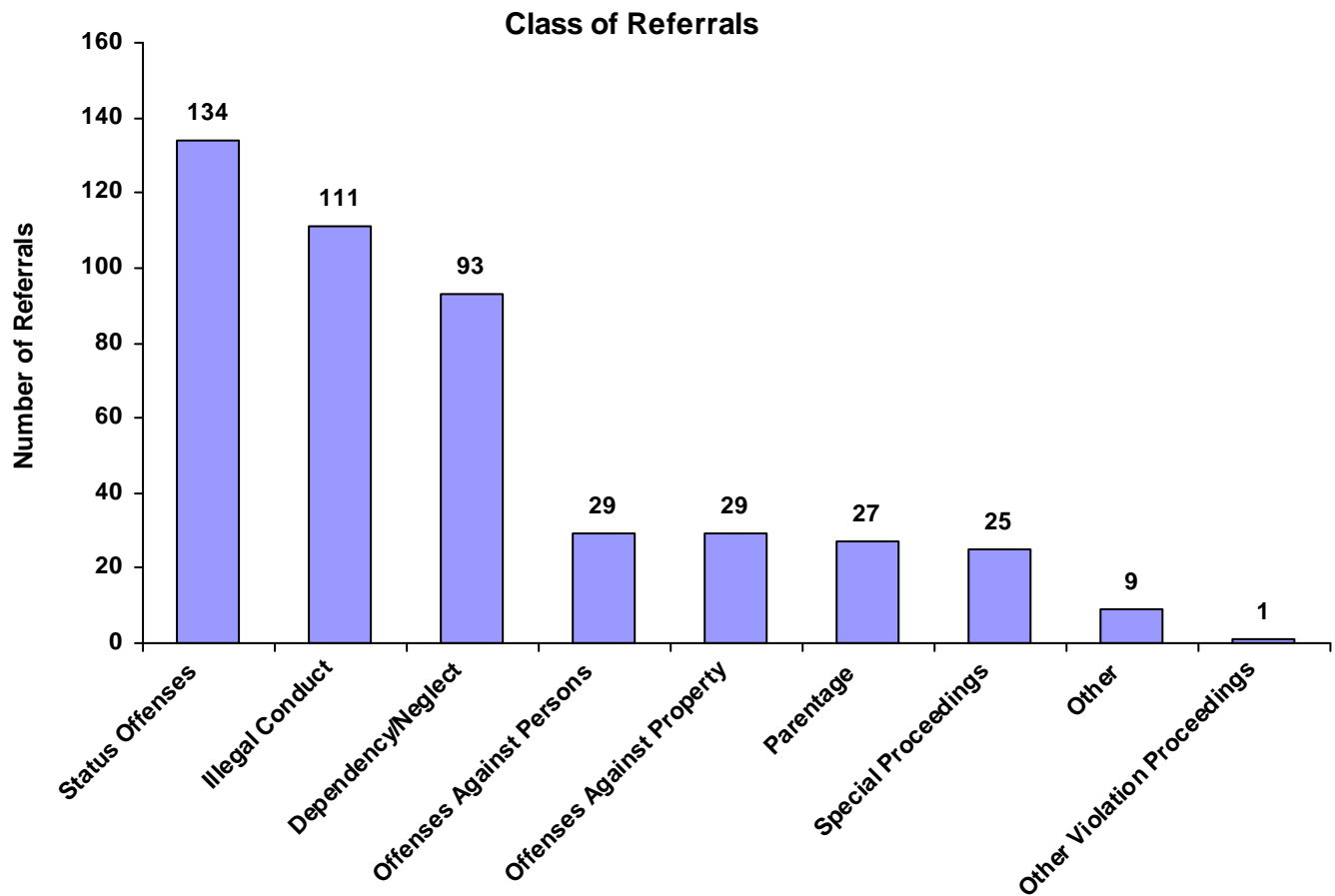
Children Enrolled in Special Education

	Children	% of All Children
Enrolled	35	10.97%
Not Enrolled	237	74.30%
Unknown	47	14.73%
	319	

**TENNESSEE COUNCIL OF JUVENILE AND FAMILY COURT JUDGES
2008 CLAIBORNE COUNTY JUVENILE COURT STATISTICAL DATA**

Class of Referrals by Race and Sex for CY 2008

	White Male	African American Male	Other Race Male	White Female	African American Female	Other Race Female	Unknown Race or Sex	Total	% of Total Referrals
Offenses Against Persons	20	1	0	8	0	0	0	29	6.33%
Offenses Against Property	22	0	1	5	0	0	1	29	6.33%
Illegal Conduct	75	3	3	21	0	3	6	111	24.24%
Status Offenses	76	0	0	52	1	3	2	134	29.26%
Dependency/Neglect	44	0	3	45	0	0	1	93	20.31%
Other Violation Proceedings	0	0	0	1	0	0	0	1	0.22%
Parentage	13	0	0	12	0	0	2	27	5.90%
Special Proceedings	12	0	0	10	0	0	3	25	5.46%
Other	5	1	0	3	0	0	0	9	1.97%
Totals	267	5	7	157	1	6	15	458	



**TENNESSEE COUNCIL OF JUVENILE AND FAMILY COURT JUDGES
2008 CLAIBORNE COUNTY JUVENILE COURT STATISTICAL DATA**

Referrals by Class and Type Of Offense by Race and Sex for CY 2008

	White Male	African American Male	Other Race Male	White Female	African American Female	Other Race Female	Unknown Race or Sex	Total
<u>Offenses Against Persons</u>								
Assault	11	0	0	7	0	0	0	18
Aggravated Assault	3	0	0	1	0	0	0	4
Rape of a Child	2	0	0	0	0	0	0	2
Other Sexual Offenses	2	0	0	0	0	0	0	2
Reckless Endangerment	1	1	0	0	0	0	0	2
Aggravated Robbery	1	0	0	0	0	0	0	1
Criminal Homicide	0	0	0	0	0	0	0	0
1st Degree Murder	0	0	0	0	0	0	0	0
2nd Degree Murder	0	0	0	0	0	0	0	0
Aggravated Rape	0	0	0	0	0	0	0	0
Aggravated Vehicular Homicide	0	0	0	0	0	0	0	0
Esp. Aggravated Robbery	0	0	0	0	0	0	0	0
Esp. Aggravated Kidnapping	0	0	0	0	0	0	0	0
Aggravated Kidnapping	0	0	0	0	0	0	0	0
Aggravated Child Abuse / Neglect	0	0	0	0	0	0	0	0
Aggravated Sexual Battery	0	0	0	0	0	0	0	0
Rape	0	0	0	0	0	0	0	0
Voluntary Manslaughter	0	0	0	0	0	0	0	0
Vehicular Homicide	0	0	0	0	0	0	0	0
Sexual Abuse of a Child	0	0	0	0	0	0	0	0
Robbery	0	0	0	0	0	0	0	0
Criminally Negligent Homicide	0	0	0	0	0	0	0	0
Attempted Crime Against a Person	0	0	0	0	0	0	0	0
Totals	20	1	0	8	0	0	0	29
<u>Offenses Against Property</u>								
Vandalism	14	0	1	2	0	0	0	17
Theft of Property	4	0	0	2	0	0	0	6
Aggravated Arson	1	0	0	1	0	0	1	3
Burglary	3	0	0	0	0	0	0	3
Arson	0	0	0	0	0	0	0	0
Aggravated Burglary	0	0	0	0	0	0	0	0
Forgery	0	0	0	0	0	0	0	0
Worthless Checks	0	0	0	0	0	0	0	0
Illegal Poss/Use of Credit/Debit Cards	0	0	0	0	0	0	0	0
Unauthorized Use of a Vehicle	0	0	0	0	0	0	0	0
Cruelty to Animals	0	0	0	0	0	0	0	0
Totals	22	0	1	5	0	0	1	29

**TENNESSEE COUNCIL OF JUVENILE AND FAMILY COURT JUDGES
2008 CLAIBORNE COUNTY JUVENILE COURT STATISTICAL DATA**

Referrals by Class and Type Of Offense by Race and Sex for CY 2008

	White Male	African American Male	Other Race Male	White Female	African American Female	Other Race Female	Unknown Race or Sex	Total
<u>Illegal Conduct</u>								
Traffic	46	3	2	8	0	0	1	60
Other Drug Offenses	7	0	0	1	0	1	2	11
Disorderly Conduct	1	0	1	6	0	0	1	9
Violation of Probation	5	0	0	2	0	1	0	8
Possession/Consumption of Alcohol	5	0	0	0	0	0	1	6
Public Intoxication	4	0	0	2	0	0	0	6
Possession of Controlled Substances	1	0	0	1	0	1	0	3
Evading Arrest	2	0	0	0	0	0	0	2
Resist Stop/Frisk/Halt/Arrest/Search	1	0	0	0	0	0	1	2
Violation of Wildlife Regulations	2	0	0	0	0	0	0	2
Carrying Weapons on School Property	0	0	0	1	0	0	0	1
Unlawful Carrying / Poss of a Weapon	1	0	0	0	0	0	0	1
Sale of Controlled Substances	0	0	0	0	0	0	0	0
Criminal Attempt	0	0	0	0	0	0	0	0
Escape	0	0	0	0	0	0	0	0
Driving Under Influence (DUI)	0	0	0	0	0	0	0	0
Aggravated Criminal Trespass	0	0	0	0	0	0	0	0
Harassment	0	0	0	0	0	0	0	0
Failure to Appear	0	0	0	0	0	0	0	0
Filing a False Police Report	0	0	0	0	0	0	0	0
Criminal Impersonation	0	0	0	0	0	0	0	0
Criminal Trespass	0	0	0	0	0	0	0	0
Gambling	0	0	0	0	0	0	0	0
Local Ordinances	0	0	0	0	0	0	0	0
Contempt of Court	0	0	0	0	0	0	0	0
Violation of Aftercare	0	0	0	0	0	0	0	0
Totals	75	3	3	21	0	3	6	111
<u>Status Offenses</u>								
Unruly Behavior	28	0	0	23	1	2	0	54
Truancy	21	0	0	21	0	0	2	44
Possession of Tobacco Products	25	0	0	5	0	0	0	30
In-State Runaway	1	0	0	3	0	1	0	5
Violation of Curfew	1	0	0	0	0	0	0	1
Out-of-State Runaway	0	0	0	0	0	0	0	0
Violation of a Valid Court Order	0	0	0	0	0	0	0	0
Totals	76	0	0	52	1	3	2	134
<u>Dependency/Neglect</u>								
Dependency / Neglect	42	0	3	44	0	0	1	90
Sexually Abused Child	2	0	0	1	0	0	0	3
Physically Abused Child	0	0	0	0	0	0	0	0
Termination of Parental Rights	0	0	0	0	0	0	0	0
Totals	44	0	3	45	0	0	1	93

**TENNESSEE COUNCIL OF JUVENILE AND FAMILY COURT JUDGES
2008 CLAIBORNE COUNTY JUVENILE COURT STATISTICAL DATA**

Referrals by Class and Type Of Offense by Race and Sex for CY 2008

	White Male	African American Male	Other Race Male	White Female	African American Female	Other Race Female	Unknown Race or Sex	Total
<u>Other Violation Proceedings</u>								
Violation of Pretrial Diversion	0	0	0	1	0	0	0	1
Violation of Informal Adjustment	0	0	0	0	0	0	0	0
Totals	0	0	0	1	0	0	0	1
<u>Parentage</u>								
Custody	12	0	0	11	0	0	2	25
Visitation	1	0	0	1	0	0	0	2
Paternity / Legitimation	0	0	0	0	0	0	0	0
Child Support	0	0	0	0	0	0	0	0
Totals	13	0	0	12	0	0	2	27
<u>Special Proceedings</u>								
Judicial Review	12	0	0	10	0	0	3	25
Administrative Review	0	0	0	0	0	0	0	0
Foster Care Review	0	0	0	0	0	0	0	0
Request for Medical Treatment	0	0	0	0	0	0	0	0
Consent to Marry	0	0	0	0	0	0	0	0
Totals	12	0	0	10	0	0	3	25
<u>Other</u>								
Other	5	1	0	3	0	0	0	9
Totals	5	1	0	3	0	0	0	9
All Referral Totals	267	5	7	157	1	6	15	458

**TENNESSEE COUNCIL OF JUVENILE AND FAMILY COURT JUDGES
2008 CLAIBORNE COUNTY JUVENILE COURT STATISTICAL DATA**

Referral Reasons by Type of Offense, Race and Sex for CY 2008

	White Male	African American Male	Other Race Male	White Female	African American Female	Other Race Female	Unknown Race or Sex	Total
Delinquent								
Traffic	46	3	2	8	0	0	1	60
Assault	11	0	0	7	0	0	0	18
Vandalism	14	0	1	2	0	0	0	17
Other Drug Offenses	7	0	0	1	0	1	2	11
Disorderly Conduct	1	0	1	6	0	0	1	9
Violation of Probation	5	0	0	2	0	1	0	8
Theft of Property	4	0	0	2	0	0	0	6
Possession/Consumption of Alcohol	5	0	0	0	0	0	1	6
Public Intoxication	4	0	0	2	0	0	0	6
Aggravated Assault	3	0	0	1	0	0	0	4
Aggravated Arson	1	0	0	1	0	0	1	3
Burglary	3	0	0	0	0	0	0	3
Possession of Controlled Substances	1	0	0	1	0	1	0	3
Rape of a Child	2	0	0	0	0	0	0	2
Other Sexual Offenses	2	0	0	0	0	0	0	2
Reckless Endangerment	1	1	0	0	0	0	0	2
Evading Arrest	2	0	0	0	0	0	0	2
Resist Stop/Frisk/Halt/Arrest/Search	1	0	0	0	0	0	1	2
Violation of Wildlife Regulations	2	0	0	0	0	0	0	2
Aggravated Robbery	1	0	0	0	0	0	0	1
Carrying Weapons on School Property	0	0	0	1	0	0	0	1
Unlawful Carrying / Poss of a Weapon	1	0	0	0	0	0	0	1
Criminal Homicide	0	0	0	0	0	0	0	0
1st Degree Murder	0	0	0	0	0	0	0	0
2nd Degree Murder	0	0	0	0	0	0	0	0
Aggravated Rape	0	0	0	0	0	0	0	0
Aggravated Vehicular Homicide	0	0	0	0	0	0	0	0
Esp. Aggravated Robbery	0	0	0	0	0	0	0	0
Esp. Aggravated Kidnapping	0	0	0	0	0	0	0	0
Aggravated Kidnapping	0	0	0	0	0	0	0	0
Aggravated Child Abuse / Neglect	0	0	0	0	0	0	0	0
Aggravated Sexual Battery	0	0	0	0	0	0	0	0
Rape	0	0	0	0	0	0	0	0
Voluntary Manslaughter	0	0	0	0	0	0	0	0
Vehicular Homicide	0	0	0	0	0	0	0	0
Sexual Abuse of a Child	0	0	0	0	0	0	0	0
Robbery	0	0	0	0	0	0	0	0
Criminally Negligent Homicide	0	0	0	0	0	0	0	0
Attempted Crime Against a Person	0	0	0	0	0	0	0	0
Arson	0	0	0	0	0	0	0	0
Aggravated Burglary	0	0	0	0	0	0	0	0
Forgery	0	0	0	0	0	0	0	0
Worthless Checks	0	0	0	0	0	0	0	0
Illegal Poss/Use of Credit/Debit Cards	0	0	0	0	0	0	0	0
Unauthorized Use of a Vehicle	0	0	0	0	0	0	0	0
Cruelty to Animals	0	0	0	0	0	0	0	0
Sale of Controlled Substances	0	0	0	0	0	0	0	0
Criminal Attempt	0	0	0	0	0	0	0	0
Escape	0	0	0	0	0	0	0	0
Driving Under Influence (DUI)	0	0	0	0	0	0	0	0
Aggravated Criminal Trespass	0	0	0	0	0	0	0	0
Harassment	0	0	0	0	0	0	0	0

**TENNESSEE COUNCIL OF JUVENILE AND FAMILY COURT JUDGES
2008 CLAIBORNE COUNTY JUVENILE COURT STATISTICAL DATA**

Referral Reasons by Type of Offense, Race and Sex for CY 2008

	White Male	African American Male	Other Race Male	White Female	African American Female	Other Race Female	Unknown Race or Sex	Total
<u>Delinquent</u>								
Failure to Appear	0	0	0	0	0	0	0	0
Filing a False Police Report	0	0	0	0	0	0	0	0
Criminal Impersonation	0	0	0	0	0	0	0	0
Criminal Trespass	0	0	0	0	0	0	0	0
Gambling	0	0	0	0	0	0	0	0
Local Ordinances	0	0	0	0	0	0	0	0
Contempt of Court	0	0	0	0	0	0	0	0
Violation of Aftercare	0	0	0	0	0	0	0	0
Totals	117	4	4	34	0	3	7	169
<u>Status</u>								
Unruly Behavior	28	0	0	23	1	2	0	54
Truancy	21	0	0	21	0	0	2	44
Possession of Tobacco Products	25	0	0	5	0	0	0	30
In-State Runaway	1	0	0	3	0	1	0	5
Violation of Curfew	1	0	0	0	0	0	0	1
Out-of-State Runaway	0	0	0	0	0	0	0	0
Violation of a Valid Court Order	0	0	0	0	0	0	0	0
Totals	76	0	0	52	1	3	2	134
<u>Dependency and Neglect</u>								
Dependency / Neglect	42	0	3	44	0	0	1	90
Sexually Abused Child	2	0	0	1	0	0	0	3
Physically Abused Child	0	0	0	0	0	0	0	0
Termination of Parental Rights	0	0	0	0	0	0	0	0
Totals	44	0	3	45	0	0	1	93
<u>Other Violations</u>								
Violation of Pretrial Diversion	0	0	0	1	0	0	0	1
Violation of Informal Adjustment	0	0	0	0	0	0	0	0
Totals	0	0	0	1	0	0	0	1
<u>Special Proceedings</u>								
Judicial Review	12	0	0	10	0	0	3	25
Custody	12	0	0	11	0	0	2	25
Visitation	1	0	0	1	0	0	0	2
Administrative Review	0	0	0	0	0	0	0	0
Foster Care Review	0	0	0	0	0	0	0	0
Paternity / Legitimation	0	0	0	0	0	0	0	0
Child Support	0	0	0	0	0	0	0	0
Request for Medical Treatment	0	0	0	0	0	0	0	0
Consent to Marry	0	0	0	0	0	0	0	0
Totals	25	0	0	22	0	0	5	52
<u>Other</u>								
Other	5	1	0	3	0	0	0	9
Totals	5	1	0	3	0	0	0	9
All Referral Totals	267	5	7	157	1	6	15	458

**TENNESSEE COUNCIL OF JUVENILE AND FAMILY COURT JUDGES
2008 CLAIBORNE COUNTY JUVENILE COURT STATISTICAL DATA**

Top 4 Referral Reasons by Race and Sex for CY 2008

Sex	Race	Referral Reason	Total
Male			
	White	1. Traffic	46
		2. Dependency / Neglect	42
		3. Unruly Behavior	28
		4. Possession of Tobacco Products	25
	African American	1. Traffic	3
		2. Other	1
		3. Reckless Endangerment	1
	Other Race	1. Dependency / Neglect	3
		2. Traffic	2
		3. Vandalism	1
		4. Disorderly Conduct	1
Female			
	White	1. Dependency / Neglect	44
		2. Unruly Behavior	23
		3. Truancy	21
		4. Custody	11
	African American	1. Unruly Behavior	1
	Other Race	1. Unruly Behavior	2
		2. Violation of Probation	1
		3. Other Drug Offenses	1
		4. In-State Runaway	1
Unknown			
	Unknown	1. Judicial Review	3
		2. Truancy	2
		3. Custody	2
		4. Other Drug Offenses	2

**TENNESSEE COUNCIL OF JUVENILE AND FAMILY COURT JUDGES
2008 CLAIBORNE COUNTY JUVENILE COURT STATISTICAL DATA**

Top 4 Referral Reasons by Race and Sex and by Type of Offense for CY 2008

Sex	Race	Referral Type	Referral Reason	Total
Male	White	Delinquent	1. Traffic	46
			2. Vandalism	14
			3. Assault	11
			4. Other Drug Offenses	7
		Status	1. Unruly Behavior	28
			2. Possession of Tobacco Products	25
			3. Truancy	21
		Dependency and Neglect	4. In-State Runaway	1
			1. Dependency / Neglect	42
		Special Proceedings	2. Sexually Abused Child	2
			1. Custody	12
			2. Judicial Review	12
		Other	3. Visitation	1
			1. Other	5
Male	African American	Delinquent	1. Traffic	3
			2. Reckless Endangerment	1
		Other	1. Other	1
Male	Other Race	Delinquent	1. Traffic	2
			2. Disorderly Conduct	1
			3. Vandalism	1
		Dependency and Neglect	1. Dependency / Neglect	3
Female	White	Delinquent	1. Traffic	8
			2. Assault	7
			3. Disorderly Conduct	6
			4. Violation of Probation	2
		Status	1. Unruly Behavior	23
			2. Truancy	21
			3. Possession of Tobacco Products	5
			4. In-State Runaway	3
		Dependency and Neglect	1. Dependency / Neglect	44
			2. Sexually Abused Child	1
		Other Violations	1. Violation of Pretrial Diversion	1
		Special Proceedings	1. Custody	11
			2. Judicial Review	10
			3. Visitation	1
Other	1. Other	3		
Female	African American	Status	1. Unruly Behavior	1
Female	Other Race	Delinquent	1. Other Drug Offenses	1
			2. Possession of Controlled Substances	1
			3. Violation of Probation	1
		Status	1. Unruly Behavior	2
			2. In-State Runaway	1

**TENNESSEE COUNCIL OF JUVENILE AND FAMILY COURT JUDGES
2008 CLAIBORNE COUNTY JUVENILE COURT STATISTICAL DATA**

Top 4 Referral Reasons by Race and Sex and by Type of Offense for CY 2008

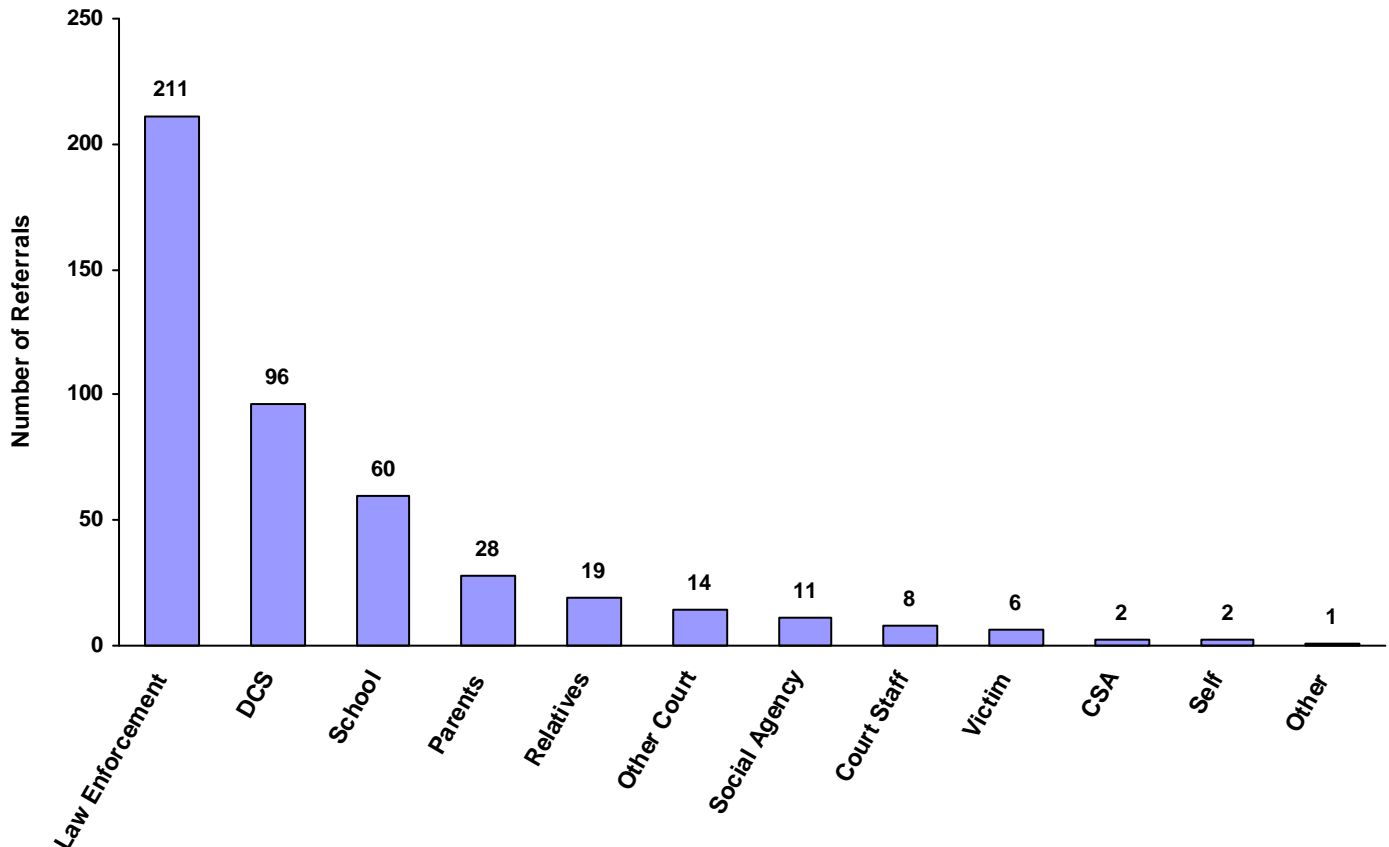
Sex	Race	Referral Type	Referral Reason	Total
Unknown	Unknown	Delinquent	1. Other Drug Offenses	2
			2. Traffic	1
			3. Resist Stop/Frisk/Halt/Arrest/Search	1
			4. Possession/Consumption of Alcohol	1
		Status	1. Truancy	2
		Dependency and Neglect	1. Dependency / Neglect	1
		Special Proceedings	1. Judicial Review	3
			2. Custody	2

**TENNESSEE COUNCIL OF JUVENILE AND FAMILY COURT JUDGES
2008 CLAIBORNE COUNTY JUVENILE COURT STATISTICAL DATA**

Source of Referrals by Race and Sex for CY 2008

	White Male	African American Male	Other Race Male	White Female	African American Female	Other Race Female	Unknown Race or Sex	Total	% of Total Referrals
Law Enforcement	147	3	3	47	0	4	7	211	46.07%
Parents	15	0	0	10	1	1	1	28	6.11%
Relatives	10	0	0	8	0	0	1	19	4.15%
Self	1	0	0	1	0	0	0	2	0.44%
School	32	0	1	25	0	0	2	60	13.10%
CSA	2	0	0	0	0	0	0	2	0.44%
DCS	42	0	3	50	0	0	1	96	20.96%
Other State Department	0	0	0	0	0	0	0	0	0.00%
District Attorney's Office	0	0	0	0	0	0	0	0	0.00%
Court Staff	4	0	0	4	0	0	0	8	1.75%
Social Agency	7	0	0	3	0	1	0	11	2.40%
Other Court	5	2	0	4	0	0	3	14	3.06%
Victim	2	0	0	4	0	0	0	6	1.31%
Child & Parent	0	0	0	0	0	0	0	0	0.00%
Hospital	0	0	0	0	0	0	0	0	0.00%
Unknown	0	0	0	0	0	0	0	0	0.00%
Other	0	0	0	1	0	0	0	1	0.22%
Totals	267	5	7	157	1	6	15	458	

Total Source of Referrals



**TENNESSEE COUNCIL OF JUVENILE AND FAMILY COURT JUDGES
2008 CLAIBORNE COUNTY JUVENILE COURT STATISTICAL DATA**

Six Most Frequent Referral Reasons by Source, Race and Sex for CY 2008

	White Male	African American Male	Other Race Male	White Female	African American Female	Other Race Female	Unknown Race or Sex	Total
<u>Law Enforcement</u>								
1. Traffic	46	3	2	8	0	0	1	60
2. Possession of Tobacco Products	24	0	0	5	0	0	0	29
3. Unruly Behavior	10	0	0	12	0	2	0	24
4. Vandalism	13	0	0	2	0	0	0	15
5. Assault	9	0	0	5	0	0	0	14
6. Other Drug Offenses	7	0	0	1	0	1	2	11
<u>Parents</u>								
1. Unruly Behavior	6	0	0	4	1	0	0	11
2. Custody	6	0	0	3	0	0	1	10
3. In-State Runaway	1	0	0	1	0	1	0	3
4. Visitation	1	0	0	1	0	0	0	2
5. Other	0	0	0	1	0	0	0	1
6. Other Sexual Offenses	1	0	0	0	0	0	0	1
<u>Relatives</u>								
1. Custody	5	0	0	7	0	0	1	13
2. Unruly Behavior	2	0	0	1	0	0	0	3
3. Dependency / Neglect	2	0	0	0	0	0	0	2
4. Vandalism	1	0	0	0	0	0	0	1
5. NO REFERRAL SUBMITTED	0	0	0	0	0	0	0	0
<u>Self</u>								
1. Judicial Review	0	0	0	1	0	0	0	1
2. Other	1	0	0	0	0	0	0	1
3. NO REFERRAL SUBMITTED	0	0	0	0	0	0	0	0
<u>School</u>								
1. Truancy	21	0	0	21	0	0	2	44
2. Unruly Behavior	9	0	0	4	0	0	0	13
3. Assault	1	0	0	0	0	0	0	1
4. Possession of Tobacco Products	1	0	0	0	0	0	0	1
5. Vandalism	0	0	1	0	0	0	0	1
6. NO REFERRAL SUBMITTED	0	0	0	0	0	0	0	0
<u>Community Service Agencies</u>								
1. Custody	1	0	0	0	0	0	0	1
2. Judicial Review	1	0	0	0	0	0	0	1
3. NO REFERRAL SUBMITTED	0	0	0	0	0	0	0	0
<u>Department of Children's Services</u>								
1. Dependency / Neglect	40	0	3	44	0	0	1	88
2. Sexually Abused Child	2	0	0	1	0	0	0	3
3. In-State Runaway	0	0	0	2	0	0	0	2
4. Other	0	0	0	2	0	0	0	2
5. Custody	0	0	0	1	0	0	0	1
6. NO REFERRAL SUBMITTED	0	0	0	0	0	0	0	0

**TENNESSEE COUNCIL OF JUVENILE AND FAMILY COURT JUDGES
2008 CLAIBORNE COUNTY JUVENILE COURT STATISTICAL DATA**

Six Most Frequent Referral Reasons by Source, Race and Sex for CY 2008

	White Male	African American Male	Other Race Male	White Female	African American Female	Other Race Female	Unknown Race or Sex	Total
<u>Other State Department</u>								
1. NO REFERRAL SUBMITTED	0	0	0	0	0	0	0	0
<u>District Attorney's Office</u>								
1. NO REFERRAL SUBMITTED	0	0	0	0	0	0	0	0
<u>Court Staff</u>								
1. Judicial Review	4	0	0	4	0	0	0	8
2. NO REFERRAL SUBMITTED	0	0	0	0	0	0	0	0
<u>Social Agency</u>								
1. Violation of Probation	5	0	0	2	0	1	0	8
2. Judicial Review	2	0	0	0	0	0	0	2
3. Violation of Pretrial Diversion	0	0	0	1	0	0	0	1
4. NO REFERRAL SUBMITTED	0	0	0	0	0	0	0	0
<u>Other Court</u>								
1. Judicial Review	5	0	0	4	0	0	3	12
2. Other	0	1	0	0	0	0	0	1
3. Reckless Endangerment	0	1	0	0	0	0	0	1
4. NO REFERRAL SUBMITTED	0	0	0	0	0	0	0	0
<u>Victim</u>								
1. Assault	1	0	0	2	0	0	0	3
2. Unruly Behavior	1	0	0	1	0	0	0	2
3. Judicial Review	0	0	0	1	0	0	0	1
4. NO REFERRAL SUBMITTED	0	0	0	0	0	0	0	0
<u>Child & Parent</u>								
1. NO REFERRAL SUBMITTED	0	0	0	0	0	0	0	0
<u>Hospital</u>								
1. NO REFERRAL SUBMITTED	0	0	0	0	0	0	0	0
<u>Unknown</u>								
1. NO REFERRAL SUBMITTED	0	0	0	0	0	0	0	0
<u>Other</u>								
1. Unruly Behavior	0	0	0	1	0	0	0	1
2. NO REFERRAL SUBMITTED	0	0	0	0	0	0	0	0

**TENNESSEE COUNCIL OF JUVENILE AND FAMILY COURT JUDGES
2008 CLAIBORNE COUNTY JUVENILE COURT STATISTICAL DATA**

Source of Referrals by Type of Offense, Race and Sex for CY 2008

	White Male	African American Male	Other Race Male	White Female	African American Female	Other Race Female	Unknown Race or Sex	Total
<u>Delinquent</u>								
Law Enforcement	108	3	3	30	0	2	7	153
Social Agency	5	0	0	2	0	1	0	8
Victim	1	0	0	2	0	0	0	3
School	1	0	1	0	0	0	0	2
Other Court	0	1	0	0	0	0	0	1
Parents	1	0	0	0	0	0	0	1
Relatives	1	0	0	0	0	0	0	1
Child & Parent	0	0	0	0	0	0	0	0
Court Staff	0	0	0	0	0	0	0	0
CSA	0	0	0	0	0	0	0	0
DCS	0	0	0	0	0	0	0	0
District Attorney's Office	0	0	0	0	0	0	0	0
Hospital	0	0	0	0	0	0	0	0
Other	0	0	0	0	0	0	0	0
Other State Department	0	0	0	0	0	0	0	0
Self	0	0	0	0	0	0	0	0
Unknown	0	0	0	0	0	0	0	0
Totals	117	4	4	34	0	3	7	169

<u>Status/Unruly</u>								
School	31	0	0	25	0	0	2	58
Law Enforcement	35	0	0	17	0	2	0	54
Parents	7	0	0	5	1	1	0	14
Relatives	2	0	0	1	0	0	0	3
DCS	0	0	0	2	0	0	0	2
Victim	1	0	0	1	0	0	0	2
Other	0	0	0	1	0	0	0	1
Child & Parent	0	0	0	0	0	0	0	0
Court Staff	0	0	0	0	0	0	0	0
CSA	0	0	0	0	0	0	0	0
District Attorney's Office	0	0	0	0	0	0	0	0
Hospital	0	0	0	0	0	0	0	0
Other Court	0	0	0	0	0	0	0	0
Other State Department	0	0	0	0	0	0	0	0
Self	0	0	0	0	0	0	0	0
Social Agency	0	0	0	0	0	0	0	0
Unknown	0	0	0	0	0	0	0	0
Totals	76	0	0	52	1	3	2	134

**TENNESSEE COUNCIL OF JUVENILE AND FAMILY COURT JUDGES
2008 CLAIBORNE COUNTY JUVENILE COURT STATISTICAL DATA**

Source of Referrals by Type of Offense, Race and Sex for CY 2008

	White Male	African American Male	Other Race Male	White Female	African American Female	Other Race Female	Unknown Race or Sex	Total
<u>Dependency and Neglect</u>								
DCS	42	0	3	45	0	0	1	91
Relatives	2	0	0	0	0	0	0	2
Child & Parent	0	0	0	0	0	0	0	0
Court Staff	0	0	0	0	0	0	0	0
CSA	0	0	0	0	0	0	0	0
District Attorney's Office	0	0	0	0	0	0	0	0
Hospital	0	0	0	0	0	0	0	0
Law Enforcement	0	0	0	0	0	0	0	0
Other	0	0	0	0	0	0	0	0
Other Court	0	0	0	0	0	0	0	0
Other State Department	0	0	0	0	0	0	0	0
Parents	0	0	0	0	0	0	0	0
School	0	0	0	0	0	0	0	0
Self	0	0	0	0	0	0	0	0
Social Agency	0	0	0	0	0	0	0	0
Unknown	0	0	0	0	0	0	0	0
Victim	0	0	0	0	0	0	0	0
Totals	44	0	3	45	0	0	1	93

<u>Other Violations</u>								
Social Agency	0	0	0	1	0	0	0	1
Child & Parent	0	0	0	0	0	0	0	0
Court Staff	0	0	0	0	0	0	0	0
CSA	0	0	0	0	0	0	0	0
DCS	0	0	0	0	0	0	0	0
District Attorney's Office	0	0	0	0	0	0	0	0
Hospital	0	0	0	0	0	0	0	0
Law Enforcement	0	0	0	0	0	0	0	0
Other	0	0	0	0	0	0	0	0
Other Court	0	0	0	0	0	0	0	0
Other State Department	0	0	0	0	0	0	0	0
Parents	0	0	0	0	0	0	0	0
Relatives	0	0	0	0	0	0	0	0
School	0	0	0	0	0	0	0	0
Self	0	0	0	0	0	0	0	0
Unknown	0	0	0	0	0	0	0	0
Victim	0	0	0	0	0	0	0	0
Totals	0	0	0	1	0	0	0	1

**TENNESSEE COUNCIL OF JUVENILE AND FAMILY COURT JUDGES
2008 CLAIBORNE COUNTY JUVENILE COURT STATISTICAL DATA**

Source of Referrals by Type of Offense, Race and Sex for CY 2008

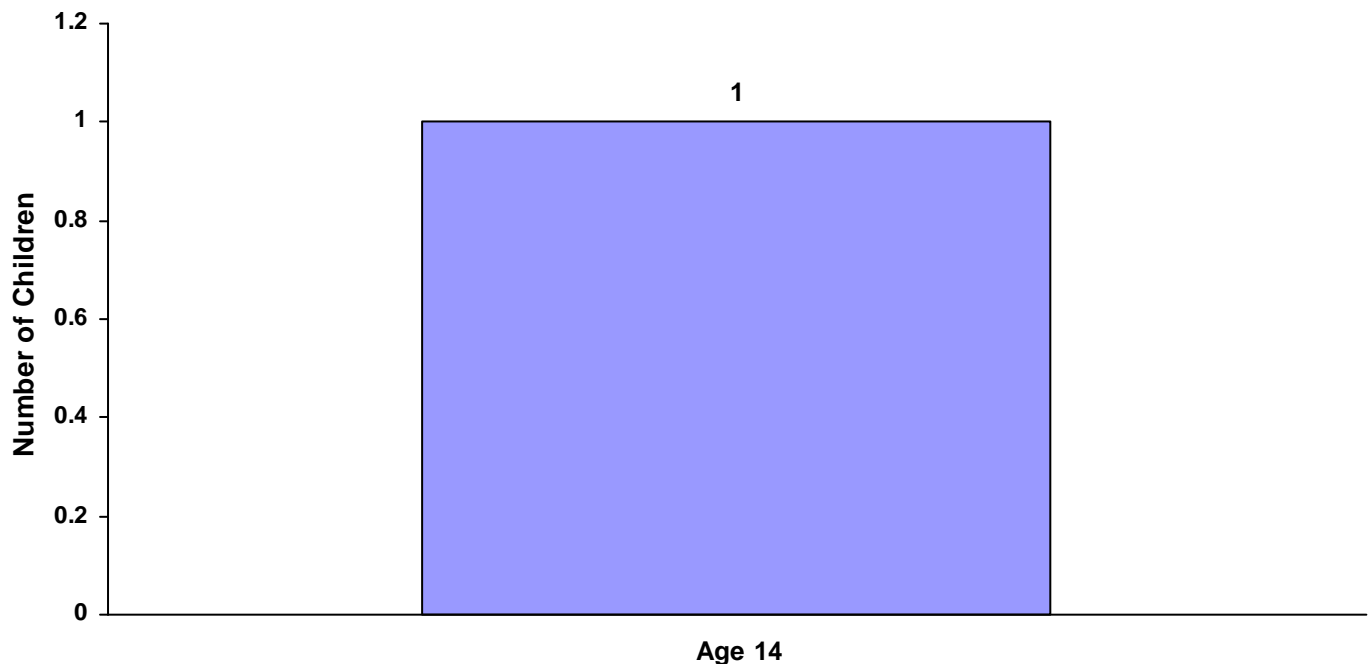
	White Male	African American Male	Other Race Male	White Female	African American Female	Other Race Female	Unknown Race or Sex	Total
<u>Special Proceedings</u>								
Relatives	5	0	0	7	0	0	1	13
Other Court	5	0	0	4	0	0	3	12
Parents	7	0	0	4	0	0	1	12
Court Staff	4	0	0	4	0	0	0	8
CSA	2	0	0	0	0	0	0	2
Social Agency	2	0	0	0	0	0	0	2
DCS	0	0	0	1	0	0	0	1
Self	0	0	0	1	0	0	0	1
Victim	0	0	0	1	0	0	0	1
Child & Parent	0	0	0	0	0	0	0	0
District Attorney's Office	0	0	0	0	0	0	0	0
Hospital	0	0	0	0	0	0	0	0
Law Enforcement	0	0	0	0	0	0	0	0
Other	0	0	0	0	0	0	0	0
Other State Department	0	0	0	0	0	0	0	0
School	0	0	0	0	0	0	0	0
Unknown	0	0	0	0	0	0	0	0
Totals	25	0	0	22	0	0	5	52
<u>Other</u>								
Law Enforcement	4	0	0	0	0	0	0	4
DCS	0	0	0	2	0	0	0	2
Other Court	0	1	0	0	0	0	0	1
Parents	0	0	0	1	0	0	0	1
Self	1	0	0	0	0	0	0	1
Child & Parent	0	0	0	0	0	0	0	0
Court Staff	0	0	0	0	0	0	0	0
CSA	0	0	0	0	0	0	0	0
District Attorney's Office	0	0	0	0	0	0	0	0
Hospital	0	0	0	0	0	0	0	0
Other	0	0	0	0	0	0	0	0
Other State Department	0	0	0	0	0	0	0	0
Relatives	0	0	0	0	0	0	0	0
School	0	0	0	0	0	0	0	0
Social Agency	0	0	0	0	0	0	0	0
Unknown	0	0	0	0	0	0	0	0
Victim	0	0	0	0	0	0	0	0
Totals	5	1	0	3	0	0	0	9
All Referral Source Totals	267	5	7	157	1	6	15	458

**TENNESSEE COUNCIL OF JUVENILE AND FAMILY COURT JUDGES
2008 CLAIBORNE COUNTY JUVENILE COURT STATISTICAL DATA**

**Children Referred for Unlawful Carrying/Possession of a Weapon for CY 2008
Total Children = 319**

	White Male	African American Male	Other Race Male	White Female	African American Female	Other Race Female	Unknown Race or Sex	Total	% of All Children Referred
Age Under 1	0	0	0	0	0	0	0	0	0.00%
Age 1	0	0	0	0	0	0	0	0	0.00%
Age 2	0	0	0	0	0	0	0	0	0.00%
Age 3	0	0	0	0	0	0	0	0	0.00%
Age 4	0	0	0	0	0	0	0	0	0.00%
Age 5	0	0	0	0	0	0	0	0	0.00%
Age 6	0	0	0	0	0	0	0	0	0.00%
Age 7	0	0	0	0	0	0	0	0	0.00%
Age 8	0	0	0	0	0	0	0	0	0.00%
Age 9	0	0	0	0	0	0	0	0	0.00%
Age 10	0	0	0	0	0	0	0	0	0.00%
Age 11	0	0	0	0	0	0	0	0	0.00%
Age 12	0	0	0	0	0	0	0	0	0.00%
Age 13	0	0	0	0	0	0	0	0	0.00%
Age 14	1	0	0	0	0	0	0	1	0.31%
Age 15	0	0	0	0	0	0	0	0	0.00%
Age 16	0	0	0	0	0	0	0	0	0.00%
Age 17	0	0	0	0	0	0	0	0	0.00%
Age 18	0	0	0	0	0	0	0	0	0.00%
Age 19 and Over	0	0	0	0	0	0	0	0	0.00%
Totals	1	0	0	0	0	0	0	1	

Total Children Referred for Unlawfully Carrying/Possessing Weapons



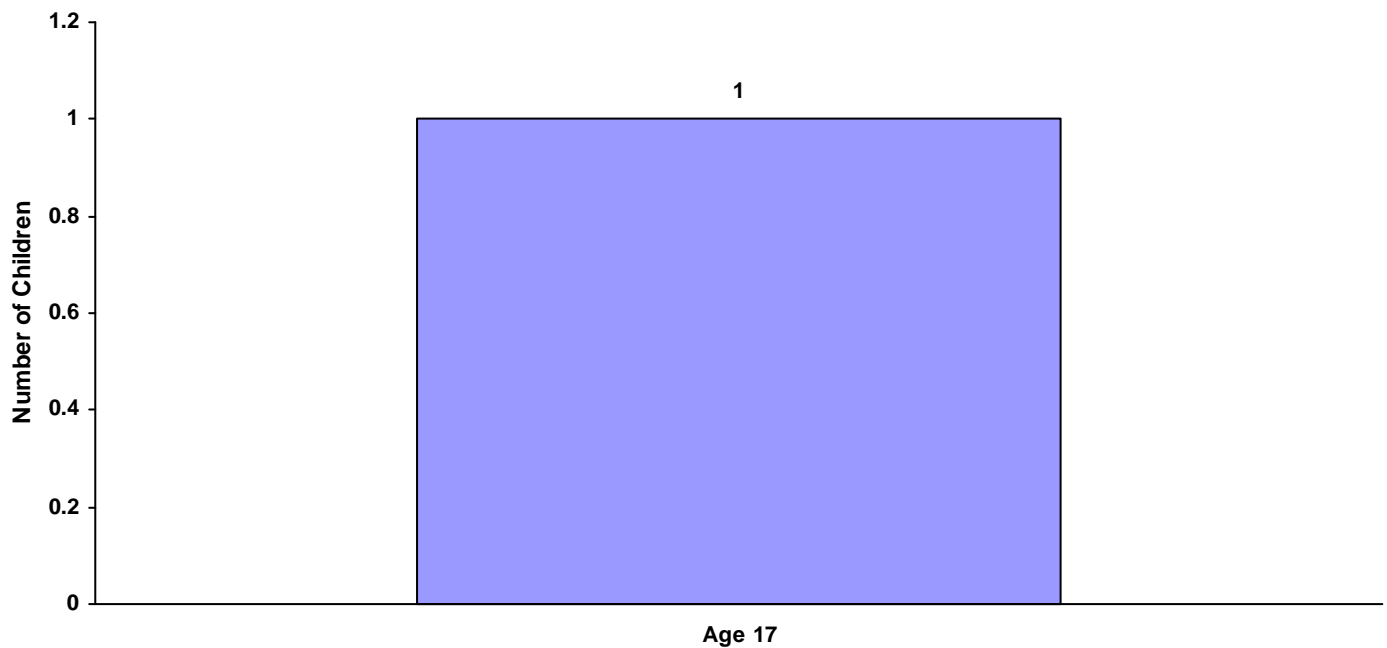
**TENNESSEE COUNCIL OF JUVENILE AND FAMILY COURT JUDGES
2008 CLAIBORNE COUNTY JUVENILE COURT STATISTICAL DATA**

Children Referred for Carrying Weapons on School Property for CY 2008

Total Children = 319

	White Male	African American Male	Other Race Male	White Female	African American Female	Other Race Female	Unknown Race or Sex	Total	% of Children Referred
Age Under 1	0	0	0	0	0	0	0	0	0.00%
Age 1	0	0	0	0	0	0	0	0	0.00%
Age 2	0	0	0	0	0	0	0	0	0.00%
Age 3	0	0	0	0	0	0	0	0	0.00%
Age 4	0	0	0	0	0	0	0	0	0.00%
Age 5	0	0	0	0	0	0	0	0	0.00%
Age 6	0	0	0	0	0	0	0	0	0.00%
Age 7	0	0	0	0	0	0	0	0	0.00%
Age 8	0	0	0	0	0	0	0	0	0.00%
Age 9	0	0	0	0	0	0	0	0	0.00%
Age 10	0	0	0	0	0	0	0	0	0.00%
Age 11	0	0	0	0	0	0	0	0	0.00%
Age 12	0	0	0	0	0	0	0	0	0.00%
Age 13	0	0	0	0	0	0	0	0	0.00%
Age 14	0	0	0	0	0	0	0	0	0.00%
Age 15	0	0	0	0	0	0	0	0	0.00%
Age 16	0	0	0	0	0	0	0	0	0.00%
Age 17	0	0	0	1	0	0	0	1	0.31%
Age 18	0	0	0	0	0	0	0	0	0.00%
Age 19 and Over	0	0	0	0	0	0	0	0	0.00%
Totals	0	0	0	1	0	0	0	1	

Total Children Referred for Carrying Weapons on School Property

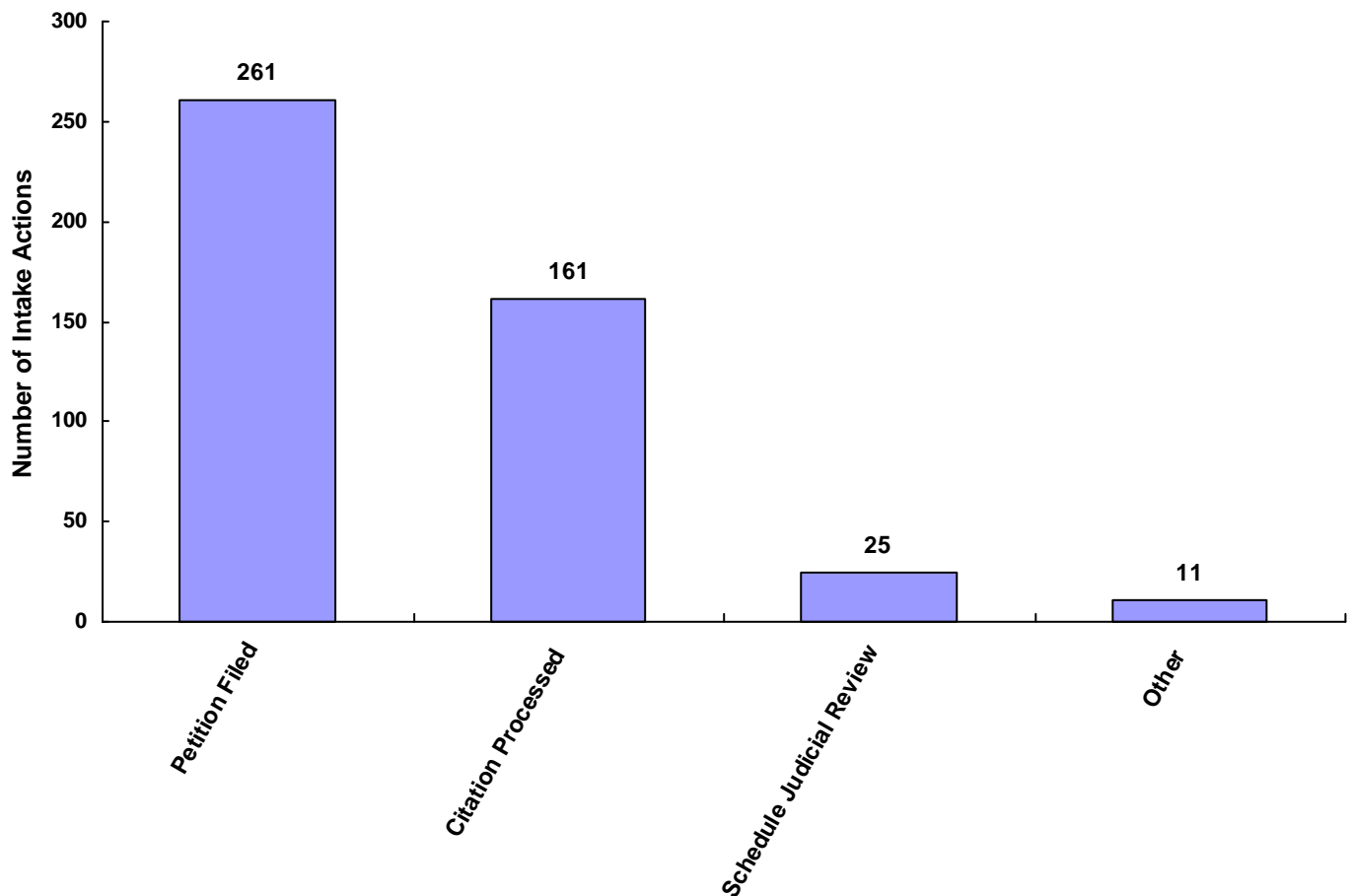


**TENNESSEE COUNCIL OF JUVENILE AND FAMILY COURT JUDGES
2008 CLAIBORNE COUNTY JUVENILE COURT STATISTICAL DATA**

Intake Actions at Referral by Race and Sex for CY 2008

	White Male	African American Male	Other Race Male	White Female	African American Female	Other Race Female	Unknown Race or Sex	Total	% of Total Referrals
Petition Filed	143	0	4	105	1	1	7	261	56.99%
Motion Filed	0	0	0	0	0	0	0	0	0.00%
Citation Processed	105	3	3	41	0	4	5	161	35.15%
Paternity Processed Notice	0	0	0	0	0	0	0	0	0.00%
Schedule Judicial Review	12	0	0	9	0	1	3	25	5.46%
Schedule Admin Review	0	0	0	0	0	0	0	0	0.00%
Schedule Foster Care Review	0	0	0	0	0	0	0	0	0.00%
Unknown	0	0	0	0	0	0	0	0	0.00%
Does Not Apply	0	0	0	0	0	0	0	0	0.00%
Other	7	2	0	2	0	0	0	11	2.40%
Totals	267	5	7	157	1	6	15	458	

Total Intake Actions at Referral



**TENNESSEE COUNCIL OF JUVENILE AND FAMILY COURT JUDGES
2008 CLAIBORNE COUNTY JUVENILE COURT STATISTICAL DATA**

Intake Actions of Referrals by Class of Offense, Race and Sex for CY 2008

	White Male	African American Male	Other Race Male	White Female	African American Female	Other Race Female	Unknown Race or Sex	Total
<u>Offenses Against Persons</u>								
Petition Filed	13	0	0	3	0	0	0	16
Citation Processed	6	0	0	5	0	0	0	11
Other	1	1	0	0	0	0	0	2
Motion Filed	0	0	0	0	0	0	0	0
Notification of Paternity Processed	0	0	0	0	0	0	0	0
Scheduling of Judicial Review	0	0	0	0	0	0	0	0
Scheduling of Administrative Review	0	0	0	0	0	0	0	0
Scheduling of Foster Care Review	0	0	0	0	0	0	0	0
Unknown	0	0	0	0	0	0	0	0
Does Not Apply	0	0	0	0	0	0	0	0
Totals	20	1	0	8	0	0	0	29

<u>Offenses Against Property</u>								
Petition Filed	16	0	1	2	0	0	1	20
Citation Processed	6	0	0	3	0	0	0	9
Motion Filed	0	0	0	0	0	0	0	0
Notification of Paternity Processed	0	0	0	0	0	0	0	0
Scheduling of Judicial Review	0	0	0	0	0	0	0	0
Scheduling of Administrative Review	0	0	0	0	0	0	0	0
Scheduling of Foster Care Review	0	0	0	0	0	0	0	0
Unknown	0	0	0	0	0	0	0	0
Does Not Apply	0	0	0	0	0	0	0	0
Other	0	0	0	0	0	0	0	0
Totals	22	0	1	5	0	0	1	29

<u>Illegal Conduct</u>								
Citation Processed	62	3	3	18	0	2	5	93
Petition Filed	7	0	0	2	0	0	1	10
Other	6	0	0	1	0	0	0	7
Scheduling of Judicial Review	0	0	0	0	0	1	0	1
Motion Filed	0	0	0	0	0	0	0	0
Notification of Paternity Processed	0	0	0	0	0	0	0	0
Scheduling of Administrative Review	0	0	0	0	0	0	0	0
Scheduling of Foster Care Review	0	0	0	0	0	0	0	0
Unknown	0	0	0	0	0	0	0	0
Does Not Apply	0	0	0	0	0	0	0	0
Totals	75	3	3	21	0	3	6	111

**TENNESSEE COUNCIL OF JUVENILE AND FAMILY COURT JUDGES
2008 CLAIBORNE COUNTY JUVENILE COURT STATISTICAL DATA**

Intake Actions of Referrals by Class of Offense, Race and Sex for CY 2008

	White Male	African American Male	Other Race Male	White Female	African American Female	Other Race Female	Unknown Race or Sex	Total
<u>Status Offenses</u>								
Petition Filed	47	0	0	37	1	1	2	88
Citation Processed	29	0	0	15	0	2	0	46
Motion Filed	0	0	0	0	0	0	0	0
Notification of Paternity Processed	0	0	0	0	0	0	0	0
Scheduling of Judicial Review	0	0	0	0	0	0	0	0
Scheduling of Administrative Review	0	0	0	0	0	0	0	0
Scheduling of Foster Care Review	0	0	0	0	0	0	0	0
Unknown	0	0	0	0	0	0	0	0
Does Not Apply	0	0	0	0	0	0	0	0
Other	0	0	0	0	0	0	0	0
Totals	76	0	0	52	1	3	2	134

<u>Dependency/Neglect</u>								
Petition Filed	44	0	3	45	0	0	1	93
Motion Filed	0	0	0	0	0	0	0	0
Citation Processed	0	0	0	0	0	0	0	0
Notification of Paternity Processed	0	0	0	0	0	0	0	0
Scheduling of Judicial Review	0	0	0	0	0	0	0	0
Scheduling of Administrative Review	0	0	0	0	0	0	0	0
Scheduling of Foster Care Review	0	0	0	0	0	0	0	0
Unknown	0	0	0	0	0	0	0	0
Does Not Apply	0	0	0	0	0	0	0	0
Other	0	0	0	0	0	0	0	0
Totals	44	0	3	45	0	0	1	93

<u>Other Violation Proceedings</u>								
Scheduling of Judicial Review	0	0	0	1	0	0	0	1
Petition Filed	0	0	0	0	0	0	0	0
Motion Filed	0	0	0	0	0	0	0	0
Citation Processed	0	0	0	0	0	0	0	0
Notification of Paternity Processed	0	0	0	0	0	0	0	0
Scheduling of Administrative Review	0	0	0	0	0	0	0	0
Scheduling of Foster Care Review	0	0	0	0	0	0	0	0
Unknown	0	0	0	0	0	0	0	0
Does Not Apply	0	0	0	0	0	0	0	0
Other	0	0	0	0	0	0	0	0
Totals	0	0	0	1	0	0	0	1

**TENNESSEE COUNCIL OF JUVENILE AND FAMILY COURT JUDGES
2008 CLAIBORNE COUNTY JUVENILE COURT STATISTICAL DATA**

Intake Actions of Referrals by Class of Offense, Race and Sex for CY 2008

	White Male	African American Male	Other Race Male	White Female	African American Female	Other Race Female	Unknown Race or Sex	Total
<u>Parentage</u>								
Petition Filed	13	0	0	11	0	0	2	26
Other	0	0	0	1	0	0	0	1
Motion Filed	0	0	0	0	0	0	0	0
Citation Processed	0	0	0	0	0	0	0	0
Notification of Paternity Processed	0	0	0	0	0	0	0	0
Scheduling of Judicial Review	0	0	0	0	0	0	0	0
Scheduling of Administrative Review	0	0	0	0	0	0	0	0
Scheduling of Foster Care Review	0	0	0	0	0	0	0	0
Unknown	0	0	0	0	0	0	0	0
Does Not Apply	0	0	0	0	0	0	0	0
Totals	13	0	0	12	0	0	2	27
<u>Special Proceedings</u>								
Scheduling of Judicial Review	12	0	0	8	0	0	3	23
Petition Filed	0	0	0	2	0	0	0	2
Motion Filed	0	0	0	0	0	0	0	0
Citation Processed	0	0	0	0	0	0	0	0
Notification of Paternity Processed	0	0	0	0	0	0	0	0
Scheduling of Administrative Review	0	0	0	0	0	0	0	0
Scheduling of Foster Care Review	0	0	0	0	0	0	0	0
Unknown	0	0	0	0	0	0	0	0
Does Not Apply	0	0	0	0	0	0	0	0
Other	0	0	0	0	0	0	0	0
Totals	12	0	0	10	0	0	3	25
<u>Other</u>								
Petition Filed	3	0	0	3	0	0	0	6
Citation Processed	2	0	0	0	0	0	0	2
Other	0	1	0	0	0	0	0	1
Motion Filed	0	0	0	0	0	0	0	0
Notification of Paternity Processed	0	0	0	0	0	0	0	0
Scheduling of Judicial Review	0	0	0	0	0	0	0	0
Scheduling of Administrative Review	0	0	0	0	0	0	0	0
Scheduling of Foster Care Review	0	0	0	0	0	0	0	0
Unknown	0	0	0	0	0	0	0	0
Does Not Apply	0	0	0	0	0	0	0	0
Totals	5	1	0	3	0	0	0	9
All Intake Action Totals	267	5	7	157	1	6	15	458

**TENNESSEE COUNCIL OF JUVENILE AND FAMILY COURT JUDGES
2008 CLAIBORNE COUNTY JUVENILE COURT STATISTICAL DATA**

Detention Statistics at Referral by Individual Child by Race and Sex for CY 2008

	White Male	African American Male	Other Race Male	White Female	African American Female	Other Race Female	Unknown Race or Sex	Total	% of Total Children
Does Not Apply	178	2	6	118	1	0	9	314	98.43%
Juvenile Detention Facility	2	0	0	0	0	1	0	3	0.94%
Psychiatric Hospital	2	0	0	0	0	0	0	2	0.63%
Non-Secure Placement	0	0	0	0	0	0	0	0	0.00%
Jail - Complete Separation	0	0	0	0	0	0	0	0	0.00%
Jail - Partial Separation	0	0	0	0	0	0	0	0	0.00%
Jail - No Separation	0	0	0	0	0	0	0	0	0.00%
Unknown	0	0	0	0	0	0	0	0	0.00%
Other	0	0	0	0	0	0	0	0	0.00%
Totals	182	2	6	118	1	1	9	319	

Detention Statistics at Referral by Individual Case for CY 2008

	Cases	% of Total Cases
Does Not Apply	373	98.42%
Juvenile Detention Facility	3	0.79%
Psychiatric Hospital	2	0.53%
Non-Secure Placement	1	0.26%
Jail - Complete Separation	0	0.00%
Jail - Partial Separation	0	0.00%
Jail - No Separation	0	0.00%
Unknown	0	0.00%
Other	0	0.00%
	379	100.00%

Detention Statistics above are reported separately by Child and by Case. One child may have multiple cases.

Does Not Apply: Refers to cases not eligible for detention due to the type of Referral or the decision not to detain.

**TENNESSEE COUNCIL OF JUVENILE AND FAMILY COURT JUDGES
2008 CLAIBORNE COUNTY JUVENILE COURT STATISTICAL DATA**

Placement after Secure Detention Hearing by Individual Child by Race and Sex for CY 2008

	White Male	African American Male	Other Race Male	White Female	African American Female	Other Race Female	Unknown Race or Sex	Total	% of Total Children
Does Not Apply	178	2	6	118	1	0	9	314	98.43%
Returned to Prior Living Arr	2	0	0	0	0	0	0	2	0.63%
Psychiatric Hospital	1	0	0	0	0	1	0	2	0.63%
Other	1	0	0	0	0	0	0	1	0.31%
Juvenile Detention Facility	0	0	0	0	0	0	0	0	0.00%
Jail	0	0	0	0	0	0	0	0	0.00%
Shelter / Group Home	0	0	0	0	0	0	0	0	0.00%
Foster Family Home	0	0	0	0	0	0	0	0	0.00%
Unknown	0	0	0	0	0	0	0	0	0.00%
Totals	182	2	6	118	1	1	9	319	

Placement after Secure Detention Hearing by Individual Case for CY 2008

	Cases	% of Total Cases
Does Not Apply	373	98.42%
Returned to Prior Living Arrangement	3	0.79%
Psychiatric Hospital	2	0.53%
Other	1	0.26%
Juvenile Detention Facility	0	0.00%
Jail	0	0.00%
Shelter / Group Home	0	0.00%
Foster Family Home	0	0.00%
Unknown	0	0.00%
	379	100.00%

Detention Statistics above are reported separately by Child and by Case. One child may have multiple cases.

Does Not Apply: Refers to cases not eligible for detention due to the type of Referral or the decision not to detain.

**TENNESSEE COUNCIL OF JUVENILE AND FAMILY COURT JUDGES
2008 CLAIBORNE COUNTY JUVENILE COURT STATISTICAL DATA**

Dispositional Procedures for CY 2008

Procedures used to Dispose or Adjust all Referrals

	Number	% of All Referrals
Formally Adjudicated	346	75.55%
Informally Adjusted	0	0.00%
Transfer to Adult Court Hearings and Charges Cleared	1	0.22%
Otherwise Handled	111	24.24%
	458	100.00%

Referrals Disposed by Formal Adjudicatory Proceedings

	Number	% of All Referrals
Dismissed	73	15.94%
Retired / Nolle Prosequi	19	4.15%
Complaint Substantiated Delinquent	74	16.16%
Complaint Substantiated Status Offender	93	20.31%
Complaint Substantiated Dependent/Neglect	87	19.00%
Complaint Substantiated Abused	0	0.00%
Complaint Substantiated Mentally Ill	0	0.00%
	346	75.56%

Referrals Disposed by Other Actions

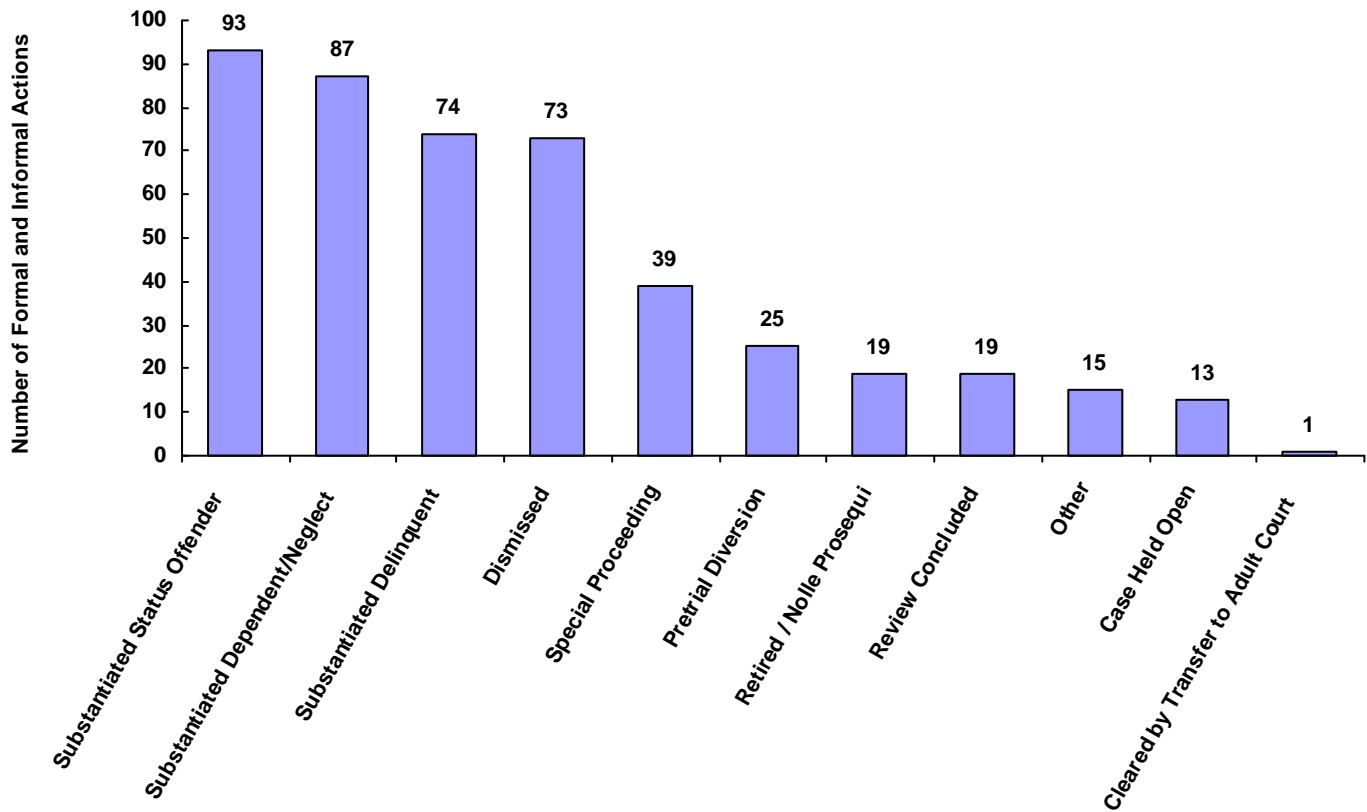
	Number	% of All Referrals
Informal Adjustment	0	0.00%
Transfer to Adult Court Hearing	0	0.00%
Charges Cleared by Transfer to Adult Court	1	0.22%
Pretrial Diversion	25	5.46%
Special Proceeding	39	8.52%
Review Concluded	19	4.15%
Case Held Open	13	2.84%
Other	15	3.28%
Unknown	0	0.00%
	112	24.47%

TENNESSEE COUNCIL OF JUVENILE AND FAMILY COURT JUDGES 2008 CLAIBORNE COUNTY JUVENILE COURT STATISTICAL DATA

Formal and Informal Actions by Race and Sex for CY 2008

	White Male	African American Male	Other Race Male	White Female	African American Female	Other Race Female	Unknown Race or Sex	Total	% of Total Referrals
Dismissed	50	3	2	18	0	0	0	73	15.94%
Retired / Nolle Prosequi	6	0	0	8	0	4	1	19	4.15%
Substantiated Delinquent	56	2	0	12	0	2	2	74	16.16%
Substantiated Status Offender	52	0	0	39	1	0	1	93	20.31%
Substantiated Dependent/Neglect	40	0	3	43	0	0	1	87	19.00%
Substantiated Abused	0	0	0	0	0	0	0	0	0.00%
Substantiated Mentally Ill	0	0	0	0	0	0	0	0	0.00%
Informal Adjustment	0	0	0	0	0	0	0	0	0.00%
Pretrial Diversion	12	0	2	8	0	0	3	25	5.46%
Transfer to Adult Court Hearing	0	0	0	0	0	0	0	0	0.00%
Cleared by Transfer to Adult Court	1	0	0	0	0	0	0	1	0.22%
Special Proceeding	20	0	0	17	0	0	2	39	8.52%
Review Concluded	11	0	0	6	0	0	2	19	4.15%
Case Held Open	9	0	0	2	0	0	2	13	2.84%
Unknown	0	0	0	0	0	0	0	0	0.00%
Other	10	0	0	4	0	0	1	15	3.28%
Totals	267	5	7	157	1	6	15	458	

Total Formal and Informal Actions



**TENNESSEE COUNCIL OF JUVENILE AND FAMILY COURT JUDGES
2008 CLAIBORNE COUNTY JUVENILE COURT STATISTICAL DATA**

Formal and Informal Actions by Type of Offense, Race and Sex for CY 2008

	White Male	African American Male	Other Race Male	White Female	African American Female	Other Race Female	Unknown Race or Sex	Total
<u>Delinquent</u>								
Complaint Substantiated Delinquent	54	1	0	11	0	2	2	70
Dismissed	38	3	2	9	0	0	0	52
Pretrial Diversion	11	0	2	7	0	0	3	23
Other	7	0	0	2	0	0	1	10
Retired / Nolle Prosequi	3	0	0	2	0	1	0	6
Case Held Open	3	0	0	0	0	0	1	4
Complaint Substantiated Status Offender	1	0	0	2	0	0	0	3
Complaint Substantiated Dependent/Neglect	0	0	0	1	0	0	0	1
Complaint Substantiated Abused	0	0	0	0	0	0	0	0
Complaint Substantiated Mentally Ill	0	0	0	0	0	0	0	0
Informal Adjustment	0	0	0	0	0	0	0	0
Transfer to Adult Court Hearing	0	0	0	0	0	0	0	0
Charges Cleared by Transfer to Adult Court	0	0	0	0	0	0	0	0
Special Proceeding	0	0	0	0	0	0	0	0
Review Concluded	0	0	0	0	0	0	0	0
Unknown	0	0	0	0	0	0	0	0
Totals	117	4	4	34	0	3	7	169

<u>Status</u>								
Complaint Substantiated Status Offender	51	0	0	36	1	0	1	89
Dismissed	11	0	0	7	0	0	0	18
Retired / Nolle Prosequi	2	0	0	4	0	3	0	9
Review Concluded	5	0	0	2	0	0	0	7
Case Held Open	3	0	0	1	0	0	1	5
Special Proceeding	2	0	0	1	0	0	0	3
Pretrial Diversion	1	0	0	1	0	0	0	2
Complaint Substantiated Dependent/Neglect	1	0	0	0	0	0	0	1
Complaint Substantiated Delinquent	0	0	0	0	0	0	0	0
Complaint Substantiated Abused	0	0	0	0	0	0	0	0
Complaint Substantiated Mentally Ill	0	0	0	0	0	0	0	0
Informal Adjustment	0	0	0	0	0	0	0	0
Transfer to Adult Court Hearing	0	0	0	0	0	0	0	0
Charges Cleared by Transfer to Adult Court	0	0	0	0	0	0	0	0
Unknown	0	0	0	0	0	0	0	0
Other	0	0	0	0	0	0	0	0
Totals	76	0	0	52	1	3	2	134

**TENNESSEE COUNCIL OF JUVENILE AND FAMILY COURT JUDGES
2008 CLAIBORNE COUNTY JUVENILE COURT STATISTICAL DATA**

Formal and Informal Actions by Type of Offense, Race and Sex for CY 2008

	White Male	African American Male	Other Race Male	White Female	African American Female	Other Race Female	Unknown Race or Sex	Total
<u>Dependency and Neglect</u>								
Complaint Substantiated Dependent/Neglect	38	0	3	41	0	0	1	83
Special Proceeding	3	0	0	1	0	0	0	4
Case Held Open	3	0	0	1	0	0	0	4
Dismissed	0	0	0	1	0	0	0	1
Retired / Nolle Prosequi	0	0	0	1	0	0	0	1
Complaint Substantiated Delinquent	0	0	0	0	0	0	0	0
Complaint Substantiated Status Offender	0	0	0	0	0	0	0	0
Complaint Substantiated Abused	0	0	0	0	0	0	0	0
Complaint Substantiated Mentally Ill	0	0	0	0	0	0	0	0
Informal Adjustment	0	0	0	0	0	0	0	0
Pretrial Diversion	0	0	0	0	0	0	0	0
Transfer to Adult Court Hearing	0	0	0	0	0	0	0	0
Charges Cleared by Transfer to Adult Court	0	0	0	0	0	0	0	0
Review Concluded	0	0	0	0	0	0	0	0
Unknown	0	0	0	0	0	0	0	0
Other	0	0	0	0	0	0	0	0
Totals	44	0	3	45	0	0	1	93

<u>Other Violations</u>								
Complaint Substantiated Delinquent	0	0	0	1	0	0	0	1
Dismissed	0	0	0	0	0	0	0	0
Retired / Nolle Prosequi	0	0	0	0	0	0	0	0
Complaint Substantiated Status Offender	0	0	0	0	0	0	0	0
Complaint Substantiated Dependent/Neglect	0	0	0	0	0	0	0	0
Complaint Substantiated Abused	0	0	0	0	0	0	0	0
Complaint Substantiated Mentally Ill	0	0	0	0	0	0	0	0
Informal Adjustment	0	0	0	0	0	0	0	0
Pretrial Diversion	0	0	0	0	0	0	0	0
Transfer to Adult Court Hearing	0	0	0	0	0	0	0	0
Charges Cleared by Transfer to Adult Court	0	0	0	0	0	0	0	0
Special Proceeding	0	0	0	0	0	0	0	0
Review Concluded	0	0	0	0	0	0	0	0
Case Held Open	0	0	0	0	0	0	0	0
Unknown	0	0	0	0	0	0	0	0
Other	0	0	0	0	0	0	0	0
Totals	0	0	0	1	0	0	0	1

**TENNESSEE COUNCIL OF JUVENILE AND FAMILY COURT JUDGES
2008 CLAIBORNE COUNTY JUVENILE COURT STATISTICAL DATA**

Formal and Informal Actions by Type of Offense, Race and Sex for CY 2008

	White Male	African American Male	Other Race Male	White Female	African American Female	Other Race Female	Unknown Race or Sex	Total
<u>Special Proceedings</u>								
Special Proceeding	15	0	0	14	0	0	2	31
Review Concluded	6	0	0	4	0	0	2	12
Retired / Nolle Prosequi	1	0	0	1	0	0	1	3
Dismissed	1	0	0	1	0	0	0	2
Complaint Substantiated Dependent/Neglect	1	0	0	1	0	0	0	2
Complaint Substantiated Status Offender	0	0	0	1	0	0	0	1
Charges Cleared by Transfer to Adult Court	1	0	0	0	0	0	0	1
Complaint Substantiated Delinquent	0	0	0	0	0	0	0	0
Complaint Substantiated Abused	0	0	0	0	0	0	0	0
Complaint Substantiated Mentally Ill	0	0	0	0	0	0	0	0
Informal Adjustment	0	0	0	0	0	0	0	0
Pretrial Diversion	0	0	0	0	0	0	0	0
Transfer to Adult Court Hearing	0	0	0	0	0	0	0	0
Case Held Open	0	0	0	0	0	0	0	0
Unknown	0	0	0	0	0	0	0	0
Other	0	0	0	0	0	0	0	0
Totals	25	0	0	22	0	0	5	52
<u>Other</u>								
Other	3	0	0	2	0	0	0	5
Complaint Substantiated Delinquent	2	1	0	0	0	0	0	3
Special Proceeding	0	0	0	1	0	0	0	1
Dismissed	0	0	0	0	0	0	0	0
Retired / Nolle Prosequi	0	0	0	0	0	0	0	0
Complaint Substantiated Status Offender	0	0	0	0	0	0	0	0
Complaint Substantiated Dependent/Neglect	0	0	0	0	0	0	0	0
Complaint Substantiated Abused	0	0	0	0	0	0	0	0
Complaint Substantiated Mentally Ill	0	0	0	0	0	0	0	0
Informal Adjustment	0	0	0	0	0	0	0	0
Pretrial Diversion	0	0	0	0	0	0	0	0
Transfer to Adult Court Hearing	0	0	0	0	0	0	0	0
Charges Cleared by Transfer to Adult Court	0	0	0	0	0	0	0	0
Review Concluded	0	0	0	0	0	0	0	0
Case Held Open	0	0	0	0	0	0	0	0
Unknown	0	0	0	0	0	0	0	0
Totals	5	1	0	3	0	0	0	9
All Action Totals	267	5	7	157	1	6	15	458

**TENNESSEE COUNCIL OF JUVENILE AND FAMILY COURT JUDGES
2008 CLAIBORNE COUNTY JUVENILE COURT STATISTICAL DATA**

Formal and Informal Actions by Class of Referral, Race and Sex for CY 2008

	White Male	African American Male	Other Race Male	White Female	African American Female	Other Race Female	Unknown Race or Sex	Total
<u>Offenses Against Persons</u>								
Complaint Substantiated Delinquent	13	1	0	2	0	0	0	16
Dismissed	3	0	0	2	0	0	0	5
Pretrial Diversion	1	0	0	2	0	0	0	3
Retired / Nolle Prosequi	1	0	0	1	0	0	0	2
Complaint Substantiated Status Offender	0	0	0	1	0	0	0	1
Case Held Open	1	0	0	0	0	0	0	1
Other	1	0	0	0	0	0	0	1
Complaint Substantiated Dependent/Neglect	0	0	0	0	0	0	0	0
Complaint Substantiated Abused	0	0	0	0	0	0	0	0
Complaint Substantiated Mentally Ill	0	0	0	0	0	0	0	0
Informal Adjustment	0	0	0	0	0	0	0	0
Transfer to Adult Court Hearing	0	0	0	0	0	0	0	0
Charges Cleared by Transfer to Adult Court	0	0	0	0	0	0	0	0
Special Proceeding	0	0	0	0	0	0	0	0
Review Concluded	0	0	0	0	0	0	0	0
Unknown	0	0	0	0	0	0	0	0
Totals	20	1	0	8	0	0	0	29

<u>Offenses Against Property</u>								
Complaint Substantiated Delinquent	13	0	0	2	0	0	0	15
Pretrial Diversion	3	0	1	1	0	0	0	5
Other	3	0	0	1	0	0	1	5
Dismissed	3	0	0	0	0	0	0	3
Retired / Nolle Prosequi	0	0	0	1	0	0	0	1
Complaint Substantiated Status Offender	0	0	0	0	0	0	0	0
Complaint Substantiated Dependent/Neglect	0	0	0	0	0	0	0	0
Complaint Substantiated Abused	0	0	0	0	0	0	0	0
Complaint Substantiated Mentally Ill	0	0	0	0	0	0	0	0
Informal Adjustment	0	0	0	0	0	0	0	0
Transfer to Adult Court Hearing	0	0	0	0	0	0	0	0
Charges Cleared by Transfer to Adult Court	0	0	0	0	0	0	0	0
Special Proceeding	0	0	0	0	0	0	0	0
Review Concluded	0	0	0	0	0	0	0	0
Case Held Open	0	0	0	0	0	0	0	0
Unknown	0	0	0	0	0	0	0	0
Totals	22	0	1	5	0	0	1	29

**TENNESSEE COUNCIL OF JUVENILE AND FAMILY COURT JUDGES
2008 CLAIBORNE COUNTY JUVENILE COURT STATISTICAL DATA**

Formal and Informal Actions by Class of Referral, Race and Sex for CY 2008

	White Male	African American Male	Other Race Male	White Female	African American Female	Other Race Female	Unknown Race or Sex	Total
<u>Illegal Conduct</u>								
Dismissed	32	3	2	7	0	0	0	44
Complaint Substantiated Delinquent	28	0	0	7	0	2	2	39
Pretrial Diversion	7	0	1	4	0	0	3	15
Other	3	0	0	1	0	0	0	4
Retired / Nolle Prosequi	2	0	0	0	0	1	0	3
Case Held Open	2	0	0	0	0	0	1	3
Complaint Substantiated Status Offender	1	0	0	1	0	0	0	2
Complaint Substantiated Dependent/Neglect	0	0	0	1	0	0	0	1
Complaint Substantiated Abused	0	0	0	0	0	0	0	0
Complaint Substantiated Mentally Ill	0	0	0	0	0	0	0	0
Informal Adjustment	0	0	0	0	0	0	0	0
Transfer to Adult Court Hearing	0	0	0	0	0	0	0	0
Charges Cleared by Transfer to Adult Court	0	0	0	0	0	0	0	0
Special Proceeding	0	0	0	0	0	0	0	0
Review Concluded	0	0	0	0	0	0	0	0
Unknown	0	0	0	0	0	0	0	0
Totals	75	3	3	21	0	3	6	111

Status Offenses

Complaint Substantiated Status Offender	51	0	0	36	1	0	1	89
Dismissed	11	0	0	7	0	0	0	18
Retired / Nolle Prosequi	2	0	0	4	0	3	0	9
Review Concluded	5	0	0	2	0	0	0	7
Case Held Open	3	0	0	1	0	0	1	5
Special Proceeding	2	0	0	1	0	0	0	3
Pretrial Diversion	1	0	0	1	0	0	0	2
Complaint Substantiated Dependent/Neglect	1	0	0	0	0	0	0	1
Complaint Substantiated Delinquent	0	0	0	0	0	0	0	0
Complaint Substantiated Abused	0	0	0	0	0	0	0	0
Complaint Substantiated Mentally Ill	0	0	0	0	0	0	0	0
Informal Adjustment	0	0	0	0	0	0	0	0
Transfer to Adult Court Hearing	0	0	0	0	0	0	0	0
Charges Cleared by Transfer to Adult Court	0	0	0	0	0	0	0	0
Unknown	0	0	0	0	0	0	0	0
Other	0	0	0	0	0	0	0	0
Totals	76	0	0	52	1	3	2	134

**TENNESSEE COUNCIL OF JUVENILE AND FAMILY COURT JUDGES
2008 CLAIBORNE COUNTY JUVENILE COURT STATISTICAL DATA**

Formal and Informal Actions by Class of Referral, Race and Sex for CY 2008

	White Male	African American Male	Other Race Male	White Female	African American Female	Other Race Female	Unknown Race or Sex	Total
<u>Dependency/Neglect</u>								
Complaint Substantiated Dependent/Neglect	38	0	3	41	0	0	1	83
Special Proceeding	3	0	0	1	0	0	0	4
Case Held Open	3	0	0	1	0	0	0	4
Dismissed	0	0	0	1	0	0	0	1
Retired / Nolle Prosequi	0	0	0	1	0	0	0	1
Complaint Substantiated Delinquent	0	0	0	0	0	0	0	0
Complaint Substantiated Status Offender	0	0	0	0	0	0	0	0
Complaint Substantiated Abused	0	0	0	0	0	0	0	0
Complaint Substantiated Mentally Ill	0	0	0	0	0	0	0	0
Informal Adjustment	0	0	0	0	0	0	0	0
Pretrial Diversion	0	0	0	0	0	0	0	0
Transfer to Adult Court Hearing	0	0	0	0	0	0	0	0
Charges Cleared by Transfer to Adult Court	0	0	0	0	0	0	0	0
Review Concluded	0	0	0	0	0	0	0	0
Unknown	0	0	0	0	0	0	0	0
Other	0	0	0	0	0	0	0	0
Totals	44	0	3	45	0	0	1	93

Other Violation Proceedings

Complaint Substantiated Delinquent	0	0	0	1	0	0	0	1
Dismissed	0	0	0	0	0	0	0	0
Retired / Nolle Prosequi	0	0	0	0	0	0	0	0
Complaint Substantiated Status Offender	0	0	0	0	0	0	0	0
Complaint Substantiated Dependent/Neglect	0	0	0	0	0	0	0	0
Complaint Substantiated Abused	0	0	0	0	0	0	0	0
Complaint Substantiated Mentally Ill	0	0	0	0	0	0	0	0
Informal Adjustment	0	0	0	0	0	0	0	0
Pretrial Diversion	0	0	0	0	0	0	0	0
Transfer to Adult Court Hearing	0	0	0	0	0	0	0	0
Charges Cleared by Transfer to Adult Court	0	0	0	0	0	0	0	0
Special Proceeding	0	0	0	0	0	0	0	0
Review Concluded	0	0	0	0	0	0	0	0
Case Held Open	0	0	0	0	0	0	0	0
Unknown	0	0	0	0	0	0	0	0
Other	0	0	0	0	0	0	0	0
Totals	0	0	0	1	0	0	0	1

**TENNESSEE COUNCIL OF JUVENILE AND FAMILY COURT JUDGES
2008 CLAIBORNE COUNTY JUVENILE COURT STATISTICAL DATA**

Formal and Informal Actions by Class of Referral, Race and Sex for CY 2008

	White Male	African American Male	Other Race Male	White Female	African American Female	Other Race Female	Unknown Race or Sex	Total
<u>Parentage</u>								
Special Proceeding	12	0	0	10	0	0	2	24
Dismissed	1	0	0	0	0	0	0	1
Retired / Nolle Prosequi	0	0	0	1	0	0	0	1
Complaint Substantiated Dependent/Neglect	0	0	0	1	0	0	0	1
Complaint Substantiated Delinquent	0	0	0	0	0	0	0	0
Complaint Substantiated Status Offender	0	0	0	0	0	0	0	0
Complaint Substantiated Abused	0	0	0	0	0	0	0	0
Complaint Substantiated Mentally Ill	0	0	0	0	0	0	0	0
Informal Adjustment	0	0	0	0	0	0	0	0
Pretrial Diversion	0	0	0	0	0	0	0	0
Transfer to Adult Court Hearing	0	0	0	0	0	0	0	0
Charges Cleared by Transfer to Adult Court	0	0	0	0	0	0	0	0
Review Concluded	0	0	0	0	0	0	0	0
Case Held Open	0	0	0	0	0	0	0	0
Unknown	0	0	0	0	0	0	0	0
Other	0	0	0	0	0	0	0	0
Totals	13	0	0	12	0	0	2	27

Special Proceedings

Review Concluded	6	0	0	4	0	0	2	12
Special Proceeding	3	0	0	4	0	0	0	7
Retired / Nolle Prosequi	1	0	0	0	0	0	1	2
Dismissed	0	0	0	1	0	0	0	1
Complaint Substantiated Status Offender	0	0	0	1	0	0	0	1
Complaint Substantiated Dependent/Neglect	1	0	0	0	0	0	0	1
Charges Cleared by Transfer to Adult Court	1	0	0	0	0	0	0	1
Complaint Substantiated Delinquent	0	0	0	0	0	0	0	0
Complaint Substantiated Abused	0	0	0	0	0	0	0	0
Complaint Substantiated Mentally Ill	0	0	0	0	0	0	0	0
Informal Adjustment	0	0	0	0	0	0	0	0
Pretrial Diversion	0	0	0	0	0	0	0	0
Transfer to Adult Court Hearing	0	0	0	0	0	0	0	0
Case Held Open	0	0	0	0	0	0	0	0
Unknown	0	0	0	0	0	0	0	0
Other	0	0	0	0	0	0	0	0
Totals	12	0	0	10	0	0	3	25

**TENNESSEE COUNCIL OF JUVENILE AND FAMILY COURT JUDGES
2008 CLAIBORNE COUNTY JUVENILE COURT STATISTICAL DATA**

Formal and Informal Actions by Class of Referral, Race and Sex for CY 2008

	White Male	African American Male	Other Race Male	White Female	African American Female	Other Race Female	Unknown Race or Sex	Total
<u>Other</u>								
Other	3	0	0	2	0	0	0	5
Complaint Substantiated Delinquent	2	1	0	0	0	0	0	3
Special Proceeding	0	0	0	1	0	0	0	1
Dismissed	0	0	0	0	0	0	0	0
Retired / Nolle Prosequi	0	0	0	0	0	0	0	0
Complaint Substantiated Status Offender	0	0	0	0	0	0	0	0
Complaint Substantiated Dependent/Neglect	0	0	0	0	0	0	0	0
Complaint Substantiated Abused	0	0	0	0	0	0	0	0
Complaint Substantiated Mentally Ill	0	0	0	0	0	0	0	0
Informal Adjustment	0	0	0	0	0	0	0	0
Pretrial Diversion	0	0	0	0	0	0	0	0
Transfer to Adult Court Hearing	0	0	0	0	0	0	0	0
Charges Cleared by Transfer to Adult Court	0	0	0	0	0	0	0	0
Review Concluded	0	0	0	0	0	0	0	0
Case Held Open	0	0	0	0	0	0	0	0
Unknown	0	0	0	0	0	0	0	0
Totals	5	1	0	3	0	0	0	9
All Action Totals	267	5	7	157	1	6	15	458

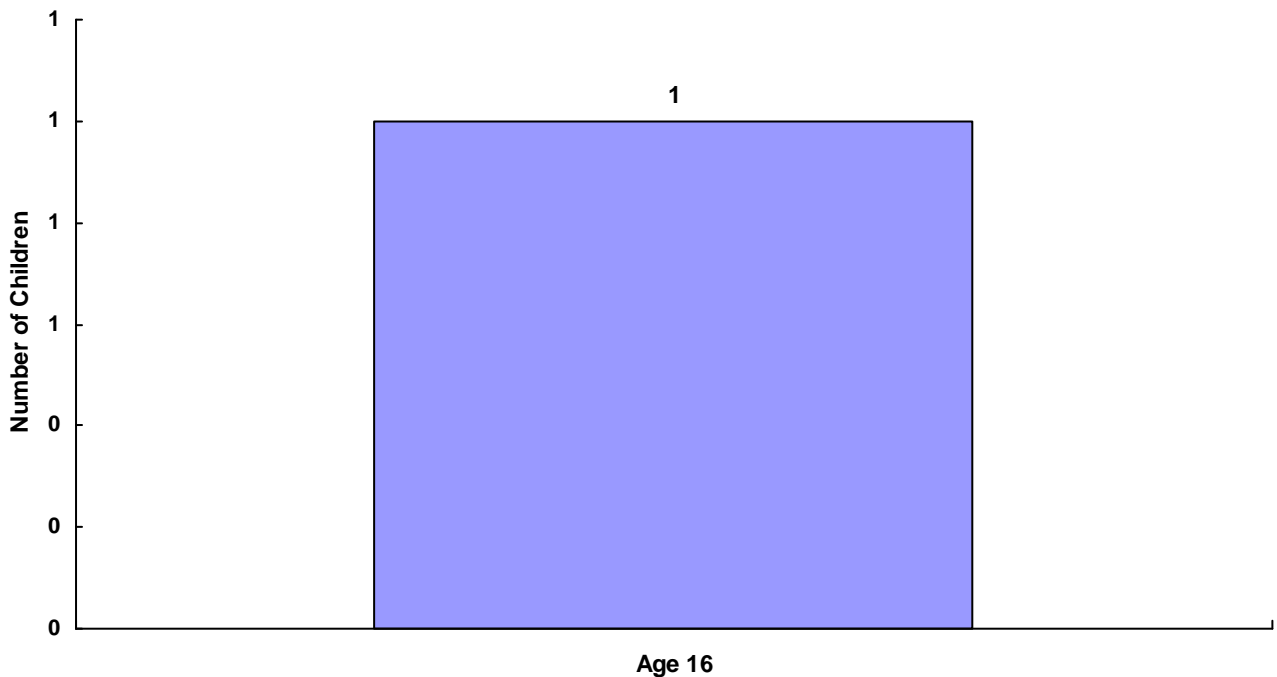
**TENNESSEE COUNCIL OF JUVENILE AND FAMILY COURT JUDGES
2008 CLAIBORNE COUNTY JUVENILE COURT STATISTICAL DATA**

Children Transferred to Adult Court by Age at Disposition Date, Race and Sex for CY 2008

Total Children = 319

	White Male	African American Male	Other Race Male	White Female	African American Female	Other Race Female	Unknown Race or Sex	Total	% of All Children Referred
Age Under 1	0	0	0	0	0	0	0	0	0.00%
Age 1	0	0	0	0	0	0	0	0	0.00%
Age 2	0	0	0	0	0	0	0	0	0.00%
Age 3	0	0	0	0	0	0	0	0	0.00%
Age 4	0	0	0	0	0	0	0	0	0.00%
Age 5	0	0	0	0	0	0	0	0	0.00%
Age 6	0	0	0	0	0	0	0	0	0.00%
Age 7	0	0	0	0	0	0	0	0	0.00%
Age 8	0	0	0	0	0	0	0	0	0.00%
Age 9	0	0	0	0	0	0	0	0	0.00%
Age 10	0	0	0	0	0	0	0	0	0.00%
Age 11	0	0	0	0	0	0	0	0	0.00%
Age 12	0	0	0	0	0	0	0	0	0.00%
Age 13	0	0	0	0	0	0	0	0	0.00%
Age 14	0	0	0	0	0	0	0	0	0.00%
Age 15	0	0	0	0	0	0	0	0	0.00%
Age 16	1	0	0	0	0	0	0	1	0.31%
Age 17	0	0	0	0	0	0	0	0	0.00%
Age 18	0	0	0	0	0	0	0	0	0.00%
Age 19 and Over	0	0	0	0	0	0	0	0	0.00%
Totals	1	0	0	0	0	0	0	1	

Total Children Transferred to Adult Court



**TENNESSEE COUNCIL OF JUVENILE AND FAMILY COURT JUDGES
2008 CLAIBORNE COUNTY JUVENILE COURT STATISTICAL DATA**

Outcomes by Type Of Disposition, Race and Sex for CY 2008

	White Male	African American Male	Other Race Male	White Female	African American Female	Other Race Female	Unknown Race or Sex	Total
<u>General Action Codes</u>								
Held Open For Review	42	0	1	35	0	2	3	83
Case Retired or Nolle Prosequi	29	0	0	23	1	4	2	59
Placement with Relative / Other Individual	29	0	2	27	0	0	0	58
Public Service	43	1	0	12	0	0	0	56
Case Dismissed	39	1	2	12	0	0	1	55
No Contact Order	30	0	1	19	1	1	1	53
Fine	33	0	2	13	0	0	1	49
Referred for Alcohol and Drug Counseling	34	0	1	7	0	1	1	44
Referred for Mental Health Counseling	26	0	1	10	0	0	0	37
Referral to Another Entity for Superv/Servc	23	0	1	4	0	1	2	31
Referred to Defensive Driving School	12	0	0	4	0	0	0	16
Referred to Private Child Agency	9	0	1	5	0	0	0	15
Dismissed from Pretrial Diversion	8	0	0	5	0	0	2	15
Restitution	12	1	1	0	0	0	0	14
Referral to Juvenile Court Educ-Based Pgm	11	0	0	0	0	0	0	11
Referred to Alternative School	6	0	0	2	0	0	1	9
Court Defined Curfew	4	1	0	1	0	0	0	6
Supervision / Probation to Juvenile Court	5	0	0	0	0	0	0	5
House Arrest	3	0	0	1	0	1	0	5
Released from Probation	4	0	0	0	0	0	1	5
Private Mental Health Placement	3	0	0	1	0	0	0	4
Runaway Returned	0	0	0	2	0	1	0	3
Warned / Counseled	1	0	0	1	0	0	0	2
Placement with City/Cnty Agcy/Facility	1	0	0	0	0	0	0	1
Probation to Parents	0	0	0	0	0	0	0	0
Referred to Alcohol Safety School	0	0	0	0	0	0	0	0
Driver's License Held Informally	0	0	0	0	0	0	0	0
Voluntary Placement with DMHMR	0	0	0	0	0	0	0	0
Private MR Placement	0	0	0	0	0	0	0	0
Injunction Other than No Contact Order	0	0	0	0	0	0	0	0
Dismissed from Informal Adjustment	0	0	0	0	0	0	0	0
Totals	407	4	13	184	2	11	15	636

**TENNESSEE COUNCIL OF JUVENILE AND FAMILY COURT JUDGES
2008 CLAIBORNE COUNTY JUVENILE COURT STATISTICAL DATA**

Outcomes by Type Of Disposition, Race and Sex for CY 2008

	White Male	African American Male	Other Race Male	White Female	African American Female	Other Race Female	Unknown Race or Sex	Total
<u>Formal Action Codes</u>								
Supervision by DCS	69	0	2	65	1	1	2	140
DCS Commitment - Custody	11	0	1	17	0	1	1	31
DCS Probation	11	1	0	3	0	0	0	15
Other Intensive Probation	5	0	0	2	0	0	0	7
Transfer to Another Juvenile Court for Dispo	3	0	0	2	0	0	0	5
Placed Under a Valid Court Order	1	0	0	1	0	0	0	2
Transferred to Adult Court	1	0	0	0	0	0	0	1
DMHMR Involuntary Commitment	0	0	0	0	0	1	0	1
DCS Commitment - Determinate	1	0	0	0	0	0	0	1
DCS Intensive Probation	0	0	0	0	0	0	1	1
DCS Commitment - Suspended	0	0	0	0	0	0	0	0
Parental Rights Terminated	0	0	0	0	0	0	0	0
Parental Rights Not Terminated	0	0	0	0	0	0	0	0
Totals	102	1	3	90	1	3	4	204

Special Proceedings

Custody Changed	58	0	3	55	1	1	3	121
Court Costs	58	1	2	17	0	1	2	81
Visitation Changed	11	0	0	5	0	0	0	16
Custody Unchanged	1	0	0	3	0	0	0	4
Child Support Granted	2	0	0	1	0	0	0	3
Foster Care Continued	0	0	0	0	0	0	1	1
Order of Reference to DCS	0	0	0	0	0	0	0	0
Foster Care Terminated	0	0	0	0	0	0	0	0
Visitation Unchanged	0	0	0	0	0	0	0	0
Voluntary Acknowledgement of Paternity	0	0	0	0	0	0	0	0
Paternity Determined / Child Legitimated	0	0	0	0	0	0	0	0
Paternity Not Determ/Child Not Legitimated	0	0	0	0	0	0	0	0
Child Support Amended	0	0	0	0	0	0	0	0
Child Support Denied	0	0	0	0	0	0	0	0
Child Support Terminated	0	0	0	0	0	0	0	0
Request for Medical Treatment Granted	0	0	0	0	0	0	0	0
Request for Medical Treatment Denied	0	0	0	0	0	0	0	0
Consent to Marry Granted	0	0	0	0	0	0	0	0
Consent to Marry Denied	0	0	0	0	0	0	0	0
Totals	130	1	5	81	1	2	6	226


Other Outcome Codes

Other	11	0	0	5	0	0	1	17
Totals	11	0	0	5	0	0	1	17

All Outcome Totals	650	6	21	360	4	16	26	1,083
---------------------------	------------	----------	-----------	------------	----------	-----------	-----------	--------------

TENNESSEE COUNCIL OF JUVENILE AND FAMILY COURT JUDGES
2008 CLAIBORNE COUNTY JUVENILE COURT STATISTICAL DATA

Breakdown of Referrals by Court Personnel Executing the Action in CY 2008



	Referrals	% of Referrals
Judge	458	100.00%
Referee	0	0.00%
YSO	0	0.00%
Other	0	0.00%
Total	458	100.00%