

2008

State of Tennessee

Annual Juvenile Court Statistical Report

Cocke County Breakdown

TABLE OF CONTENTS

Report Numbers Listed Below are shown at the Bottom of each Report, followed by the Report Page Number

	Report Number
Juvenile Court Referral Process	
Chart – The Juvenile Court Referral Process	1
Chart – Delinquent, Dependent/Neglect/Abuse, and Status/Unruly Referrals	2
Chart – Referrals by Type of Offense	3
Chart – Referrals for Status/Unruly Offenses	4
Children and Referral Counts by Race and Sex	
Table – Children with Delinquent Referrals by Race and Sex	5
Table – Children with Status/Unruly Referrals by Race and Sex	5
Table – Children with Dependency/Neglect/Abuse Allegations by Race and Sex	5
Table – Referrals Delinquent Referrals by Race and Sex	6
Table – Referrals Status/Unruly Referrals by Race and Sex	6
Table – Referrals Dependency/Neglect/Abuse Allegations by Race and Sex	6
Table/Chart – Referrals by Age Group, Race and Sex	7
Table/Chart – Children Referred by Age, Race and Sex	8
Table/Chart – Children Referred by Race and Sex	9
Table/Chart – Children of Hispanic Origin by Race and Sex	10
Table – Referrals by Type of Offense, Age Group, Race and Sex	11
Living Arrangement of the Child at Time of Referral	
Table/Chart – Living Arrangement at Time of Referral by Race and Sex	12
School Status of Individual Children at Time of Referral to Juvenile Court	
Table – Last Grade Completed by Children by Race and Sex	13
Table – Children Enrolled in School	13
Table – Children Enrolled in Special Education	13
Referral Information by Race, Sex and Class of Referral/Offense	
Table/Chart – Class of Referrals by Race and Sex	14
Table - Referrals by Class and Type of Offense by Race and Sex	15
Referral Reasons by Type, Race and Sex	
Table – Referral Reasons by Type of Offense, Race and Sex	16
Table – Top 4 Referral Reasons by Sex and Race	17
Table – Top 4 Referral Reasons by Sex, Race and Type of Offense	18
Source of Referrals to the Juvenile Court	
Table – Source of Referrals by Race and Sex	19
Table – Six Most Frequent Referral Reasons by Source, Race and Sex	20
Table – Source of Referrals by Type of Offense, Race and Sex	21
Children Referred with Weapons Charges	
Table/Chart – Children Referred for Unlawful Carrying/Possession of a Weapon by Age, Race and Sex	22
Table/Chart – Children Referred for Carrying Weapons on School Property	23
Intake Actions at Referral	
Table/Chart – Intake Actions at Referral by Race and Sex	24
Table/Chart – Intake Actions of Referrals by Class of Offense, Race and Sex	25

TABLE OF CONTENTS


Report Numbers Listed Below are shown at the Bottom of each Report, followed by the Report Page Number

	Report Number
Detention Statistics at Referral	
Table – Detention Statistics at Referral by Individual Child by Race and Sex	26
Table – Detention Statistics at Referral by Individual Case	26
Table – Placement After Secure Detention Hearing by Individual Child by Race and Sex	27
Table – Placement After Secure Detention Hearing by Individual Case	27
Dispositional Procedures	
Table – Procedures used to Dispose or Adjust All Referrals	28
Table – Referrals Disposed by Formal Adjudicatory Proceedings	28
Table – Referrals Disposed by Other Actions	28
Formal and Informal Actions	
Table/Chart – Formal and Informal Actions by Race and Sex	29
Table – Formal and Informal Actions by Type of Offense, Race and Sex	30
Table – Formal and Informal Actions by Class of Referral, Race and Sex	31
Children Transferred to Adult Court	
Table/Chart – Children Transferred to Adult Court by Age, Race and Sex	32
Outcomes by Type of Disposition	
Table – Outcomes by Type of Disposition, Race and Sex	33
Juvenile Court Referrals Disposed County-Wide Based on Number of Referrals	
Table/Chart – Breakdown of Referrals by Court Personnel Executing the Action	34

**TENNESSEE COUNCIL OF JUVENILE AND FAMILY COURT JUDGES
2008 COCKE COUNTY JUVENILE COURT STATISTICAL DATA**

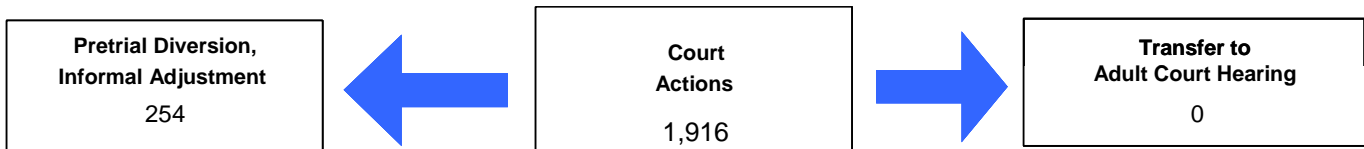
The Juvenile Court Referral Process for CY 2008

Delinquent 391	Status 249	Dependency and Neglect 268	Other Violations 1	Special Proceedings 321	Parentage 484	Other 202
--------------------------	----------------------	--------------------------------------	------------------------------	-----------------------------------	-------------------------	---------------------



Parents, Victims, School, Relatives, State Dept, etc.
1,578

Law Enforcement
338



Formal Adjudications
749



Juvenile Court System Outcomes / Dispositions
3,053

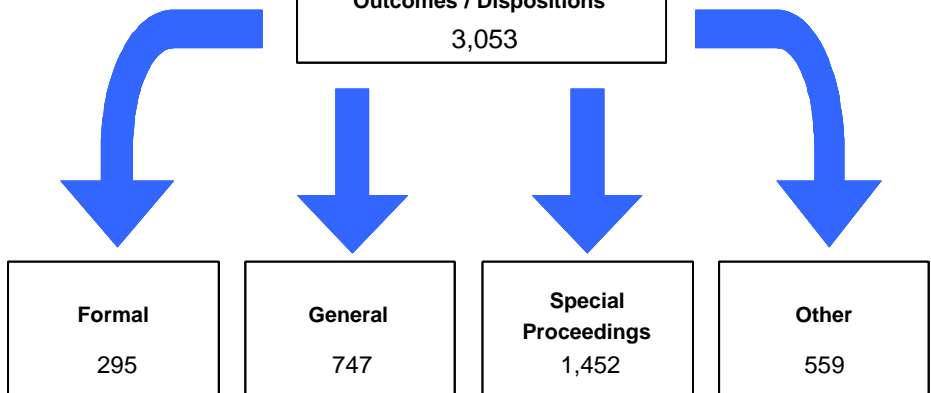
Charges Cleared By Transfer to Adult Court
0

Special Proceeding
14

Review Concluded
401

Case Held Open
4

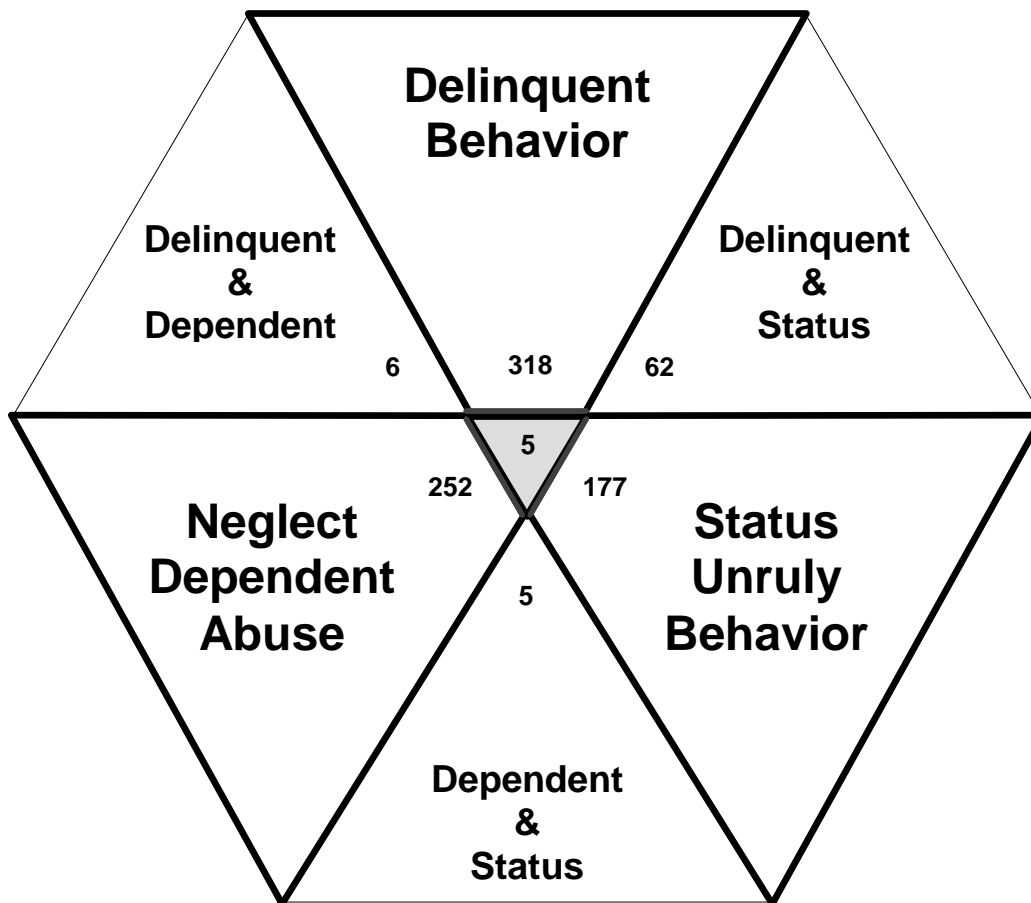
Other
494



**TENNESSEE COUNCIL OF JUVENILE AND FAMILY COURT JUDGES
2008 COCKE COUNTY JUVENILE COURT STATISTICAL DATA**

Delinquent, Dependent/Neglect/Abuse, and Status/Unruly Referrals for CY 2008

Total = 825



The remaining referrals are for:
Custody, Visitation, Paternity/Legitimation, Child Support,
Special Procedures and Other Referrals

Each child may be counted
in more than one category

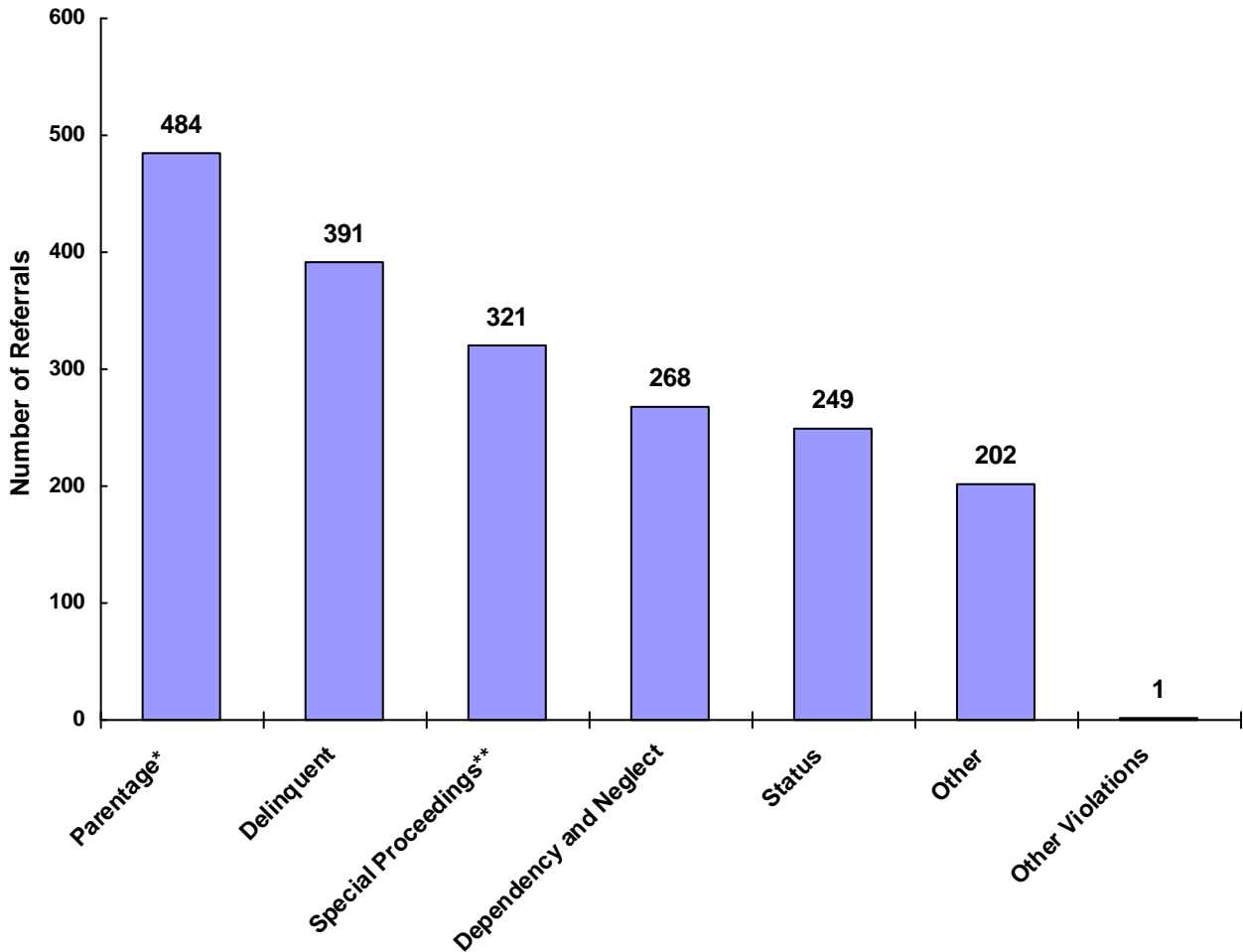
Total number of individual children for ALL referrals
disposed by juvenile courts during CY 2008 equals
1,047

Children can have referrals in multiple categories. The drawing above shows that in the year 2008 there were 318 referrals to Cocke County Juvenile Court for children with only delinquent offenses, 177 for those with only status/unruly behavior, and 252 for children with neglect, dependent or abuse referrals during the calendar year. There were 62 referrals for children that had a delinquent AND a status/unruly referral. There were 6 referrals for children with both delinquent behavior AND a neglect, dependent or abuse allegation. There were 5 referrals for children that had both a status/unruly referral AND a neglect, dependent or abuse allegation. Also, there were 5 referrals for children that had a delinquent referral, a status/unruly referral AND a neglect, dependent or abuse allegation.

**TENNESSEE COUNCIL OF JUVENILE AND FAMILY COURT JUDGES
2008 COCKE COUNTY JUVENILE COURT STATISTICAL DATA**

Referrals by Type of Offense in CY 2008

Total Referrals = 1,916



* Parentage includes: Custody, Visitation, Paternity/Legitimation and Child Support

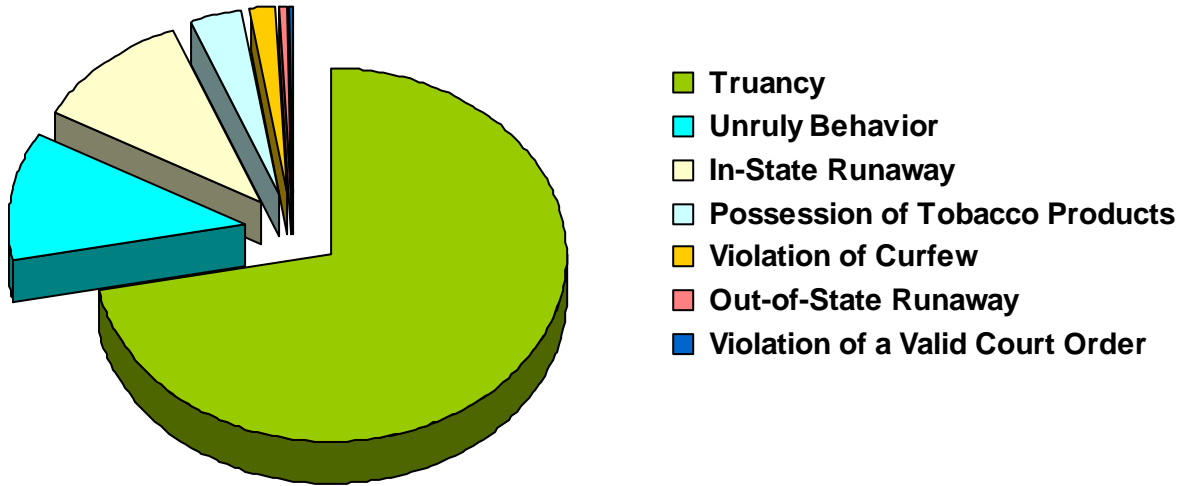
**Special Proceedings include: Judicial Review, Administrative Review, Foster Care Review, Request for Medical Treatment and Consent to Marry

Information from the Juvenile Court represents a total of 1,047 children and 1,860 cases that were reported to the TCJFCJ.

A Status offense is an offense committed by a child that if committed by an adult, would not be considered an offense or unlawful act. An example of this is smoking when not legally an adult.

**TENNESSEE COUNCIL OF JUVENILE AND FAMILY COURT JUDGES
2008 COCKE COUNTY JUVENILE COURT STATISTICAL DATA**

**Referrals for Status/Unruly Offenses in CY 2008
Total Status/Unruly Referrals = 249**



Referral Reason	Count	Percent
Truancy	179	71.89%
Unruly Behavior	28	11.24%
In-State Runaway	27	10.84%
Possession of Tobacco Products	9	3.61%
Violation of Curfew	4	1.61%
Violation of a Valid Court Order	1	0.40%
Out-of-State Runaway	1	0.40%
Total	249	

**TENNESSEE COUNCIL OF JUVENILE AND FAMILY COURT JUDGES
2008 COCKE COUNTY JUVENILE COURT STATISTICAL DATA**

Children* with Delinquent Referrals by Race and Sex for CY 2008

	White	African American	Native American	Asian	Mixed Race	Unknown Race	Total
Male	179	4	0	0	0	4	187
Female	102	3	0	0	0	0	105
Unknown Sex	1	0	0	0	0	0	1
Totals	282	7	0	0	0	4	293

Children* with Status/Unruly Referrals by Race and Sex for CY 2008

	White	African American	Native American	Asian	Mixed Race	Unknown Race	Total
Male	98	1	0	0	1	2	102
Female	105	2	0	0	0	0	107
Unknown Sex	0	0	0	0	0	0	
Totals	203	3	0	0	1	2	209

Children* with Dependency/Neglect/Abuse Allegations by Race and Sex for CY 2008

	White	African American	Native American	Asian	Mixed Race	Unknown Race	Total
Male	82	2	0	0	2	1	87
Female	68	2	0	0	0	0	70
Unknown Sex	0	0	0	0	0	0	
Totals	150	4	0	0	2	1	157

* A child may be counted in more than one category

**TENNESSEE COUNCIL OF JUVENILE AND FAMILY COURT JUDGES
2008 COCKE COUNTY JUVENILE COURT STATISTICAL DATA**

Delinquent Referrals by Race and Sex for CY 2008

	White	African American	Native American	Asian	Mixed Race	Unknown Race	Total
Male	237	4	0	0	0	7	248
Female	139	3	0	0	0	0	142
Unknown Sex	1	0	0	0	0	0	1
Totals	377	7	0	0	0	7	391

Status/Unruly Referrals by Race and Sex for CY 2008

	White	African American	Native American	Asian	Mixed Race	Unknown Race	Total
Male	117	1	0	0	2	2	122
Female	125	2	0	0	0	0	127
Unknown Sex	0	0	0	0	0	0	0
Totals	242	3	0	0	2	2	249

Dependency/Neglect/Abuse Allegations by Race and Sex for CY 2008

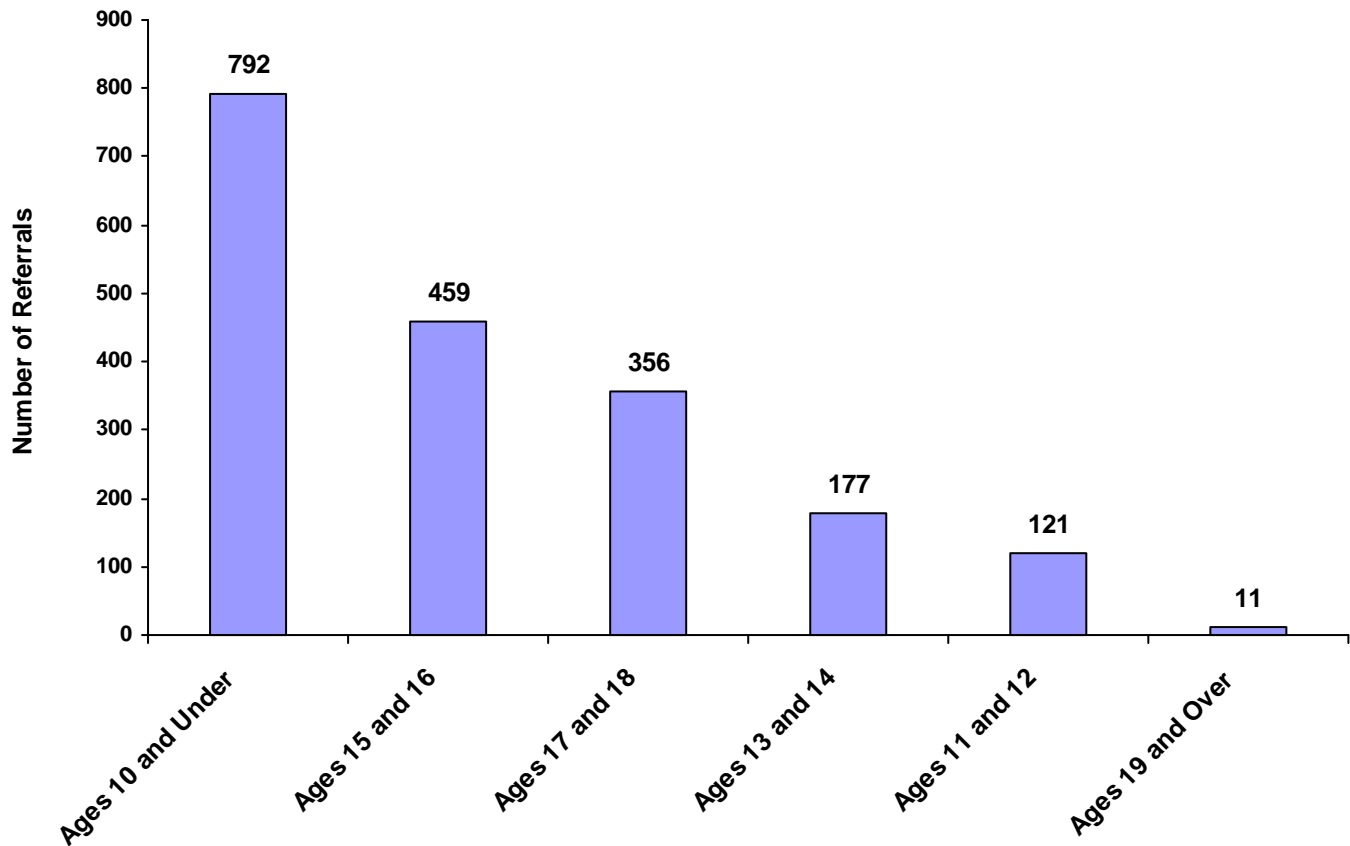
	White	African American	Native American	Asian	Mixed Race	Unknown Race	Total
Male	146	4	0	0	2	2	154
Female	110	4	0	0	0	0	114
Unknown Sex	0	0	0	0	0	0	0
Totals	256	8	0	0	2	2	268

**TENNESSEE COUNCIL OF JUVENILE AND FAMILY COURT JUDGES
2008 COCKE COUNTY JUVENILE COURT STATISTICAL DATA**

Referrals by Age Group, Race and Sex for CY 2008

	White Male	African American Male	Other Race Male	White Female	African American Female	Other Race Female	Unknown Race or Sex	Total	% of Total Referrals
Birth through Age 10	417	22	11	302	11	7	22	792	41.34%
Ages 11 and 12	67	2	5	45	1	0	1	121	6.32%
Ages 13 and 14	80	3	1	84	2	4	3	177	9.24%
Ages 15 and 16	214	5	0	219	4	3	14	459	23.96%
Ages 17 and 18	193	4	0	149	5	1	4	356	18.58%
Ages 19 and Over	5	0	0	6	0	0	0	11	0.57%
All Age Group Totals	976	36	17	805	23	15	44	1,916	

Total Referrals by Age Group

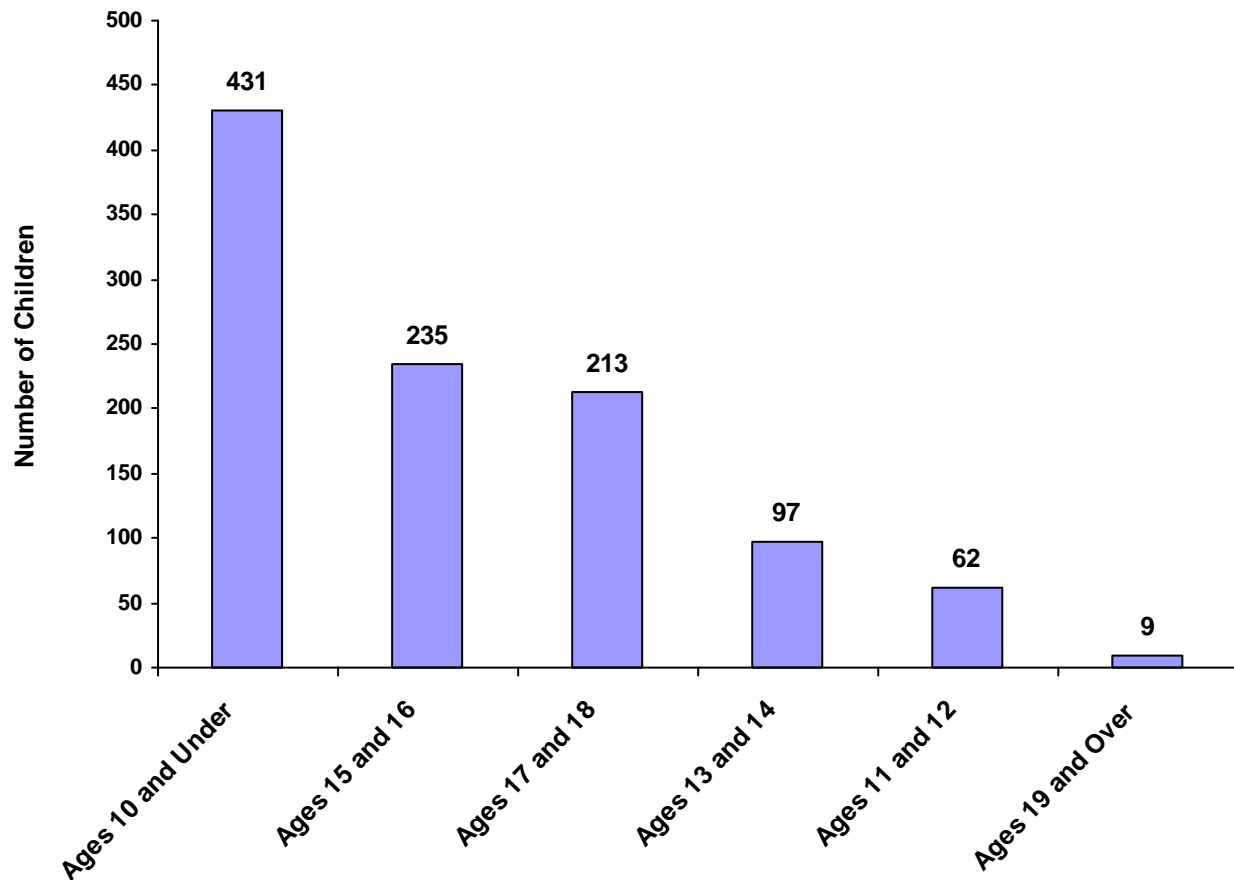


**TENNESSEE COUNCIL OF JUVENILE AND FAMILY COURT JUDGES
2008 COCKE COUNTY JUVENILE COURT STATISTICAL DATA**

Children Referred by Age Group, Race and Sex for CY 2008

	White Male	African American Male	Other Race Male	White Female	African American Female	Other Race Female	Unknown Race or Sex	Total	% of All Children Referred
Ages 10 and Under	217	8	6	174	8	6	12	431	41.17%
Ages 11 through 12	29	1	2	28	1	0	1	62	5.92%
Ages 13 through 14	52	2	1	34	2	3	3	97	9.26%
Ages 15 through 16	113	4	0	107	3	1	7	235	22.45%
Ages 17 through 18	114	3	0	92	2	1	1	213	20.34%
Ages 19 and Over	4	0	0	5	0	0	0	9	0.86%
Total	529	18	9	440	16	11	24	1,047	

Total Children by Age Group

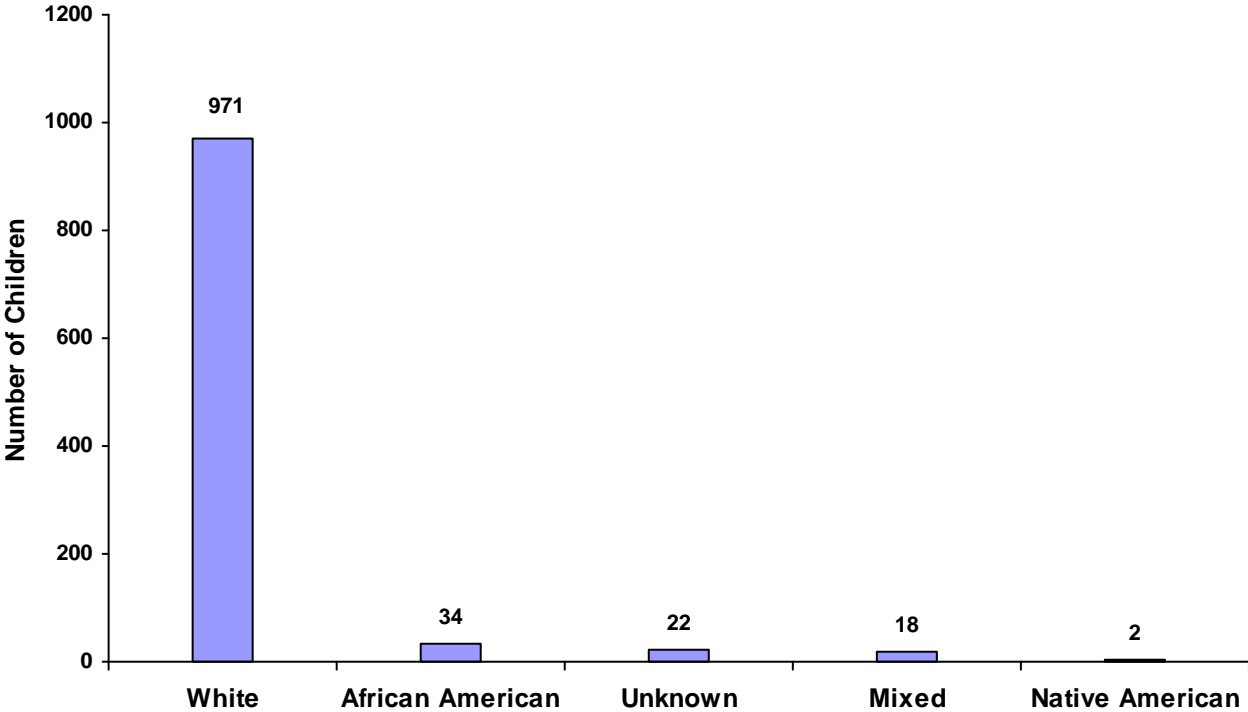


**TENNESSEE COUNCIL OF JUVENILE AND FAMILY COURT JUDGES
2008 COCKE COUNTY JUVENILE COURT STATISTICAL DATA**

Children Referred by Race and Sex for CY 2008

Race	Male	Female	Unknown	Total
White	529	440	2	971
African American	18	16	0	34
Native American	1	1	0	2
Asian	0	0	0	0
Mixed	8	10	0	18
Unknown	16	5	1	22
Total	572	472	3	1,047

Total Children by Race

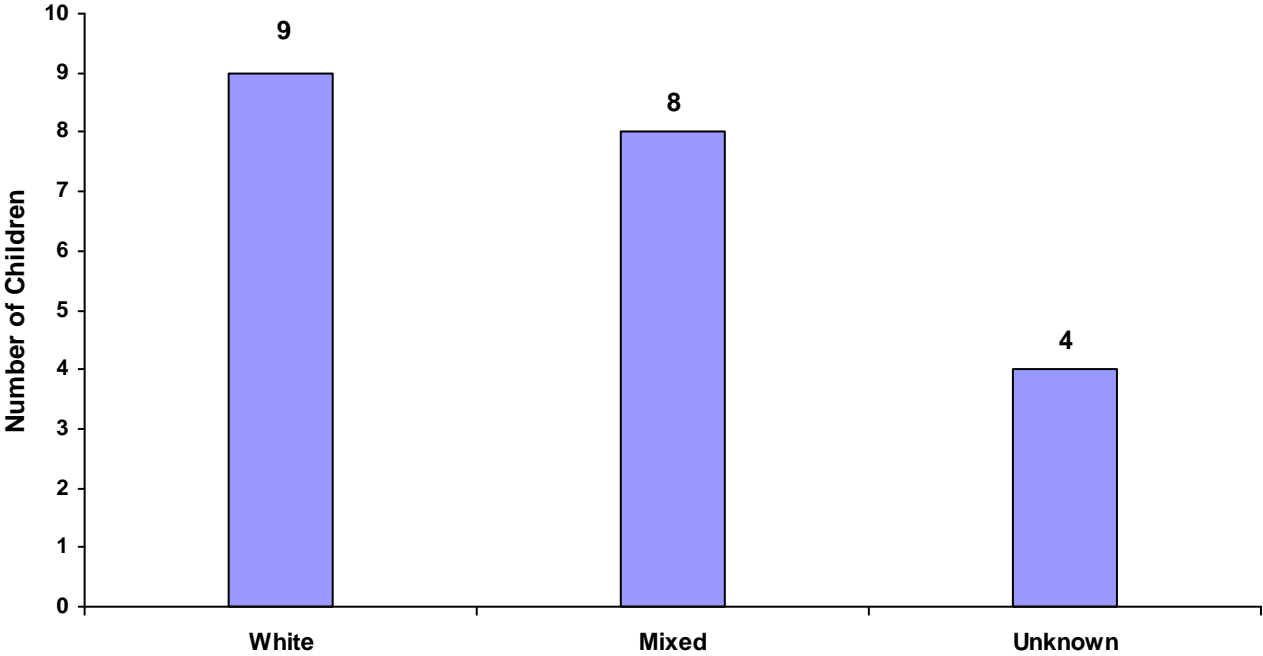


**TENNESSEE COUNCIL OF JUVENILE AND FAMILY COURT JUDGES
2008 COCKE COUNTY JUVENILE COURT STATISTICAL DATA**

Children of Hispanic Origin by Race and Sex for CY 2008

Race	Male	Female	Unknown	Total
White	3	6	0	9
African American	0	0	0	0
Native American	0	0	0	0
Asian	0	0	0	0
Mixed	3	5	0	8
Unknown	4	0	0	4
Total	10	11	0	21

Total Children of Hispanic Origin by Race



**TENNESSEE COUNCIL OF JUVENILE AND FAMILY COURT JUDGES
2008 COCKE COUNTY JUVENILE COURT STATISTICAL DATA**

Referrals by Type of Offense, Age Group, Race and Sex for CY 2008

	White Male	African American Male	Other Race Male	White Female	African American Female	Other Race Female	Unknown Race or Sex	Total
Delinquent								
Ages 10 and Under	4	1	0	0	0	0	0	5
Ages 11 through 12	5	1	0	3	0	0	0	9
Ages 13 through 14	15	1	0	17	0	0	0	33
Ages 15 through 16	105	0	0	72	1	0	6	184
Ages 17 through 18	108	1	0	47	2	0	2	160
Ages 19 and Over	0	0	0	0	0	0	0	0
Total	237	4	0	139	3	0	8	391
Status								
Ages 10 and Under	14	0	0	12	0	0	0	26
Ages 11 through 12	14	0	2	6	1	0	0	23
Ages 13 through 14	17	0	0	18	1	0	0	36
Ages 15 through 16	36	1	0	45	0	0	2	84
Ages 17 through 18	36	0	0	44	0	0	0	80
Ages 19 and Over	0	0	0	0	0	0	0	0
Total	117	1	2	125	2	0	2	249
Dependency and Neglect								
Ages 10 and Under	110	4	2	70	2	0	2	190
Ages 11 through 12	16	0	0	8	0	0	0	24
Ages 13 through 14	8	0	0	12	0	0	0	20
Ages 15 through 16	10	0	0	15	2	0	0	27
Ages 17 through 18	2	0	0	5	0	0	0	7
Ages 19 and Over	0	0	0	0	0	0	0	0
Total	146	4	2	110	4	0	2	268
Other Violations								
Ages 10 and Under	0	0	0	0	0	0	0	0
Ages 11 through 12	0	0	0	0	0	0	0	0
Ages 13 through 14	0	0	0	0	0	0	0	0
Ages 15 through 16	0	0	0	0	0	0	0	0
Ages 17 through 18	0	0	0	1	0	0	0	1
Ages 19 and Over	0	0	0	0	0	0	0	0
Total	0	0	0	1	0	0	0	1

**TENNESSEE COUNCIL OF JUVENILE AND FAMILY COURT JUDGES
2008 COCKE COUNTY JUVENILE COURT STATISTICAL DATA**

Referrals by Type of Offense, Age Group, Race and Sex for CY 2008

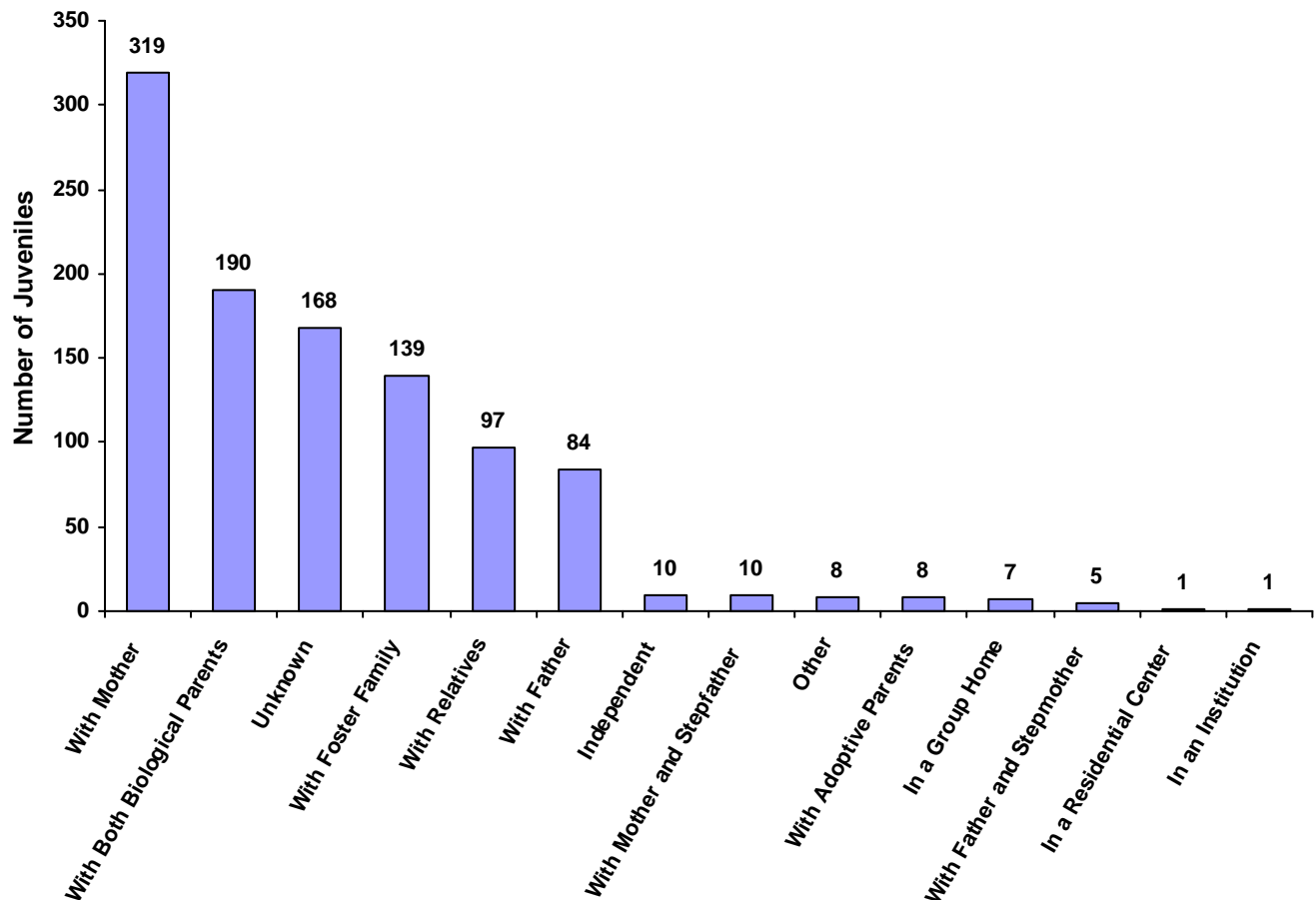
	White Male	African American Male	Other Race Male	White Female	African American Female	Other Race Female	Unknown Race or Sex	Total
Special Proceedings								
Ages 10 and Under	228	16	6	176	5	4	18	453
Ages 11 through 12	30	1	2	24	0	0	1	58
Ages 13 through 14	27	2	0	32	1	4	3	69
Ages 15 through 16	48	4	0	67	1	3	6	129
Ages 17 through 18	39	3	0	37	3	1	2	85
Ages 19 and Over	5	0	0	6	0	0	0	11
Total	377	26	8	342	10	12	30	805
Other								
Ages 10 and Under	61	1	3	44	4	3	2	118
Ages 11 through 12	2	0	1	4	0	0	0	7
Ages 13 through 14	13	0	1	5	0	0	0	19
Ages 15 through 16	15	0	0	20	0	0	0	35
Ages 17 through 18	8	0	0	15	0	0	0	23
Ages 19 and Over	0	0	0	0	0	0	0	0
Total	99	1	5	88	4	3	2	202
Grand Total	976	36	17	805	23	15	44	1,916

TENNESSEE COUNCIL OF JUVENILE AND FAMILY COURT JUDGES 2008 COCKE COUNTY JUVENILE COURT STATISTICAL DATA

Living Arrangement of Juveniles by Race and Sex for CY 2008

	White Male	African American Male	Other Race Male	White Female	African American Female	Other Race Female	Unknown Race or Sex	Total	% of All Children Referred
With Both Biological Parents	115	1	1	67	1	2	3	190	18.15%
With Father and Stepmother	2	0	0	3	0	0	0	5	0.48%
With Mother and Stepfather	7	0	0	3	0	0	0	10	0.96%
With Mother	160	7	3	141	4	1	3	319	30.47%
With Father	45	0	0	37	2	0	0	84	8.02%
With Relatives	49	3	1	38	3	0	3	97	9.26%
With Adoptive Parents	5	0	0	3	0	0	0	8	0.76%
With Foster Family	68	4	1	62	2	1	1	139	13.28%
In a Group Home	6	0	0	0	1	0	0	7	0.67%
In a Residential Center	1	0	0	0	0	0	0	1	0.10%
In an Institution	1	0	0	0	0	0	0	1	0.10%
Independent	5	0	0	5	0	0	0	10	0.96%
Unknown	63	3	3	76	2	7	14	168	16.05%
Other	2	0	0	5	1	0	0	8	0.76%
Totals	529	18	9	440	16	11	24	1,047	

Living Arrangement of Juveniles



**TENNESSEE COUNCIL OF JUVENILE AND FAMILY COURT JUDGES
2008 COCKE COUNTY JUVENILE COURT STATISTICAL DATA**

Last Grade Completed by Children by Race and Sex for CY 2008

	White Male	African American Male	Other Race Male	White Female	African American Female	Other Race Female	Unknown Race or Sex	Total	% of All Children Referred
Too Young for School	44	0	1	39	1	1	2	88	8.40%
Preschool	8	0	0	8	0	0	0	16	1.53%
Kindergarten	14	1	0	12	1	0	1	29	2.77%
1st Grade	6	1	0	8	0	0	0	15	1.43%
2nd Grade	25	1	0	17	0	0	0	43	4.11%
3rd Grade	16	3	1	8	1	1	0	30	2.87%
4th Grade	8	1	1	9	2	0	0	21	2.01%
5th Grade	11	0	0	7	0	0	0	18	1.72%
6th Grade	20	0	1	13	0	0	0	34	3.25%
7th Grade	27	2	0	19	1	1	1	51	4.87%
8th Grade	39	1	0	26	1	0	0	67	6.40%
9th Grade	37	1	0	37	2	0	3	80	7.64%
10th Grade	66	1	0	57	1	0	1	126	12.03%
11th Grade	74	2	0	63	1	0	0	140	13.37%
12th Grade	0	0	0	0	0	0	0	0	0.00%
Non-Graded Special Ed	1	0	0	0	0	0	0	1	0.10%
GED	2	0	0	1	1	0	0	4	0.38%
Graduated	7	0	0	3	0	0	0	10	0.96%
Never Attended School	57	1	2	35	2	1	2	100	9.55%
Unknown	66	3	3	78	2	7	14	173	16.52%
Other	1	0	0	0	0	0	0	1	0.10%
Totals	529	18	9	440	16	11	24	1,047	

Children Enrolled in School

	Children	% of All Children
Enrolled	677	64.66%
Not Enrolled	203	19.39%
Unknown	167	15.95%
	1,047	

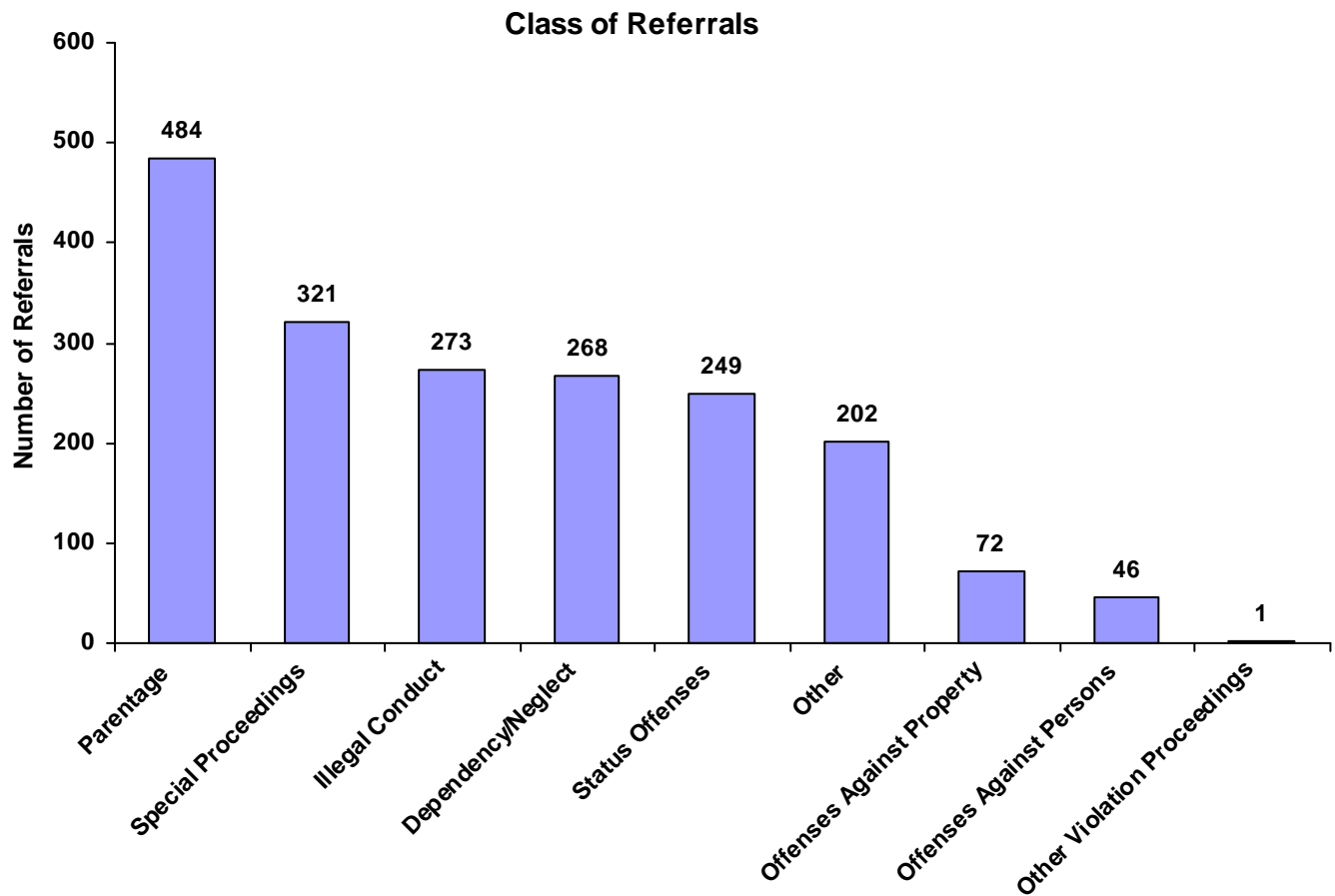
Children Enrolled in Special Education

	Children	% of All Children
Enrolled	36	3.44%
Not Enrolled	839	80.13%
Unknown	172	16.43%
	1,047	

**TENNESSEE COUNCIL OF JUVENILE AND FAMILY COURT JUDGES
2008 COCKE COUNTY JUVENILE COURT STATISTICAL DATA**

Class of Referrals by Race and Sex for CY 2008

	White Male	African American Male	Other Race Male	White Female	African American Female	Other Race Female	Unknown Race or Sex	Total	% of Total Referrals
Offenses Against Persons	32	2	0	10	1	0	1	46	2.40%
Offenses Against Property	38	0	0	34	0	0	0	72	3.76%
Illegal Conduct	167	2	0	95	2	0	7	273	14.25%
Status Offenses	117	1	2	125	2	0	2	249	13.00%
Dependency/Neglect	146	4	2	110	4	0	2	268	13.99%
Other Violation Proceedings	0	0	0	1	0	0	0	1	0.05%
Parentage	209	21	7	210	6	8	23	484	25.26%
Special Proceedings	168	5	1	132	4	4	7	321	16.75%
Other	99	1	5	88	4	3	2	202	10.54%
Totals	976	36	17	805	23	15	44	1,916	



**TENNESSEE COUNCIL OF JUVENILE AND FAMILY COURT JUDGES
2008 COCKE COUNTY JUVENILE COURT STATISTICAL DATA**

Referrals by Class and Type Of Offense by Race and Sex for CY 2008

	White Male	African American Male	Other Race Male	White Female	African American Female	Other Race Female	Unknown Race or Sex	Total
<u>Offenses Against Persons</u>								
Assault	23	2	0	8	0	0	0	33
Aggravated Assault	6	0	0	2	1	0	0	9
Rape of a Child	2	0	0	0	0	0	0	2
Other Sexual Offenses	1	0	0	0	0	0	0	1
Reckless Endangerment	0	0	0	0	0	0	1	1
Criminal Homicide	0	0	0	0	0	0	0	0
1st Degree Murder	0	0	0	0	0	0	0	0
2nd Degree Murder	0	0	0	0	0	0	0	0
Aggravated Rape	0	0	0	0	0	0	0	0
Aggravated Vehicular Homicide	0	0	0	0	0	0	0	0
Esp. Aggravated Robbery	0	0	0	0	0	0	0	0
Esp. Aggravated Kidnapping	0	0	0	0	0	0	0	0
Aggravated Robbery	0	0	0	0	0	0	0	0
Aggravated Kidnapping	0	0	0	0	0	0	0	0
Aggravated Child Abuse / Neglect	0	0	0	0	0	0	0	0
Aggravated Sexual Battery	0	0	0	0	0	0	0	0
Rape	0	0	0	0	0	0	0	0
Voluntary Manslaughter	0	0	0	0	0	0	0	0
Vehicular Homicide	0	0	0	0	0	0	0	0
Sexual Abuse of a Child	0	0	0	0	0	0	0	0
Robbery	0	0	0	0	0	0	0	0
Criminally Negligent Homicide	0	0	0	0	0	0	0	0
Attempted Crime Against a Person	0	0	0	0	0	0	0	0
Totals	32	2	0	10	1	0	1	46
<u>Offenses Against Property</u>								
Theft of Property	19	0	0	31	0	0	0	50
Vandalism	11	0	0	3	0	0	0	14
Burglary	6	0	0	0	0	0	0	6
Unauthorized Use of a Vehicle	2	0	0	0	0	0	0	2
Aggravated Arson	0	0	0	0	0	0	0	0
Arson	0	0	0	0	0	0	0	0
Aggravated Burglary	0	0	0	0	0	0	0	0
Forgery	0	0	0	0	0	0	0	0
Worthless Checks	0	0	0	0	0	0	0	0
Illegal Poss/Use of Credit/Debit Cards	0	0	0	0	0	0	0	0
Cruelty to Animals	0	0	0	0	0	0	0	0
Totals	38	0	0	34	0	0	0	72

**TENNESSEE COUNCIL OF JUVENILE AND FAMILY COURT JUDGES
2008 COCKE COUNTY JUVENILE COURT STATISTICAL DATA**

Referrals by Class and Type Of Offense by Race and Sex for CY 2008

	White Male	African American Male	Other Race Male	White Female	African American Female	Other Race Female	Unknown Race or Sex	Total
<u>Illegal Conduct</u>								
Traffic	84	1	0	37	1	0	5	128
Violation of Probation	26	0	0	32	1	0	1	60
Possession/Consumption of Alcohol	18	0	0	4	0	0	0	22
Possession of Controlled Substances	9	0	0	5	0	0	0	14
Disorderly Conduct	6	1	0	4	0	0	0	11
Other Drug Offenses	5	0	0	3	0	0	0	8
Violation of Aftercare	3	0	0	3	0	0	0	6
Harassment	1	0	0	4	0	0	0	5
Criminal Trespass	4	0	0	0	0	0	1	5
Violation of Wildlife Regulations	5	0	0	0	0	0	0	5
Resist Stop/Frisk/Halt/Arrest/Search	2	0	0	1	0	0	0	3
Failure to Appear	2	0	0	0	0	0	0	2
Filing a False Police Report	0	0	0	2	0	0	0	2
Driving Under Influence (DUI)	1	0	0	0	0	0	0	1
Contempt of Court	1	0	0	0	0	0	0	1
Sale of Controlled Substances	0	0	0	0	0	0	0	0
Criminal Attempt	0	0	0	0	0	0	0	0
Carrying Weapons on School Property	0	0	0	0	0	0	0	0
Unlawful Carrying / Poss of a Weapon	0	0	0	0	0	0	0	0
Evading Arrest	0	0	0	0	0	0	0	0
Escape	0	0	0	0	0	0	0	0
Aggravated Criminal Trespass	0	0	0	0	0	0	0	0
Criminal Impersonation	0	0	0	0	0	0	0	0
Public Intoxication	0	0	0	0	0	0	0	0
Gambling	0	0	0	0	0	0	0	0
Local Ordinances	0	0	0	0	0	0	0	0
Totals	167	2	0	95	2	0	7	273
<u>Status Offenses</u>								
Truancy	82	1	1	93	1	0	1	179
Unruly Behavior	17	0	1	9	0	0	1	28
In-State Runaway	11	0	0	16	0	0	0	27
Possession of Tobacco Products	6	0	0	3	0	0	0	9
Violation of Curfew	1	0	0	2	1	0	0	4
Out-of-State Runaway	0	0	0	1	0	0	0	1
Violation of a Valid Court Order	0	0	0	1	0	0	0	1
Totals	117	1	2	125	2	0	2	249
<u>Dependency/Neglect</u>								
Dependency / Neglect	131	4	2	98	3	0	2	240
Termination of Parental Rights	15	0	0	12	1	0	0	28
Sexually Abused Child	0	0	0	0	0	0	0	0
Physically Abused Child	0	0	0	0	0	0	0	0
Totals	146	4	2	110	4	0	2	268

**TENNESSEE COUNCIL OF JUVENILE AND FAMILY COURT JUDGES
2008 COCKE COUNTY JUVENILE COURT STATISTICAL DATA**

Referrals by Class and Type Of Offense by Race and Sex for CY 2008

	White Male	African American Male	Other Race Male	White Female	African American Female	Other Race Female	Unknown Race or Sex	Total
<u>Other Violation Proceedings</u>								
Violation of Informal Adjustment	0	0	0	1	0	0	0	1
Violation of Pretrial Diversion	0	0	0	0	0	0	0	0
Totals	0	0	0	1	0	0	0	1
<u>Parentage</u>								
Child Support	125	10	4	124	6	5	15	289
Custody	60	6	2	66	0	0	6	140
Paternity / Legitimation	12	0	1	11	0	3	1	28
Visitation	12	5	0	9	0	0	1	27
Totals	209	21	7	210	6	8	23	484
<u>Special Proceedings</u>								
Foster Care Review	142	5	1	120	3	4	3	278
Judicial Review	26	0	0	12	1	0	4	43
Administrative Review	0	0	0	0	0	0	0	0
Request for Medical Treatment	0	0	0	0	0	0	0	0
Consent to Marry	0	0	0	0	0	0	0	0
Totals	168	5	1	132	4	4	7	321
<u>Other</u>								
Other	99	1	5	88	4	3	2	202
Totals	99	1	5	88	4	3	2	202
All Referral Totals	976	36	17	805	23	15	44	1,916

**TENNESSEE COUNCIL OF JUVENILE AND FAMILY COURT JUDGES
2008 COCKE COUNTY JUVENILE COURT STATISTICAL DATA**

Referral Reasons by Type of Offense, Race and Sex for CY 2008

	White Male	African American Male	Other Race Male	White Female	African American Female	Other Race Female	Unknown Race or Sex	Total
Delinquent								
Traffic	84	1	0	37	1	0	5	128
Violation of Probation	26	0	0	32	1	0	1	60
Theft of Property	19	0	0	31	0	0	0	50
Assault	23	2	0	8	0	0	0	33
Possession/Consumption of Alcohol	18	0	0	4	0	0	0	22
Vandalism	11	0	0	3	0	0	0	14
Possession of Controlled Substances	9	0	0	5	0	0	0	14
Disorderly Conduct	6	1	0	4	0	0	0	11
Aggravated Assault	6	0	0	2	1	0	0	9
Other Drug Offenses	5	0	0	3	0	0	0	8
Burglary	6	0	0	0	0	0	0	6
Violation of Aftercare	3	0	0	3	0	0	0	6
Harassment	1	0	0	4	0	0	0	5
Criminal Trespass	4	0	0	0	0	0	1	5
Violation of Wildlife Regulations	5	0	0	0	0	0	0	5
Resist Stop/Frisk/Halt/Arrest/Search	2	0	0	1	0	0	0	3
Rape of a Child	2	0	0	0	0	0	0	2
Unauthorized Use of a Vehicle	2	0	0	0	0	0	0	2
Failure to Appear	2	0	0	0	0	0	0	2
Filing a False Police Report	0	0	0	2	0	0	0	2
Other Sexual Offenses	1	0	0	0	0	0	0	1
Reckless Endangerment	0	0	0	0	0	0	1	1
Driving Under Influence (DUI)	1	0	0	0	0	0	0	1
Contempt of Court	1	0	0	0	0	0	0	1
Criminal Homicide	0	0	0	0	0	0	0	0
1st Degree Murder	0	0	0	0	0	0	0	0
2nd Degree Murder	0	0	0	0	0	0	0	0
Aggravated Rape	0	0	0	0	0	0	0	0
Aggravated Vehicular Homicide	0	0	0	0	0	0	0	0
Esp. Aggravated Robbery	0	0	0	0	0	0	0	0
Esp. Aggravated Kidnapping	0	0	0	0	0	0	0	0
Aggravated Robbery	0	0	0	0	0	0	0	0
Aggravated Kidnapping	0	0	0	0	0	0	0	0
Aggravated Child Abuse / Neglect	0	0	0	0	0	0	0	0
Aggravated Sexual Battery	0	0	0	0	0	0	0	0
Rape	0	0	0	0	0	0	0	0
Voluntary Manslaughter	0	0	0	0	0	0	0	0
Vehicular Homicide	0	0	0	0	0	0	0	0
Sexual Abuse of a Child	0	0	0	0	0	0	0	0
Robbery	0	0	0	0	0	0	0	0
Criminally Negligent Homicide	0	0	0	0	0	0	0	0
Attempted Crime Against a Person	0	0	0	0	0	0	0	0
Aggravated Arson	0	0	0	0	0	0	0	0
Arson	0	0	0	0	0	0	0	0
Aggravated Burglary	0	0	0	0	0	0	0	0
Forgery	0	0	0	0	0	0	0	0
Worthless Checks	0	0	0	0	0	0	0	0
Illegal Poss/Use of Credit/Debit Cards	0	0	0	0	0	0	0	0
Cruelty to Animals	0	0	0	0	0	0	0	0
Sale of Controlled Substances	0	0	0	0	0	0	0	0
Criminal Attempt	0	0	0	0	0	0	0	0
Carrying Weapons on School Property	0	0	0	0	0	0	0	0

**TENNESSEE COUNCIL OF JUVENILE AND FAMILY COURT JUDGES
2008 COCKE COUNTY JUVENILE COURT STATISTICAL DATA**

Referral Reasons by Type of Offense, Race and Sex for CY 2008

	White Male	African American Male	Other Race Male	White Female	African American Female	Other Race Female	Unknown Race or Sex	Total
<u>Delinquent</u>								
Unlawful Carrying / Poss of a Weapon	0	0	0	0	0	0	0	0
Evading Arrest	0	0	0	0	0	0	0	0
Escape	0	0	0	0	0	0	0	0
Aggravated Criminal Trespass	0	0	0	0	0	0	0	0
Criminal Impersonation	0	0	0	0	0	0	0	0
Public Intoxication	0	0	0	0	0	0	0	0
Gambling	0	0	0	0	0	0	0	0
Local Ordinances	0	0	0	0	0	0	0	0
Totals	237	4	0	139	3	0	8	391
<u>Status</u>								
Truancy	82	1	1	93	1	0	1	179
Unruly Behavior	17	0	1	9	0	0	1	28
In-State Runaway	11	0	0	16	0	0	0	27
Possession of Tobacco Products	6	0	0	3	0	0	0	9
Violation of Curfew	1	0	0	2	1	0	0	4
Out-of-State Runaway	0	0	0	1	0	0	0	1
Violation of a Valid Court Order	0	0	0	1	0	0	0	1
Totals	117	1	2	125	2	0	2	249
<u>Dependency and Neglect</u>								
Dependency / Neglect	131	4	2	98	3	0	2	240
Termination of Parental Rights	15	0	0	12	1	0	0	28
Sexually Abused Child	0	0	0	0	0	0	0	0
Physically Abused Child	0	0	0	0	0	0	0	0
Totals	146	4	2	110	4	0	2	268
<u>Other Violations</u>								
Violation of Informal Adjustment	0	0	0	1	0	0	0	1
Violation of Pretrial Diversion	0	0	0	0	0	0	0	0
Totals	0	0	0	1	0	0	0	1
<u>Special Proceedings</u>								
Child Support	125	10	4	124	6	5	15	289
Foster Care Review	142	5	1	120	3	4	3	278
Custody	60	6	2	66	0	0	6	140
Judicial Review	26	0	0	12	1	0	4	43
Paternity / Legitimation	12	0	1	11	0	3	1	28
Visitation	12	5	0	9	0	0	1	27
Administrative Review	0	0	0	0	0	0	0	0
Request for Medical Treatment	0	0	0	0	0	0	0	0
Consent to Marry	0	0	0	0	0	0	0	0
Totals	377	26	8	342	10	12	30	805
<u>Other</u>								
Other	99	1	5	88	4	3	2	202
Totals	99	1	5	88	4	3	2	202
All Referral Totals	976	36	17	805	23	15	44	1,916

**TENNESSEE COUNCIL OF JUVENILE AND FAMILY COURT JUDGES
2008 COCKE COUNTY JUVENILE COURT STATISTICAL DATA**

Top 4 Referral Reasons by Race and Sex for CY 2008

Sex	Race	Referral Reason	Total
Male			
	White	1. Foster Care Review	142
		2. Dependency / Neglect	131
		3. Child Support	125
		4. Other	99
	African American	1. Child Support	10
		2. Custody	6
		3. Foster Care Review	5
		4. Visitation	5
	Other Race	1. Other	5
		2. Child Support	4
		3. Dependency / Neglect	2
		4. Custody	2
Female			
	White	1. Child Support	124
		2. Foster Care Review	120
		3. Dependency / Neglect	98
		4. Truancy	93
	African American	1. Child Support	6
		2. Other	4
		3. Foster Care Review	3
		4. Dependency / Neglect	3
	Other Race	1. Child Support	5
		2. Foster Care Review	4
		3. Other	3
		4. Paternity / Legitimation	3
Unknown			
	Unknown	1. Child Support	15
		2. Custody	6
		3. Traffic	5
		4. Judicial Review	4

**TENNESSEE COUNCIL OF JUVENILE AND FAMILY COURT JUDGES
2008 COCKE COUNTY JUVENILE COURT STATISTICAL DATA**

Top 4 Referral Reasons by Race and Sex and by Type of Offense for CY 2008

Sex	Race	Referral Type	Referral Reason	Total
Male	White	Delinquent	1. Traffic	84
			2. Violation of Probation	26
			3. Assault	23
			4. Theft of Property	19
		Status	1. Truancy	82
			2. Unruly Behavior	17
			3. In-State Runaway	11
		Dependency and Neglect	4. Possession of Tobacco Products	6
			1. Dependency / Neglect	131
		Special Proceedings	2. Termination of Parental Rights	15
			1. Foster Care Review	142
			2. Child Support	125
			3. Custody	60
		Other	4. Judicial Review	26
			1. Other	99
			<hr/>	
Male	African American	Delinquent	1. Assault	2
			2. Disorderly Conduct	1
			3. Traffic	1
		Status	1. Truancy	1
			Dependency and Neglect	1. Dependency / Neglect
		Special Proceedings	1. Child Support	10
			2. Custody	6
			3. Foster Care Review	5
			4. Visitation	5
		Other	1. Other	1
<hr/>				
Male	Other Race	Status	1. Truancy	1
			2. Unruly Behavior	1
		Dependency and Neglect	1. Dependency / Neglect	2
			Special Proceedings	1. Child Support
		2. Custody		2
		3. Foster Care Review		1
		4. Paternity / Legitimation		1
		Other	1. Other	5

**TENNESSEE COUNCIL OF JUVENILE AND FAMILY COURT JUDGES
2008 COCKE COUNTY JUVENILE COURT STATISTICAL DATA**

Top 4 Referral Reasons by Race and Sex and by Type of Offense for CY 2008

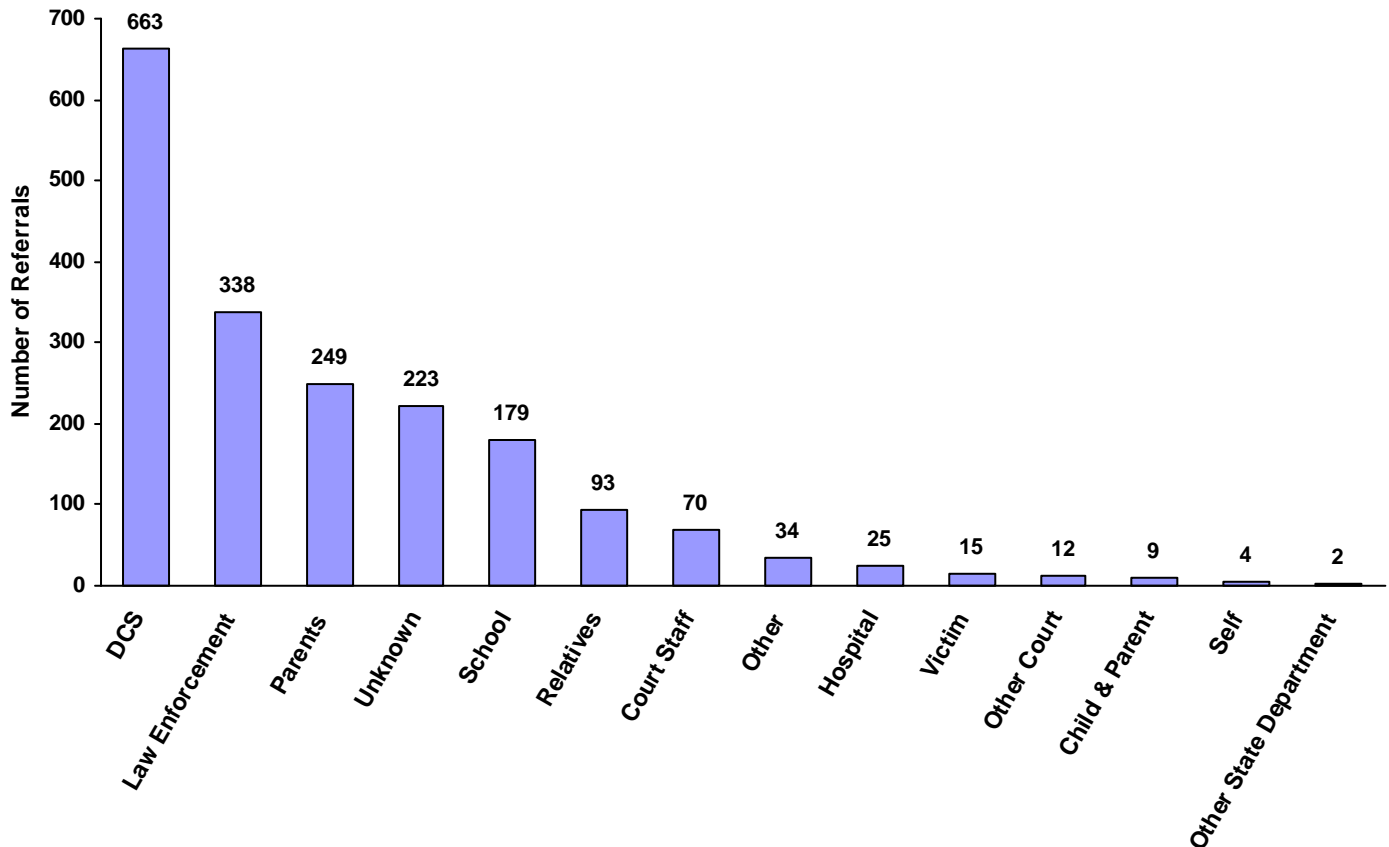
Sex	Race	Referral Type	Referral Reason	Total
Female	White	Delinquent	1. Traffic	37
			2. Violation of Probation	32
			3. Theft of Property	31
			4. Assault	8
		Status	1. Truancy	93
			2. In-State Runaway	16
			3. Unruly Behavior	9
		Dependency and Neglect	4. Possession of Tobacco Products	3
			1. Dependency / Neglect	98
		Other Violations	2. Termination of Parental Rights	12
			1. Violation of Informal Adjustment	1
		Special Proceedings	1. Child Support	124
			2. Foster Care Review	120
			3. Custody	66
			4. Judicial Review	12
		Other	1. Other	88
<hr/>				
Female	African American	Delinquent	1. Aggravated Assault	1
			2. Traffic	1
			3. Violation of Probation	1
		Status	1. Truancy	1
			2. Violation of Curfew	1
		Dependency and Neglect	1. Dependency / Neglect	3
			2. Termination of Parental Rights	1
		Special Proceedings	1. Child Support	6
			2. Foster Care Review	3
			3. Judicial Review	1
Other	1. Other	4		
	<hr/>			
Female	Other Race	Special Proceedings	1. Child Support	5
			2. Foster Care Review	4
			3. Paternity / Legitimation	3
		Other	1. Other	3
<hr/>				
Unknown	Unknown	Delinquent	1. Traffic	5
			2. Violation of Probation	1
			3. Criminal Trespass	1
			4. Reckless Endangerment	1
		Status	1. Truancy	1
			2. Unruly Behavior	1
		Dependency and Neglect	1. Dependency / Neglect	2
			Special Proceedings	1. Child Support
		2. Custody		6
		3. Judicial Review		4
		4. Foster Care Review		3
Other	1. Other	2		

**TENNESSEE COUNCIL OF JUVENILE AND FAMILY COURT JUDGES
2008 COCKE COUNTY JUVENILE COURT STATISTICAL DATA**

Source of Referrals by Race and Sex for CY 2008

	White Male	African American Male	Other Race Male	White Female	African American Female	Other Race Female	Unknown Race or Sex	Total	% of Total Referrals
Law Enforcement	216	4	0	107	3	0	8	338	17.64%
Parents	114	8	5	113	6	0	3	249	13.00%
Relatives	40	4	2	44	1	0	2	93	4.85%
Self	1	0	0	2	0	0	1	4	0.21%
School	81	1	2	93	1	0	1	179	9.34%
CSA	0	0	0	0	0	0	0	0	0.00%
DCS	353	9	3	277	7	7	7	663	34.60%
Other State Department	0	0	0	2	0	0	0	2	0.10%
District Attorney's Office	0	0	0	0	0	0	0	0	0.00%
Court Staff	26	0	0	41	1	0	2	70	3.65%
Social Agency	0	0	0	0	0	0	0	0	0.00%
Other Court	7	0	0	5	0	0	0	12	0.63%
Victim	7	0	0	8	0	0	0	15	0.78%
Child & Parent	4	0	1	4	0	0	0	9	0.47%
Hospital	11	0	1	9	0	3	1	25	1.30%
Unknown	96	7	3	91	4	5	17	223	11.64%
Other	20	3	0	9	0	0	2	34	1.77%
Totals	976	36	17	805	23	15	44	1,916	

Total Source of Referrals



**TENNESSEE COUNCIL OF JUVENILE AND FAMILY COURT JUDGES
2008 COCKE COUNTY JUVENILE COURT STATISTICAL DATA**

Six Most Frequent Referral Reasons by Source, Race and Sex for CY 2008

	White Male	African American Male	Other Race Male	White Female	African American Female	Other Race Female	Unknown Race or Sex	Total
<u>Law Enforcement</u>								
1. Traffic	83	1	0	37	1	0	5	127
2. Theft of Property	14	0	0	25	0	0	0	39
3. Assault	18	2	0	6	0	0	0	26
4. Possession / Consumption of Alcohol	16	0	0	4	0	0	0	20
5. Unruly Behavior	11	0	0	6	0	0	1	18
6. Vandalism	10	0	0	3	0	0	0	13
<u>Parents</u>								
1. Custody	29	2	1	33	0	0	1	66
2. Other	17	1	2	22	4	0	0	46
3. Dependency / Neglect	20	0	1	24	0	0	0	45
4. Child Support	17	1	1	19	2	0	1	41
5. Visitation	11	4	0	5	0	0	1	21
6. In-State Runaway	3	0	0	5	0	0	0	8
<u>Relatives</u>								
1. Custody	15	2	0	17	0	0	2	36
2. Dependency / Neglect	18	0	1	11	1	0	0	31
3. Child Support	5	1	0	6	0	0	0	12
4. Visitation	0	1	0	3	0	0	0	4
5. In-State Runaway	0	0	0	3	0	0	0	3
6. Termination of Parental Rights	0	0	0	2	0	0	0	2
<u>Self</u>								
1. Child Support	1	0	0	2	0	0	1	4
2. NO REFERRAL SUBMITTED	0	0	0	0	0	0	0	0
<u>School</u>								
1. Truancy	81	1	1	93	1	0	1	178
2. Unruly Behavior	0	0	1	0	0	0	0	1
3. NO REFERRAL SUBMITTED	0	0	0	0	0	0	0	0
<u>Community Service Agencies</u>								
1. NO REFERRAL SUBMITTED	0	0	0	0	0	0	0	0
<u>Department of Children's Services</u>								
1. Foster Care Review	140	5	0	119	3	4	3	274
2. Dependency / Neglect	85	4	0	60	1	0	0	150
3. Other	67	0	3	50	0	3	1	124
4. Child Support	12	0	0	11	0	0	0	23
5. Termination of Parental Rights	12	0	0	10	1	0	0	23
6. Violation of Probation	12	0	0	9	1	0	0	22
<u>Other State Department</u>								
1. Child Support	0	0	0	2	0	0	0	2
2. NO REFERRAL SUBMITTED	0	0	0	0	0	0	0	0

**TENNESSEE COUNCIL OF JUVENILE AND FAMILY COURT JUDGES
2008 COCKE COUNTY JUVENILE COURT STATISTICAL DATA**

Six Most Frequent Referral Reasons by Source, Race and Sex for CY 2008

	White Male	African American Male	Other Race Male	White Female	African American Female	Other Race Female	Unknown Race or Sex	Total
<u>District Attorney's Office</u>								
1. NO REFERRAL SUBMITTED	0	0	0	0	0	0	0	0
<u>Court Staff</u>								
1. Violation of Probation	10	0	0	21	0	0	0	31
2. Judicial Review	8	0	0	9	0	0	0	17
3. Dependency / Neglect	4	0	0	3	1	0	2	10
4. Other	1	0	0	4	0	0	0	5
5. Failure to Appear	2	0	0	0	0	0	0	2
6. Possession of Controlled Substances	0	0	0	2	0	0	0	2
<u>Social Agency</u>								
1. NO REFERRAL SUBMITTED	0	0	0	0	0	0	0	0
<u>Other Court</u>								
1. Other	6	0	0	5	0	0	0	11
2. Dependency / Neglect	1	0	0	0	0	0	0	1
3. NO REFERRAL SUBMITTED	0	0	0	0	0	0	0	0
<u>Victim</u>								
1. Theft of Property	5	0	0	6	0	0	0	11
2. Assault	0	0	0	2	0	0	0	2
3. Judicial Review	1	0	0	0	0	0	0	1
4. Other	1	0	0	0	0	0	0	1
5. NO REFERRAL SUBMITTED	0	0	0	0	0	0	0	0
<u>Child & Parent</u>								
1. Custody	2	0	0	2	0	0	0	4
2. Child Support	1	0	1	1	0	0	0	3
3. Other	0	0	0	1	0	0	0	1
4. Visitation	1	0	0	0	0	0	0	1
5. NO REFERRAL SUBMITTED	0	0	0	0	0	0	0	0
<u>Hospital</u>								
1. Paternity / Legitimation	11	0	1	9	0	3	1	25
2. NO REFERRAL SUBMITTED	0	0	0	0	0	0	0	0
<u>Unknown</u>								
1. Child Support	84	6	2	79	4	5	13	193
2. Custody	9	1	1	8	0	0	3	22
3. Other	0	0	0	2	0	0	1	3
4. Dependency / Neglect	1	0	0	0	0	0	0	1
5. Foster Care Review	1	0	0	0	0	0	0	1
6. Paternity / Legitimation	0	0	0	1	0	0	0	1

**TENNESSEE COUNCIL OF JUVENILE AND FAMILY COURT JUDGES
2008 COCKE COUNTY JUVENILE COURT STATISTICAL DATA**

Six Most Frequent Referral Reasons by Source, Race and Sex for CY 2008

	White Male	African American Male	Other Race Male	White Female	African American Female	Other Race Female	Unknown Race or Sex	Total
<u>Other</u>								
1 . Child Support	5	2	0	4	0	0	0	11
2 . Violation of Probation	4	0	0	2	0	0	1	7
3 . Custody	2	1	0	2	0	0	0	5
4 . Judicial Review	4	0	0	0	0	0	1	5
5 . Dependency / Neglect	2	0	0	0	0	0	0	2
6 . Other	1	0	0	1	0	0	0	2

**TENNESSEE COUNCIL OF JUVENILE AND FAMILY COURT JUDGES
2008 COCKE COUNTY JUVENILE COURT STATISTICAL DATA**

Source of Referrals by Type of Offense, Race and Sex for CY 2008

	White Male	African American Male	Other Race Male	White Female	African American Female	Other Race Female	Unknown Race or Sex	Total
<u>Delinquent</u>								
Law Enforcement	192	4	0	94	2	0	7	299
Court Staff	12	0	0	23	0	0	0	35
DCS	15	0	0	12	1	0	0	28
Victim	5	0	0	8	0	0	0	13
Parents	8	0	0	0	0	0	0	8
Other	4	0	0	2	0	0	1	7
Unknown	1	0	0	0	0	0	0	1
Child & Parent	0	0	0	0	0	0	0	0
CSA	0	0	0	0	0	0	0	0
District Attorney's Office	0	0	0	0	0	0	0	0
Hospital	0	0	0	0	0	0	0	0
Other Court	0	0	0	0	0	0	0	0
Other State Department	0	0	0	0	0	0	0	0
Relatives	0	0	0	0	0	0	0	0
School	0	0	0	0	0	0	0	0
Self	0	0	0	0	0	0	0	0
Social Agency	0	0	0	0	0	0	0	0
Totals	237	4	0	139	3	0	8	391

<u>Status/Unruly</u>								
School	81	1	2	93	1	0	1	179
Law Enforcement	18	0	0	11	1	0	1	31
DCS	8	0	0	8	0	0	0	16
Parents	8	0	0	8	0	0	0	16
Relatives	1	0	0	4	0	0	0	5
Court Staff	1	0	0	1	0	0	0	2
Child & Parent	0	0	0	0	0	0	0	0
CSA	0	0	0	0	0	0	0	0
District Attorney's Office	0	0	0	0	0	0	0	0
Hospital	0	0	0	0	0	0	0	0
Other	0	0	0	0	0	0	0	0
Other Court	0	0	0	0	0	0	0	0
Other State Department	0	0	0	0	0	0	0	0
Self	0	0	0	0	0	0	0	0
Social Agency	0	0	0	0	0	0	0	0
Unknown	0	0	0	0	0	0	0	0
Victim	0	0	0	0	0	0	0	0
Totals	117	1	2	125	2	0	2	249

**TENNESSEE COUNCIL OF JUVENILE AND FAMILY COURT JUDGES
2008 COCKE COUNTY JUVENILE COURT STATISTICAL DATA**

Source of Referrals by Type of Offense, Race and Sex for CY 2008

	White Male	African American Male	Other Race Male	White Female	African American Female	Other Race Female	Unknown Race or Sex	Total
<u>Dependency and Neglect</u>								
DCS	97	4	0	70	2	0	0	173
Parents	22	0	1	24	0	0	0	47
Relatives	18	0	1	13	1	0	0	33
Court Staff	4	0	0	3	1	0	2	10
Other	3	0	0	0	0	0	0	3
Other Court	1	0	0	0	0	0	0	1
Unknown	1	0	0	0	0	0	0	1
Child & Parent	0	0	0	0	0	0	0	0
CSA	0	0	0	0	0	0	0	0
District Attorney's Office	0	0	0	0	0	0	0	0
Hospital	0	0	0	0	0	0	0	0
Law Enforcement	0	0	0	0	0	0	0	0
Other State Department	0	0	0	0	0	0	0	0
School	0	0	0	0	0	0	0	0
Self	0	0	0	0	0	0	0	0
Social Agency	0	0	0	0	0	0	0	0
Victim	0	0	0	0	0	0	0	0
Totals	146	4	2	110	4	0	2	268

<u>Other Violations</u>								
Court Staff	0	0	0	1	0	0	0	1
Child & Parent	0	0	0	0	0	0	0	0
CSA	0	0	0	0	0	0	0	0
DCS	0	0	0	0	0	0	0	0
District Attorney's Office	0	0	0	0	0	0	0	0
Hospital	0	0	0	0	0	0	0	0
Law Enforcement	0	0	0	0	0	0	0	0
Other	0	0	0	0	0	0	0	0
Other Court	0	0	0	0	0	0	0	0
Other State Department	0	0	0	0	0	0	0	0
Parents	0	0	0	0	0	0	0	0
Relatives	0	0	0	0	0	0	0	0
School	0	0	0	0	0	0	0	0
Self	0	0	0	0	0	0	0	0
Social Agency	0	0	0	0	0	0	0	0
Unknown	0	0	0	0	0	0	0	0
Victim	0	0	0	0	0	0	0	0
Totals	0	0	0	1	0	0	0	1

**TENNESSEE COUNCIL OF JUVENILE AND FAMILY COURT JUDGES
2008 COCKE COUNTY JUVENILE COURT STATISTICAL DATA**

Source of Referrals by Type of Offense, Race and Sex for CY 2008

	White Male	African American Male	Other Race Male	White Female	African American Female	Other Race Female	Unknown Race or Sex	Total
<u>Special Proceedings</u>								
DCS	166	5	0	137	4	4	6	322
Unknown	94	7	3	89	4	5	16	218
Parents	59	7	2	59	2	0	3	132
Relatives	21	4	1	26	0	0	2	54
Hospital	11	0	1	9	0	3	1	25
Other	12	3	0	6	0	0	1	22
Court Staff	8	0	0	9	0	0	0	17
Child & Parent	4	0	1	3	0	0	0	8
Self	1	0	0	2	0	0	1	4
Other State Department	0	0	0	2	0	0	0	2
Victim	1	0	0	0	0	0	0	1
CSA	0	0	0	0	0	0	0	0
District Attorney's Office	0	0	0	0	0	0	0	0
Law Enforcement	0	0	0	0	0	0	0	0
Other Court	0	0	0	0	0	0	0	0
School	0	0	0	0	0	0	0	0
Social Agency	0	0	0	0	0	0	0	0
Totals	377	26	8	342	10	12	30	805
<u>Other</u>								
DCS	67	0	3	50	0	3	1	124
Parents	17	1	2	22	4	0	0	46
Other Court	6	0	0	5	0	0	0	11
Law Enforcement	6	0	0	2	0	0	0	8
Court Staff	1	0	0	4	0	0	0	5
Unknown	0	0	0	2	0	0	1	3
Other	1	0	0	1	0	0	0	2
Child & Parent	0	0	0	1	0	0	0	1
Relatives	0	0	0	1	0	0	0	1
Victim	1	0	0	0	0	0	0	1
CSA	0	0	0	0	0	0	0	0
District Attorney's Office	0	0	0	0	0	0	0	0
Hospital	0	0	0	0	0	0	0	0
Other State Department	0	0	0	0	0	0	0	0
School	0	0	0	0	0	0	0	0
Self	0	0	0	0	0	0	0	0
Social Agency	0	0	0	0	0	0	0	0
Totals	99	1	5	88	4	3	2	202
All Referral Source Totals	976	36	17	805	23	15	44	1,916

**TENNESSEE COUNCIL OF JUVENILE AND FAMILY COURT JUDGES
2008 COCKE COUNTY JUVENILE COURT STATISTICAL DATA**

**Children Referred for Unlawful Carrying/Possession of a Weapon for CY 2008
Total Children = 1,047**

	White Male	African American Male	Other Race Male	White Female	African American Female	Other Race Female	Unknown Race or Sex	Total	% of All Children Referred
Age Under 1	0	0	0	0	0	0	0	0	0.00%
Age 1	0	0	0	0	0	0	0	0	0.00%
Age 2	0	0	0	0	0	0	0	0	0.00%
Age 3	0	0	0	0	0	0	0	0	0.00%
Age 4	0	0	0	0	0	0	0	0	0.00%
Age 5	0	0	0	0	0	0	0	0	0.00%
Age 6	0	0	0	0	0	0	0	0	0.00%
Age 7	0	0	0	0	0	0	0	0	0.00%
Age 8	0	0	0	0	0	0	0	0	0.00%
Age 9	0	0	0	0	0	0	0	0	0.00%
Age 10	0	0	0	0	0	0	0	0	0.00%
Age 11	0	0	0	0	0	0	0	0	0.00%
Age 12	0	0	0	0	0	0	0	0	0.00%
Age 13	0	0	0	0	0	0	0	0	0.00%
Age 14	0	0	0	0	0	0	0	0	0.00%
Age 15	0	0	0	0	0	0	0	0	0.00%
Age 16	0	0	0	0	0	0	0	0	0.00%
Age 17	0	0	0	0	0	0	0	0	0.00%
Age 18	0	0	0	0	0	0	0	0	0.00%
Age 19 and Over	0	0	0	0	0	0	0	0	0.00%
Totals	0	0	0	0	0	0	0	0	

Total Children Referred for Unlawfully Carrying/Possessing Weapons

**TENNESSEE COUNCIL OF JUVENILE AND FAMILY COURT JUDGES
2008 COCKE COUNTY JUVENILE COURT STATISTICAL DATA**

Children Referred for Carrying Weapons on School Property for CY 2008

Total Children = 1,047

	White Male	African American Male	Other Race Male	White Female	African American Female	Other Race Female	Unknown Race or Sex	Total	% of Children Referred
Age Under 1	0	0	0	0	0	0	0	0	0.00%
Age 1	0	0	0	0	0	0	0	0	0.00%
Age 2	0	0	0	0	0	0	0	0	0.00%
Age 3	0	0	0	0	0	0	0	0	0.00%
Age 4	0	0	0	0	0	0	0	0	0.00%
Age 5	0	0	0	0	0	0	0	0	0.00%
Age 6	0	0	0	0	0	0	0	0	0.00%
Age 7	0	0	0	0	0	0	0	0	0.00%
Age 8	0	0	0	0	0	0	0	0	0.00%
Age 9	0	0	0	0	0	0	0	0	0.00%
Age 10	0	0	0	0	0	0	0	0	0.00%
Age 11	0	0	0	0	0	0	0	0	0.00%
Age 12	0	0	0	0	0	0	0	0	0.00%
Age 13	0	0	0	0	0	0	0	0	0.00%
Age 14	0	0	0	0	0	0	0	0	0.00%
Age 15	0	0	0	0	0	0	0	0	0.00%
Age 16	0	0	0	0	0	0	0	0	0.00%
Age 17	0	0	0	0	0	0	0	0	0.00%
Age 18	0	0	0	0	0	0	0	0	0.00%
Age 19 and Over	0	0	0	0	0	0	0	0	0.00%
Totals	0	0	0	0	0	0	0	0	

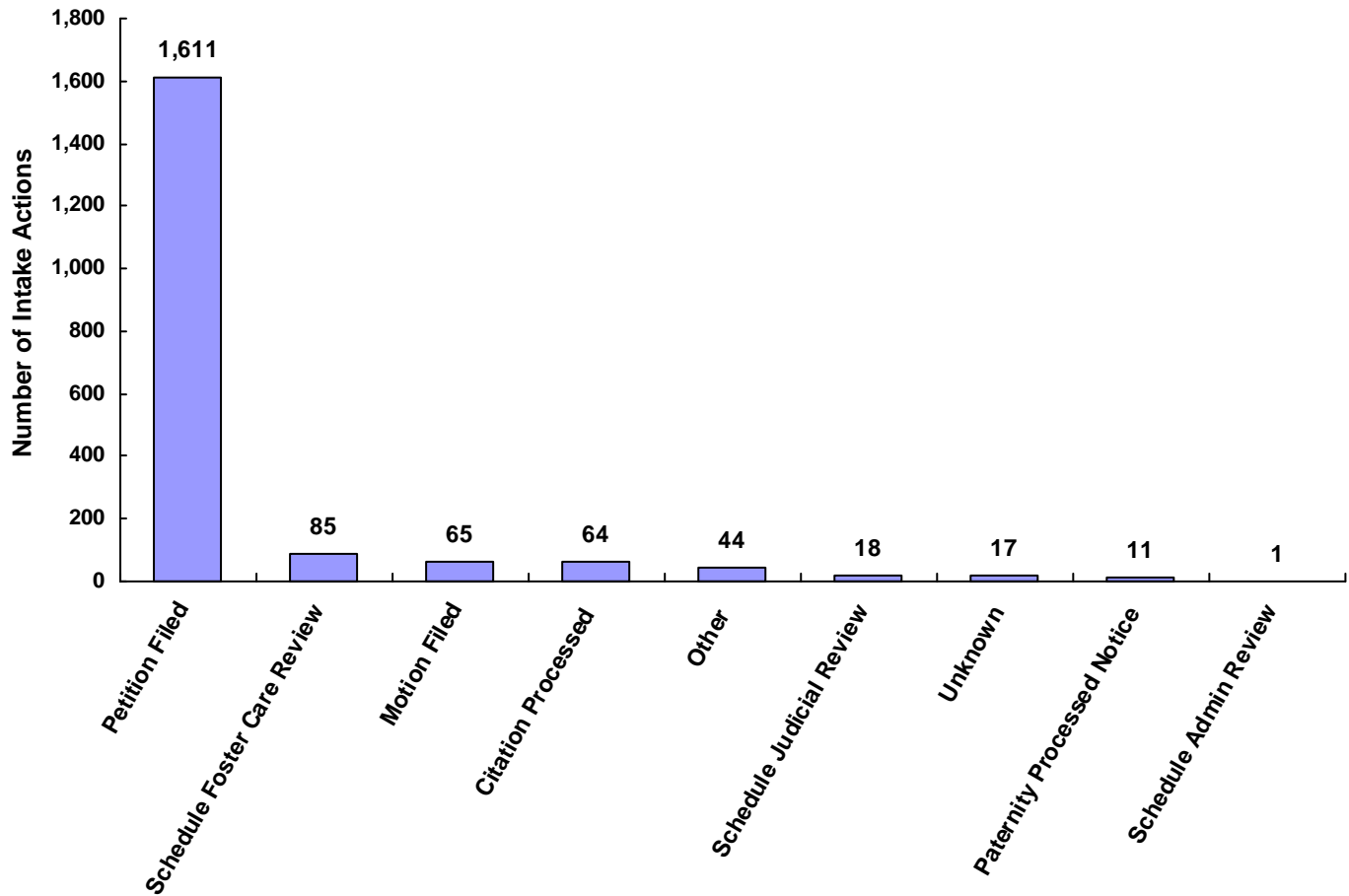
Total Children Referred for Carrying Weapons on School Property

**TENNESSEE COUNCIL OF JUVENILE AND FAMILY COURT JUDGES
2008 COCKE COUNTY JUVENILE COURT STATISTICAL DATA**

Intake Actions at Referral by Race and Sex for CY 2008

	White Male	African American Male	Other Race Male	White Female	African American Female	Other Race Female	Unknown Race or Sex	Total	% of Total Referrals
Petition Filed	820	31	15	677	21	8	39	1,611	84.08%
Motion Filed	33	3	1	26	0	2	0	65	3.39%
Citation Processed	38	1	0	22	1	0	2	64	3.34%
Paternity Processed Notice	4	0	0	6	0	1	0	11	0.57%
Schedule Judicial Review	11	1	0	4	0	0	2	18	0.94%
Schedule Admin Review	0	0	0	1	0	0	0	1	0.05%
Schedule Foster Care Review	46	0	0	38	0	1	0	85	4.44%
Unknown	5	0	0	10	0	1	1	17	0.89%
Does Not Apply	0	0	0	0	0	0	0	0	0.00%
Other	19	0	1	21	1	2	0	44	2.30%
Totals	976	36	17	805	23	15	44	1,916	

Total Intake Actions at Referral



**TENNESSEE COUNCIL OF JUVENILE AND FAMILY COURT JUDGES
2008 COCKE COUNTY JUVENILE COURT STATISTICAL DATA**

Intake Actions of Referrals by Class of Offense, Race and Sex for CY 2008

	White Male	African American Male	Other Race Male	White Female	African American Female	Other Race Female	Unknown Race or Sex	Total
<u>Offenses Against Persons</u>								
Petition Filed	29	2	0	9	1	0	1	42
Citation Processed	3	0	0	1	0	0	0	4
Motion Filed	0	0	0	0	0	0	0	0
Notification of Paternity Processed	0	0	0	0	0	0	0	0
Scheduling of Judicial Review	0	0	0	0	0	0	0	0
Scheduling of Administrative Review	0	0	0	0	0	0	0	0
Scheduling of Foster Care Review	0	0	0	0	0	0	0	0
Unknown	0	0	0	0	0	0	0	0
Does Not Apply	0	0	0	0	0	0	0	0
Other	0	0	0	0	0	0	0	0
Totals	32	2	0	10	1	0	1	46

<u>Offenses Against Property</u>								
Petition Filed	37	0	0	30	0	0	0	67
Citation Processed	1	0	0	4	0	0	0	5
Motion Filed	0	0	0	0	0	0	0	0
Notification of Paternity Processed	0	0	0	0	0	0	0	0
Scheduling of Judicial Review	0	0	0	0	0	0	0	0
Scheduling of Administrative Review	0	0	0	0	0	0	0	0
Scheduling of Foster Care Review	0	0	0	0	0	0	0	0
Unknown	0	0	0	0	0	0	0	0
Does Not Apply	0	0	0	0	0	0	0	0
Other	0	0	0	0	0	0	0	0
Totals	38	0	0	34	0	0	0	72

<u>Illegal Conduct</u>								
Petition Filed	135	1	0	81	2	0	5	224
Citation Processed	32	1	0	13	0	0	2	48
Scheduling of Administrative Review	0	0	0	1	0	0	0	1
Motion Filed	0	0	0	0	0	0	0	0
Notification of Paternity Processed	0	0	0	0	0	0	0	0
Scheduling of Judicial Review	0	0	0	0	0	0	0	0
Scheduling of Foster Care Review	0	0	0	0	0	0	0	0
Unknown	0	0	0	0	0	0	0	0
Does Not Apply	0	0	0	0	0	0	0	0
Other	0	0	0	0	0	0	0	0
Totals	167	2	0	95	2	0	7	273

**TENNESSEE COUNCIL OF JUVENILE AND FAMILY COURT JUDGES
2008 COCKE COUNTY JUVENILE COURT STATISTICAL DATA**

Intake Actions of Referrals by Class of Offense, Race and Sex for CY 2008

	White Male	African American Male	Other Race Male	White Female	African American Female	Other Race Female	Unknown Race or Sex	Total
<u>Status Offenses</u>								
Petition Filed	109	1	2	109	1	0	2	224
Other	7	0	0	12	0	0	0	19
Citation Processed	1	0	0	4	1	0	0	6
Motion Filed	0	0	0	0	0	0	0	0
Notification of Paternity Processed	0	0	0	0	0	0	0	0
Scheduling of Judicial Review	0	0	0	0	0	0	0	0
Scheduling of Administrative Review	0	0	0	0	0	0	0	0
Scheduling of Foster Care Review	0	0	0	0	0	0	0	0
Unknown	0	0	0	0	0	0	0	0
Does Not Apply	0	0	0	0	0	0	0	0
Totals	117	1	2	125	2	0	2	249

<u>Dependency/Neglect</u>								
Petition Filed	143	4	2	108	3	0	2	262
Other	2	0	0	1	1	0	0	4
Motion Filed	1	0	0	1	0	0	0	2
Citation Processed	0	0	0	0	0	0	0	0
Notification of Paternity Processed	0	0	0	0	0	0	0	0
Scheduling of Judicial Review	0	0	0	0	0	0	0	0
Scheduling of Administrative Review	0	0	0	0	0	0	0	0
Scheduling of Foster Care Review	0	0	0	0	0	0	0	0
Unknown	0	0	0	0	0	0	0	0
Does Not Apply	0	0	0	0	0	0	0	0
Totals	146	4	2	110	4	0	2	268

<u>Other Violation Proceedings</u>								
Petition Filed	0	0	0	1	0	0	0	1
Motion Filed	0	0	0	0	0	0	0	0
Citation Processed	0	0	0	0	0	0	0	0
Notification of Paternity Processed	0	0	0	0	0	0	0	0
Scheduling of Judicial Review	0	0	0	0	0	0	0	0
Scheduling of Administrative Review	0	0	0	0	0	0	0	0
Scheduling of Foster Care Review	0	0	0	0	0	0	0	0
Unknown	0	0	0	0	0	0	0	0
Does Not Apply	0	0	0	0	0	0	0	0
Other	0	0	0	0	0	0	0	0
Totals	0	0	0	1	0	0	0	1

**TENNESSEE COUNCIL OF JUVENILE AND FAMILY COURT JUDGES
2008 COCKE COUNTY JUVENILE COURT STATISTICAL DATA**

Intake Actions of Referrals by Class of Offense, Race and Sex for CY 2008

	White Male	African American Male	Other Race Male	White Female	African American Female	Other Race Female	Unknown Race or Sex	Total
<u>Parentage</u>								
Petition Filed	190	19	6	185	6	4	22	432
Unknown	5	0	0	9	0	1	1	16
Other	8	0	1	5	0	2	0	16
Notification of Paternity Processed	4	0	0	6	0	1	0	11
Motion Filed	2	2	0	5	0	0	0	9
Citation Processed	0	0	0	0	0	0	0	0
Scheduling of Judicial Review	0	0	0	0	0	0	0	0
Scheduling of Administrative Review	0	0	0	0	0	0	0	0
Scheduling of Foster Care Review	0	0	0	0	0	0	0	0
Does Not Apply	0	0	0	0	0	0	0	0
Totals	209	21	7	210	6	8	23	484
<u>Special Proceedings</u>								
Petition Filed	93	3	1	76	4	1	5	183
Scheduling of Foster Care Review	46	0	0	38	0	1	0	85
Motion Filed	16	1	0	12	0	2	0	31
Scheduling of Judicial Review	11	1	0	4	0	0	2	18
Other	2	0	0	2	0	0	0	4
Citation Processed	0	0	0	0	0	0	0	0
Notification of Paternity Processed	0	0	0	0	0	0	0	0
Scheduling of Administrative Review	0	0	0	0	0	0	0	0
Unknown	0	0	0	0	0	0	0	0
Does Not Apply	0	0	0	0	0	0	0	0
Totals	168	5	1	132	4	4	7	321
<u>Other</u>								
Petition Filed	84	1	4	78	4	3	2	176
Motion Filed	14	0	1	8	0	0	0	23
Citation Processed	1	0	0	0	0	0	0	1
Unknown	0	0	0	1	0	0	0	1
Other	0	0	0	1	0	0	0	1
Notification of Paternity Processed	0	0	0	0	0	0	0	0
Scheduling of Judicial Review	0	0	0	0	0	0	0	0
Scheduling of Administrative Review	0	0	0	0	0	0	0	0
Scheduling of Foster Care Review	0	0	0	0	0	0	0	0
Does Not Apply	0	0	0	0	0	0	0	0
Totals	99	1	5	88	4	3	2	202
All Intake Action Totals	976	36	17	805	23	15	44	1,916

**TENNESSEE COUNCIL OF JUVENILE AND FAMILY COURT JUDGES
2008 COCKE COUNTY JUVENILE COURT STATISTICAL DATA**

Detention Statistics at Referral by Individual Child by Race and Sex for CY 2008

	White Male	African American Male	Other Race Male	White Female	African American Female	Other Race Female	Unknown Race or Sex	Total	% of Total Children
Does Not Apply	396	16	7	340	13	10	20	802	76.60%
Other	113	2	2	86	2	0	3	208	19.87%
Unknown	13	0	0	13	1	1	1	29	2.77%
Juvenile Detention Facility	6	0	0	1	0	0	0	7	0.67%
Non-Secure Placement	1	0	0	0	0	0	0	1	0.10%
Jail - Complete Separation	0	0	0	0	0	0	0	0	0.00%
Jail - Partial Separation	0	0	0	0	0	0	0	0	0.00%
Jail - No Separation	0	0	0	0	0	0	0	0	0.00%
Psychiatric Hospital	0	0	0	0	0	0	0	0	0.00%
Totals	529	18	9	440	16	11	24	1,047	

Detention Statistics at Referral by Individual Case for CY 2008

	Cases	% of Total Cases
Does Not Apply	1,489	80.05%
Other	315	16.94%
Unknown	37	1.99%
Juvenile Detention Facility	16	0.86%
Non-Secure Placement	2	0.11%
Psychiatric Hospital	1	0.05%
Jail - Complete Separation	0	0.00%
Jail - Partial Separation	0	0.00%
Jail - No Separation	0	0.00%
	1,860	100.00%

Detention Statistics above are reported separately by Child and by Case. One child may have multiple cases.

Does Not Apply: Refers to cases not eligible for detention due to the type of Referral or the decision not to detain.

**TENNESSEE COUNCIL OF JUVENILE AND FAMILY COURT JUDGES
2008 COCKE COUNTY JUVENILE COURT STATISTICAL DATA**

Placement after Secure Detention Hearing by Individual Child by Race and Sex for CY 2008

	White Male	African American Male	Other Race Male	White Female	African American Female	Other Race Female	Unknown Race or Sex	Total	% of Total Children
Does Not Apply	401	17	8	341	13	10	20	810	77.36%
Unknown	96	1	1	64	1	1	4	168	16.05%
Other	26	0	0	34	2	0	0	62	5.92%
Returned to Prior Living Arr	4	0	0	0	0	0	0	4	0.38%
Juvenile Detention Facility	1	0	0	1	0	0	0	2	0.19%
Psychiatric Hospital	1	0	0	0	0	0	0	1	0.10%
Jail	0	0	0	0	0	0	0	0	0.00%
Shelter / Group Home	0	0	0	0	0	0	0	0	0.00%
Foster Family Home	0	0	0	0	0	0	0	0	0.00%
Totals	529	18	9	440	16	11	24	1,047	

Placement after Secure Detention Hearing by Individual Case for CY 2008

	Cases	% of Total Cases
Does Not Apply	1,499	80.59%
Unknown	256	13.76%
Other	87	4.68%
Returned to Prior Living Arrangement	11	0.59%
Juvenile Detention Facility	3	0.16%
Psychiatric Hospital	2	0.11%
Shelter / Group Home	1	0.05%
Foster Family Home	1	0.05%
Jail	0	0.00%
	1,860	100.00%

Detention Statistics above are reported separately by Child and by Case. One child may have multiple cases.

Does Not Apply: Refers to cases not eligible for detention due to the type of Referral or the decision not to detain.

**TENNESSEE COUNCIL OF JUVENILE AND FAMILY COURT JUDGES
2008 COCKE COUNTY JUVENILE COURT STATISTICAL DATA**

Dispositional Procedures for CY 2008

Procedures used to Dispose or Adjust all Referrals

	Number	% of All Referrals
Formally Adjudicated	749	39.09%
Informally Adjusted	254	13.26%
Transfer to Adult Court Hearings and Charges Cleared	0	0.00%
Otherwise Handled	913	47.65%
	1,916	100.00%

Referrals Disposed by Formal Adjudicatory Proceedings

	Number	% of All Referrals
Dismissed	100	5.22%
Retired / Nolle Prosequi	7	0.37%
Complaint Substantiated Delinquent	180	9.39%
Complaint Substantiated Status Offender	152	7.93%
Complaint Substantiated Dependent/Neglect	310	16.18%
Complaint Substantiated Abused	0	0.00%
Complaint Substantiated Mentally Ill	0	0.00%
	749	39.09%

Referrals Disposed by Other Actions

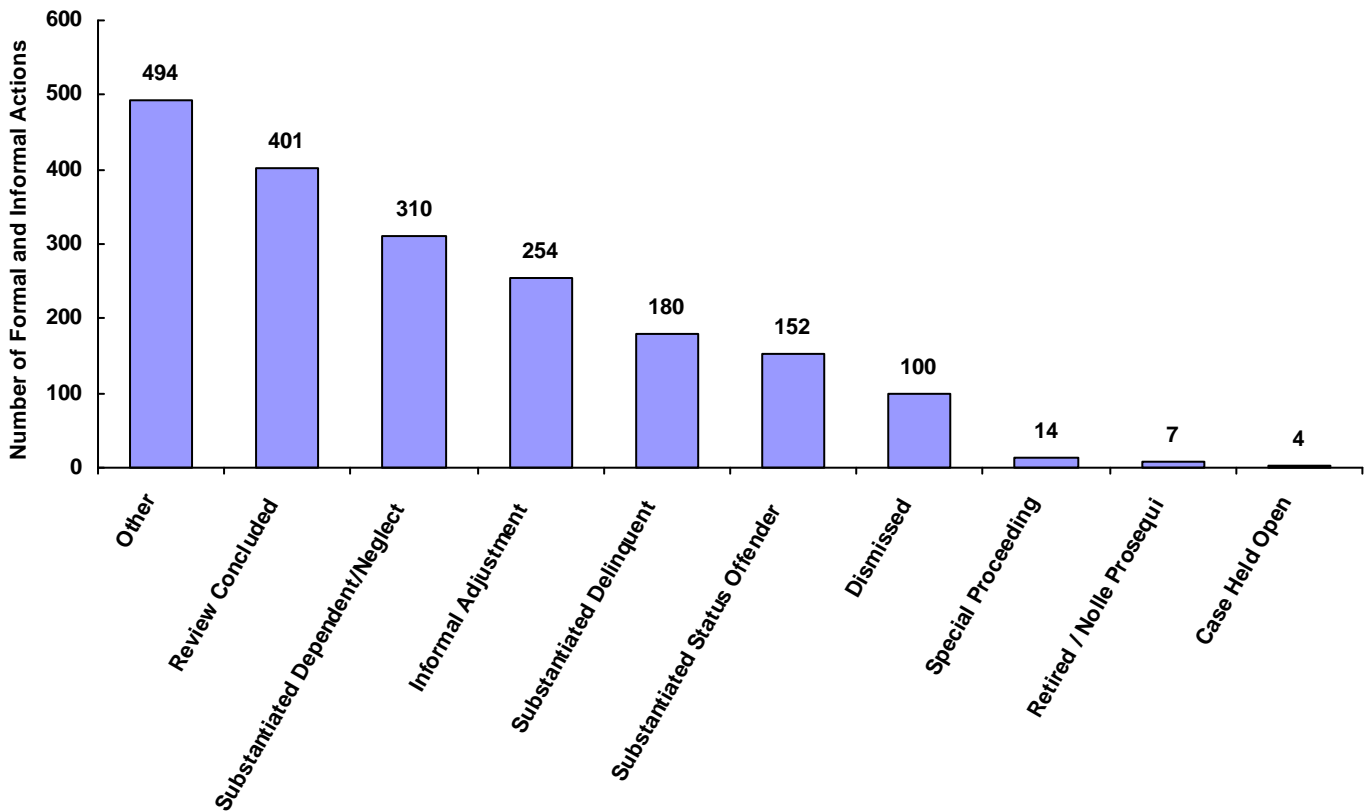
	Number	% of All Referrals
Informal Adjustment	254	13.26%
Transfer to Adult Court Hearing	0	0.00%
Charges Cleared by Transfer to Adult Court	0	0.00%
Pretrial Diversion	0	0.00%
Special Proceeding	14	0.73%
Review Concluded	401	20.93%
Case Held Open	4	0.21%
Other	494	25.78%
Unknown	0	0.00%
	1,167	60.91%

TENNESSEE COUNCIL OF JUVENILE AND FAMILY COURT JUDGES 2008 COCKE COUNTY JUVENILE COURT STATISTICAL DATA

Formal and Informal Actions by Race and Sex for CY 2008

	White Male	African American Male	Other Race Male	White Female	African American Female	Other Race Female	Unknown Race or Sex	Total	% of Total Referrals
Dismissed	56	3	0	37	0	0	4	100	5.22%
Retired / Nolle Prosequi	0	0	0	4	0	0	3	7	0.37%
Substantiated Delinquent	109	1	0	68	1	0	1	180	9.39%
Substantiated Status Offender	68	2	2	79	1	0	0	152	7.93%
Substantiated Dependent/Neglect	164	4	5	129	4	2	2	310	16.18%
Substantiated Abused	0	0	0	0	0	0	0	0	0.00%
Substantiated Mentally Ill	0	0	0	0	0	0	0	0	0.00%
Informal Adjustment	143	2	0	103	3	0	3	254	13.26%
Pretrial Diversion	0	0	0	0	0	0	0	0	0.00%
Transfer to Adult Court Hearing	0	0	0	0	0	0	0	0	0.00%
Cleared by Transfer to Adult Court	0	0	0	0	0	0	0	0	0.00%
Special Proceeding	7	0	1	4	0	2	0	14	0.73%
Review Concluded	207	4	2	169	5	4	10	401	20.93%
Case Held Open	2	0	0	2	0	0	0	4	0.21%
Unknown	0	0	0	0	0	0	0	0	0.00%
Other	220	20	7	210	9	7	21	494	25.78%
Totals	976	36	17	805	23	15	44	1,916	

Total Formal and Informal Actions



**TENNESSEE COUNCIL OF JUVENILE AND FAMILY COURT JUDGES
2008 COCKE COUNTY JUVENILE COURT STATISTICAL DATA**

Formal and Informal Actions by Type of Offense, Race and Sex for CY 2008

	White Male	African American Male	Other Race Male	White Female	African American Female	Other Race Female	Unknown Race or Sex	Total
<u>Delinquent</u>								
Complaint Substantiated Delinquent	104	1	0	59	1	0	1	166
Informal Adjustment	82	2	0	46	2	0	1	133
Dismissed	27	0	0	8	0	0	2	37
Complaint Substantiated Status Offender	10	1	0	16	0	0	0	27
Other	12	0	0	4	0	0	1	17
Retired / Nolle Prosequi	0	0	0	4	0	0	3	7
Case Held Open	2	0	0	1	0	0	0	3
Review Concluded	0	0	0	1	0	0	0	1
Complaint Substantiated Dependent/Neglect	0	0	0	0	0	0	0	0
Complaint Substantiated Abused	0	0	0	0	0	0	0	0
Complaint Substantiated Mentally Ill	0	0	0	0	0	0	0	0
Pretrial Diversion	0	0	0	0	0	0	0	0
Transfer to Adult Court Hearing	0	0	0	0	0	0	0	0
Charges Cleared by Transfer to Adult Court	0	0	0	0	0	0	0	0
Special Proceeding	0	0	0	0	0	0	0	0
Unknown	0	0	0	0	0	0	0	0
Totals	237	4	0	139	3	0	8	391

	White Male	African American Male	Other Race Male	White Female	African American Female	Other Race Female	Unknown Race or Sex	Total
<u>Status</u>								
Complaint Substantiated Status Offender	55	1	2	61	1	0	0	120
Informal Adjustment	55	0	0	54	1	0	2	112
Dismissed	6	0	0	6	0	0	0	12
Complaint Substantiated Delinquent	1	0	0	2	0	0	0	3
Other	0	0	0	2	0	0	0	2
Retired / Nolle Prosequi	0	0	0	0	0	0	0	0
Complaint Substantiated Dependent/Neglect	0	0	0	0	0	0	0	0
Complaint Substantiated Abused	0	0	0	0	0	0	0	0
Complaint Substantiated Mentally Ill	0	0	0	0	0	0	0	0
Pretrial Diversion	0	0	0	0	0	0	0	0
Transfer to Adult Court Hearing	0	0	0	0	0	0	0	0
Charges Cleared by Transfer to Adult Court	0	0	0	0	0	0	0	0
Special Proceeding	0	0	0	0	0	0	0	0
Review Concluded	0	0	0	0	0	0	0	0
Case Held Open	0	0	0	0	0	0	0	0
Unknown	0	0	0	0	0	0	0	0
Totals	117	1	2	125	2	0	2	249

**TENNESSEE COUNCIL OF JUVENILE AND FAMILY COURT JUDGES
2008 COCKE COUNTY JUVENILE COURT STATISTICAL DATA**

Formal and Informal Actions by Type of Offense, Race and Sex for CY 2008

	White Male	African American Male	Other Race Male	White Female	African American Female	Other Race Female	Unknown Race or Sex	Total
<u>Dependency and Neglect</u>								
Complaint Substantiated Dependent/Neglect	124	4	1	92	4	0	2	227
Review Concluded	7	0	0	7	0	0	0	14
Other	6	0	1	7	0	0	0	14
Dismissed	9	0	0	4	0	0	0	13
Retired / Nolle Prosequi	0	0	0	0	0	0	0	0
Complaint Substantiated Delinquent	0	0	0	0	0	0	0	0
Complaint Substantiated Status Offender	0	0	0	0	0	0	0	0
Complaint Substantiated Abused	0	0	0	0	0	0	0	0
Complaint Substantiated Mentally Ill	0	0	0	0	0	0	0	0
Informal Adjustment	0	0	0	0	0	0	0	0
Pretrial Diversion	0	0	0	0	0	0	0	0
Transfer to Adult Court Hearing	0	0	0	0	0	0	0	0
Charges Cleared by Transfer to Adult Court	0	0	0	0	0	0	0	0
Special Proceeding	0	0	0	0	0	0	0	0
Case Held Open	0	0	0	0	0	0	0	0
Unknown	0	0	0	0	0	0	0	0
Totals	146	4	2	110	4	0	2	268

<u>Other Violations</u>								
Complaint Substantiated Status Offender	0	0	0	1	0	0	0	1
Dismissed	0	0	0	0	0	0	0	0
Retired / Nolle Prosequi	0	0	0	0	0	0	0	0
Complaint Substantiated Delinquent	0	0	0	0	0	0	0	0
Complaint Substantiated Dependent/Neglect	0	0	0	0	0	0	0	0
Complaint Substantiated Abused	0	0	0	0	0	0	0	0
Complaint Substantiated Mentally Ill	0	0	0	0	0	0	0	0
Informal Adjustment	0	0	0	0	0	0	0	0
Pretrial Diversion	0	0	0	0	0	0	0	0
Transfer to Adult Court Hearing	0	0	0	0	0	0	0	0
Charges Cleared by Transfer to Adult Court	0	0	0	0	0	0	0	0
Special Proceeding	0	0	0	0	0	0	0	0
Review Concluded	0	0	0	0	0	0	0	0
Case Held Open	0	0	0	0	0	0	0	0
Unknown	0	0	0	0	0	0	0	0
Other	0	0	0	0	0	0	0	0
Totals	0	0	0	1	0	0	0	1

**TENNESSEE COUNCIL OF JUVENILE AND FAMILY COURT JUDGES
2008 COCKE COUNTY JUVENILE COURT STATISTICAL DATA**

Formal and Informal Actions by Type of Offense, Race and Sex for CY 2008

	White Male	African American Male	Other Race Male	White Female	African American Female	Other Race Female	Unknown Race or Sex	Total
<u>Special Proceedings</u>								
Other	184	19	4	171	6	7	20	411
Review Concluded	173	4	0	145	4	3	8	337
Dismissed	8	3	0	12	0	0	2	25
Complaint Substantiated Dependent/Neglect	4	0	3	9	0	0	0	16
Special Proceeding	7	0	1	4	0	2	0	14
Complaint Substantiated Delinquent	1	0	0	0	0	0	0	1
Case Held Open	0	0	0	1	0	0	0	1
Retired / Nolle Prosequi	0	0	0	0	0	0	0	0
Complaint Substantiated Status Offender	0	0	0	0	0	0	0	0
Complaint Substantiated Abused	0	0	0	0	0	0	0	0
Complaint Substantiated Mentally Ill	0	0	0	0	0	0	0	0
Informal Adjustment	0	0	0	0	0	0	0	0
Pretrial Diversion	0	0	0	0	0	0	0	0
Transfer to Adult Court Hearing	0	0	0	0	0	0	0	0
Charges Cleared by Transfer to Adult Court	0	0	0	0	0	0	0	0
Unknown	0	0	0	0	0	0	0	0
Totals	377	26	8	342	10	12	30	805
<u>Other</u>								
Complaint Substantiated Dependent/Neglect	36	0	1	28	0	2	0	67
Other	18	1	2	26	3	0	0	50
Review Concluded	27	0	2	16	1	1	2	49
Dismissed	6	0	0	7	0	0	0	13
Complaint Substantiated Delinquent	3	0	0	7	0	0	0	10
Informal Adjustment	6	0	0	3	0	0	0	9
Complaint Substantiated Status Offender	3	0	0	1	0	0	0	4
Retired / Nolle Prosequi	0	0	0	0	0	0	0	0
Complaint Substantiated Abused	0	0	0	0	0	0	0	0
Complaint Substantiated Mentally Ill	0	0	0	0	0	0	0	0
Pretrial Diversion	0	0	0	0	0	0	0	0
Transfer to Adult Court Hearing	0	0	0	0	0	0	0	0
Charges Cleared by Transfer to Adult Court	0	0	0	0	0	0	0	0
Special Proceeding	0	0	0	0	0	0	0	0
Case Held Open	0	0	0	0	0	0	0	0
Unknown	0	0	0	0	0	0	0	0
Totals	99	1	5	88	4	3	2	202
All Action Totals	976	36	17	805	23	15	44	1,916

**TENNESSEE COUNCIL OF JUVENILE AND FAMILY COURT JUDGES
2008 COCKE COUNTY JUVENILE COURT STATISTICAL DATA**

Formal and Informal Actions by Class of Referral, Race and Sex for CY 2008

	White Male	African American Male	Other Race Male	White Female	African American Female	Other Race Female	Unknown Race or Sex	Total
<u>Offenses Against Persons</u>								
Complaint Substantiated Delinquent	18	1	0	7	0	0	0	26
Informal Adjustment	8	1	0	0	1	0	0	10
Dismissed	5	0	0	1	0	0	0	6
Retired / Nolle Prosequi	0	0	0	2	0	0	1	3
Case Held Open	1	0	0	0	0	0	0	1
Complaint Substantiated Status Offender	0	0	0	0	0	0	0	0
Complaint Substantiated Dependent/Neglect	0	0	0	0	0	0	0	0
Complaint Substantiated Abused	0	0	0	0	0	0	0	0
Complaint Substantiated Mentally Ill	0	0	0	0	0	0	0	0
Pretrial Diversion	0	0	0	0	0	0	0	0
Transfer to Adult Court Hearing	0	0	0	0	0	0	0	0
Charges Cleared by Transfer to Adult Court	0	0	0	0	0	0	0	0
Special Proceeding	0	0	0	0	0	0	0	0
Review Concluded	0	0	0	0	0	0	0	0
Unknown	0	0	0	0	0	0	0	0
Other	0	0	0	0	0	0	0	0
Totals	32	2	0	10	1	0	1	46

<u>Offenses Against Property</u>								
Complaint Substantiated Delinquent	26	0	0	20	0	0	0	46
Informal Adjustment	10	0	0	11	0	0	0	21
Dismissed	1	0	0	2	0	0	0	3
Complaint Substantiated Status Offender	1	0	0	1	0	0	0	2
Retired / Nolle Prosequi	0	0	0	0	0	0	0	0
Complaint Substantiated Dependent/Neglect	0	0	0	0	0	0	0	0
Complaint Substantiated Abused	0	0	0	0	0	0	0	0
Complaint Substantiated Mentally Ill	0	0	0	0	0	0	0	0
Pretrial Diversion	0	0	0	0	0	0	0	0
Transfer to Adult Court Hearing	0	0	0	0	0	0	0	0
Charges Cleared by Transfer to Adult Court	0	0	0	0	0	0	0	0
Special Proceeding	0	0	0	0	0	0	0	0
Review Concluded	0	0	0	0	0	0	0	0
Case Held Open	0	0	0	0	0	0	0	0
Unknown	0	0	0	0	0	0	0	0
Other	0	0	0	0	0	0	0	0
Totals	38	0	0	34	0	0	0	72

**TENNESSEE COUNCIL OF JUVENILE AND FAMILY COURT JUDGES
2008 COCKE COUNTY JUVENILE COURT STATISTICAL DATA**

Formal and Informal Actions by Class of Referral, Race and Sex for CY 2008

	White Male	African American Male	Other Race Male	White Female	African American Female	Other Race Female	Unknown Race or Sex	Total
<u>Illegal Conduct</u>								
Informal Adjustment	64	1	0	35	1	0	1	102
Complaint Substantiated Delinquent	60	0	0	32	1	0	1	94
Dismissed	21	0	0	5	0	0	2	28
Complaint Substantiated Status Offender	9	1	0	15	0	0	0	25
Other	12	0	0	4	0	0	1	17
Retired / Nolle Prosequi	0	0	0	2	0	0	2	4
Case Held Open	1	0	0	1	0	0	0	2
Review Concluded	0	0	0	1	0	0	0	1
Complaint Substantiated Dependent/Neglect	0	0	0	0	0	0	0	0
Complaint Substantiated Abused	0	0	0	0	0	0	0	0
Complaint Substantiated Mentally Ill	0	0	0	0	0	0	0	0
Pretrial Diversion	0	0	0	0	0	0	0	0
Transfer to Adult Court Hearing	0	0	0	0	0	0	0	0
Charges Cleared by Transfer to Adult Court	0	0	0	0	0	0	0	0
Special Proceeding	0	0	0	0	0	0	0	0
Unknown	0	0	0	0	0	0	0	0
Totals	167	2	0	95	2	0	7	273

Status Offenses

Complaint Substantiated Status Offender	55	1	2	61	1	0	0	120
Informal Adjustment	55	0	0	54	1	0	2	112
Dismissed	6	0	0	6	0	0	0	12
Complaint Substantiated Delinquent	1	0	0	2	0	0	0	3
Other	0	0	0	2	0	0	0	2
Retired / Nolle Prosequi	0	0	0	0	0	0	0	0
Complaint Substantiated Dependent/Neglect	0	0	0	0	0	0	0	0
Complaint Substantiated Abused	0	0	0	0	0	0	0	0
Complaint Substantiated Mentally Ill	0	0	0	0	0	0	0	0
Pretrial Diversion	0	0	0	0	0	0	0	0
Transfer to Adult Court Hearing	0	0	0	0	0	0	0	0
Charges Cleared by Transfer to Adult Court	0	0	0	0	0	0	0	0
Special Proceeding	0	0	0	0	0	0	0	0
Review Concluded	0	0	0	0	0	0	0	0
Case Held Open	0	0	0	0	0	0	0	0
Unknown	0	0	0	0	0	0	0	0
Totals	117	1	2	125	2	0	2	249

**TENNESSEE COUNCIL OF JUVENILE AND FAMILY COURT JUDGES
2008 COCKE COUNTY JUVENILE COURT STATISTICAL DATA**

Formal and Informal Actions by Class of Referral, Race and Sex for CY 2008

	White Male	African American Male	Other Race Male	White Female	African American Female	Other Race Female	Unknown Race or Sex	Total
<u>Dependency/Neglect</u>								
Complaint Substantiated Dependent/Neglect	124	4	1	92	4	0	2	227
Review Concluded	7	0	0	7	0	0	0	14
Other	6	0	1	7	0	0	0	14
Dismissed	9	0	0	4	0	0	0	13
Retired / Nolle Prosequi	0	0	0	0	0	0	0	0
Complaint Substantiated Delinquent	0	0	0	0	0	0	0	0
Complaint Substantiated Status Offender	0	0	0	0	0	0	0	0
Complaint Substantiated Abused	0	0	0	0	0	0	0	0
Complaint Substantiated Mentally Ill	0	0	0	0	0	0	0	0
Informal Adjustment	0	0	0	0	0	0	0	0
Pretrial Diversion	0	0	0	0	0	0	0	0
Transfer to Adult Court Hearing	0	0	0	0	0	0	0	0
Charges Cleared by Transfer to Adult Court	0	0	0	0	0	0	0	0
Special Proceeding	0	0	0	0	0	0	0	0
Case Held Open	0	0	0	0	0	0	0	0
Unknown	0	0	0	0	0	0	0	0
Totals	146	4	2	110	4	0	2	268

Other Violation Proceedings

Complaint Substantiated Status Offender	0	0	0	1	0	0	0	1
Dismissed	0	0	0	0	0	0	0	0
Retired / Nolle Prosequi	0	0	0	0	0	0	0	0
Complaint Substantiated Delinquent	0	0	0	0	0	0	0	0
Complaint Substantiated Dependent/Neglect	0	0	0	0	0	0	0	0
Complaint Substantiated Abused	0	0	0	0	0	0	0	0
Complaint Substantiated Mentally Ill	0	0	0	0	0	0	0	0
Informal Adjustment	0	0	0	0	0	0	0	0
Pretrial Diversion	0	0	0	0	0	0	0	0
Transfer to Adult Court Hearing	0	0	0	0	0	0	0	0
Charges Cleared by Transfer to Adult Court	0	0	0	0	0	0	0	0
Special Proceeding	0	0	0	0	0	0	0	0
Review Concluded	0	0	0	0	0	0	0	0
Case Held Open	0	0	0	0	0	0	0	0
Unknown	0	0	0	0	0	0	0	0
Other	0	0	0	0	0	0	0	0
Totals	0	0	0	1	0	0	0	1

**TENNESSEE COUNCIL OF JUVENILE AND FAMILY COURT JUDGES
2008 COCKE COUNTY JUVENILE COURT STATISTICAL DATA**

Formal and Informal Actions by Class of Referral, Race and Sex for CY 2008

	White Male	African American Male	Other Race Male	White Female	African American Female	Other Race Female	Unknown Race or Sex	Total
<u>Parentage</u>								
Other	174	18	4	165	6	6	20	393
Review Concluded	18	0	0	24	0	0	2	44
Dismissed	7	3	0	11	0	0	1	22
Special Proceeding	7	0	1	4	0	2	0	14
Complaint Substantiated Dependent/Neglect	2	0	2	5	0	0	0	9
Complaint Substantiated Delinquent	1	0	0	0	0	0	0	1
Case Held Open	0	0	0	1	0	0	0	1
Retired / Nolle Prosequi	0	0	0	0	0	0	0	0
Complaint Substantiated Status Offender	0	0	0	0	0	0	0	0
Complaint Substantiated Abused	0	0	0	0	0	0	0	0
Complaint Substantiated Mentally Ill	0	0	0	0	0	0	0	0
Informal Adjustment	0	0	0	0	0	0	0	0
Pretrial Diversion	0	0	0	0	0	0	0	0
Transfer to Adult Court Hearing	0	0	0	0	0	0	0	0
Charges Cleared by Transfer to Adult Court	0	0	0	0	0	0	0	0
Unknown	0	0	0	0	0	0	0	0
Totals	209	21	7	210	6	8	23	484

Special Proceedings

Review Concluded	155	4	0	121	4	3	6	293
Other	10	1	0	6	0	1	0	18
Complaint Substantiated Dependent/Neglect	2	0	1	4	0	0	0	7
Dismissed	1	0	0	1	0	0	1	3
Retired / Nolle Prosequi	0	0	0	0	0	0	0	0
Complaint Substantiated Delinquent	0	0	0	0	0	0	0	0
Complaint Substantiated Status Offender	0	0	0	0	0	0	0	0
Complaint Substantiated Abused	0	0	0	0	0	0	0	0
Complaint Substantiated Mentally Ill	0	0	0	0	0	0	0	0
Informal Adjustment	0	0	0	0	0	0	0	0
Pretrial Diversion	0	0	0	0	0	0	0	0
Transfer to Adult Court Hearing	0	0	0	0	0	0	0	0
Charges Cleared by Transfer to Adult Court	0	0	0	0	0	0	0	0
Special Proceeding	0	0	0	0	0	0	0	0
Case Held Open	0	0	0	0	0	0	0	0
Unknown	0	0	0	0	0	0	0	0
Totals	168	5	1	132	4	4	7	321

**TENNESSEE COUNCIL OF JUVENILE AND FAMILY COURT JUDGES
2008 COCKE COUNTY JUVENILE COURT STATISTICAL DATA**

Formal and Informal Actions by Class of Referral, Race and Sex for CY 2008

	White Male	African American Male	Other Race Male	White Female	African American Female	Other Race Female	Unknown Race or Sex	Total
Other								
Complaint Substantiated Dependent/Neglect	36	0	1	28	0	2	0	67
Other	18	1	2	26	3	0	0	50
Review Concluded	27	0	2	16	1	1	2	49
Dismissed	6	0	0	7	0	0	0	13
Complaint Substantiated Delinquent	3	0	0	7	0	0	0	10
Informal Adjustment	6	0	0	3	0	0	0	9
Complaint Substantiated Status Offender	3	0	0	1	0	0	0	4
Retired / Nolle Prosequi	0	0	0	0	0	0	0	0
Complaint Substantiated Abused	0	0	0	0	0	0	0	0
Complaint Substantiated Mentally Ill	0	0	0	0	0	0	0	0
Pretrial Diversion	0	0	0	0	0	0	0	0
Transfer to Adult Court Hearing	0	0	0	0	0	0	0	0
Charges Cleared by Transfer to Adult Court	0	0	0	0	0	0	0	0
Special Proceeding	0	0	0	0	0	0	0	0
Case Held Open	0	0	0	0	0	0	0	0
Unknown	0	0	0	0	0	0	0	0
Totals	99	1	5	88	4	3	2	202
<hr/>								
All Action Totals	976	36	17	805	23	15	44	1,916

**TENNESSEE COUNCIL OF JUVENILE AND FAMILY COURT JUDGES
2008 COCKE COUNTY JUVENILE COURT STATISTICAL DATA**

Children Transferred to Adult Court by Age at Disposition Date, Race and Sex for CY 2008

Total Children = 1,047

	White Male	African American Male	Other Race Male	White Female	African American Female	Other Race Female	Unknown Race or Sex	Total	% of All Children Referred
Age Under 1	0	0	0	0	0	0	0	0	0.00%
Age 1	0	0	0	0	0	0	0	0	0.00%
Age 2	0	0	0	0	0	0	0	0	0.00%
Age 3	0	0	0	0	0	0	0	0	0.00%
Age 4	0	0	0	0	0	0	0	0	0.00%
Age 5	0	0	0	0	0	0	0	0	0.00%
Age 6	0	0	0	0	0	0	0	0	0.00%
Age 7	0	0	0	0	0	0	0	0	0.00%
Age 8	0	0	0	0	0	0	0	0	0.00%
Age 9	0	0	0	0	0	0	0	0	0.00%
Age 10	0	0	0	0	0	0	0	0	0.00%
Age 11	0	0	0	0	0	0	0	0	0.00%
Age 12	0	0	0	0	0	0	0	0	0.00%
Age 13	0	0	0	0	0	0	0	0	0.00%
Age 14	0	0	0	0	0	0	0	0	0.00%
Age 15	0	0	0	0	0	0	0	0	0.00%
Age 16	0	0	0	0	0	0	0	0	0.00%
Age 17	0	0	0	0	0	0	0	0	0.00%
Age 18	0	0	0	0	0	0	0	0	0.00%
Age 19 and Over	0	0	0	0	0	0	0	0	0.00%
Totals	0	0	0	0	0	0	0	0	

Total Children Transferred to Adult Court

**TENNESSEE COUNCIL OF JUVENILE AND FAMILY COURT JUDGES
2008 COCKE COUNTY JUVENILE COURT STATISTICAL DATA**

Outcomes by Type Of Disposition, Race and Sex for CY 2008

	White Male	African American Male	Other Race Male	White Female	African American Female	Other Race Female	Unknown Race or Sex	Total
<u>General Action Codes</u>								
Case Dismissed	100	6	1	89	1	0	6	203
No Contact Order	70	3	0	80	2	0	0	155
Warned / Counseled	54	0	0	39	0	0	1	94
Referred for Alcohol and Drug Counseling	36	0	0	29	1	0	0	66
Supervision / Probation to Juvenile Court	25	0	0	30	1	0	0	56
Fine	30	0	0	5	0	0	0	35
House Arrest	20	0	0	7	1	0	0	28
Restitution	18	0	0	8	0	0	0	26
Driver's License Held Informally	11	1	0	5	1	0	1	19
Released from Probation	11	0	0	4	0	0	1	16
Referred to Defensive Driving School	10	1	0	3	0	0	0	14
Referred for Mental Health Counseling	11	0	0	2	0	0	0	13
Public Service	6	0	0	4	0	0	0	10
Injunction Other than No Contact Order	4	0	0	3	0	0	0	7
Case Retired or Nolle Prosequi	0	0	0	2	0	0	1	3
Held Open For Review	1	0	0	0	0	0	0	1
Private Mental Health Placement	1	0	0	0	0	0	0	1
Probation to Parents	0	0	0	0	0	0	0	0
Referral to Another Entity for Superv/Servc	0	0	0	0	0	0	0	0
Referred to Alternative School	0	0	0	0	0	0	0	0
Referred to Private Child Agency	0	0	0	0	0	0	0	0
Referred to Alcohol Safety School	0	0	0	0	0	0	0	0
Referral to Juvenile Court Educ-Based Pgm	0	0	0	0	0	0	0	0
Voluntary Placement with DMHMR	0	0	0	0	0	0	0	0
Private MR Placement	0	0	0	0	0	0	0	0
Placement with City/Cnty Agcy/Facility	0	0	0	0	0	0	0	0
Placement with Relative / Other Individual	0	0	0	0	0	0	0	0
Runaway Returned	0	0	0	0	0	0	0	0
Court Defined Curfew	0	0	0	0	0	0	0	0
Dismissed from Informal Adjustment	0	0	0	0	0	0	0	0
Dismissed from Pretrial Diversion	0	0	0	0	0	0	0	0
Totals	408	11	1	310	7	0	10	747

**TENNESSEE COUNCIL OF JUVENILE AND FAMILY COURT JUDGES
2008 COCKE COUNTY JUVENILE COURT STATISTICAL DATA**

Outcomes by Type Of Disposition, Race and Sex for CY 2008

	White Male	African American Male	Other Race Male	White Female	African American Female	Other Race Female	Unknown Race or Sex	Total
<u>Formal Action Codes</u>								
DCS Commitment - Custody	68	2	0	63	1	0	2	136
DCS Probation	43	1	0	36	0	0	0	80
DCS Commitment - Suspended	26	0	0	17	0	0	0	43
Parental Rights Terminated	14	0	0	11	1	0	0	26
Transfer to Another Juvenile Court for Dispo	4	0	0	6	0	0	0	10
Transferred to Adult Court	0	0	0	0	0	0	0	0
DMHMR Involuntary Commitment	0	0	0	0	0	0	0	0
DCS Commitment - Determinate	0	0	0	0	0	0	0	0
DCS Intensive Probation	0	0	0	0	0	0	0	0
Other Intensive Probation	0	0	0	0	0	0	0	0
Placed Under a Valid Court Order	0	0	0	0	0	0	0	0
Supervision by DCS	0	0	0	0	0	0	0	0
Parental Rights Not Terminated	0	0	0	0	0	0	0	0
Totals	155	3	0	133	2	0	2	295

Special Proceedings

Court Costs	301	12	4	261	9	5	12	604
Custody Changed	141	2	5	108	2	4	7	269
Foster Care Continued	114	6	1	104	2	1	2	230
Visitation Changed	55	6	1	64	4	0	4	134
Foster Care Terminated	34	0	0	23	2	2	1	62
Child Support Granted	23	2	2	21	4	2	3	57
Custody Unchanged	21	1	1	14	2	0	1	40
Voluntary Acknowledgement of Paternity	11	0	1	9	0	3	1	25
Child Support Amended	7	0	0	8	0	0	0	15
Visitation Unchanged	5	0	0	2	0	0	0	7
Paternity Determined / Child Legitimated	1	0	1	1	0	0	0	3
Child Support Terminated	1	0	0	1	0	0	0	2
Request for Medical Treatment Granted	0	0	0	2	0	0	0	2
Order of Reference to DCS	0	0	0	1	0	0	0	1
Paternity Not Determ/Child Not Legitimated	1	0	0	0	0	0	0	1
Child Support Denied	0	0	0	0	0	0	0	0
Request for Medical Treatment Denied	0	0	0	0	0	0	0	0
Consent to Marry Granted	0	0	0	0	0	0	0	0
Consent to Marry Denied	0	0	0	0	0	0	0	0
Totals	715	29	16	619	25	17	31	1,452


Other Outcome Codes

Other	276	11	6	246	6	4	10	559
Totals	276	11	6	246	6	4	10	559

All Outcome Totals	1,554	54	23	1,308	40	21	53	3,053
---------------------------	--------------	-----------	-----------	--------------	-----------	-----------	-----------	--------------

TENNESSEE COUNCIL OF JUVENILE AND FAMILY COURT JUDGES
2008 COCKE COUNTY JUVENILE COURT STATISTICAL DATA

Breakdown of Referrals by Court Personnel Executing the Action in CY 2008



	Referrals	% of Referrals
Judge	1,721	89.82%
Referee	0	0.00%
YSO	195	10.18%
Other	0	0.00%
Total	1,916	100.00%