

2008

State of Tennessee

Annual Juvenile Court Statistical Report

Henderson County Breakdown

TABLE OF CONTENTS

Report Numbers Listed Below are shown at the Bottom of each Report, followed by the Report Page Number

	Report Number
Juvenile Court Referral Process	
Chart – The Juvenile Court Referral Process	1
Chart – Delinquent, Dependent/Neglect/Abuse, and Status/Unruly Referrals	2
Chart – Referrals by Type of Offense	3
Chart – Referrals for Status/Unruly Offenses	4
Children and Referral Counts by Race and Sex	
Table – Children with Delinquent Referrals by Race and Sex	5
Table – Children with Status/Unruly Referrals by Race and Sex	5
Table – Children with Dependency/Neglect/Abuse Allegations by Race and Sex	5
Table – Referrals Delinquent Referrals by Race and Sex	6
Table – Referrals Status/Unruly Referrals by Race and Sex	6
Table – Referrals Dependency/Neglect/Abuse Allegations by Race and Sex	6
Table/Chart – Referrals by Age Group, Race and Sex	7
Table/Chart – Children Referred by Age, Race and Sex	8
Table/Chart – Children Referred by Race and Sex	9
Table/Chart – Children of Hispanic Origin by Race and Sex	10
Table – Referrals by Type of Offense, Age Group, Race and Sex	11
Living Arrangement of the Child at Time of Referral	
Table/Chart – Living Arrangement at Time of Referral by Race and Sex	12
School Status of Individual Children at Time of Referral to Juvenile Court	
Table – Last Grade Completed by Children by Race and Sex	13
Table – Children Enrolled in School	13
Table – Children Enrolled in Special Education	13
Referral Information by Race, Sex and Class of Referral/Offense	
Table/Chart – Class of Referrals by Race and Sex	14
Table - Referrals by Class and Type of Offense by Race and Sex	15
Referral Reasons by Type, Race and Sex	
Table – Referral Reasons by Type of Offense, Race and Sex	16
Table – Top 4 Referral Reasons by Sex and Race	17
Table – Top 4 Referral Reasons by Sex, Race and Type of Offense	18
Source of Referrals to the Juvenile Court	
Table – Source of Referrals by Race and Sex	19
Table – Six Most Frequent Referral Reasons by Source, Race and Sex	20
Table – Source of Referrals by Type of Offense, Race and Sex	21
Children Referred with Weapons Charges	
Table/Chart – Children Referred for Unlawful Carrying/Possession of a Weapon by Age, Race and Sex	22
Table/Chart – Children Referred for Carrying Weapons on School Property	23
Intake Actions at Referral	
Table/Chart – Intake Actions at Referral by Race and Sex	24
Table/Chart – Intake Actions of Referrals by Class of Offense, Race and Sex	25

TABLE OF CONTENTS


Report Numbers Listed Below are shown at the Bottom of each Report, followed by the Report Page Number

	Report Number
Detention Statistics at Referral	
Table – Detention Statistics at Referral by Individual Child by Race and Sex	26
Table – Detention Statistics at Referral by Individual Case	26
Table – Placement After Secure Detention Hearing by Individual Child by Race and Sex	27
Table – Placement After Secure Detention Hearing by Individual Case	27
Dispositional Procedures	
Table – Procedures used to Dispose or Adjust All Referrals	28
Table – Referrals Disposed by Formal Adjudicatory Proceedings	28
Table – Referrals Disposed by Other Actions	28
Formal and Informal Actions	
Table/Chart – Formal and Informal Actions by Race and Sex	29
Table – Formal and Informal Actions by Type of Offense, Race and Sex	30
Table – Formal and Informal Actions by Class of Referral, Race and Sex	31
Children Transferred to Adult Court	
Table/Chart – Children Transferred to Adult Court by Age, Race and Sex	32
Outcomes by Type of Disposition	
Table – Outcomes by Type of Disposition, Race and Sex	33
Juvenile Court Referrals Disposed County-Wide Based on Number of Referrals	
Table/Chart – Breakdown of Referrals by Court Personnel Executing the Action	34

**TENNESSEE COUNCIL OF JUVENILE AND FAMILY COURT JUDGES
2008 HENDERSON COUNTY JUVENILE COURT STATISTICAL DATA**

The Juvenile Court Referral Process for CY 2008

Delinquent 623	Status 314	Dependency and Neglect 73	Other Violations 0	Special Proceedings 185	Parentage 94	Other 1
--------------------------	----------------------	-------------------------------------	------------------------------	-----------------------------------	------------------------	-------------------



Parents, Victims, School, Relatives, State Dept, etc.
713

Law Enforcement
577

Pretrial Diversion, Informal Adjustment
243

Court Actions
1,290

Transfer to Adult Court Hearing
0

Charges Cleared By Transfer to Adult Court
5



Formal Adjudications
609

Special Proceeding
98


Review Concluded
27



Juvenile Court System Outcomes / Dispositions
2,098

Case Held Open
308

Other
0




Formal
412



General
1,103



Special Proceedings
579

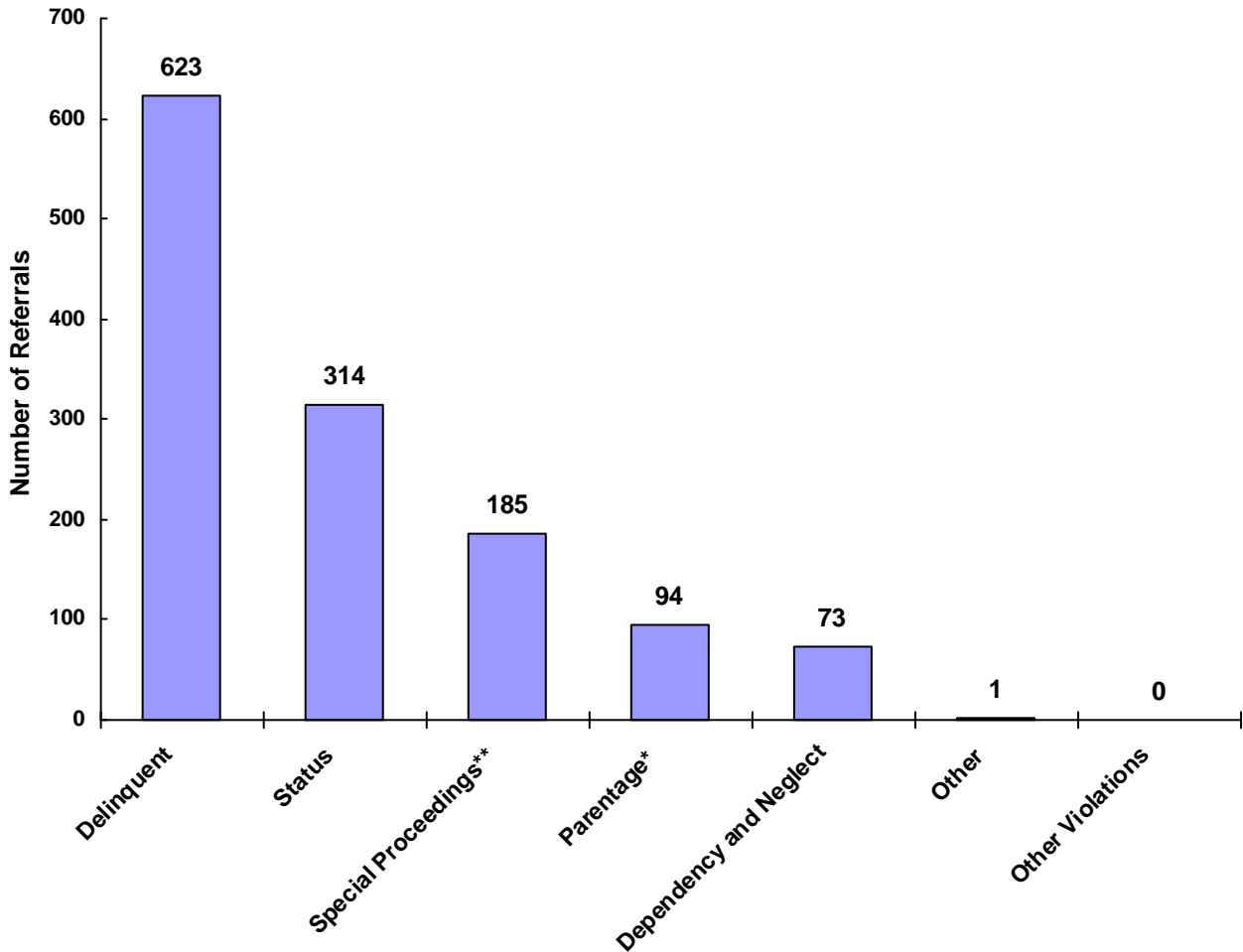


Other
4

**TENNESSEE COUNCIL OF JUVENILE AND FAMILY COURT JUDGES
2008 HENDERSON COUNTY JUVENILE COURT STATISTICAL DATA**

Referrals by Type of Offense in CY 2008

Total Referrals = 1,290



* Parentage includes: Custody, Visitation, Paternity/Legitimation and Child Support

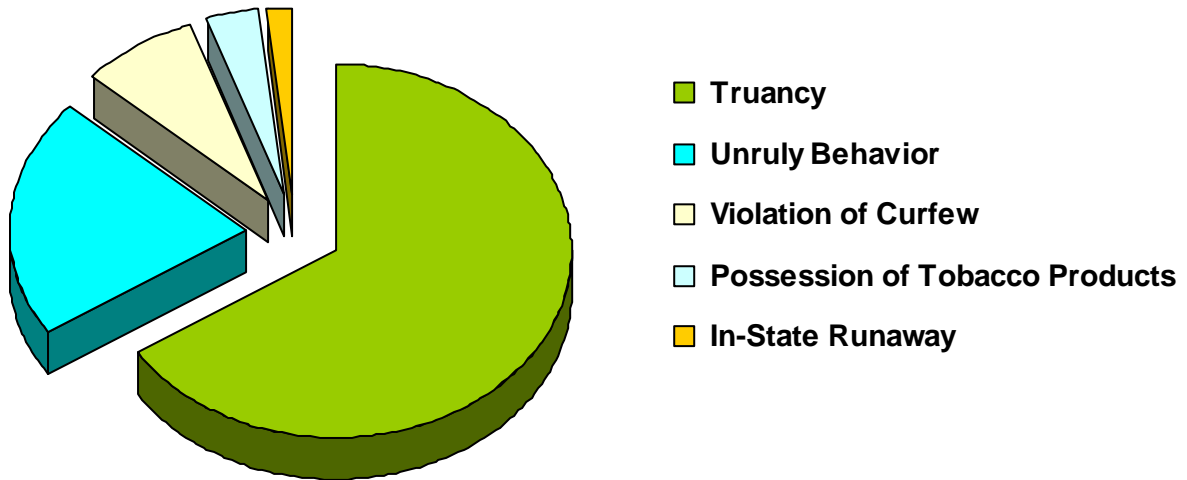
**Special Proceedings include: Judicial Review, Administrative Review, Foster Care Review, Request for Medical Treatment and Consent to Marry

Information from the Juvenile Court represents a total of 654 children and 985 cases that were reported to the TCJFCJ.

A Status offense is an offense committed by a child that if committed by an adult, would not be considered an offense or unlawful act. An example of this is smoking when not legally an adult.

**TENNESSEE COUNCIL OF JUVENILE AND FAMILY COURT JUDGES
2008 HENDERSON COUNTY JUVENILE COURT STATISTICAL DATA**

**Referrals for Status/Unruly Offenses in CY 2008
Total Status/Unruly Referrals = 314**



Referral Reason	Count	Percent
Truancy	207	65.92%
Unruly Behavior	65	20.70%
Violation of Curfew	25	7.96%
Possession of Tobacco Products	12	3.82%
In-State Runaway	5	1.59%
Violation of a Valid Court Order	0	0.00%
Out-of-State Runaway	0	0.00%
Total	314	

**TENNESSEE COUNCIL OF JUVENILE AND FAMILY COURT JUDGES
2008 HENDERSON COUNTY JUVENILE COURT STATISTICAL DATA**

Children* with Delinquent Referrals by Race and Sex for CY 2008

	White	African American	Native American	Asian	Mixed Race	Unknown Race	Total
Male	156	24	0	0	11	0	191
Female	84	11	0	0	6	0	101
Unknown Sex	0	0	0	0	0	0	
Totals	240	35	0	0	17	0	292

Children* with Status/Unruly Referrals by Race and Sex for CY 2008

	White	African American	Native American	Asian	Mixed Race	Unknown Race	Total
Male	115	16	0	0	13	0	144
Female	81	11	0	0	11	1	104
Unknown Sex	0	0	0	0	0	0	
Totals	196	27	0	0	24	1	248

Children* with Dependency/Neglect/Abuse Allegations by Race and Sex for CY 2008

	White	African American	Native American	Asian	Mixed Race	Unknown Race	Total
Male	25	5	0	0	2	0	32
Female	30	0	0	0	2	0	32
Unknown Sex	0	0	0	0	0	0	
Totals	55	5	0	0	4	0	64

* A child may be counted in more than one category

**TENNESSEE COUNCIL OF JUVENILE AND FAMILY COURT JUDGES
2008 HENDERSON COUNTY JUVENILE COURT STATISTICAL DATA**

Delinquent Referrals by Race and Sex for CY 2008

	White	African American	Native American	Asian	Mixed Race	Unknown Race	Total
Male	342	76	0	0	46	0	464
Female	137	15	0	0	7	0	159
Unknown Sex	0	0	0	0	0	0	0
Totals	479	91	0	0	53	0	623

Status/Unruly Referrals by Race and Sex for CY 2008

	White	African American	Native American	Asian	Mixed Race	Unknown Race	Total
Male	147	22	0	0	16	0	185
Female	99	14	0	0	15	1	129
Unknown Sex	0	0	0	0	0	0	0
Totals	246	36	0	0	31	1	314

Dependency/Neglect/Abuse Allegations by Race and Sex for CY 2008

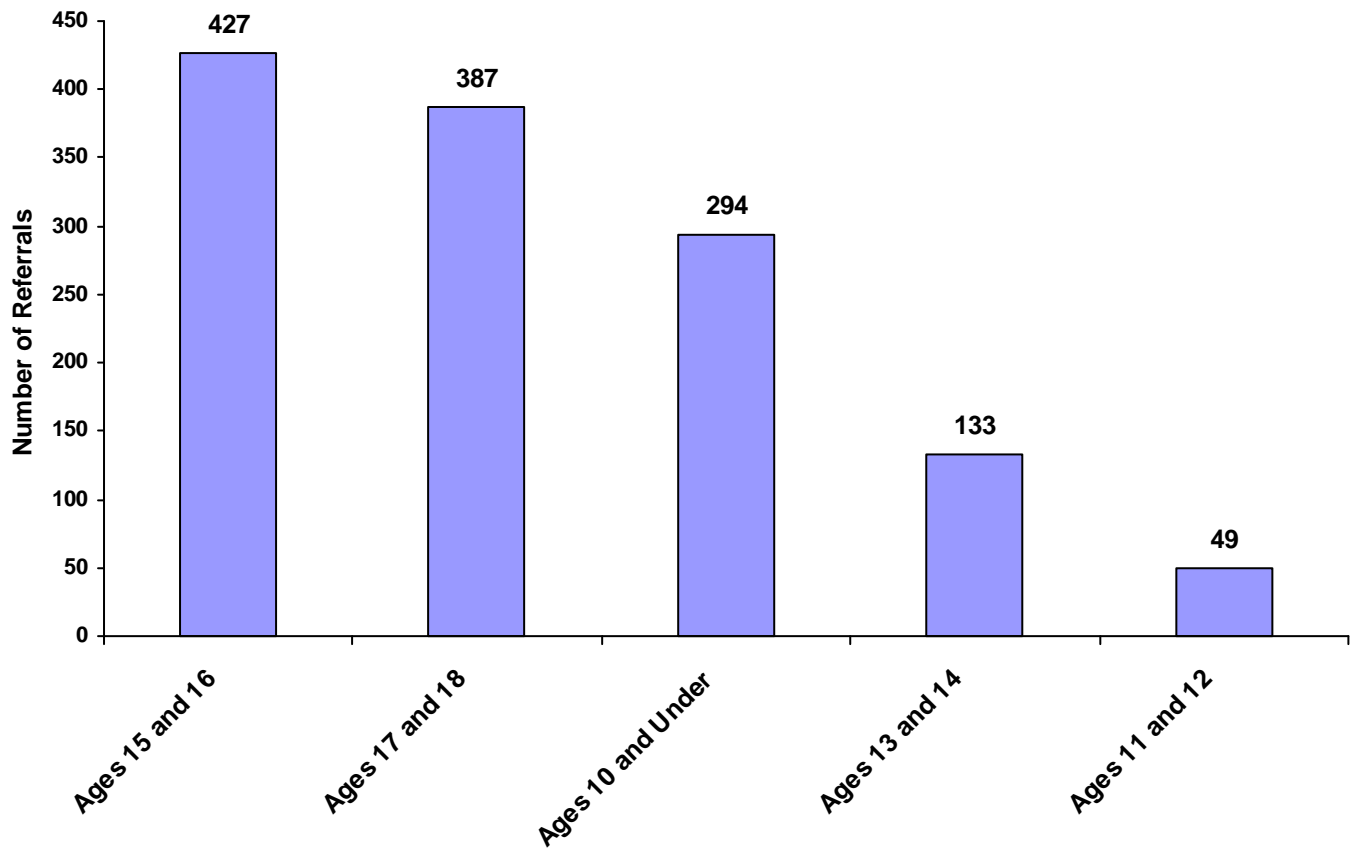
	White	African American	Native American	Asian	Mixed Race	Unknown Race	Total
Male	28	5	0	0	3	0	36
Female	35	0	0	0	2	0	37
Unknown Sex	0	0	0	0	0	0	0
Totals	63	5	0	0	5	0	73

**TENNESSEE COUNCIL OF JUVENILE AND FAMILY COURT JUDGES
2008 HENDERSON COUNTY JUVENILE COURT STATISTICAL DATA**

Referrals by Age Group, Race and Sex for CY 2008

	White Male	African American Male	Other Race Male	White Female	African American Female	Other Race Female	Unknown Race or Sex	Total	% of Total Referrals
Birth through Age 10	138	15	15	110	5	11	0	294	22.79%
Ages 11 and 12	22	10	2	15	0	0	0	49	3.80%
Ages 13 and 14	48	18	5	53	2	7	0	133	10.31%
Ages 15 and 16	243	54	21	90	14	5	0	427	33.10%
Ages 17 and 18	208	25	29	102	14	8	1	387	30.00%
All Age Group Totals	659	122	72	370	35	31	1	1,290	

Total Referrals by Age Group

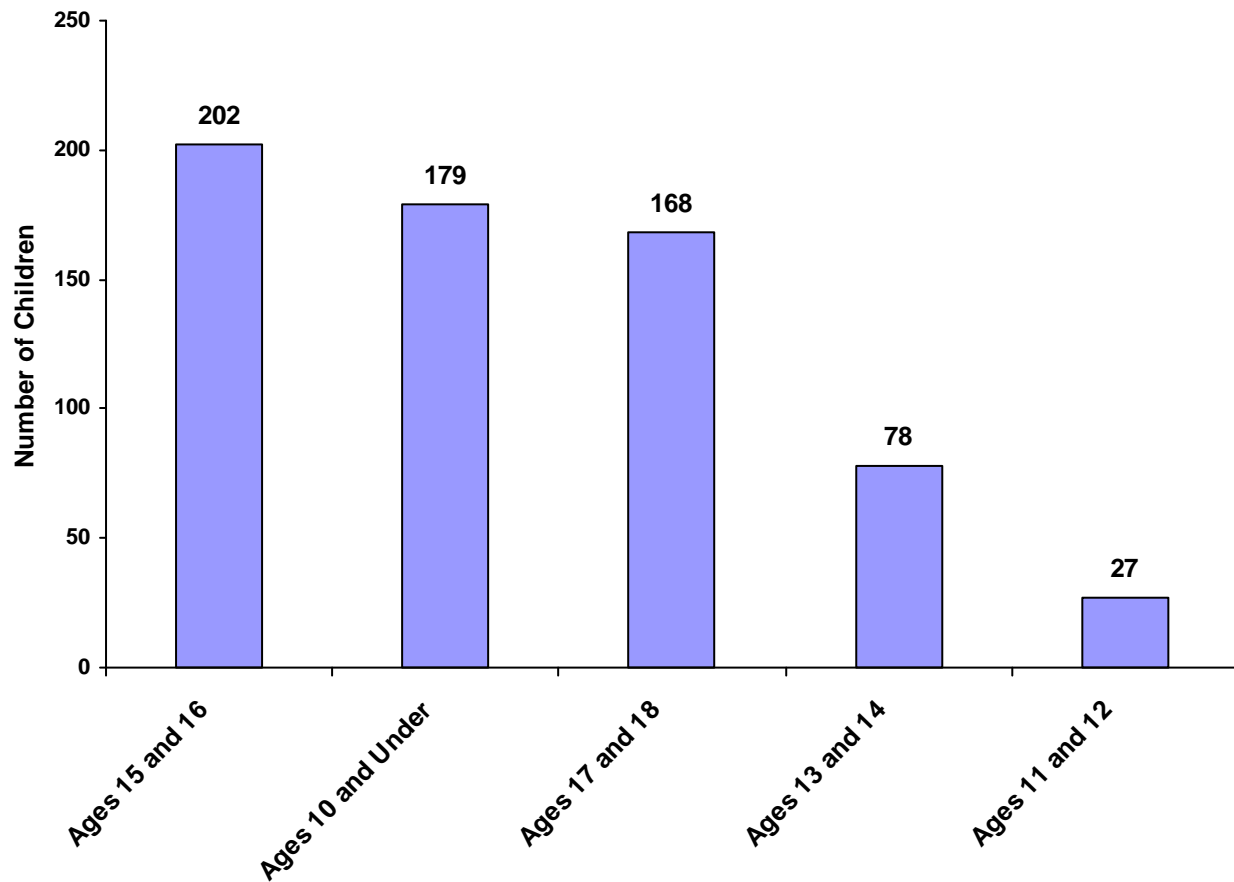


**TENNESSEE COUNCIL OF JUVENILE AND FAMILY COURT JUDGES
2008 HENDERSON COUNTY JUVENILE COURT STATISTICAL DATA**

Children Referred by Age Group, Race and Sex for CY 2008

	White Male	African American Male	Other Race Male	White Female	African American Female	Other Race Female	Unknown Race or Sex	Total	% of All Children Referred
Ages 10 and Under	82	9	9	69	2	8	0	179	27.37%
Ages 11 through 12	14	3	2	8	0	0	0	27	4.13%
Ages 13 through 14	26	7	3	35	2	5	0	78	11.93%
Ages 15 through 16	105	14	7	64	10	2	0	202	30.89%
Ages 17 through 18	83	13	6	52	7	6	1	168	25.69%
Ages 19 and Over	0	0	0	0	0	0	0	0	0.00%
Total	310	46	27	228	21	21	1	654	

Total Children by Age Group

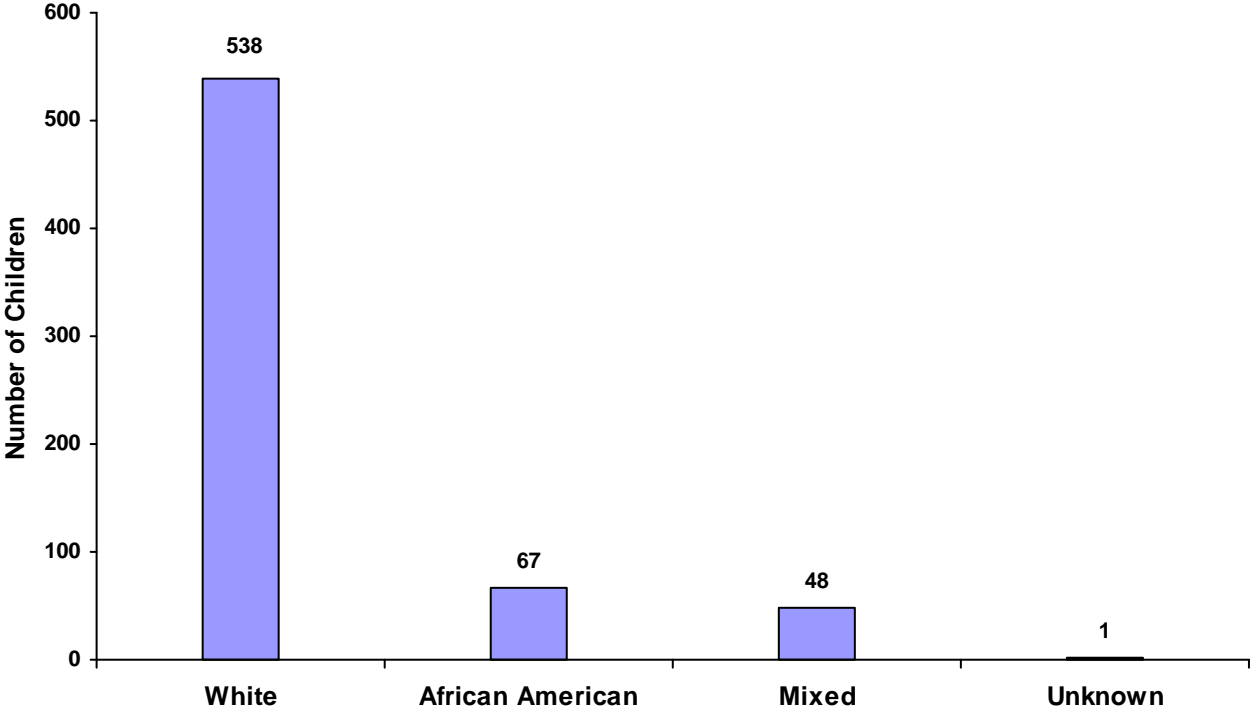


**TENNESSEE COUNCIL OF JUVENILE AND FAMILY COURT JUDGES
2008 HENDERSON COUNTY JUVENILE COURT STATISTICAL DATA**

Children Referred by Race and Sex for CY 2008

Race	Male	Female	Unknown	Total
White	310	228	0	538
African American	46	21	0	67
Native American	0	0	0	0
Asian	0	0	0	0
Mixed	27	21	0	48
Unknown	0	1	0	1
Total	383	271	0	654

Total Children by Race

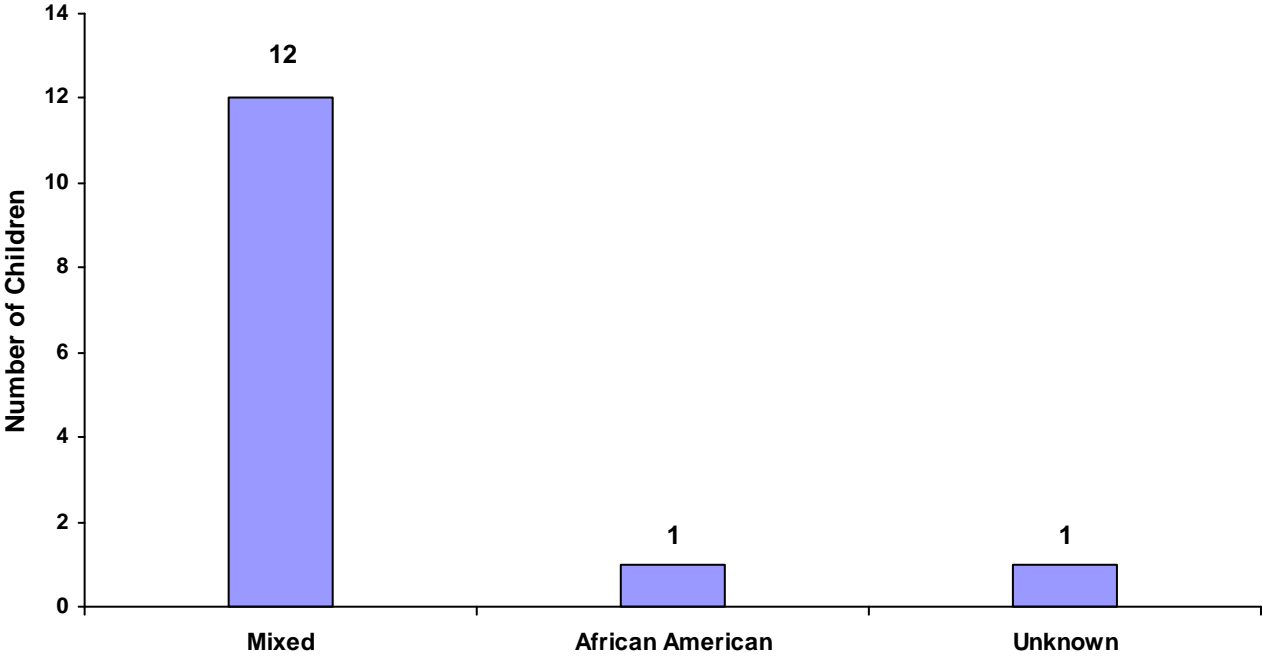


**TENNESSEE COUNCIL OF JUVENILE AND FAMILY COURT JUDGES
2008 HENDERSON COUNTY JUVENILE COURT STATISTICAL DATA**

Children of Hispanic Origin by Race and Sex for CY 2008

Race	Male	Female	Unknown	Total
White	0	0	0	0
African American	1	0	0	1
Native American	0	0	0	0
Asian	0	0	0	0
Mixed	6	6	0	12
Unknown	0	1	0	1
Total	7	7	0	14

Total Children of Hispanic Origin by Race



**TENNESSEE COUNCIL OF JUVENILE AND FAMILY COURT JUDGES
2008 HENDERSON COUNTY JUVENILE COURT STATISTICAL DATA**

Referrals by Type of Offense, Age Group, Race and Sex for CY 2008

	White Male	African American Male	Other Race Male	White Female	African American Female	Other Race Female	Unknown Race or Sex	Total
Delinquent								
Ages 10 and Under	5	0	4	2	0	0	0	11
Ages 11 through 12	5	8	0	5	0	0	0	18
Ages 13 through 14	17	14	0	11	1	3	0	46
Ages 15 through 16	165	36	19	52	6	2	0	280
Ages 17 through 18	150	18	23	67	8	2	0	268
Ages 19 and Over	0	0	0	0	0	0	0	0
Total	342	76	46	137	15	7	0	623
Status								
Ages 10 and Under	30	3	6	18	1	2	0	60
Ages 11 through 12	13	0	1	2	0	0	0	16
Ages 13 through 14	21	1	2	31	1	4	0	60
Ages 15 through 16	52	12	2	28	6	3	0	103
Ages 17 through 18	31	6	5	20	6	6	1	75
Ages 19 and Over	0	0	0	0	0	0	0	0
Total	147	22	16	99	14	15	1	314
Dependency and Neglect								
Ages 10 and Under	25	4	1	29	0	2	0	61
Ages 11 through 12	0	1	0	3	0	0	0	4
Ages 13 through 14	0	0	2	3	0	0	0	5
Ages 15 through 16	3	0	0	0	0	0	0	3
Ages 17 through 18	0	0	0	0	0	0	0	0
Ages 19 and Over	0	0	0	0	0	0	0	0
Total	28	5	3	35	0	2	0	73
Other Violations								
Ages 10 and Under	0	0	0	0	0	0	0	0
Ages 11 through 12	0	0	0	0	0	0	0	0
Ages 13 through 14	0	0	0	0	0	0	0	0
Ages 15 through 16	0	0	0	0	0	0	0	0
Ages 17 through 18	0	0	0	0	0	0	0	0
Ages 19 and Over	0	0	0	0	0	0	0	0
Total	0	0	0	0	0	0	0	0

**TENNESSEE COUNCIL OF JUVENILE AND FAMILY COURT JUDGES
2008 HENDERSON COUNTY JUVENILE COURT STATISTICAL DATA**

Referrals by Type of Offense, Age Group, Race and Sex for CY 2008

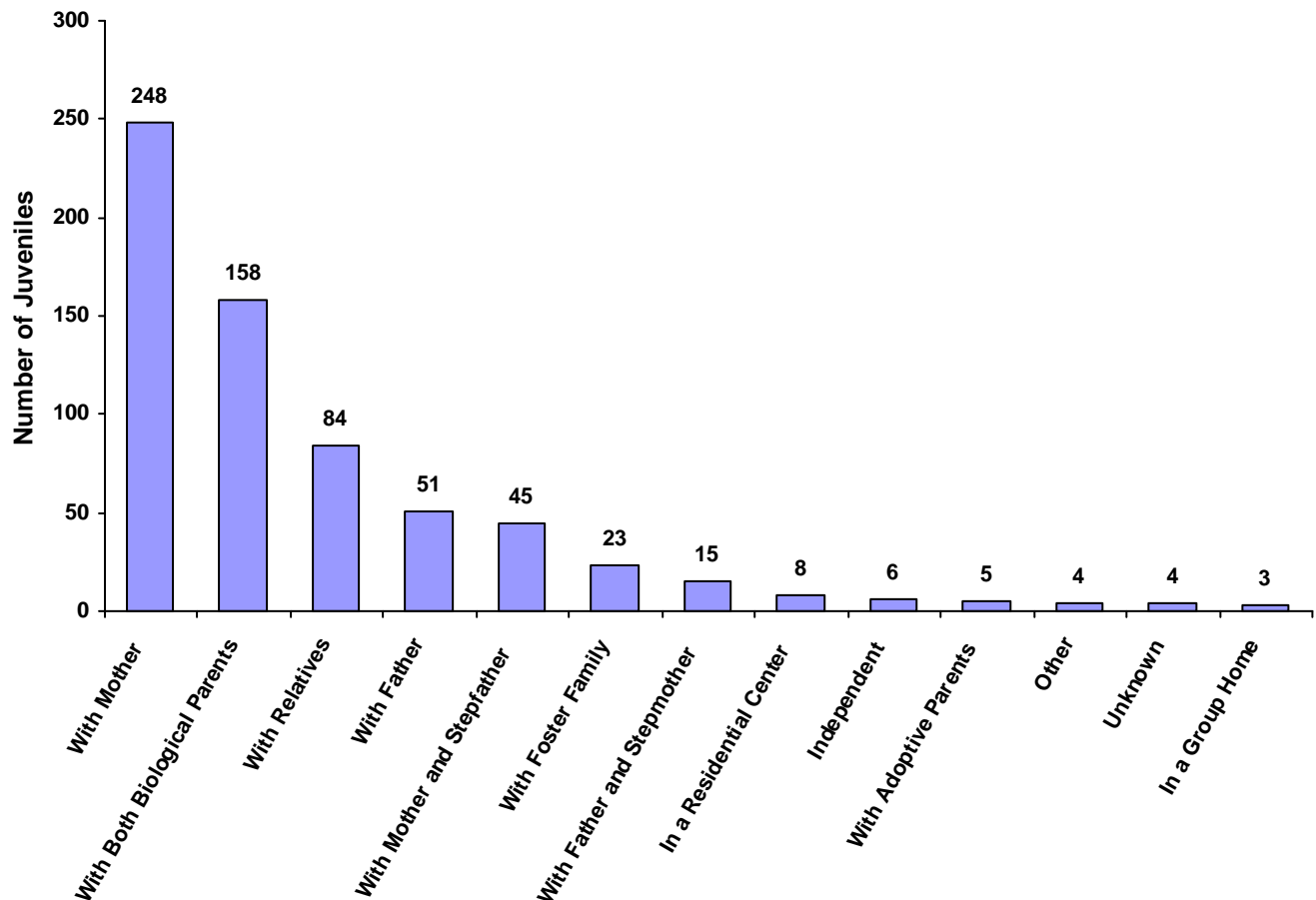
	White Male	African American Male	Other Race Male	White Female	African American Female	Other Race Female	Unknown Race or Sex	Total
Special Proceedings								
Ages 10 and Under	78	8	4	61	4	7	0	162
Ages 11 through 12	4	1	1	5	0	0	0	11
Ages 13 through 14	10	3	1	8	0	0	0	22
Ages 15 through 16	23	6	0	10	2	0	0	41
Ages 17 through 18	27	1	1	14	0	0	0	43
Ages 19 and Over	0	0	0	0	0	0	0	0
Total	142	19	7	98	6	7	0	279
Other								
Ages 10 and Under	0	0	0	0	0	0	0	0
Ages 11 through 12	0	0	0	0	0	0	0	0
Ages 13 through 14	0	0	0	0	0	0	0	0
Ages 15 through 16	0	0	0	0	0	0	0	0
Ages 17 through 18	0	0	0	1	0	0	0	1
Ages 19 and Over	0	0	0	0	0	0	0	0
Total	0	0	0	1	0	0	0	1
Grand Total	659	122	72	370	35	31	1	1,290

TENNESSEE COUNCIL OF JUVENILE AND FAMILY COURT JUDGES 2008 HENDERSON COUNTY JUVENILE COURT STATISTICAL DATA

Living Arrangement of Juveniles by Race and Sex for CY 2008

	White Male	African American Male	Other Race Male	White Female	African American Female	Other Race Female	Unknown Race or Sex	Total	% of All Children Referred
With Both Biological Parents	77	13	6	56	3	3	0	158	24.16%
With Father and Stepmother	8	0	1	5	1	0	0	15	2.29%
With Mother and Stepfather	26	2	1	14	0	2	0	45	6.88%
With Mother	101	21	12	87	15	11	1	248	37.92%
With Father	32	2	0	17	0	0	0	51	7.80%
With Relatives	39	6	4	31	1	3	0	84	12.84%
With Adoptive Parents	4	0	0	1	0	0	0	5	0.76%
With Foster Family	7	1	0	13	0	2	0	23	3.52%
In a Group Home	2	0	0	0	1	0	0	3	0.46%
In a Residential Center	7	1	0	0	0	0	0	8	1.22%
In an Institution	0	0	0	0	0	0	0	0	0.00%
Independent	2	0	1	3	0	0	0	6	0.92%
Unknown	2	0	2	0	0	0	0	4	0.61%
Other	3	0	0	1	0	0	0	4	0.61%
Totals	310	46	27	228	21	21	1	654	

Living Arrangement of Juveniles



**TENNESSEE COUNCIL OF JUVENILE AND FAMILY COURT JUDGES
2008 HENDERSON COUNTY JUVENILE COURT STATISTICAL DATA**

Last Grade Completed by Children by Race and Sex for CY 2008

	White Male	African American Male	Other Race Male	White Female	African American Female	Other Race Female	Unknown Race or Sex	Total	% of All Children Referred
Too Young for School	29	2	2	31	0	2	0	66	10.09%
Preschool	8	1	1	4	0	0	0	14	2.14%
Kindergarten	4	1	3	3	0	3	0	14	2.14%
1st Grade	7	0	0	6	1	0	0	14	2.14%
2nd Grade	6	1	1	5	0	0	0	13	1.99%
3rd Grade	5	1	1	0	0	1	0	8	1.22%
4th Grade	6	2	0	1	0	0	0	9	1.38%
5th Grade	4	0	1	3	0	0	0	8	1.22%
6th Grade	10	4	2	9	1	3	0	29	4.43%
7th Grade	16	2	1	10	2	2	0	33	5.05%
8th Grade	20	6	1	19	6	0	0	52	7.95%
9th Grade	39	6	2	28	0	3	1	79	12.08%
10th Grade	51	6	2	33	5	4	0	101	15.44%
11th Grade	42	7	3	25	3	1	0	81	12.39%
12th Grade	5	2	0	6	1	0	0	14	2.14%
Non-Graded Special Ed	0	0	0	0	0	0	0	0	0.00%
GED	5	0	1	4	0	0	0	10	1.53%
Graduated	0	0	0	0	0	0	0	0	0.00%
Never Attended School	0	0	0	0	0	0	0	0	0.00%
Unknown	53	5	6	41	2	2	0	109	16.67%
Other	0	0	0	0	0	0	0	0	0.00%
Totals	310	46	27	228	21	21	1	654	

Children Enrolled in School

	Children	% of All Children
Enrolled	559	85.47%
Not Enrolled	83	12.69%
Unknown	12	1.83%
	654	

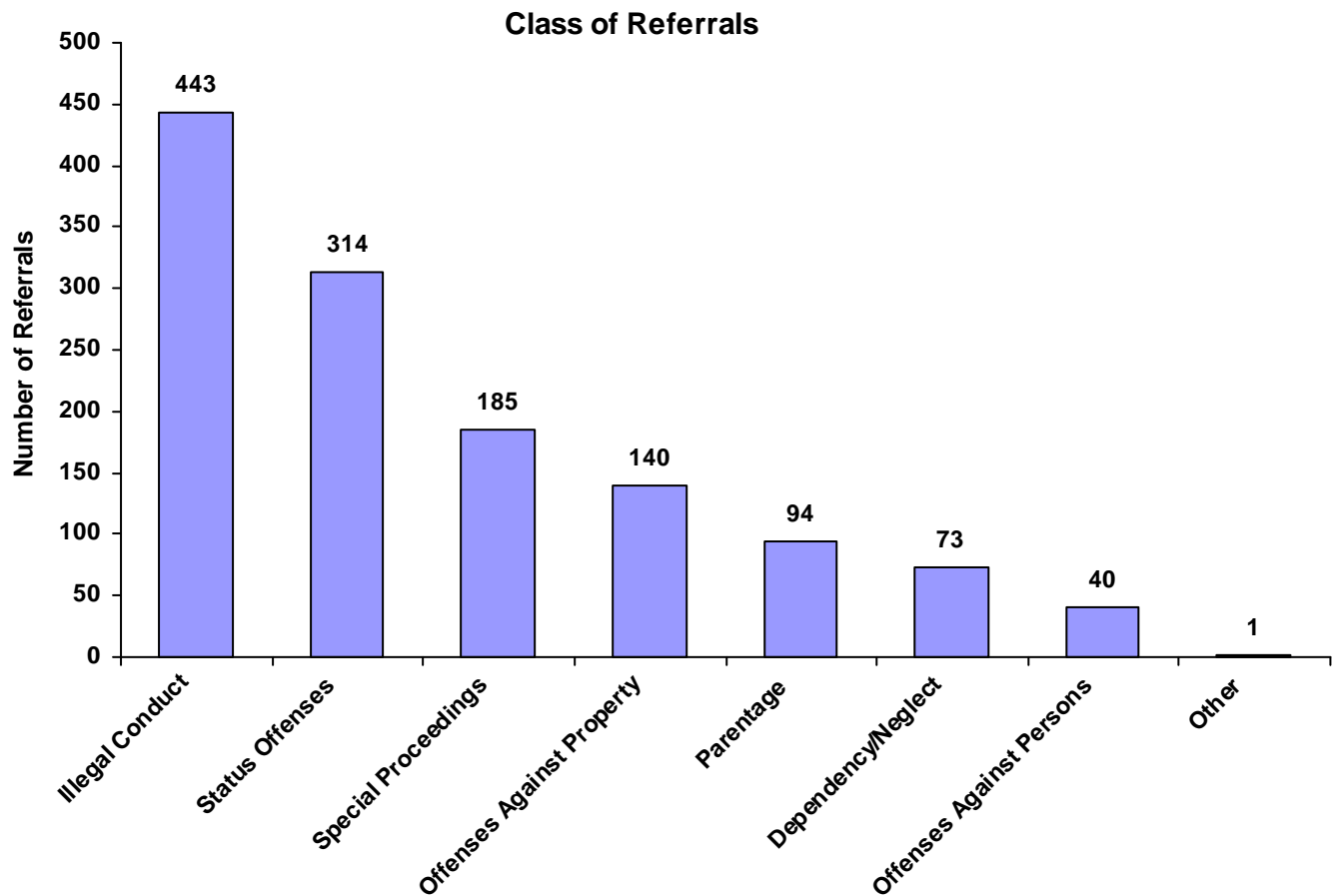
Children Enrolled in Special Education

	Children	% of All Children
Enrolled	90	13.76%
Not Enrolled	456	69.73%
Unknown	108	16.51%
	654	

**TENNESSEE COUNCIL OF JUVENILE AND FAMILY COURT JUDGES
2008 HENDERSON COUNTY JUVENILE COURT STATISTICAL DATA**

Class of Referrals by Race and Sex for CY 2008

	White Male	African American Male	Other Race Male	White Female	African American Female	Other Race Female	Unknown Race or Sex	Total	% of Total Referrals
Offenses Against Persons	17	4	6	10	1	2	0	40	3.10%
Offenses Against Property	67	45	4	18	5	1	0	140	10.85%
Illegal Conduct	258	27	36	109	9	4	0	443	34.34%
Status Offenses	147	22	16	99	14	15	1	314	24.34%
Dependency/Neglect	28	5	3	35	0	2	0	73	5.66%
Other Violation Proceedings	0	0	0	0	0	0	0	0	0.00%
Parentage	50	2	2	36	2	2	0	94	7.29%
Special Proceedings	92	17	5	62	4	5	0	185	14.34%
Other	0	0	0	1	0	0	0	1	0.08%
Totals	659	122	72	370	35	31	1	1,290	



**TENNESSEE COUNCIL OF JUVENILE AND FAMILY COURT JUDGES
2008 HENDERSON COUNTY JUVENILE COURT STATISTICAL DATA**

Referrals by Class and Type Of Offense by Race and Sex for CY 2008

	White Male	African American Male	Other Race Male	White Female	African American Female	Other Race Female	Unknown Race or Sex	Total
<u>Offenses Against Persons</u>								
Assault	14	4	3	4	1	2	0	28
Aggravated Assault	1	0	2	1	0	0	0	4
Aggravated Sexual Battery	0	0	0	3	0	0	0	3
Reckless Endangerment	1	0	1	1	0	0	0	3
Other Sexual Offenses	1	0	0	0	0	0	0	1
Attempted Crime Against a Person	0	0	0	1	0	0	0	1
Criminal Homicide	0	0	0	0	0	0	0	0
1st Degree Murder	0	0	0	0	0	0	0	0
2nd Degree Murder	0	0	0	0	0	0	0	0
Aggravated Rape	0	0	0	0	0	0	0	0
Rape of a Child	0	0	0	0	0	0	0	0
Aggravated Vehicular Homicide	0	0	0	0	0	0	0	0
Esp. Aggravated Robbery	0	0	0	0	0	0	0	0
Esp. Aggravated Kidnapping	0	0	0	0	0	0	0	0
Aggravated Robbery	0	0	0	0	0	0	0	0
Aggravated Kidnapping	0	0	0	0	0	0	0	0
Aggravated Child Abuse / Neglect	0	0	0	0	0	0	0	0
Rape	0	0	0	0	0	0	0	0
Voluntary Manslaughter	0	0	0	0	0	0	0	0
Vehicular Homicide	0	0	0	0	0	0	0	0
Sexual Abuse of a Child	0	0	0	0	0	0	0	0
Robbery	0	0	0	0	0	0	0	0
Criminally Negligent Homicide	0	0	0	0	0	0	0	0
Totals	17	4	6	10	1	2	0	40
<u>Offenses Against Property</u>								
Theft of Property	26	14	1	14	5	1	0	61
Vandalism	17	13	2	2	0	0	0	34
Burglary	16	10	1	0	0	0	0	27
Aggravated Burglary	7	8	0	2	0	0	0	17
Unauthorized Use of a Vehicle	1	0	0	0	0	0	0	1
Aggravated Arson	0	0	0	0	0	0	0	0
Arson	0	0	0	0	0	0	0	0
Forgery	0	0	0	0	0	0	0	0
Worthless Checks	0	0	0	0	0	0	0	0
Illegal Poss/Use of Credit/Debit Cards	0	0	0	0	0	0	0	0
Cruelty to Animals	0	0	0	0	0	0	0	0
Totals	67	45	4	18	5	1	0	140

**TENNESSEE COUNCIL OF JUVENILE AND FAMILY COURT JUDGES
2008 HENDERSON COUNTY JUVENILE COURT STATISTICAL DATA**

Referrals by Class and Type Of Offense by Race and Sex for CY 2008

	White Male	African American Male	Other Race Male	White Female	African American Female	Other Race Female	Unknown Race or Sex	Total
<u>Illegal Conduct</u>								
Traffic	192	18	29	86	9	4	0	338
Disorderly Conduct	13	3	2	9	0	0	0	27
Possession/Consumption of Alcohol	10	2	1	6	0	0	0	19
Other Drug Offenses	8	0	2	3	0	0	0	13
Possession of Controlled Substances	7	1	0	0	0	0	0	8
Violation of Wildlife Regulations	7	0	0	0	0	0	0	7
Resist Stop/Frisk/Halt/Arrest/Search	4	1	0	1	0	0	0	6
Violation of Probation	5	1	0	0	0	0	0	6
Harassment	1	0	0	3	0	0	0	4
Sale of Controlled Substances	1	0	2	0	0	0	0	3
Escape	1	1	0	0	0	0	0	2
Driving Under Influence (DUI)	2	0	0	0	0	0	0	2
Local Ordinances	2	0	0	0	0	0	0	2
Carrying Weapons on School Property	1	0	0	0	0	0	0	1
Unlawful Carrying / Poss of a Weapon	1	0	0	0	0	0	0	1
Evading Arrest	1	0	0	0	0	0	0	1
Filing a False Police Report	0	0	0	1	0	0	0	1
Criminal Trespass	1	0	0	0	0	0	0	1
Public Intoxication	1	0	0	0	0	0	0	1
Criminal Attempt	0	0	0	0	0	0	0	0
Aggravated Criminal Trespass	0	0	0	0	0	0	0	0
Failure to Appear	0	0	0	0	0	0	0	0
Criminal Impersonation	0	0	0	0	0	0	0	0
Gambling	0	0	0	0	0	0	0	0
Contempt of Court	0	0	0	0	0	0	0	0
Violation of Aftercare	0	0	0	0	0	0	0	0
Totals	258	27	36	109	9	4	0	443
<u>Status Offenses</u>								
Truancy	78	10	12	81	12	14	0	207
Unruly Behavior	45	7	2	10	1	0	0	65
Violation of Curfew	9	5	2	6	1	1	1	25
Possession of Tobacco Products	11	0	0	1	0	0	0	12
In-State Runaway	4	0	0	1	0	0	0	5
Out-of-State Runaway	0	0	0	0	0	0	0	0
Violation of a Valid Court Order	0	0	0	0	0	0	0	0
Totals	147	22	16	99	14	15	1	314
<u>Dependency/Neglect</u>								
Dependency / Neglect	26	5	3	34	0	2	0	70
Termination of Parental Rights	2	0	0	1	0	0	0	3
Sexually Abused Child	0	0	0	0	0	0	0	0
Physically Abused Child	0	0	0	0	0	0	0	0
Totals	28	5	3	35	0	2	0	73

**TENNESSEE COUNCIL OF JUVENILE AND FAMILY COURT JUDGES
2008 HENDERSON COUNTY JUVENILE COURT STATISTICAL DATA**

Referrals by Class and Type Of Offense by Race and Sex for CY 2008

	White Male	African American Male	Other Race Male	White Female	African American Female	Other Race Female	Unknown Race or Sex	Total
<u>Other Violation Proceedings</u>								
Violation of Pretrial Diversion	0	0	0	0	0	0	0	0
Violation of Informal Adjustment	0	0	0	0	0	0	0	0
Totals	0	0	0	0	0	0	0	0
<u>Parentage</u>								
Custody	34	0	2	25	1	2	0	64
Visitation	16	2	0	11	1	0	0	30
Paternity / Legitimation	0	0	0	0	0	0	0	0
Child Support	0	0	0	0	0	0	0	0
Totals	50	2	2	36	2	2	0	94
<u>Special Proceedings</u>								
Judicial Review	71	13	5	49	3	3	0	144
Foster Care Review	21	3	0	13	1	2	0	40
Administrative Review	0	1	0	0	0	0	0	1
Request for Medical Treatment	0	0	0	0	0	0	0	0
Consent to Marry	0	0	0	0	0	0	0	0
Totals	92	17	5	62	4	5	0	185
<u>Other</u>								
Other	0	0	0	1	0	0	0	1
Totals	0	0	0	1	0	0	0	1
All Referral Totals	659	122	72	370	35	31	1	1,290

**TENNESSEE COUNCIL OF JUVENILE AND FAMILY COURT JUDGES
2008 HENDERSON COUNTY JUVENILE COURT STATISTICAL DATA**

Referral Reasons by Type of Offense, Race and Sex for CY 2008

	White Male	African American Male	Other Race Male	White Female	African American Female	Other Race Female	Unknown Race or Sex	Total
Delinquent								
Traffic	192	18	29	86	9	4	0	338
Theft of Property	26	14	1	14	5	1	0	61
Vandalism	17	13	2	2	0	0	0	34
Assault	14	4	3	4	1	2	0	28
Burglary	16	10	1	0	0	0	0	27
Disorderly Conduct	13	3	2	9	0	0	0	27
Possession/Consumption of Alcohol	10	2	1	6	0	0	0	19
Aggravated Burglary	7	8	0	2	0	0	0	17
Other Drug Offenses	8	0	2	3	0	0	0	13
Possession of Controlled Substances	7	1	0	0	0	0	0	8
Violation of Wildlife Regulations	7	0	0	0	0	0	0	7
Resist Stop/Frisk/Halt/Arrest/Search	4	1	0	1	0	0	0	6
Violation of Probation	5	1	0	0	0	0	0	6
Aggravated Assault	1	0	2	1	0	0	0	4
Harassment	1	0	0	3	0	0	0	4
Aggravated Sexual Battery	0	0	0	3	0	0	0	3
Reckless Endangerment	1	0	1	1	0	0	0	3
Sale of Controlled Substances	1	0	2	0	0	0	0	3
Escape	1	1	0	0	0	0	0	2
Driving Under Influence (DUI)	2	0	0	0	0	0	0	2
Local Ordinances	2	0	0	0	0	0	0	2
Other Sexual Offenses	1	0	0	0	0	0	0	1
Attempted Crime Against a Person	0	0	0	1	0	0	0	1
Unauthorized Use of a Vehicle	1	0	0	0	0	0	0	1
Carrying Weapons on School Property	1	0	0	0	0	0	0	1
Unlawful Carrying / Poss of a Weapon	1	0	0	0	0	0	0	1
Evading Arrest	1	0	0	0	0	0	0	1
Filing a False Police Report	0	0	0	1	0	0	0	1
Criminal Trespass	1	0	0	0	0	0	0	1
Public Intoxication	1	0	0	0	0	0	0	1
Criminal Homicide	0	0	0	0	0	0	0	0
1st Degree Murder	0	0	0	0	0	0	0	0
2nd Degree Murder	0	0	0	0	0	0	0	0
Aggravated Rape	0	0	0	0	0	0	0	0
Rape of a Child	0	0	0	0	0	0	0	0
Aggravated Vehicular Homicide	0	0	0	0	0	0	0	0
Esp. Aggravated Robbery	0	0	0	0	0	0	0	0
Esp. Aggravated Kidnapping	0	0	0	0	0	0	0	0
Aggravated Robbery	0	0	0	0	0	0	0	0
Aggravated Kidnapping	0	0	0	0	0	0	0	0
Aggravated Child Abuse / Neglect	0	0	0	0	0	0	0	0
Rape	0	0	0	0	0	0	0	0
Voluntary Manslaughter	0	0	0	0	0	0	0	0
Vehicular Homicide	0	0	0	0	0	0	0	0
Sexual Abuse of a Child	0	0	0	0	0	0	0	0
Robbery	0	0	0	0	0	0	0	0
Criminally Negligent Homicide	0	0	0	0	0	0	0	0
Aggravated Arson	0	0	0	0	0	0	0	0
Arson	0	0	0	0	0	0	0	0
Forgery	0	0	0	0	0	0	0	0
Worthless Checks	0	0	0	0	0	0	0	0
Illegal Poss/Use of Credit/Debit Cards	0	0	0	0	0	0	0	0

**TENNESSEE COUNCIL OF JUVENILE AND FAMILY COURT JUDGES
2008 HENDERSON COUNTY JUVENILE COURT STATISTICAL DATA**

Referral Reasons by Type of Offense, Race and Sex for CY 2008

	White Male	African American Male	Other Race Male	White Female	African American Female	Other Race Female	Unknown Race or Sex	Total
<u>Delinquent</u>								
Cruelty to Animals	0	0	0	0	0	0	0	0
Criminal Attempt	0	0	0	0	0	0	0	0
Aggravated Criminal Trespass	0	0	0	0	0	0	0	0
Failure to Appear	0	0	0	0	0	0	0	0
Criminal Impersonation	0	0	0	0	0	0	0	0
Gambling	0	0	0	0	0	0	0	0
Contempt of Court	0	0	0	0	0	0	0	0
Violation of Aftercare	0	0	0	0	0	0	0	0
Totals	342	76	46	137	15	7	0	623
<u>Status</u>								
Truancy	78	10	12	81	12	14	0	207
Unruly Behavior	45	7	2	10	1	0	0	65
Violation of Curfew	9	5	2	6	1	1	1	25
Possession of Tobacco Products	11	0	0	1	0	0	0	12
In-State Runaway	4	0	0	1	0	0	0	5
Out-of-State Runaway	0	0	0	0	0	0	0	0
Violation of a Valid Court Order	0	0	0	0	0	0	0	0
Totals	147	22	16	99	14	15	1	314
<u>Dependency and Neglect</u>								
Dependency / Neglect	26	5	3	34	0	2	0	70
Termination of Parental Rights	2	0	0	1	0	0	0	3
Sexually Abused Child	0	0	0	0	0	0	0	0
Physically Abused Child	0	0	0	0	0	0	0	0
Totals	28	5	3	35	0	2	0	73
<u>Other Violations</u>								
Violation of Pretrial Diversion	0	0	0	0	0	0	0	0
Violation of Informal Adjustment	0	0	0	0	0	0	0	0
Totals	0	0	0	0	0	0	0	0
<u>Special Proceedings</u>								
Judicial Review	71	13	5	49	3	3	0	144
Custody	34	0	2	25	1	2	0	64
Foster Care Review	21	3	0	13	1	2	0	40
Visitation	16	2	0	11	1	0	0	30
Administrative Review	0	1	0	0	0	0	0	1
Paternity / Legitimation	0	0	0	0	0	0	0	0
Child Support	0	0	0	0	0	0	0	0
Request for Medical Treatment	0	0	0	0	0	0	0	0
Consent to Marry	0	0	0	0	0	0	0	0
Totals	142	19	7	98	6	7	0	279
<u>Other</u>								
Other	0	0	0	1	0	0	0	1
Totals	0	0	0	1	0	0	0	1
All Referral Totals	659	122	72	370	35	31	1	1,290

**TENNESSEE COUNCIL OF JUVENILE AND FAMILY COURT JUDGES
2008 HENDERSON COUNTY JUVENILE COURT STATISTICAL DATA**

Top 4 Referral Reasons by Race and Sex for CY 2008

Sex	Race	Referral Reason	Total
Male			
	White	1. Traffic	192
		2. Truancy	78
		3. Judicial Review	71
		4. Unruly Behavior	45
	African American	1. Traffic	18
		2. Theft of Property	14
		3. Vandalism	13
		4. Judicial Review	13
	Other Race	1. Traffic	29
		2. Truancy	12
		3. Judicial Review	5
		4. Assault	3
Female			
	White	1. Traffic	86
		2. Truancy	81
		3. Judicial Review	49
		4. Dependency / Neglect	34
	African American	1. Truancy	12
		2. Traffic	9
		3. Theft of Property	5
		4. Judicial Review	3
	Other Race	1. Truancy	14
		2. Traffic	4
		3. Judicial Review	3
		4. Assault	2
Unknown			
	Unknown	1. Violation of Curfew	1

**TENNESSEE COUNCIL OF JUVENILE AND FAMILY COURT JUDGES
2008 HENDERSON COUNTY JUVENILE COURT STATISTICAL DATA**

Top 4 Referral Reasons by Race and Sex and by Type of Offense for CY 2008

Sex	Race	Referral Type	Referral Reason	Total		
Male	White	Delinquent	1. Traffic	192		
			2. Theft of Property	26		
			3. Vandalism	17		
			4. Burglary	16		
		Status	1. Truancy	78		
			2. Unruly Behavior	45		
			3. Possession of Tobacco Products	11		
			4. Violation of Curfew	9		
		Dependency and Neglect	1. Dependency / Neglect	26		
			2. Termination of Parental Rights	2		
		Special Proceedings	1. Judicial Review	71		
			2. Custody	34		
			3. Foster Care Review	21		
			4. Visitation	16		
		Male	African American	Delinquent	1. Traffic	18
					2. Theft of Property	14
3. Vandalism	13					
4. Burglary	10					
Status	1. Truancy			10		
	2. Unruly Behavior			7		
	3. Violation of Curfew			5		
Dependency and Neglect	1. Dependency / Neglect			5		
Special Proceedings	1. Judicial Review			13		
	2. Foster Care Review			3		
	3. Visitation			2		
	4. Administrative Review			1		
Male	Other Race			Delinquent	1. Traffic	29
					2. Assault	3
					3. Aggravated Assault	2
					4. Disorderly Conduct	2
		Status	1. Truancy	12		
			2. Unruly Behavior	2		
			3. Violation of Curfew	2		
		Dependency and Neglect	1. Dependency / Neglect	3		
		Special Proceedings	1. Judicial Review	5		
			2. Custody	2		

**TENNESSEE COUNCIL OF JUVENILE AND FAMILY COURT JUDGES
2008 HENDERSON COUNTY JUVENILE COURT STATISTICAL DATA**

Top 4 Referral Reasons by Race and Sex and by Type of Offense for CY 2008

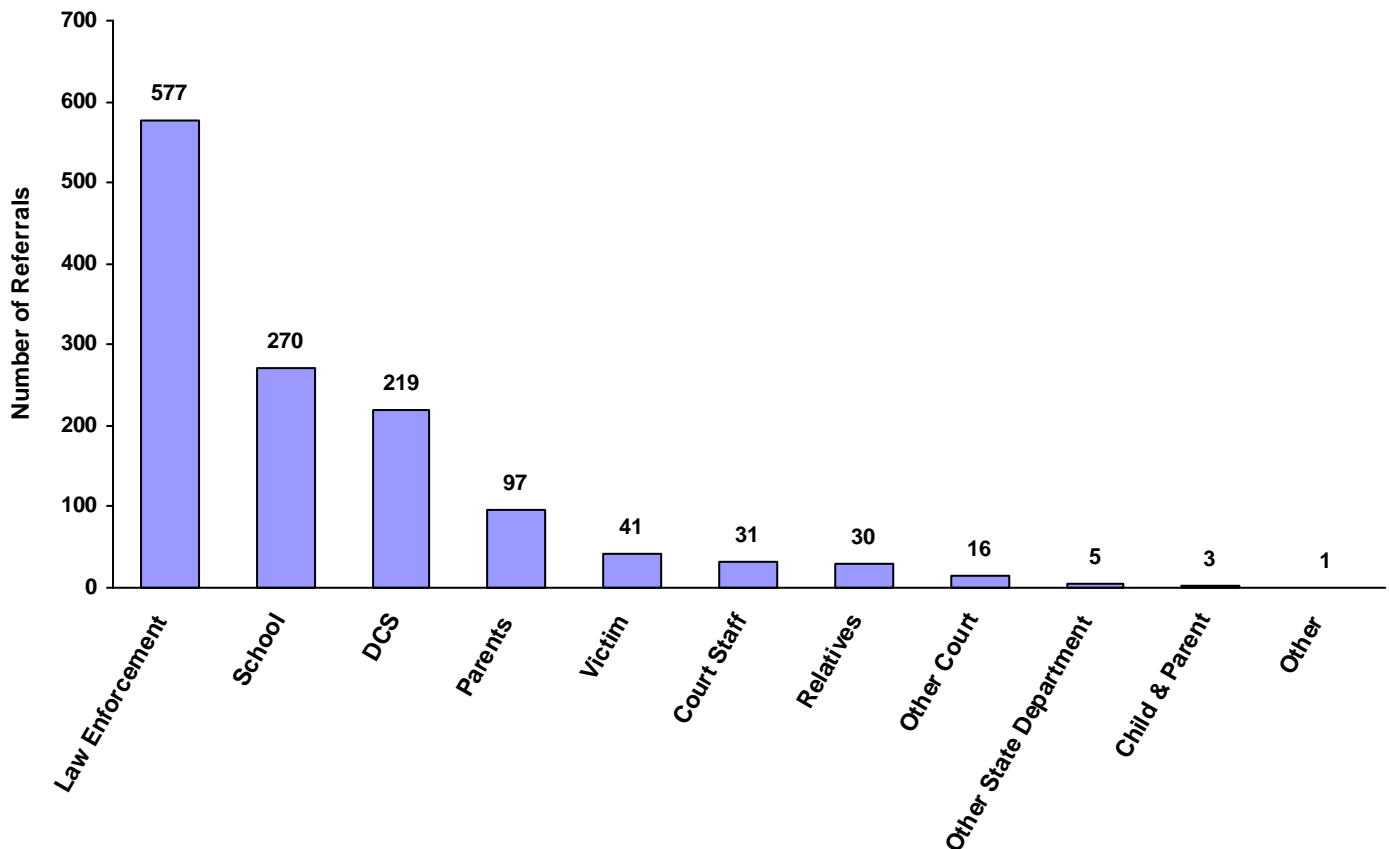
Sex	Race	Referral Type	Referral Reason	Total
Female	White	Delinquent	1. Traffic	86
			2. Theft of Property	14
			3. Disorderly Conduct	9
			4. Possession/Consumption of Alcohol	6
		Status	1. Truancy	81
			2. Unruly Behavior	10
			3. Violation of Curfew	6
		Dependency and Neglect	4. Possession of Tobacco Products	1
			1. Dependency / Neglect	34
		Special Proceedings	2. Termination of Parental Rights	1
			1. Judicial Review	49
			2. Custody	25
			3. Foster Care Review	13
		Other	4. Visitation	11
			1. Other	1
		Female	African American	Delinquent
2. Theft of Property	5			
3. Assault	1			
Status	1. Truancy			12
	2. Unruly Behavior			1
	3. Violation of Curfew			1
Special Proceedings	1. Judicial Review			3
	2. Foster Care Review			1
	3. Visitation			1
	4. Custody			1
Female	Other Race	Delinquent	1. Traffic	4
			2. Assault	2
			3. Theft of Property	1
		Status	1. Truancy	14
			2. Violation of Curfew	1
		Dependency and Neglect	1. Dependency / Neglect	2
		Special Proceedings	1. Judicial Review	3
			2. Custody	2
3. Foster Care Review	2			
Unknown	Unknown	Status	1. Violation of Curfew	1

**TENNESSEE COUNCIL OF JUVENILE AND FAMILY COURT JUDGES
2008 HENDERSON COUNTY JUVENILE COURT STATISTICAL DATA**

Source of Referrals by Race and Sex for CY 2008

	White Male	African American Male	Other Race Male	White Female	African American Female	Other Race Female	Unknown Race or Sex	Total	% of Total Referrals
Law Enforcement	324	77	45	112	13	5	1	577	44.73%
Parents	57	2	4	31	1	2	0	97	7.52%
Relatives	18	3	0	9	0	0	0	30	2.33%
Self	0	0	0	0	0	0	0	0	0.00%
School	124	14	13	92	13	14	0	270	20.93%
CSA	0	0	0	0	0	0	0	0	0.00%
DCS	95	16	5	91	5	7	0	219	16.98%
Other State Department	5	0	0	0	0	0	0	5	0.39%
District Attorney's Office	0	0	0	0	0	0	0	0	0.00%
Court Staff	20	6	2	3	0	0	0	31	2.40%
Social Agency	0	0	0	0	0	0	0	0	0.00%
Other Court	8	0	0	8	0	0	0	16	1.24%
Victim	8	3	3	22	3	2	0	41	3.18%
Child & Parent	0	1	0	1	0	1	0	3	0.23%
Hospital	0	0	0	0	0	0	0	0	0.00%
Unknown	0	0	0	0	0	0	0	0	0.00%
Other	0	0	0	1	0	0	0	1	0.08%
Totals	659	122	72	370	35	31	1	1,290	

Total Source of Referrals



**TENNESSEE COUNCIL OF JUVENILE AND FAMILY COURT JUDGES
2008 HENDERSON COUNTY JUVENILE COURT STATISTICAL DATA**

Six Most Frequent Referral Reasons by Source, Race and Sex for CY 2008

	White Male	African American Male	Other Race Male	White Female	African American Female	Other Race Female	Unknown Race or Sex	Total
<u>Law Enforcement</u>								
1. Traffic	190	18	29	86	9	4	0	336
2. Theft of Property	19	13	1	3	3	0	0	39
3. Vandalism	16	13	1	1	0	0	0	31
4. Burglary	15	10	1	0	0	0	0	26
5. Violation of Curfew	9	5	2	6	1	1	1	25
6. Aggravated Burglary	7	8	0	2	0	0	0	17
<u>Parents</u>								
1. Custody	26	0	2	16	0	2	0	46
2. Visitation	9	2	0	9	1	0	0	21
3. Unruly Behavior	8	0	1	2	0	0	0	11
4. Judicial Review	5	0	0	4	0	0	0	9
5. In-State Runaway	3	0	0	0	0	0	0	3
6. Other Drug Offenses	2	0	0	0	0	0	0	2
<u>Relatives</u>								
1. Custody	6	0	0	4	0	0	0	10
2. Visitation	5	0	0	2	0	0	0	7
3. Unruly Behavior	3	2	0	0	0	0	0	5
4. Judicial Review	1	1	0	1	0	0	0	3
5. Termination of Parental Rights	2	0	0	0	0	0	0	2
6. Disorderly Conduct	1	0	0	0	0	0	0	1
<u>Self</u>								
1. NO REFERRAL SUBMITTED	0	0	0	0	0	0	0	0
<u>School</u>								
1. Truancy	78	10	12	81	12	14	0	207
2. Unruly Behavior	34	3	1	7	1	0	0	46
3. Disorderly Conduct	7	1	0	0	0	0	0	8
4. Other Drug Offenses	2	0	0	1	0	0	0	3
5. Possession / Consumption of Alcohol	1	0	0	2	0	0	0	3
6. Possession of Tobacco Products	2	0	0	0	0	0	0	2
<u>Community Service Agencies</u>								
1. NO REFERRAL SUBMITTED	0	0	0	0	0	0	0	0
<u>Department of Children's Services</u>								
1. Judicial Review	44	7	2	40	3	3	0	99
2. Dependency / Neglect	24	5	3	33	0	2	0	67
3. Foster Care Review	21	3	0	13	1	2	0	40
4. Custody	2	0	0	4	1	0	0	7
5. Visitation	2	0	0	0	0	0	0	2
6. Administrative Review	0	1	0	0	0	0	0	1

**TENNESSEE COUNCIL OF JUVENILE AND FAMILY COURT JUDGES
2008 HENDERSON COUNTY JUVENILE COURT STATISTICAL DATA**

Six Most Frequent Referral Reasons by Source, Race and Sex for CY 2008

	White Male	African American Male	Other Race Male	White Female	African American Female	Other Race Female	Unknown Race or Sex	Total
<u>Other State Department</u>								
1. Violation of Wildlife Regulations	5	0	0	0	0	0	0	5
2. NO REFERRAL SUBMITTED	0	0	0	0	0	0	0	0
<u>District Attorney's Office</u>								
1. NO REFERRAL SUBMITTED	0	0	0	0	0	0	0	0
<u>Court Staff</u>								
1. Judicial Review	15	5	2	3	0	0	0	25
2. Violation of Probation	4	1	0	0	0	0	0	5
3. Dependency / Neglect	1	0	0	0	0	0	0	1
4. NO REFERRAL SUBMITTED	0	0	0	0	0	0	0	0
<u>Social Agency</u>								
1. NO REFERRAL SUBMITTED	0	0	0	0	0	0	0	0
<u>Other Court</u>								
1. Possession / Consumption of Alcohol	0	0	0	4	0	0	0	4
2. Assault	1	0	0	2	0	0	0	3
3. Theft of Property	3	0	0	0	0	0	0	3
4. Burglary	1	0	0	0	0	0	0	1
5. Disorderly Conduct	0	0	0	1	0	0	0	1
6. Reckless Endangerment	1	0	0	0	0	0	0	1
<u>Victim</u>								
1. Theft of Property	4	1	0	10	2	1	0	18
2. Assault	2	2	2	1	1	1	0	9
3. Disorderly Conduct	0	0	1	7	0	0	0	8
4. Harassment	1	0	0	2	0	0	0	3
5. Reckless Endangerment	0	0	0	1	0	0	0	1
6. Traffic	1	0	0	0	0	0	0	1
<u>Child & Parent</u>								
1. Assault	0	1	0	0	0	1	0	2
2. Harassment	0	0	0	1	0	0	0	1
3. NO REFERRAL SUBMITTED	0	0	0	0	0	0	0	0
<u>Hospital</u>								
1. NO REFERRAL SUBMITTED	0	0	0	0	0	0	0	0
<u>Unknown</u>								
1. NO REFERRAL SUBMITTED	0	0	0	0	0	0	0	0
<u>Other</u>								
1. Custody	0	0	0	1	0	0	0	1
2. NO REFERRAL SUBMITTED	0	0	0	0	0	0	0	0

**TENNESSEE COUNCIL OF JUVENILE AND FAMILY COURT JUDGES
2008 HENDERSON COUNTY JUVENILE COURT STATISTICAL DATA**

Source of Referrals by Type of Offense, Race and Sex for CY 2008

	White Male	African American Male	Other Race Male	White Female	African American Female	Other Race Female	Unknown Race or Sex	Total
<u>Delinquent</u>								
Law Enforcement	300	70	42	102	12	4	0	530
Victim	8	3	3	22	3	2	0	41
Other Court	8	0	0	8	0	0	0	16
School	10	1	0	3	0	0	0	14
Parents	5	0	1	0	0	0	0	6
Court Staff	4	1	0	0	0	0	0	5
Other State Department	5	0	0	0	0	0	0	5
Child & Parent	0	1	0	1	0	1	0	3
Relatives	1	0	0	1	0	0	0	2
DCS	1	0	0	0	0	0	0	1
CSA	0	0	0	0	0	0	0	0
District Attorney's Office	0	0	0	0	0	0	0	0
Hospital	0	0	0	0	0	0	0	0
Other	0	0	0	0	0	0	0	0
Self	0	0	0	0	0	0	0	0
Social Agency	0	0	0	0	0	0	0	0
Unknown	0	0	0	0	0	0	0	0
Totals	342	76	46	137	15	7	0	623

<u>Status/Unruly</u>								
School	114	13	13	88	13	14	0	255
Law Enforcement	18	7	2	8	1	1	1	38
Parents	11	0	1	2	0	0	0	14
Relatives	3	2	0	1	0	0	0	6
DCS	1	0	0	0	0	0	0	1
Child & Parent	0	0	0	0	0	0	0	0
Court Staff	0	0	0	0	0	0	0	0
CSA	0	0	0	0	0	0	0	0
District Attorney's Office	0	0	0	0	0	0	0	0
Hospital	0	0	0	0	0	0	0	0
Other	0	0	0	0	0	0	0	0
Other Court	0	0	0	0	0	0	0	0
Other State Department	0	0	0	0	0	0	0	0
Self	0	0	0	0	0	0	0	0
Social Agency	0	0	0	0	0	0	0	0
Unknown	0	0	0	0	0	0	0	0
Victim	0	0	0	0	0	0	0	0
Totals	147	22	16	99	14	15	1	314

**TENNESSEE COUNCIL OF JUVENILE AND FAMILY COURT JUDGES
2008 HENDERSON COUNTY JUVENILE COURT STATISTICAL DATA**

Source of Referrals by Type of Offense, Race and Sex for CY 2008

	White Male	African American Male	Other Race Male	White Female	African American Female	Other Race Female	Unknown Race or Sex	Total
<u>Dependency and Neglect</u>								
DCS	24	5	3	34	0	2	0	68
Relatives	2	0	0	0	0	0	0	2
Court Staff	1	0	0	0	0	0	0	1
Parents	1	0	0	0	0	0	0	1
School	0	0	0	1	0	0	0	1
Child & Parent	0	0	0	0	0	0	0	0
CSA	0	0	0	0	0	0	0	0
District Attorney's Office	0	0	0	0	0	0	0	0
Hospital	0	0	0	0	0	0	0	0
Law Enforcement	0	0	0	0	0	0	0	0
Other	0	0	0	0	0	0	0	0
Other Court	0	0	0	0	0	0	0	0
Other State Department	0	0	0	0	0	0	0	0
Self	0	0	0	0	0	0	0	0
Social Agency	0	0	0	0	0	0	0	0
Unknown	0	0	0	0	0	0	0	0
Victim	0	0	0	0	0	0	0	0
Totals	28	5	3	35	0	2	0	73

<u>Other Violations</u>								
Child & Parent	0	0	0	0	0	0	0	0
Court Staff	0	0	0	0	0	0	0	0
CSA	0	0	0	0	0	0	0	0
DCS	0	0	0	0	0	0	0	0
District Attorney's Office	0	0	0	0	0	0	0	0
Hospital	0	0	0	0	0	0	0	0
Law Enforcement	0	0	0	0	0	0	0	0
Other	0	0	0	0	0	0	0	0
Other Court	0	0	0	0	0	0	0	0
Other State Department	0	0	0	0	0	0	0	0
Parents	0	0	0	0	0	0	0	0
Relatives	0	0	0	0	0	0	0	0
School	0	0	0	0	0	0	0	0
Self	0	0	0	0	0	0	0	0
Social Agency	0	0	0	0	0	0	0	0
Unknown	0	0	0	0	0	0	0	0
Victim	0	0	0	0	0	0	0	0
Totals	0	0	0	0	0	0	0	0

**TENNESSEE COUNCIL OF JUVENILE AND FAMILY COURT JUDGES
2008 HENDERSON COUNTY JUVENILE COURT STATISTICAL DATA**

Source of Referrals by Type of Offense, Race and Sex for CY 2008

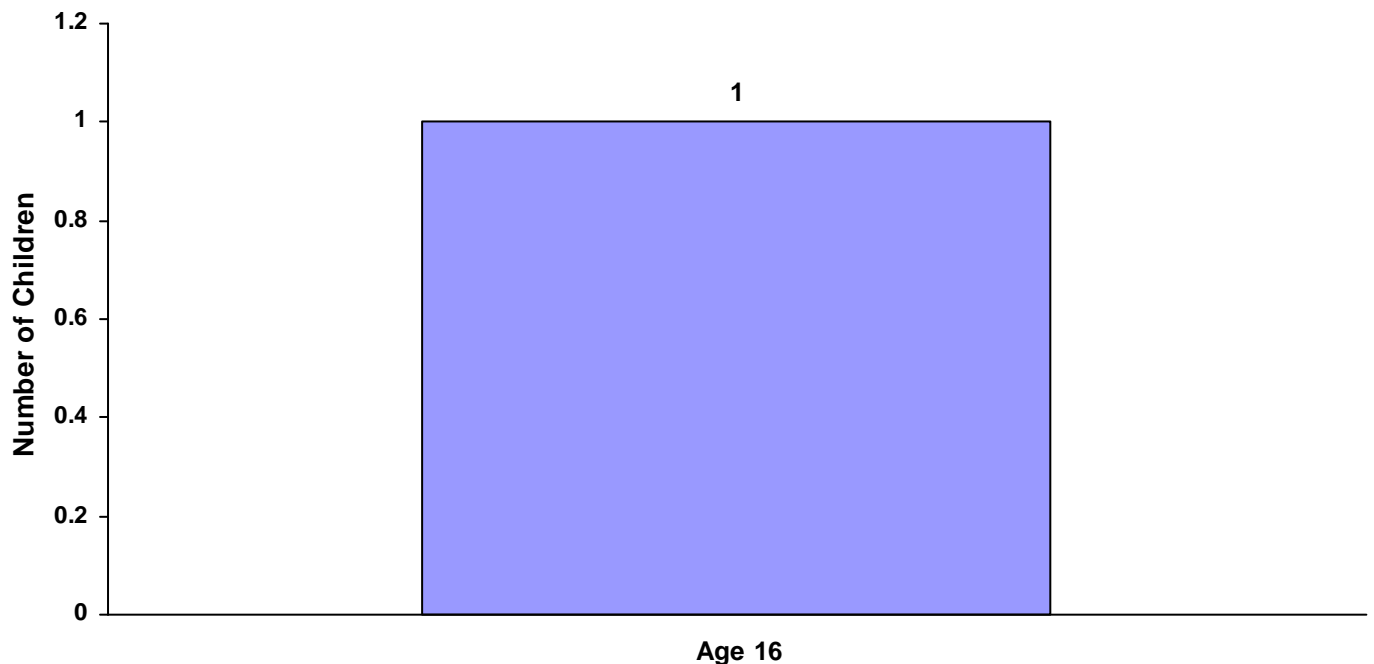
	White Male	African American Male	Other Race Male	White Female	African American Female	Other Race Female	Unknown Race or Sex	Total
<u>Special Proceedings</u>								
DCS	69	11	2	57	5	5	0	149
Parents	40	2	2	29	1	2	0	76
Court Staff	15	5	2	3	0	0	0	25
Relatives	12	1	0	7	0	0	0	20
Law Enforcement	6	0	1	1	0	0	0	8
Other	0	0	0	1	0	0	0	1
Child & Parent	0	0	0	0	0	0	0	0
CSA	0	0	0	0	0	0	0	0
District Attorney's Office	0	0	0	0	0	0	0	0
Hospital	0	0	0	0	0	0	0	0
Other Court	0	0	0	0	0	0	0	0
Other State Department	0	0	0	0	0	0	0	0
School	0	0	0	0	0	0	0	0
Self	0	0	0	0	0	0	0	0
Social Agency	0	0	0	0	0	0	0	0
Unknown	0	0	0	0	0	0	0	0
Victim	0	0	0	0	0	0	0	0
Totals	142	19	7	98	6	7	0	279
<u>Other</u>								
Law Enforcement	0	0	0	1	0	0	0	1
Child & Parent	0	0	0	0	0	0	0	0
Court Staff	0	0	0	0	0	0	0	0
CSA	0	0	0	0	0	0	0	0
DCS	0	0	0	0	0	0	0	0
District Attorney's Office	0	0	0	0	0	0	0	0
Hospital	0	0	0	0	0	0	0	0
Other	0	0	0	0	0	0	0	0
Other Court	0	0	0	0	0	0	0	0
Other State Department	0	0	0	0	0	0	0	0
Parents	0	0	0	0	0	0	0	0
Relatives	0	0	0	0	0	0	0	0
School	0	0	0	0	0	0	0	0
Self	0	0	0	0	0	0	0	0
Social Agency	0	0	0	0	0	0	0	0
Unknown	0	0	0	0	0	0	0	0
Victim	0	0	0	0	0	0	0	0
Totals	0	0	0	1	0	0	0	1
All Referral Source Totals	659	122	72	370	35	31	1	1,290

**TENNESSEE COUNCIL OF JUVENILE AND FAMILY COURT JUDGES
2008 HENDERSON COUNTY JUVENILE COURT STATISTICAL DATA**

**Children Referred for Unlawful Carrying/Possession of a Weapon for CY 2008
Total Children = 654**

	White Male	African American Male	Other Race Male	White Female	African American Female	Other Race Female	Unknown Race or Sex	Total	% of All Children Referred
Age Under 1	0	0	0	0	0	0	0	0	0.00%
Age 1	0	0	0	0	0	0	0	0	0.00%
Age 2	0	0	0	0	0	0	0	0	0.00%
Age 3	0	0	0	0	0	0	0	0	0.00%
Age 4	0	0	0	0	0	0	0	0	0.00%
Age 5	0	0	0	0	0	0	0	0	0.00%
Age 6	0	0	0	0	0	0	0	0	0.00%
Age 7	0	0	0	0	0	0	0	0	0.00%
Age 8	0	0	0	0	0	0	0	0	0.00%
Age 9	0	0	0	0	0	0	0	0	0.00%
Age 10	0	0	0	0	0	0	0	0	0.00%
Age 11	0	0	0	0	0	0	0	0	0.00%
Age 12	0	0	0	0	0	0	0	0	0.00%
Age 13	0	0	0	0	0	0	0	0	0.00%
Age 14	0	0	0	0	0	0	0	0	0.00%
Age 15	0	0	0	0	0	0	0	0	0.00%
Age 16	1	0	0	0	0	0	0	1	0.15%
Age 17	0	0	0	0	0	0	0	0	0.00%
Age 18	0	0	0	0	0	0	0	0	0.00%
Age 19 and Over	0	0	0	0	0	0	0	0	0.00%
Totals	1	0	0	0	0	0	0	1	

Total Children Referred for Unlawfully Carrying/Possessing Weapons



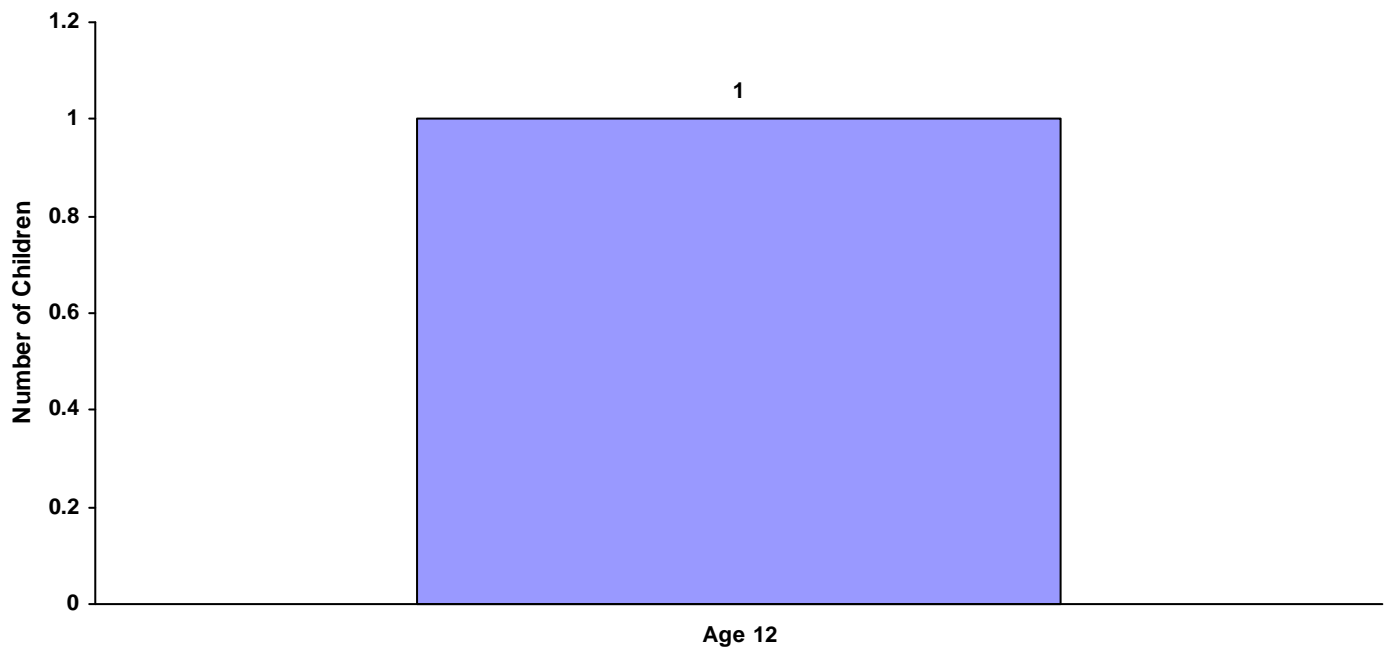
**TENNESSEE COUNCIL OF JUVENILE AND FAMILY COURT JUDGES
2008 HENDERSON COUNTY JUVENILE COURT STATISTICAL DATA**

Children Referred for Carrying Weapons on School Property for CY 2008

Total Children = 654

	White Male	African American Male	Other Race Male	White Female	African American Female	Other Race Female	Unknown Race or Sex	Total	% of Children Referred
Age Under 1	0	0	0	0	0	0	0	0	0.00%
Age 1	0	0	0	0	0	0	0	0	0.00%
Age 2	0	0	0	0	0	0	0	0	0.00%
Age 3	0	0	0	0	0	0	0	0	0.00%
Age 4	0	0	0	0	0	0	0	0	0.00%
Age 5	0	0	0	0	0	0	0	0	0.00%
Age 6	0	0	0	0	0	0	0	0	0.00%
Age 7	0	0	0	0	0	0	0	0	0.00%
Age 8	0	0	0	0	0	0	0	0	0.00%
Age 9	0	0	0	0	0	0	0	0	0.00%
Age 10	0	0	0	0	0	0	0	0	0.00%
Age 11	0	0	0	0	0	0	0	0	0.00%
Age 12	1	0	0	0	0	0	0	1	0.15%
Age 13	0	0	0	0	0	0	0	0	0.00%
Age 14	0	0	0	0	0	0	0	0	0.00%
Age 15	0	0	0	0	0	0	0	0	0.00%
Age 16	0	0	0	0	0	0	0	0	0.00%
Age 17	0	0	0	0	0	0	0	0	0.00%
Age 18	0	0	0	0	0	0	0	0	0.00%
Age 19 and Over	0	0	0	0	0	0	0	0	0.00%
Totals	1	0	0	0	0	0	0	1	

Total Children Referred for Carrying Weapons on School Property

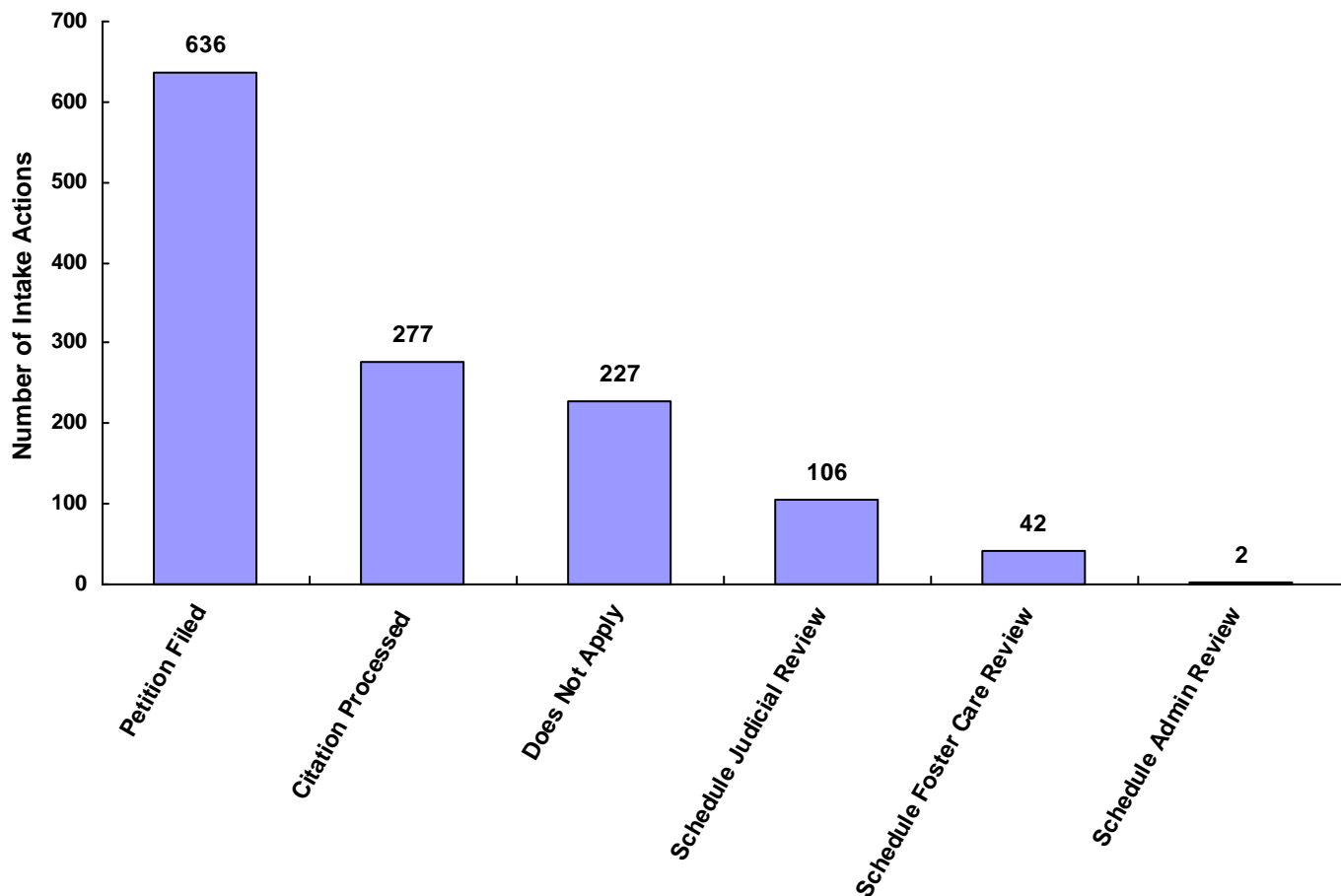


TENNESSEE COUNCIL OF JUVENILE AND FAMILY COURT JUDGES 2008 HENDERSON COUNTY JUVENILE COURT STATISTICAL DATA

Intake Actions at Referral by Race and Sex for CY 2008

	White Male	African American Male	Other Race Male	White Female	African American Female	Other Race Female	Unknown Race or Sex	Total	% of Total Referrals
Petition Filed	300	82	53	168	16	16	1	636	49.30%
Motion Filed	0	0	0	0	0	0	0	0	0.00%
Citation Processed	178	16	4	73	4	2	0	277	21.47%
Paternity Processed Notice	0	0	0	0	0	0	0	0	0.00%
Schedule Judicial Review	53	10	4	34	2	3	0	106	8.22%
Schedule Admin Review	0	1	0	1	0	0	0	2	0.16%
Schedule Foster Care Review	22	4	0	13	1	2	0	42	3.26%
Unknown	0	0	0	0	0	0	0	0	0.00%
Does Not Apply	106	9	11	81	12	8	0	227	17.60%
Other	0	0	0	0	0	0	0	0	0.00%
Totals	659	122	72	370	35	31	1	1,290	

Total Intake Actions at Referral



**TENNESSEE COUNCIL OF JUVENILE AND FAMILY COURT JUDGES
2008 HENDERSON COUNTY JUVENILE COURT STATISTICAL DATA**

Intake Actions of Referrals by Class of Offense, Race and Sex for CY 2008

	White Male	African American Male	Other Race Male	White Female	African American Female	Other Race Female	Unknown Race or Sex	Total
<u>Offenses Against Persons</u>								
Petition Filed	17	4	6	10	1	2	0	40
Motion Filed	0	0	0	0	0	0	0	0
Citation Processed	0	0	0	0	0	0	0	0
Notification of Paternity Processed	0	0	0	0	0	0	0	0
Scheduling of Judicial Review	0	0	0	0	0	0	0	0
Scheduling of Administrative Review	0	0	0	0	0	0	0	0
Scheduling of Foster Care Review	0	0	0	0	0	0	0	0
Unknown	0	0	0	0	0	0	0	0
Does Not Apply	0	0	0	0	0	0	0	0
Other	0	0	0	0	0	0	0	0
Totals	17	4	6	10	1	2	0	40

<u>Offenses Against Property</u>								
Petition Filed	66	45	4	18	5	1	0	139
Citation Processed	1	0	0	0	0	0	0	1
Motion Filed	0	0	0	0	0	0	0	0
Notification of Paternity Processed	0	0	0	0	0	0	0	0
Scheduling of Judicial Review	0	0	0	0	0	0	0	0
Scheduling of Administrative Review	0	0	0	0	0	0	0	0
Scheduling of Foster Care Review	0	0	0	0	0	0	0	0
Unknown	0	0	0	0	0	0	0	0
Does Not Apply	0	0	0	0	0	0	0	0
Other	0	0	0	0	0	0	0	0
Totals	67	45	4	18	5	1	0	140

<u>Illegal Conduct</u>								
Citation Processed	166	16	4	71	4	2	0	263
Petition Filed	84	11	32	35	5	2	0	169
Does Not Apply	8	0	0	3	0	0	0	11
Motion Filed	0	0	0	0	0	0	0	0
Notification of Paternity Processed	0	0	0	0	0	0	0	0
Scheduling of Judicial Review	0	0	0	0	0	0	0	0
Scheduling of Administrative Review	0	0	0	0	0	0	0	0
Scheduling of Foster Care Review	0	0	0	0	0	0	0	0
Unknown	0	0	0	0	0	0	0	0
Other	0	0	0	0	0	0	0	0
Totals	258	27	36	109	9	4	0	443

**TENNESSEE COUNCIL OF JUVENILE AND FAMILY COURT JUDGES
2008 HENDERSON COUNTY JUVENILE COURT STATISTICAL DATA**

Intake Actions of Referrals by Class of Offense, Race and Sex for CY 2008

	White Male	African American Male	Other Race Male	White Female	African American Female	Other Race Female	Unknown Race or Sex	Total
<u>Status Offenses</u>								
Does Not Apply	98	9	11	78	12	8	0	216
Petition Filed	38	13	5	19	2	7	1	85
Citation Processed	11	0	0	1	0	0	0	12
Scheduling of Judicial Review	0	0	0	1	0	0	0	1
Motion Filed	0	0	0	0	0	0	0	0
Notification of Paternity Processed	0	0	0	0	0	0	0	0
Scheduling of Administrative Review	0	0	0	0	0	0	0	0
Scheduling of Foster Care Review	0	0	0	0	0	0	0	0
Unknown	0	0	0	0	0	0	0	0
Other	0	0	0	0	0	0	0	0
Totals	147	22	16	99	14	15	1	314

<u>Dependency/Neglect</u>								
Petition Filed	28	5	3	35	0	2	0	73
Motion Filed	0	0	0	0	0	0	0	0
Citation Processed	0	0	0	0	0	0	0	0
Notification of Paternity Processed	0	0	0	0	0	0	0	0
Scheduling of Judicial Review	0	0	0	0	0	0	0	0
Scheduling of Administrative Review	0	0	0	0	0	0	0	0
Scheduling of Foster Care Review	0	0	0	0	0	0	0	0
Unknown	0	0	0	0	0	0	0	0
Does Not Apply	0	0	0	0	0	0	0	0
Other	0	0	0	0	0	0	0	0
Totals	28	5	3	35	0	2	0	73

<u>Other Violation Proceedings</u>								
Petition Filed	0	0	0	0	0	0	0	0
Motion Filed	0	0	0	0	0	0	0	0
Citation Processed	0	0	0	0	0	0	0	0
Notification of Paternity Processed	0	0	0	0	0	0	0	0
Scheduling of Judicial Review	0	0	0	0	0	0	0	0
Scheduling of Administrative Review	0	0	0	0	0	0	0	0
Scheduling of Foster Care Review	0	0	0	0	0	0	0	0
Unknown	0	0	0	0	0	0	0	0
Does Not Apply	0	0	0	0	0	0	0	0
Other	0	0	0	0	0	0	0	0
Totals	0	0	0	0	0	0	0	0

**TENNESSEE COUNCIL OF JUVENILE AND FAMILY COURT JUDGES
2008 HENDERSON COUNTY JUVENILE COURT STATISTICAL DATA**

Intake Actions of Referrals by Class of Offense, Race and Sex for CY 2008

	White Male	African American Male	Other Race Male	White Female	African American Female	Other Race Female	Unknown Race or Sex	Total
<u>Parentage</u>								
Petition Filed	50	2	2	36	2	2	0	94
Motion Filed	0	0	0	0	0	0	0	0
Citation Processed	0	0	0	0	0	0	0	0
Notification of Paternity Processed	0	0	0	0	0	0	0	0
Scheduling of Judicial Review	0	0	0	0	0	0	0	0
Scheduling of Administrative Review	0	0	0	0	0	0	0	0
Scheduling of Foster Care Review	0	0	0	0	0	0	0	0
Unknown	0	0	0	0	0	0	0	0
Does Not Apply	0	0	0	0	0	0	0	0
Other	0	0	0	0	0	0	0	0
Totals	50	2	2	36	2	2	0	94
<u>Special Proceedings</u>								
Scheduling of Judicial Review	53	10	4	33	2	3	0	105
Scheduling of Foster Care Review	22	4	0	13	1	2	0	42
Petition Filed	17	2	1	14	1	0	0	35
Scheduling of Administrative Review	0	1	0	1	0	0	0	2
Citation Processed	0	0	0	1	0	0	0	1
Motion Filed	0	0	0	0	0	0	0	0
Notification of Paternity Processed	0	0	0	0	0	0	0	0
Unknown	0	0	0	0	0	0	0	0
Does Not Apply	0	0	0	0	0	0	0	0
Other	0	0	0	0	0	0	0	0
Totals	92	17	5	62	4	5	0	185
<u>Other</u>								
Petition Filed	0	0	0	1	0	0	0	1
Motion Filed	0	0	0	0	0	0	0	0
Citation Processed	0	0	0	0	0	0	0	0
Notification of Paternity Processed	0	0	0	0	0	0	0	0
Scheduling of Judicial Review	0	0	0	0	0	0	0	0
Scheduling of Administrative Review	0	0	0	0	0	0	0	0
Scheduling of Foster Care Review	0	0	0	0	0	0	0	0
Unknown	0	0	0	0	0	0	0	0
Does Not Apply	0	0	0	0	0	0	0	0
Other	0	0	0	0	0	0	0	0
Totals	0	0	0	1	0	0	0	1
All Intake Action Totals	659	122	72	370	35	31	1	1,290

**TENNESSEE COUNCIL OF JUVENILE AND FAMILY COURT JUDGES
2008 HENDERSON COUNTY JUVENILE COURT STATISTICAL DATA**

Detention Statistics at Referral by Individual Child by Race and Sex for CY 2008

	White Male	African American Male	Other Race Male	White Female	African American Female	Other Race Female	Unknown Race or Sex	Total	% of Total Children
Does Not Apply	306	46	26	226	21	21	1	647	98.93%
Psychiatric Hospital	4	0	1	2	0	0	0	7	1.07%
Non-Secure Placement	0	0	0	0	0	0	0	0	0.00%
Juvenile Detention Facility	0	0	0	0	0	0	0	0	0.00%
Jail - Complete Separation	0	0	0	0	0	0	0	0	0.00%
Jail - Partial Separation	0	0	0	0	0	0	0	0	0.00%
Jail - No Separation	0	0	0	0	0	0	0	0	0.00%
Unknown	0	0	0	0	0	0	0	0	0.00%
Other	0	0	0	0	0	0	0	0	0.00%
Totals	310	46	27	228	21	21	1	654	

Detention Statistics at Referral by Individual Case for CY 2008

	Cases	% of Total Cases
Does Not Apply	975	98.99%
Psychiatric Hospital	9	0.91%
Juvenile Detention Facility	1	0.10%
Non-Secure Placement	0	0.00%
Jail - Complete Separation	0	0.00%
Jail - Partial Separation	0	0.00%
Jail - No Separation	0	0.00%
Unknown	0	0.00%
Other	0	0.00%
	985	100.00%

Detention Statistics above are reported separately by Child and by Case. One child may have multiple cases.

Does Not Apply: Refers to cases not eligible for detention due to the type of Referral or the decision not to detain.

**TENNESSEE COUNCIL OF JUVENILE AND FAMILY COURT JUDGES
2008 HENDERSON COUNTY JUVENILE COURT STATISTICAL DATA**

Placement after Secure Detention Hearing by Individual Child by Race and Sex for CY 2008

	White Male	African American Male	Other Race Male	White Female	African American Female	Other Race Female	Unknown Race or Sex	Total	% of Total Children
Does Not Apply	306	46	26	226	21	21	1	647	98.93%
Returned to Prior Living Arr	3	0	1	0	0	0	0	4	0.61%
Shelter / Group Home	1	0	0	2	0	0	0	3	0.46%
Juvenile Detention Facility	0	0	0	0	0	0	0	0	0.00%
Jail	0	0	0	0	0	0	0	0	0.00%
Foster Family Home	0	0	0	0	0	0	0	0	0.00%
Psychiatric Hospital	0	0	0	0	0	0	0	0	0.00%
Unknown	0	0	0	0	0	0	0	0	0.00%
Other	0	0	0	0	0	0	0	0	0.00%
Totals	310	46	27	228	21	21	1	654	

Placement after Secure Detention Hearing by Individual Case for CY 2008

	Cases	% of Total Cases
Does Not Apply	975	98.99%
Returned to Prior Living Arrangement	5	0.51%
Shelter / Group Home	5	0.51%
Juvenile Detention Facility	0	0.00%
Jail	0	0.00%
Foster Family Home	0	0.00%
Psychiatric Hospital	0	0.00%
Unknown	0	0.00%
Other	0	0.00%
	985	100.00%

Detention Statistics above are reported separately by Child and by Case. One child may have multiple cases.

Does Not Apply: Refers to cases not eligible for detention due to the type of Referral or the decision not to detain.

**TENNESSEE COUNCIL OF JUVENILE AND FAMILY COURT JUDGES
2008 HENDERSON COUNTY JUVENILE COURT STATISTICAL DATA**

Dispositional Procedures for CY 2008

Procedures used to Dispose or Adjust all Referrals

	Number	% of All Referrals
Formally Adjudicated	609	47.21%
Informally Adjusted	243	18.84%
Transfer to Adult Court Hearings and Charges Cleared	5	0.39%
Otherwise Handled	433	33.57%
	1,290	100.00%

Referrals Disposed by Formal Adjudicatory Proceedings

	Number	% of All Referrals
Dismissed	221	17.13%
Retired / Nolle Prosequi	2	0.16%
Complaint Substantiated Delinquent	299	23.18%
Complaint Substantiated Status Offender	82	6.36%
Complaint Substantiated Dependent/Neglect	5	0.39%
Complaint Substantiated Abused	0	0.00%
Complaint Substantiated Mentally Ill	0	0.00%
	609	47.22%

Referrals Disposed by Other Actions

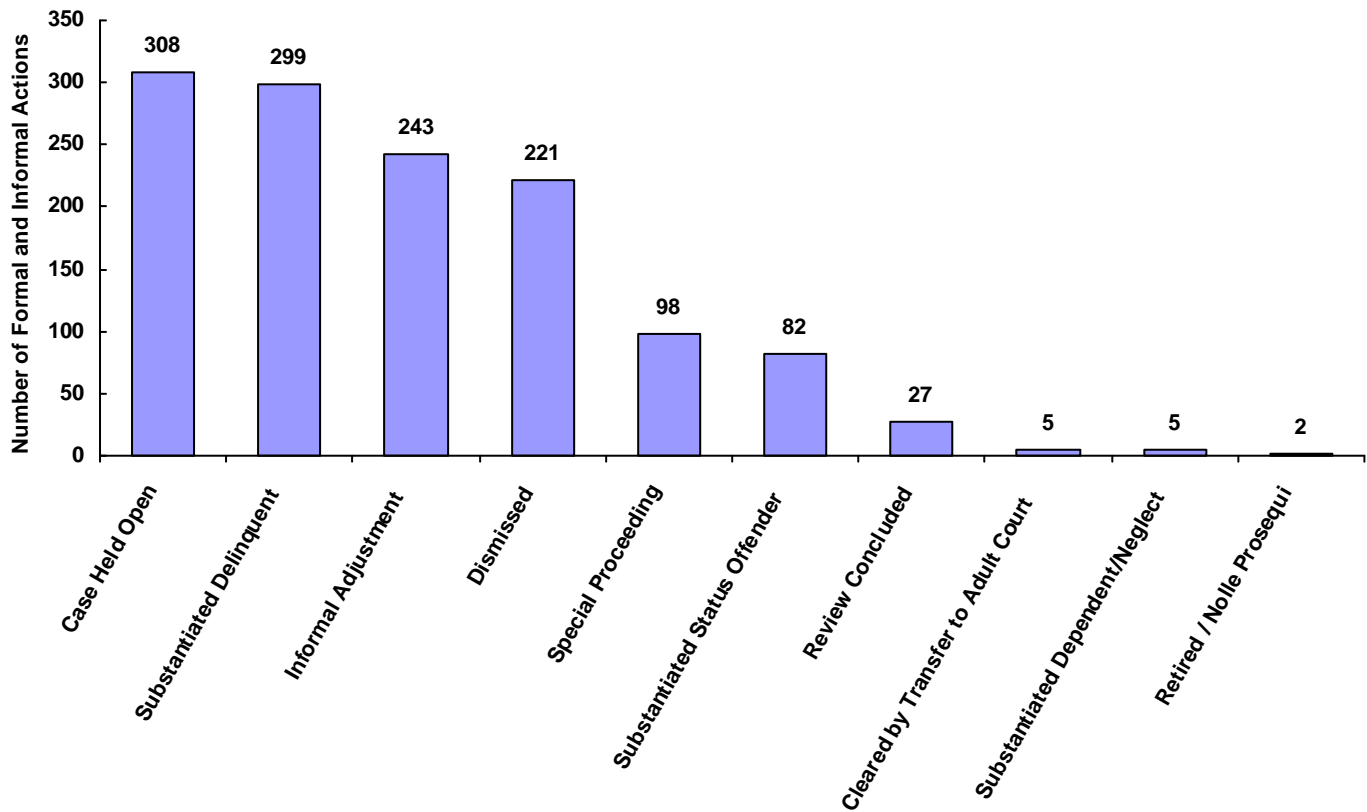
	Number	% of All Referrals
Informal Adjustment	243	18.84%
Transfer to Adult Court Hearing	0	0.00%
Charges Cleared by Transfer to Adult Court	5	0.39%
Pretrial Diversion	0	0.00%
Special Proceeding	98	7.60%
Review Concluded	27	2.09%
Case Held Open	308	23.88%
Other	0	0.00%
Unknown	0	0.00%
	681	52.80%

TENNESSEE COUNCIL OF JUVENILE AND FAMILY COURT JUDGES 2008 HENDERSON COUNTY JUVENILE COURT STATISTICAL DATA

Formal and Informal Actions by Race and Sex for CY 2008

	White Male	African American Male	Other Race Male	White Female	African American Female	Other Race Female	Unknown Race or Sex	Total	% of Total Referrals
Dismissed	116	21	16	61	5	2	0	221	17.13%
Retired / Nolle Prosequi	2	0	0	0	0	0	0	2	0.16%
Substantiated Delinquent	166	40	24	56	8	5	0	299	23.18%
Substantiated Status Offender	40	11	3	20	2	5	1	82	6.36%
Substantiated Dependent/Neglect	1	2	0	2	0	0	0	5	0.39%
Substantiated Abused	0	0	0	0	0	0	0	0	0.00%
Substantiated Mentally Ill	0	0	0	0	0	0	0	0	0.00%
Informal Adjustment	113	10	11	86	14	9	0	243	18.84%
Pretrial Diversion	0	0	0	0	0	0	0	0	0.00%
Transfer to Adult Court Hearing	0	0	0	0	0	0	0	0	0.00%
Cleared by Transfer to Adult Court	0	5	0	0	0	0	0	5	0.39%
Special Proceeding	38	5	1	53	0	1	0	98	7.60%
Review Concluded	14	0	1	10	1	1	0	27	2.09%
Case Held Open	169	28	16	82	5	8	0	308	23.88%
Unknown	0	0	0	0	0	0	0	0	0.00%
Other	0	0	0	0	0	0	0	0	0.00%
Totals	659	122	72	370	35	31	1	1,290	

Total Formal and Informal Actions



**TENNESSEE COUNCIL OF JUVENILE AND FAMILY COURT JUDGES
2008 HENDERSON COUNTY JUVENILE COURT STATISTICAL DATA**

Formal and Informal Actions by Type of Offense, Race and Sex for CY 2008

	White Male	African American Male	Other Race Male	White Female	African American Female	Other Race Female	Unknown Race or Sex	Total
<u>Delinquent</u>								
Complaint Substantiated Delinquent	160	40	24	55	8	5	0	292
Dismissed	109	19	15	58	5	2	0	208
Case Held Open	56	11	7	7	0	0	0	81
Informal Adjustment	13	1	0	6	2	0	0	22
Special Proceeding	0	0	0	10	0	0	0	10
Charges Cleared by Transfer to Adult Court	0	5	0	0	0	0	0	5
Complaint Substantiated Status Offender	2	0	0	1	0	0	0	3
Retired / Nolle Prosequi	2	0	0	0	0	0	0	2
Complaint Substantiated Dependent/Neglect	0	0	0	0	0	0	0	0
Complaint Substantiated Abused	0	0	0	0	0	0	0	0
Complaint Substantiated Mentally Ill	0	0	0	0	0	0	0	0
Pretrial Diversion	0	0	0	0	0	0	0	0
Transfer to Adult Court Hearing	0	0	0	0	0	0	0	0
Review Concluded	0	0	0	0	0	0	0	0
Unknown	0	0	0	0	0	0	0	0
Other	0	0	0	0	0	0	0	0
Totals	342	76	46	137	15	7	0	623

<u>Status</u>								
Informal Adjustment	100	9	11	79	12	9	0	220
Complaint Substantiated Status Offender	38	11	3	19	2	5	1	79
Case Held Open	4	0	1	0	0	1	0	6
Dismissed	2	1	1	1	0	0	0	5
Complaint Substantiated Delinquent	3	0	0	0	0	0	0	3
Special Proceeding	0	1	0	0	0	0	0	1
Retired / Nolle Prosequi	0	0	0	0	0	0	0	0
Complaint Substantiated Dependent/Neglect	0	0	0	0	0	0	0	0
Complaint Substantiated Abused	0	0	0	0	0	0	0	0
Complaint Substantiated Mentally Ill	0	0	0	0	0	0	0	0
Pretrial Diversion	0	0	0	0	0	0	0	0
Transfer to Adult Court Hearing	0	0	0	0	0	0	0	0
Charges Cleared by Transfer to Adult Court	0	0	0	0	0	0	0	0
Review Concluded	0	0	0	0	0	0	0	0
Unknown	0	0	0	0	0	0	0	0
Other	0	0	0	0	0	0	0	0
Totals	147	22	16	99	14	15	1	314

**TENNESSEE COUNCIL OF JUVENILE AND FAMILY COURT JUDGES
2008 HENDERSON COUNTY JUVENILE COURT STATISTICAL DATA**

Formal and Informal Actions by Type of Offense, Race and Sex for CY 2008

	White Male	African American Male	Other Race Male	White Female	African American Female	Other Race Female	Unknown Race or Sex	Total
<u>Dependency and Neglect</u>								
Case Held Open	24	4	2	31	0	2	0	63
Special Proceeding	3	0	1	2	0	0	0	6
Complaint Substantiated Dependent/Neglect	1	1	0	2	0	0	0	4
Dismissed	0	0	0	0	0	0	0	0
Retired / Nolle Prosequi	0	0	0	0	0	0	0	0
Complaint Substantiated Delinquent	0	0	0	0	0	0	0	0
Complaint Substantiated Status Offender	0	0	0	0	0	0	0	0
Complaint Substantiated Abused	0	0	0	0	0	0	0	0
Complaint Substantiated Mentally Ill	0	0	0	0	0	0	0	0
Informal Adjustment	0	0	0	0	0	0	0	0
Pretrial Diversion	0	0	0	0	0	0	0	0
Transfer to Adult Court Hearing	0	0	0	0	0	0	0	0
Charges Cleared by Transfer to Adult Court	0	0	0	0	0	0	0	0
Review Concluded	0	0	0	0	0	0	0	0
Unknown	0	0	0	0	0	0	0	0
Other	0	0	0	0	0	0	0	0
Totals	28	5	3	35	0	2	0	73
<u>Other Violations</u>								
Dismissed	0	0	0	0	0	0	0	0
Retired / Nolle Prosequi	0	0	0	0	0	0	0	0
Complaint Substantiated Delinquent	0	0	0	0	0	0	0	0
Complaint Substantiated Status Offender	0	0	0	0	0	0	0	0
Complaint Substantiated Dependent/Neglect	0	0	0	0	0	0	0	0
Complaint Substantiated Abused	0	0	0	0	0	0	0	0
Complaint Substantiated Mentally Ill	0	0	0	0	0	0	0	0
Informal Adjustment	0	0	0	0	0	0	0	0
Pretrial Diversion	0	0	0	0	0	0	0	0
Transfer to Adult Court Hearing	0	0	0	0	0	0	0	0
Charges Cleared by Transfer to Adult Court	0	0	0	0	0	0	0	0
Special Proceeding	0	0	0	0	0	0	0	0
Review Concluded	0	0	0	0	0	0	0	0
Case Held Open	0	0	0	0	0	0	0	0
Unknown	0	0	0	0	0	0	0	0
Other	0	0	0	0	0	0	0	0
Totals	0	0	0	0	0	0	0	0

**TENNESSEE COUNCIL OF JUVENILE AND FAMILY COURT JUDGES
2008 HENDERSON COUNTY JUVENILE COURT STATISTICAL DATA**

Formal and Informal Actions by Type of Offense, Race and Sex for CY 2008

	White Male	African American Male	Other Race Male	White Female	African American Female	Other Race Female	Unknown Race or Sex	Total
Special Proceedings								
Case Held Open	85	13	6	44	5	5	0	158
Special Proceeding	35	4	0	41	0	1	0	81
Review Concluded	14	0	1	10	1	1	0	27
Dismissed	5	1	0	2	0	0	0	8
Complaint Substantiated Delinquent	3	0	0	0	0	0	0	3
Complaint Substantiated Dependent/Neglect	0	1	0	0	0	0	0	1
Informal Adjustment	0	0	0	1	0	0	0	1
Retired / Nolle Prosequi	0	0	0	0	0	0	0	0
Complaint Substantiated Status Offender	0	0	0	0	0	0	0	0
Complaint Substantiated Abused	0	0	0	0	0	0	0	0
Complaint Substantiated Mentally Ill	0	0	0	0	0	0	0	0
Pretrial Diversion	0	0	0	0	0	0	0	0
Transfer to Adult Court Hearing	0	0	0	0	0	0	0	0
Charges Cleared by Transfer to Adult Court	0	0	0	0	0	0	0	0
Unknown	0	0	0	0	0	0	0	0
Other	0	0	0	0	0	0	0	0
Totals	142	19	7	98	6	7	0	279
Other								
Complaint Substantiated Delinquent	0	0	0	1	0	0	0	1
Dismissed	0	0	0	0	0	0	0	0
Retired / Nolle Prosequi	0	0	0	0	0	0	0	0
Complaint Substantiated Status Offender	0	0	0	0	0	0	0	0
Complaint Substantiated Dependent/Neglect	0	0	0	0	0	0	0	0
Complaint Substantiated Abused	0	0	0	0	0	0	0	0
Complaint Substantiated Mentally Ill	0	0	0	0	0	0	0	0
Informal Adjustment	0	0	0	0	0	0	0	0
Pretrial Diversion	0	0	0	0	0	0	0	0
Transfer to Adult Court Hearing	0	0	0	0	0	0	0	0
Charges Cleared by Transfer to Adult Court	0	0	0	0	0	0	0	0
Special Proceeding	0	0	0	0	0	0	0	0
Review Concluded	0	0	0	0	0	0	0	0
Case Held Open	0	0	0	0	0	0	0	0
Unknown	0	0	0	0	0	0	0	0
Other	0	0	0	0	0	0	0	0
Totals	0	0	0	1	0	0	0	1
All Action Totals	659	122	72	370	35	31	1	1,290

**TENNESSEE COUNCIL OF JUVENILE AND FAMILY COURT JUDGES
2008 HENDERSON COUNTY JUVENILE COURT STATISTICAL DATA**

Formal and Informal Actions by Class of Referral, Race and Sex for CY 2008

	White Male	African American Male	Other Race Male	White Female	African American Female	Other Race Female	Unknown Race or Sex	Total
<u>Offenses Against Persons</u>								
Complaint Substantiated Delinquent	11	2	2	7	0	2	0	24
Case Held Open	5	0	2	2	0	0	0	9
Dismissed	1	1	2	1	0	0	0	5
Informal Adjustment	0	1	0	0	1	0	0	2
Retired / Nolle Prosequi	0	0	0	0	0	0	0	0
Complaint Substantiated Status Offender	0	0	0	0	0	0	0	0
Complaint Substantiated Dependent/Neglect	0	0	0	0	0	0	0	0
Complaint Substantiated Abused	0	0	0	0	0	0	0	0
Complaint Substantiated Mentally Ill	0	0	0	0	0	0	0	0
Pretrial Diversion	0	0	0	0	0	0	0	0
Transfer to Adult Court Hearing	0	0	0	0	0	0	0	0
Charges Cleared by Transfer to Adult Court	0	0	0	0	0	0	0	0
Special Proceeding	0	0	0	0	0	0	0	0
Review Concluded	0	0	0	0	0	0	0	0
Unknown	0	0	0	0	0	0	0	0
Other	0	0	0	0	0	0	0	0
Totals	17	4	6	10	1	2	0	40

<u>Offenses Against Property</u>								
Complaint Substantiated Delinquent	51	25	4	14	5	1	0	100
Dismissed	11	7	0	1	0	0	0	19
Case Held Open	4	8	0	2	0	0	0	14
Charges Cleared by Transfer to Adult Court	0	5	0	0	0	0	0	5
Complaint Substantiated Status Offender	1	0	0	0	0	0	0	1
Special Proceeding	0	0	0	1	0	0	0	1
Retired / Nolle Prosequi	0	0	0	0	0	0	0	0
Complaint Substantiated Dependent/Neglect	0	0	0	0	0	0	0	0
Complaint Substantiated Abused	0	0	0	0	0	0	0	0
Complaint Substantiated Mentally Ill	0	0	0	0	0	0	0	0
Informal Adjustment	0	0	0	0	0	0	0	0
Pretrial Diversion	0	0	0	0	0	0	0	0
Transfer to Adult Court Hearing	0	0	0	0	0	0	0	0
Review Concluded	0	0	0	0	0	0	0	0
Unknown	0	0	0	0	0	0	0	0
Other	0	0	0	0	0	0	0	0
Totals	67	45	4	18	5	1	0	140

**TENNESSEE COUNCIL OF JUVENILE AND FAMILY COURT JUDGES
2008 HENDERSON COUNTY JUVENILE COURT STATISTICAL DATA**

Formal and Informal Actions by Class of Referral, Race and Sex for CY 2008

	White Male	African American Male	Other Race Male	White Female	African American Female	Other Race Female	Unknown Race or Sex	Total
<u>Illegal Conduct</u>								
Dismissed	97	11	13	56	5	2	0	184
Complaint Substantiated Delinquent	98	13	18	34	3	2	0	168
Case Held Open	47	3	5	3	0	0	0	58
Informal Adjustment	13	0	0	6	1	0	0	20
Special Proceeding	0	0	0	9	0	0	0	9
Retired / Nolle Prosequi	2	0	0	0	0	0	0	2
Complaint Substantiated Status Offender	1	0	0	1	0	0	0	2
Complaint Substantiated Dependent/Neglect	0	0	0	0	0	0	0	0
Complaint Substantiated Abused	0	0	0	0	0	0	0	0
Complaint Substantiated Mentally Ill	0	0	0	0	0	0	0	0
Pretrial Diversion	0	0	0	0	0	0	0	0
Transfer to Adult Court Hearing	0	0	0	0	0	0	0	0
Charges Cleared by Transfer to Adult Court	0	0	0	0	0	0	0	0
Review Concluded	0	0	0	0	0	0	0	0
Unknown	0	0	0	0	0	0	0	0
Other	0	0	0	0	0	0	0	0
Totals	258	27	36	109	9	4	0	443

<u>Status Offenses</u>								
Informal Adjustment	100	9	11	79	12	9	0	220
Complaint Substantiated Status Offender	38	11	3	19	2	5	1	79
Case Held Open	4	0	1	0	0	1	0	6
Dismissed	2	1	1	1	0	0	0	5
Complaint Substantiated Delinquent	3	0	0	0	0	0	0	3
Special Proceeding	0	1	0	0	0	0	0	1
Retired / Nolle Prosequi	0	0	0	0	0	0	0	0
Complaint Substantiated Dependent/Neglect	0	0	0	0	0	0	0	0
Complaint Substantiated Abused	0	0	0	0	0	0	0	0
Complaint Substantiated Mentally Ill	0	0	0	0	0	0	0	0
Pretrial Diversion	0	0	0	0	0	0	0	0
Transfer to Adult Court Hearing	0	0	0	0	0	0	0	0
Charges Cleared by Transfer to Adult Court	0	0	0	0	0	0	0	0
Review Concluded	0	0	0	0	0	0	0	0
Unknown	0	0	0	0	0	0	0	0
Other	0	0	0	0	0	0	0	0
Totals	147	22	16	99	14	15	1	314

**TENNESSEE COUNCIL OF JUVENILE AND FAMILY COURT JUDGES
2008 HENDERSON COUNTY JUVENILE COURT STATISTICAL DATA**

Formal and Informal Actions by Class of Referral, Race and Sex for CY 2008

	White Male	African American Male	Other Race Male	White Female	African American Female	Other Race Female	Unknown Race or Sex	Total
<u>Dependency/Neglect</u>								
Case Held Open	24	4	2	31	0	2	0	63
Special Proceeding	3	0	1	2	0	0	0	6
Complaint Substantiated Dependent/Neglect	1	1	0	2	0	0	0	4
Dismissed	0	0	0	0	0	0	0	0
Retired / Nolle Prosequi	0	0	0	0	0	0	0	0
Complaint Substantiated Delinquent	0	0	0	0	0	0	0	0
Complaint Substantiated Status Offender	0	0	0	0	0	0	0	0
Complaint Substantiated Abused	0	0	0	0	0	0	0	0
Complaint Substantiated Mentally Ill	0	0	0	0	0	0	0	0
Informal Adjustment	0	0	0	0	0	0	0	0
Pretrial Diversion	0	0	0	0	0	0	0	0
Transfer to Adult Court Hearing	0	0	0	0	0	0	0	0
Charges Cleared by Transfer to Adult Court	0	0	0	0	0	0	0	0
Review Concluded	0	0	0	0	0	0	0	0
Unknown	0	0	0	0	0	0	0	0
Other	0	0	0	0	0	0	0	0
Totals	28	5	3	35	0	2	0	73

Other Violation Proceedings

Dismissed	0	0	0	0	0	0	0	0
Retired / Nolle Prosequi	0	0	0	0	0	0	0	0
Complaint Substantiated Delinquent	0	0	0	0	0	0	0	0
Complaint Substantiated Status Offender	0	0	0	0	0	0	0	0
Complaint Substantiated Dependent/Neglect	0	0	0	0	0	0	0	0
Complaint Substantiated Abused	0	0	0	0	0	0	0	0
Complaint Substantiated Mentally Ill	0	0	0	0	0	0	0	0
Informal Adjustment	0	0	0	0	0	0	0	0
Pretrial Diversion	0	0	0	0	0	0	0	0
Transfer to Adult Court Hearing	0	0	0	0	0	0	0	0
Charges Cleared by Transfer to Adult Court	0	0	0	0	0	0	0	0
Special Proceeding	0	0	0	0	0	0	0	0
Review Concluded	0	0	0	0	0	0	0	0
Case Held Open	0	0	0	0	0	0	0	0
Unknown	0	0	0	0	0	0	0	0
Other	0	0	0	0	0	0	0	0
Totals	0	0	0	0	0	0	0	0

**TENNESSEE COUNCIL OF JUVENILE AND FAMILY COURT JUDGES
2008 HENDERSON COUNTY JUVENILE COURT STATISTICAL DATA**

Formal and Informal Actions by Class of Referral, Race and Sex for CY 2008

	White Male	African American Male	Other Race Male	White Female	African American Female	Other Race Female	Unknown Race or Sex	Total
<u>Parentage</u>								
Case Held Open	33	2	2	15	2	1	0	55
Special Proceeding	17	0	0	21	0	1	0	39
Dismissed	0	0	0	0	0	0	0	0
Retired / Nolle Prosequi	0	0	0	0	0	0	0	0
Complaint Substantiated Delinquent	0	0	0	0	0	0	0	0
Complaint Substantiated Status Offender	0	0	0	0	0	0	0	0
Complaint Substantiated Dependent/Neglect	0	0	0	0	0	0	0	0
Complaint Substantiated Abused	0	0	0	0	0	0	0	0
Complaint Substantiated Mentally Ill	0	0	0	0	0	0	0	0
Informal Adjustment	0	0	0	0	0	0	0	0
Pretrial Diversion	0	0	0	0	0	0	0	0
Transfer to Adult Court Hearing	0	0	0	0	0	0	0	0
Charges Cleared by Transfer to Adult Court	0	0	0	0	0	0	0	0
Review Concluded	0	0	0	0	0	0	0	0
Unknown	0	0	0	0	0	0	0	0
Other	0	0	0	0	0	0	0	0
Totals	50	2	2	36	2	2	0	94

<u>Special Proceedings</u>								
Case Held Open	52	11	4	29	3	4	0	103
Special Proceeding	18	4	0	20	0	0	0	42
Review Concluded	14	0	1	10	1	1	0	27
Dismissed	5	1	0	2	0	0	0	8
Complaint Substantiated Delinquent	3	0	0	0	0	0	0	3
Complaint Substantiated Dependent/Neglect	0	1	0	0	0	0	0	1
Informal Adjustment	0	0	0	1	0	0	0	1
Retired / Nolle Prosequi	0	0	0	0	0	0	0	0
Complaint Substantiated Status Offender	0	0	0	0	0	0	0	0
Complaint Substantiated Abused	0	0	0	0	0	0	0	0
Complaint Substantiated Mentally Ill	0	0	0	0	0	0	0	0
Pretrial Diversion	0	0	0	0	0	0	0	0
Transfer to Adult Court Hearing	0	0	0	0	0	0	0	0
Charges Cleared by Transfer to Adult Court	0	0	0	0	0	0	0	0
Unknown	0	0	0	0	0	0	0	0
Other	0	0	0	0	0	0	0	0
Totals	92	17	5	62	4	5	0	185

**TENNESSEE COUNCIL OF JUVENILE AND FAMILY COURT JUDGES
2008 HENDERSON COUNTY JUVENILE COURT STATISTICAL DATA**

Formal and Informal Actions by Class of Referral, Race and Sex for CY 2008

	White Male	African American Male	Other Race Male	White Female	African American Female	Other Race Female	Unknown Race or Sex	Total
Other								
Complaint Substantiated Delinquent	0	0	0	1	0	0	0	1
Dismissed	0	0	0	0	0	0	0	0
Retired / Nolle Prosequi	0	0	0	0	0	0	0	0
Complaint Substantiated Status Offender	0	0	0	0	0	0	0	0
Complaint Substantiated Dependent/Neglect	0	0	0	0	0	0	0	0
Complaint Substantiated Abused	0	0	0	0	0	0	0	0
Complaint Substantiated Mentally Ill	0	0	0	0	0	0	0	0
Informal Adjustment	0	0	0	0	0	0	0	0
Pretrial Diversion	0	0	0	0	0	0	0	0
Transfer to Adult Court Hearing	0	0	0	0	0	0	0	0
Charges Cleared by Transfer to Adult Court	0	0	0	0	0	0	0	0
Special Proceeding	0	0	0	0	0	0	0	0
Review Concluded	0	0	0	0	0	0	0	0
Case Held Open	0	0	0	0	0	0	0	0
Unknown	0	0	0	0	0	0	0	0
Other	0	0	0	0	0	0	0	0
Totals	0	0	0	1	0	0	0	1
All Action Totals	659	122	72	370	35	31	1	1,290

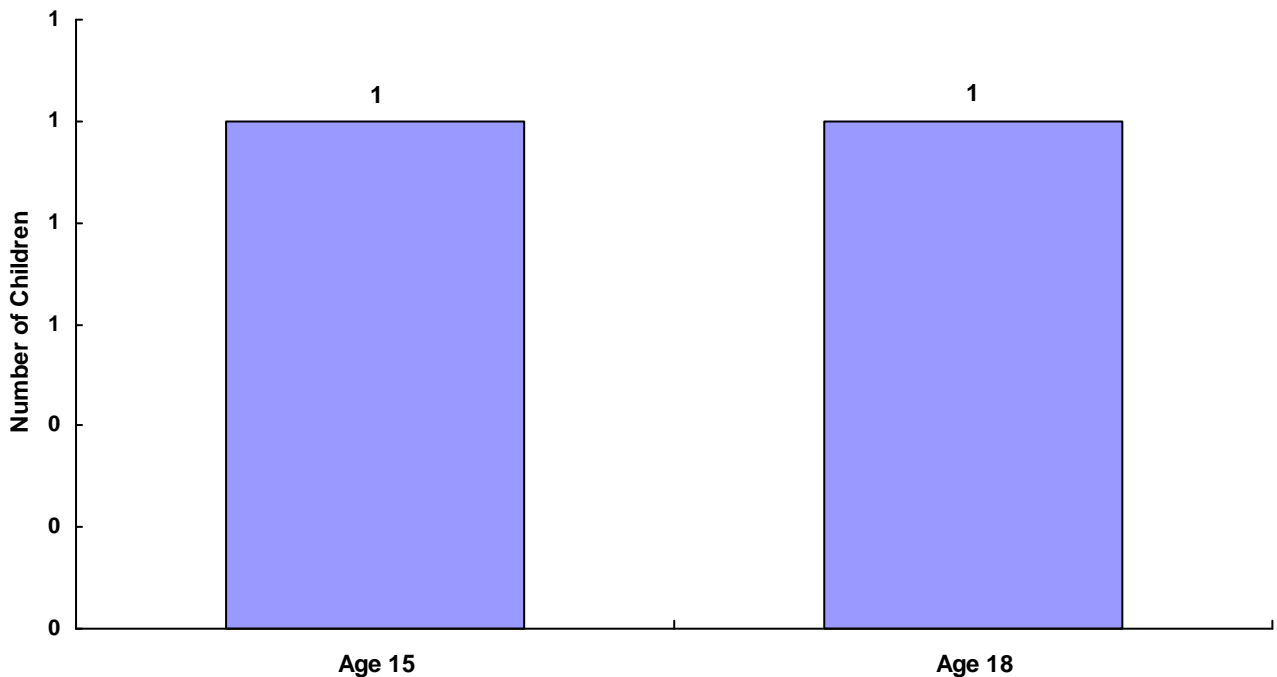
**TENNESSEE COUNCIL OF JUVENILE AND FAMILY COURT JUDGES
2008 HENDERSON COUNTY JUVENILE COURT STATISTICAL DATA**

Children Transferred to Adult Court by Age at Disposition Date, Race and Sex for CY 2008

Total Children = 654

	White Male	African American Male	Other Race Male	White Female	African American Female	Other Race Female	Unknown Race or Sex	Total	% of All Children Referred
Age Under 1	0	0	0	0	0	0	0	0	0.00%
Age 1	0	0	0	0	0	0	0	0	0.00%
Age 2	0	0	0	0	0	0	0	0	0.00%
Age 3	0	0	0	0	0	0	0	0	0.00%
Age 4	0	0	0	0	0	0	0	0	0.00%
Age 5	0	0	0	0	0	0	0	0	0.00%
Age 6	0	0	0	0	0	0	0	0	0.00%
Age 7	0	0	0	0	0	0	0	0	0.00%
Age 8	0	0	0	0	0	0	0	0	0.00%
Age 9	0	0	0	0	0	0	0	0	0.00%
Age 10	0	0	0	0	0	0	0	0	0.00%
Age 11	0	0	0	0	0	0	0	0	0.00%
Age 12	0	0	0	0	0	0	0	0	0.00%
Age 13	0	0	0	0	0	0	0	0	0.00%
Age 14	0	0	0	0	0	0	0	0	0.00%
Age 15	1	0	0	0	0	0	0	1	0.15%
Age 16	0	0	0	0	0	0	0	0	0.00%
Age 17	0	0	0	0	0	0	0	0	0.00%
Age 18	0	1	0	0	0	0	0	1	0.15%
Age 19 and Over	0	0	0	0	0	0	0	0	0.00%
Totals	1	1	0	0	0	0	0	2	

Total Children Transferred to Adult Court



**TENNESSEE COUNCIL OF JUVENILE AND FAMILY COURT JUDGES
2008 HENDERSON COUNTY JUVENILE COURT STATISTICAL DATA**

Outcomes by Type Of Disposition, Race and Sex for CY 2008

	White Male	African American Male	Other Race Male	White Female	African American Female	Other Race Female	Unknown Race or Sex	Total
<u>General Action Codes</u>								
Warned / Counseled	125	15	4	97	6	10	0	257
Fine	88	10	14	53	9	4	0	178
Case Dismissed	80	13	9	45	6	2	0	155
Held Open For Review	64	12	5	19	1	3	0	104
Referral to Another Entity for Superv/Servc	52	13	2	20	3	3	0	93
Public Service	30	10	1	14	4	1	0	60
Driver's License Held Informally	38	2	1	15	1	0	0	57
Referred for Alcohol and Drug Counseling	24	3	1	9	0	0	0	37
No Contact Order	7	3	4	17	1	1	0	33
Referred to Alternative School	22	0	0	8	0	0	0	30
Referral to Juvenile Court Educ-Based Pgm	12	11	3	1	0	1	0	28
Restitution	11	6	0	1	0	0	0	18
Referred for Mental Health Counseling	8	3	1	2	0	0	0	14
Court Defined Curfew	5	3	0	2	0	0	1	11
Case Retired or Nolle Prosequi	1	0	0	7	0	0	0	8
Placement with Relative / Other Individual	3	0	0	2	0	0	0	5
Probation to Parents	1	2	0	1	0	0	0	4
House Arrest	2	2	0	0	0	0	0	4
Referred to Private Child Agency	2	0	0	0	0	0	0	2
Private Mental Health Placement	1	0	0	1	0	0	0	2
Referred to Defensive Driving School	1	0	0	0	0	0	0	1
Placement with City/Cnty Agcy/Facility	0	1	0	0	0	0	0	1
Runaway Returned	1	0	0	0	0	0	0	1
Supervision / Probation to Juvenile Court	0	0	0	0	0	0	0	0
Referred to Alcohol Safety School	0	0	0	0	0	0	0	0
Voluntary Placement with DMHMR	0	0	0	0	0	0	0	0
Private MR Placement	0	0	0	0	0	0	0	0
Injunction Other than No Contact Order	0	0	0	0	0	0	0	0
Dismissed from Informal Adjustment	0	0	0	0	0	0	0	0
Dismissed from Pretrial Diversion	0	0	0	0	0	0	0	0
Released from Probation	0	0	0	0	0	0	0	0
Totals	578	109	45	314	31	25	1	1,103

**TENNESSEE COUNCIL OF JUVENILE AND FAMILY COURT JUDGES
2008 HENDERSON COUNTY JUVENILE COURT STATISTICAL DATA**

Outcomes by Type Of Disposition, Race and Sex for CY 2008

	White Male	African American Male	Other Race Male	White Female	African American Female	Other Race Female	Unknown Race or Sex	Total
Formal Action Codes								
Placed Under a Valid Court Order	133	28	18	112	7	9	0	307
DCS Commitment - Custody	15	4	0	9	0	0	0	28
DCS Probation	11	5	1	7	0	0	0	24
Transfer to Another Juvenile Court for Dispo	12	0	0	7	0	0	0	19
DCS Commitment - Suspended	10	5	1	0	0	0	0	16
Other Intensive Probation	9	2	2	1	0	0	0	14
Transferred to Adult Court	1	1	0	0	0	0	0	2
DCS Commitment - Determinate	1	0	0	0	0	0	0	1
Parental Rights Terminated	0	0	0	1	0	0	0	1
DMHMR Involuntary Commitment	0	0	0	0	0	0	0	0
DCS Intensive Probation	0	0	0	0	0	0	0	0
Supervision by DCS	0	0	0	0	0	0	0	0
Parental Rights Not Terminated	0	0	0	0	0	0	0	0
Totals	192	45	22	137	7	9	0	412

Special Proceedings

Court Costs	106	19	8	66	9	5	1	214
Custody Changed	45	9	7	50	2	6	0	119
Custody Unchanged	44	3	0	32	1	0	0	80
Visitation Changed	37	2	1	36	1	0	0	77
Foster Care Continued	33	3	0	17	1	3	0	57
Foster Care Terminated	8	0	0	7	1	0	0	16
Visitation Unchanged	4	2	0	8	1	0	0	15
Child Support Amended	0	0	0	1	0	0	0	1
Order of Reference to DCS	0	0	0	0	0	0	0	0
Voluntary Acknowledgement of Paternity	0	0	0	0	0	0	0	0
Paternity Determined / Child Legitimated	0	0	0	0	0	0	0	0
Paternity Not Determ/Child Not Legitimated	0	0	0	0	0	0	0	0
Child Support Granted	0	0	0	0	0	0	0	0
Child Support Denied	0	0	0	0	0	0	0	0
Child Support Terminated	0	0	0	0	0	0	0	0
Request for Medical Treatment Granted	0	0	0	0	0	0	0	0
Request for Medical Treatment Denied	0	0	0	0	0	0	0	0
Consent to Marry Granted	0	0	0	0	0	0	0	0
Consent to Marry Denied	0	0	0	0	0	0	0	0
Totals	277	38	16	217	16	14	1	579

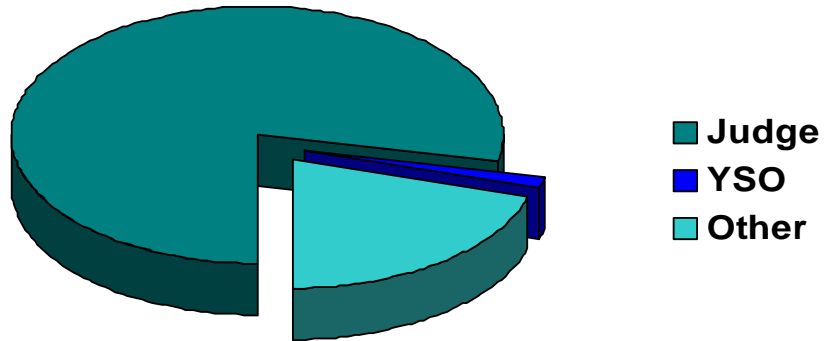
Other Outcome Codes

Other	2	0	0	1	1	0	0	4
Totals	2	0	0	1	1	0	0	4

All Outcome Totals	1,049	192	83	669	55	48	2	2,098
---------------------------	--------------	------------	-----------	------------	-----------	-----------	----------	--------------

TENNESSEE COUNCIL OF JUVENILE AND FAMILY COURT JUDGES
2008 HENDERSON COUNTY JUVENILE COURT STATISTICAL DATA

Breakdown of Referrals by Court Personnel Executing the Action in CY 2008



	Referrals	% of Referrals
Judge	1,010	78.29%
Referee	0	0.00%
YSO	18	1.40%
Other	262	20.31%
Total	1,290	100.00%