

**2008**

**State of Tennessee**

**Annual Juvenile Court Statistical Report**

**Crockett County Breakdown**

# TABLE OF CONTENTS

Report Numbers Listed Below are shown at the Bottom of each Report, followed by the Report Page Number

	Report Number
<b>Juvenile Court Referral Process</b>	
Chart – The Juvenile Court Referral Process	1
Chart – Delinquent, Dependent/Neglect/Abuse, and Status/Unruly Referrals	2
Chart – Referrals by Type of Offense	3
Chart – Referrals for Status/Unruly Offenses	4
<b>Children and Referral Counts by Race and Sex</b>	
Table – Children with Delinquent Referrals by Race and Sex	5
Table – Children with Status/Unruly Referrals by Race and Sex	5
Table – Children with Dependency/Neglect/Abuse Allegations by Race and Sex	5
Table – Referrals Delinquent Referrals by Race and Sex	6
Table – Referrals Status/Unruly Referrals by Race and Sex	6
Table – Referrals Dependency/Neglect/Abuse Allegations by Race and Sex	6
Table/Chart – Referrals by Age Group, Race and Sex	7
Table/Chart – Children Referred by Age, Race and Sex	8
Table/Chart – Children Referred by Race and Sex	9
Table/Chart – Children of Hispanic Origin by Race and Sex	10
Table – Referrals by Type of Offense, Age Group, Race and Sex	11
<b>Living Arrangement of the Child at Time of Referral</b>	
Table/Chart – Living Arrangement at Time of Referral by Race and Sex	12
<b>School Status of Individual Children at Time of Referral to Juvenile Court</b>	
Table – Last Grade Completed by Children by Race and Sex	13
Table – Children Enrolled in School	13
Table – Children Enrolled in Special Education	13
<b>Referral Information by Race, Sex and Class of Referral/Offense</b>	
Table/Chart – Class of Referrals by Race and Sex	14
Table - Referrals by Class and Type of Offense by Race and Sex	15
<b>Referral Reasons by Type, Race and Sex</b>	
Table – Referral Reasons by Type of Offense, Race and Sex	16
Table – Top 4 Referral Reasons by Sex and Race	17
Table – Top 4 Referral Reasons by Sex, Race and Type of Offense	18
<b>Source of Referrals to the Juvenile Court</b>	
Table – Source of Referrals by Race and Sex	19
Table – Six Most Frequent Referral Reasons by Source, Race and Sex	20
Table – Source of Referrals by Type of Offense, Race and Sex	21
<b>Children Referred with Weapons Charges</b>	
Table/Chart – Children Referred for Unlawful Carrying/Possession of a Weapon by Age, Race and Sex	22
Table/Chart – Children Referred for Carrying Weapons on School Property	23
<b>Intake Actions at Referral</b>	
Table/Chart – Intake Actions at Referral by Race and Sex	24
Table/Chart – Intake Actions of Referrals by Class of Offense, Race and Sex	25

# TABLE OF CONTENTS


Report Numbers Listed Below are shown at the Bottom of each Report, followed by the Report Page Number

	Report Number
<b>Detention Statistics at Referral</b>	
Table – Detention Statistics at Referral by Individual Child by Race and Sex	26
Table – Detention Statistics at Referral by Individual Case	26
Table – Placement After Secure Detention Hearing by Individual Child by Race and Sex	27
Table – Placement After Secure Detention Hearing by Individual Case	27
<b>Dispositional Procedures</b>	
Table – Procedures used to Dispose or Adjust All Referrals	28
Table – Referrals Disposed by Formal Adjudicatory Proceedings	28
Table – Referrals Disposed by Other Actions	28
<b>Formal and Informal Actions</b>	
Table/Chart – Formal and Informal Actions by Race and Sex	29
Table – Formal and Informal Actions by Type of Offense, Race and Sex	30
Table – Formal and Informal Actions by Class of Referral, Race and Sex	31
<b>Children Transferred to Adult Court</b>	
Table/Chart – Children Transferred to Adult Court by Age, Race and Sex	32
<b>Outcomes by Type of Disposition</b>	
Table – Outcomes by Type of Disposition, Race and Sex	33
<b>Juvenile Court Referrals Disposed County-Wide Based on Number of Referrals</b>	
Table/Chart – Breakdown of Referrals by Court Personnel Executing the Action	34

**TENNESSEE COUNCIL OF JUVENILE AND FAMILY COURT JUDGES  
2008 CROCKETT COUNTY JUVENILE COURT STATISTICAL DATA**


**The Juvenile Court Referral Process for CY 2008**

<b>Delinquent</b> 133	<b>Status</b> 33	<b>Dependency and Neglect</b> 0	<b>Other Violations</b> 0	<b>Special Proceedings</b> 0	<b>Parentage</b> 0	<b>Other</b> 7
--------------------------	---------------------	------------------------------------	------------------------------	---------------------------------	-----------------------	-------------------



**Parents, Victims, School, Relatives, State Dept, etc.**  
58

**Law Enforcement**  
115



**Court Actions**  
173

**Pretrial Diversion, Informal Adjustment**  
30

**Transfer to Adult Court Hearing**  
0



**Formal Adjudications**  
112

**Charges Cleared By Transfer to Adult Court**  
0

**Special Proceeding**  
5


**Review Concluded**  
0



**Juvenile Court System Outcomes / Dispositions**  
307

**Case Held Open**  
15

**Other**  
11




**Formal**  
32



**General**  
195



**Special Proceedings**  
66

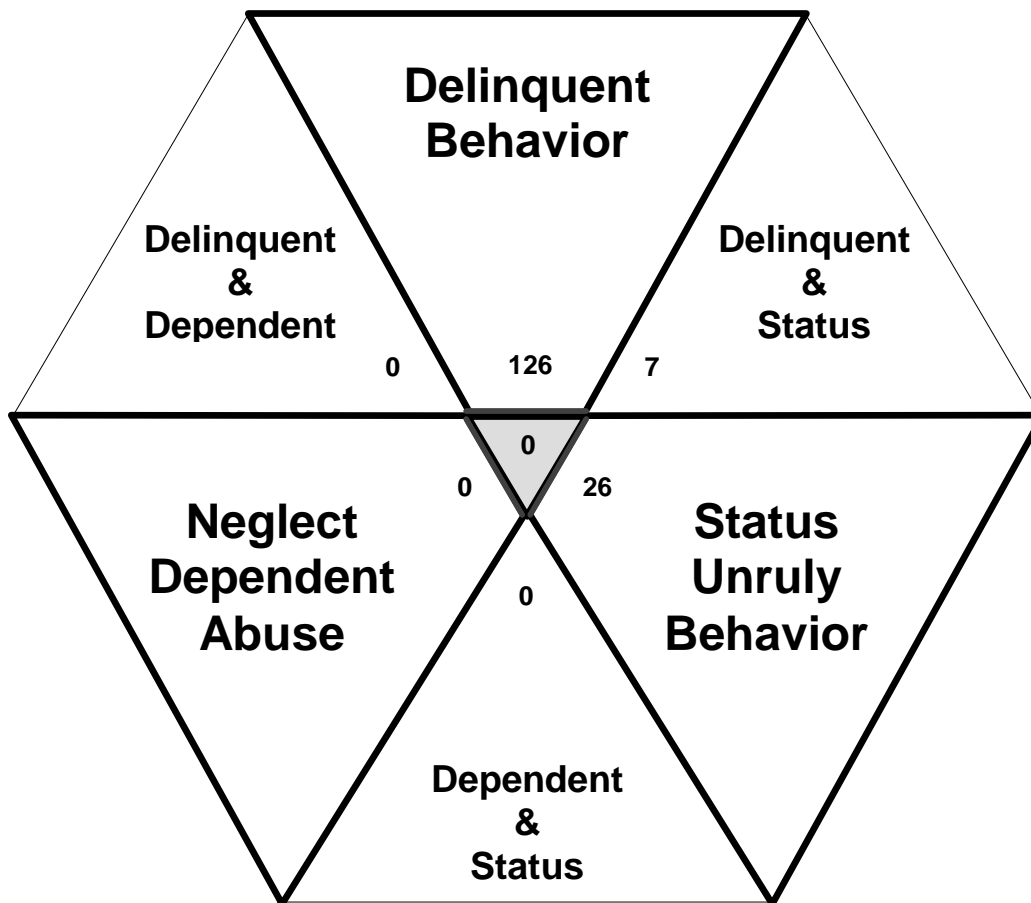


**Other**  
14

**TENNESSEE COUNCIL OF JUVENILE AND FAMILY COURT JUDGES  
2008 CROCKETT COUNTY JUVENILE COURT STATISTICAL DATA**

**Delinquent, Dependent/Neglect/Abuse, and Status/Unruly Referrals for CY 2008**

Total = 159



The remaining referrals are for:  
Custody, Visitation, Paternity/Legitimation, Child Support,  
Special Procedures and Other Referrals

Each child may be counted  
in more than one category

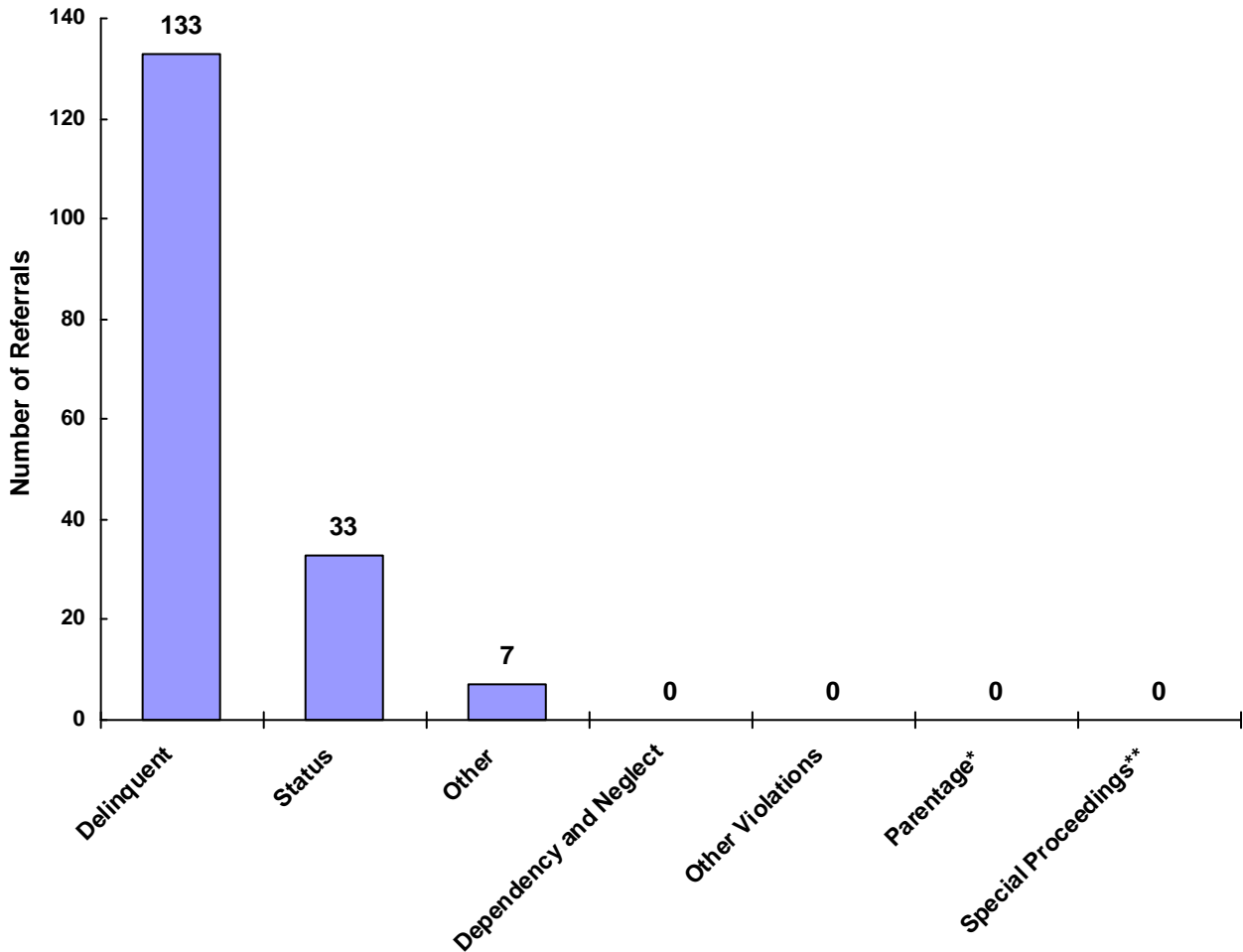
Total number of individual children for ALL referrals  
disposed by juvenile courts during CY 2008 equals 96

Children can have referrals in multiple categories. The drawing above shows that in the year 2008 there were 126 referrals to Crockett County Juvenile Court for children with only delinquent offenses, 26 for those with only status/unruly behavior, and 0 for children with neglect, dependent or abuse referrals during the calendar year. There were 7 referrals for children that had a delinquent AND a status/unruly referral. There were 0 referrals for children with both delinquent behavior AND a neglect, dependent or abuse allegation. There were 0 referrals for children that had both a status/unruly referral AND a neglect, dependent or abuse allegation. Also, there were 0 referrals for children that had a delinquent referral, a status/unruly referral AND a neglect, dependent or abuse allegation.

**TENNESSEE COUNCIL OF JUVENILE AND FAMILY COURT JUDGES  
2008 CROCKETT COUNTY JUVENILE COURT STATISTICAL DATA**

**Referrals by Type of Offense in CY 2008**

**Total Referrals = 173**



\* Parentage includes: Custody, Visitation, Paternity/Legitimation and Child Support

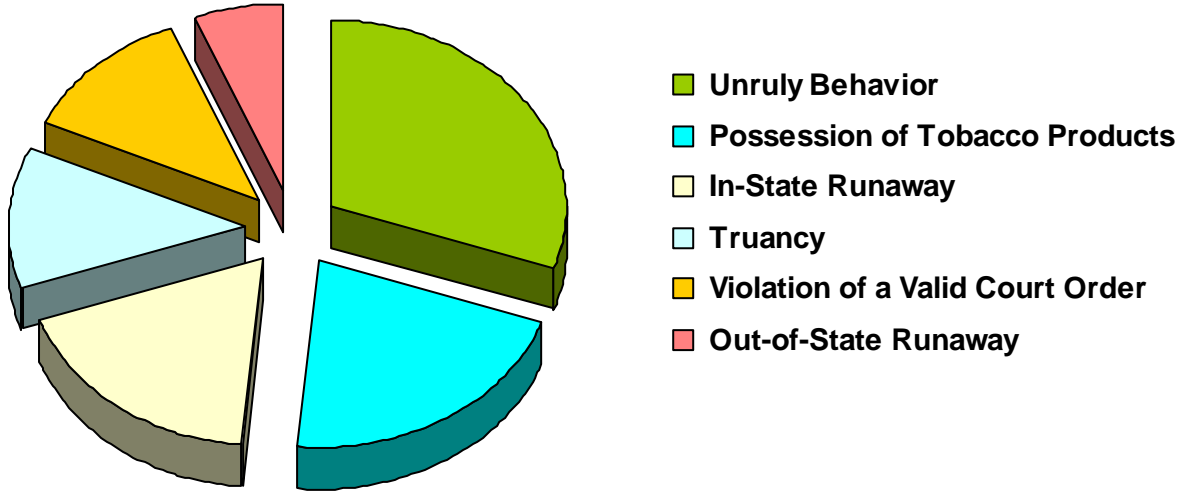
\*\*Special Proceedings include: Judicial Review, Administrative Review, Foster Care Review, Request for Medical Treatment and Consent to Marry

Information from the Juvenile Court represents a total of 96 children and 124 cases that were reported to the TCJFCJ.

A Status offense is an offense committed by a child that if committed by an adult, would not be considered an offense or unlawful act. An example of this is smoking when not legally an adult.

**TENNESSEE COUNCIL OF JUVENILE AND FAMILY COURT JUDGES  
2008 CROCKETT COUNTY JUVENILE COURT STATISTICAL DATA**

**Referrals for Status/Unruly Offenses in CY 2008  
Total Status/Unruly Referrals = 33**



<b>Referral Reason</b>	<b>Count</b>	<b>Percent</b>
Unruly Behavior	10	30.30%
Possession of Tobacco Products	7	21.21%
In-State Runaway	6	18.18%
Violation of a Valid Court Order	4	12.12%
Truancy	4	12.12%
Out-of-State Runaway	2	6.06%
Violation of Curfew	0	0.00%
<b>Total</b>	<b>33</b>	

**TENNESSEE COUNCIL OF JUVENILE AND FAMILY COURT JUDGES  
2008 CROCKETT COUNTY JUVENILE COURT STATISTICAL DATA**

**Children\* with Delinquent Referrals by Race and Sex for CY 2008**

	White	African American	Native American	Asian	Mixed Race	Unknown Race	Total
Male	31	15	0	0	1	3	50
Female	20	4	0	0	0	0	24
Unknown Sex	0	0	0	0	0	0	
<b>Totals</b>	<b>51</b>	<b>19</b>	<b>0</b>	<b>0</b>	<b>1</b>	<b>3</b>	<b>74</b>

**Children\* with Status/Unruly Referrals by Race and Sex for CY 2008**

	White	African American	Native American	Asian	Mixed Race	Unknown Race	Total
Male	9	1	0	0	0	2	12
Female	10	1	0	0	1	4	16
Unknown Sex	0	0	0	0	0	0	
<b>Totals</b>	<b>19</b>	<b>2</b>	<b>0</b>	<b>0</b>	<b>1</b>	<b>6</b>	<b>28</b>

**Children\* with Dependency/Neglect/Abuse Allegations by Race and Sex for CY 2008**

	White	African American	Native American	Asian	Mixed Race	Unknown Race	Total
Male	0	0	0	0	0	0	
Female	0	0	0	0	0	0	
Unknown Sex	0	0	0	0	0	0	
<b>Totals</b>	<b>0</b>	<b>0</b>	<b>0</b>	<b>0</b>	<b>0</b>	<b>0</b>	

\* A child may be counted in more than one category



**TENNESSEE COUNCIL OF JUVENILE AND FAMILY COURT JUDGES  
2008 CROCKETT COUNTY JUVENILE COURT STATISTICAL DATA**

**Delinquent Referrals by Race and Sex for CY 2008**

	White	African American	Native American	Asian	Mixed Race	Unknown Race	Total
<b>Male</b>	63	28	0	0	1	8	<b>100</b>
<b>Female</b>	29	4	0	0	0	0	<b>33</b>
<b>Unknown Sex</b>	0	0	0	0	0	0	<b>0</b>
<b>Totals</b>	<b>92</b>	<b>32</b>	<b>0</b>	<b>0</b>	<b>1</b>	<b>8</b>	<b>133</b>

**Status/Unruly Referrals by Race and Sex for CY 2008**

	White	African American	Native American	Asian	Mixed Race	Unknown Race	Total
<b>Male</b>	9	1	0	0	0	2	<b>12</b>
<b>Female</b>	14	1	0	0	1	5	<b>21</b>
<b>Unknown Sex</b>	0	0	0	0	0	0	<b>0</b>
<b>Totals</b>	<b>23</b>	<b>2</b>	<b>0</b>	<b>0</b>	<b>1</b>	<b>7</b>	<b>33</b>

**Dependency/Neglect/Abuse Allegations by Race and Sex for CY 2008**

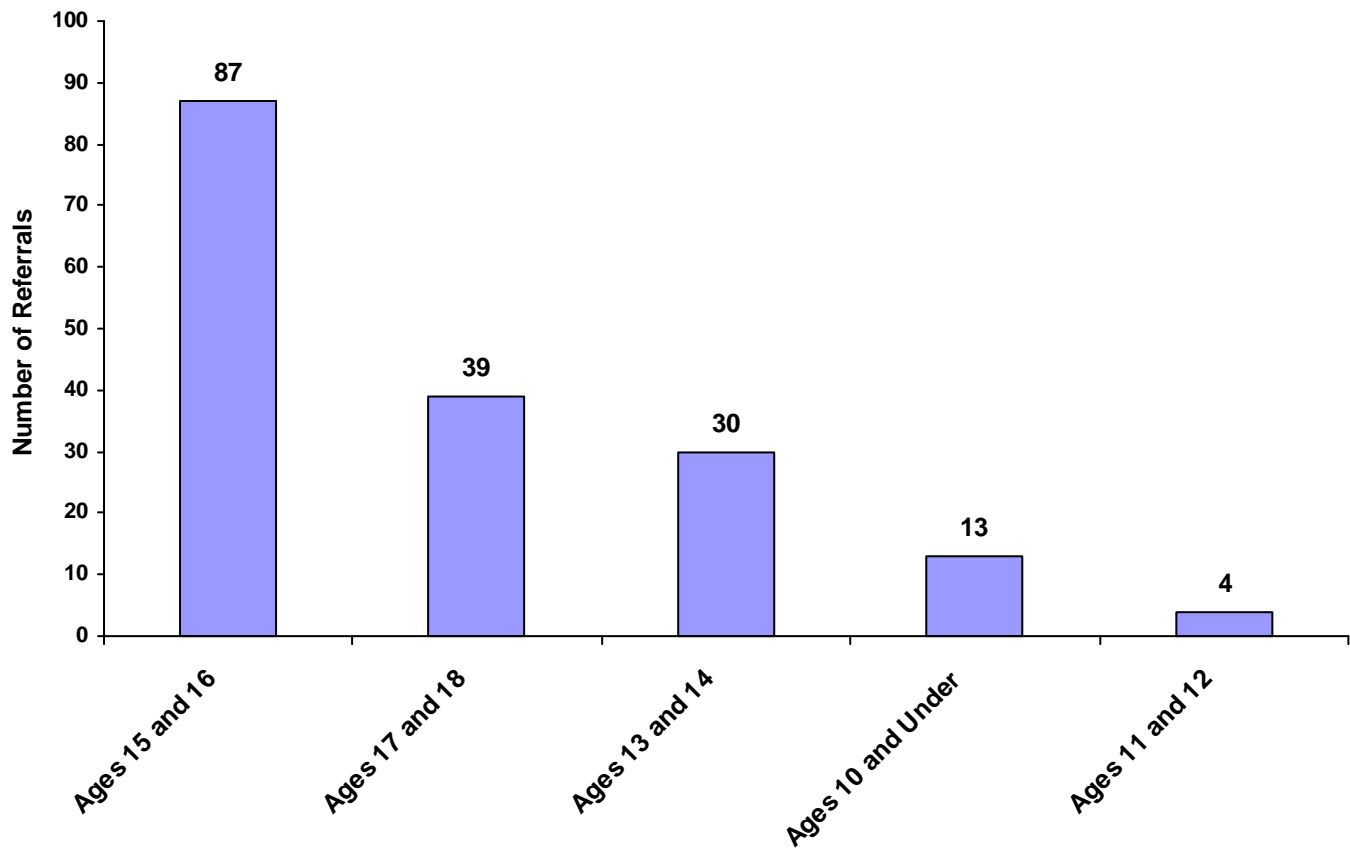
	White	African American	Native American	Asian	Mixed Race	Unknown Race	Total
<b>Male</b>	0	0	0	0	0	0	<b>0</b>
<b>Female</b>	0	0	0	0	0	0	<b>0</b>
<b>Unknown Sex</b>	0	0	0	0	0	0	<b>0</b>
<b>Totals</b>	<b>0</b>	<b>0</b>	<b>0</b>	<b>0</b>	<b>0</b>	<b>0</b>	<b>0</b>

**TENNESSEE COUNCIL OF JUVENILE AND FAMILY COURT JUDGES  
2008 CROCKETT COUNTY JUVENILE COURT STATISTICAL DATA**

**Referrals by Age Group, Race and Sex for CY 2008**

	White Male	African American Male	Other Race Male	White Female	African American Female	Other Race Female	Unknown Race or Sex	Total	% of Total Referrals
Birth through Age 10	7	4	0	2	0	0	0	13	7.51%
Ages 11 and 12	0	3	0	1	0	0	0	4	2.31%
Ages 13 and 14	7	8	0	7	1	0	7	30	17.34%
Ages 15 and 16	38	12	1	25	3	1	7	87	50.29%
Ages 17 and 18	21	4	0	10	1	0	3	39	22.54%
<b>All Age Group Totals</b>	<b>73</b>	<b>31</b>	<b>1</b>	<b>45</b>	<b>5</b>	<b>1</b>	<b>17</b>	<b>173</b>	

**Total Referrals by Age Group**

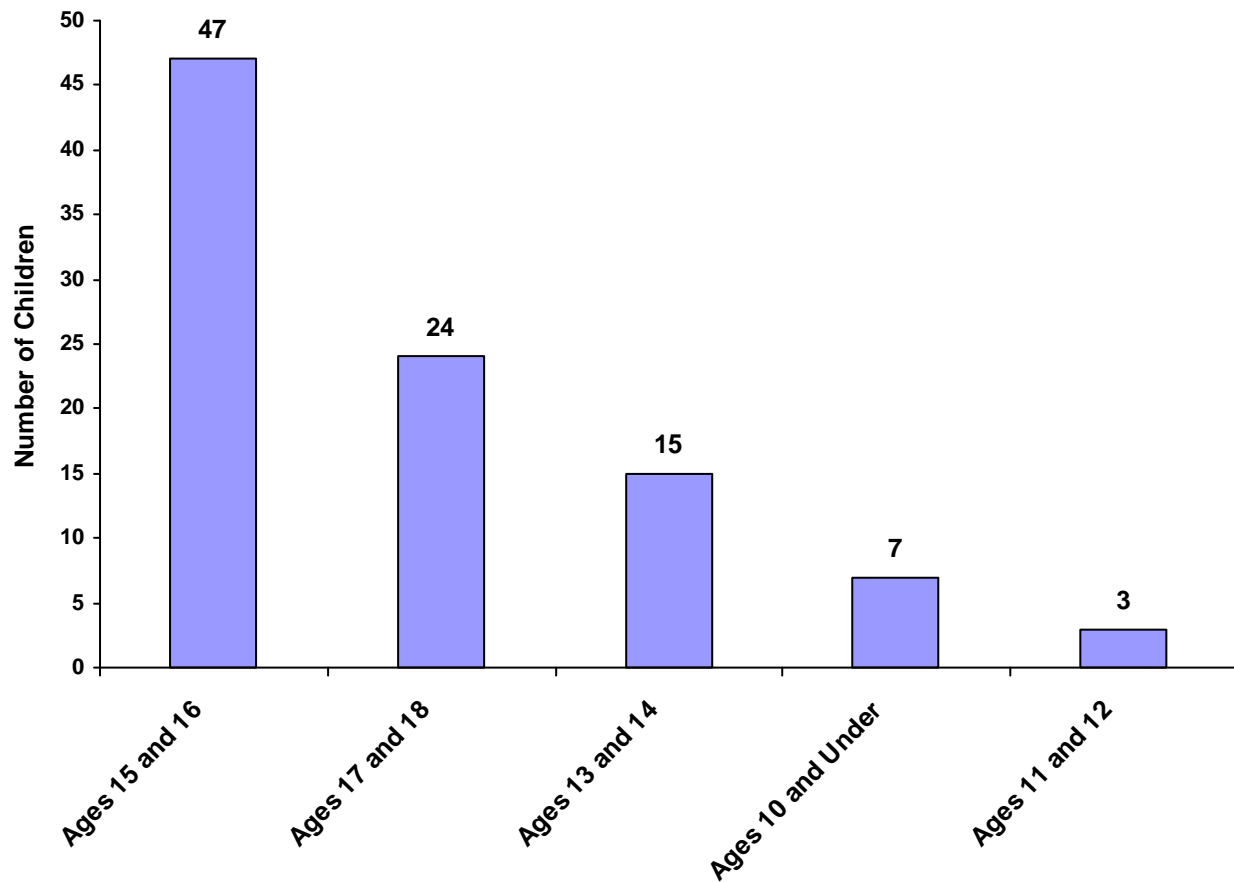


**TENNESSEE COUNCIL OF JUVENILE AND FAMILY COURT JUDGES  
2008 CROCKETT COUNTY JUVENILE COURT STATISTICAL DATA**

**Children Referred by Age Group, Race and Sex for CY 2008**

	White Male	African American Male	Other Race Male	White Female	African American Female	Other Race Female	Unknown Race or Sex	Total	% of All Children Referred
Ages 10 and Under	3	2	0	2	0	0	0	7	7.29%
Ages 11 through 12	0	2	0	1	0	0	0	3	3.12%
Ages 13 through 14	5	3	0	3	1	0	3	15	15.62%
Ages 15 through 16	16	5	1	16	3	1	5	47	48.96%
Ages 17 through 18	14	3	0	4	1	0	2	24	25.00%
Ages 19 and Over	0	0	0	0	0	0	0	0	0.00%
<b>Total</b>	<b>38</b>	<b>15</b>	<b>1</b>	<b>26</b>	<b>5</b>	<b>1</b>	<b>10</b>	<b>96</b>	

**Total Children by Age Group**

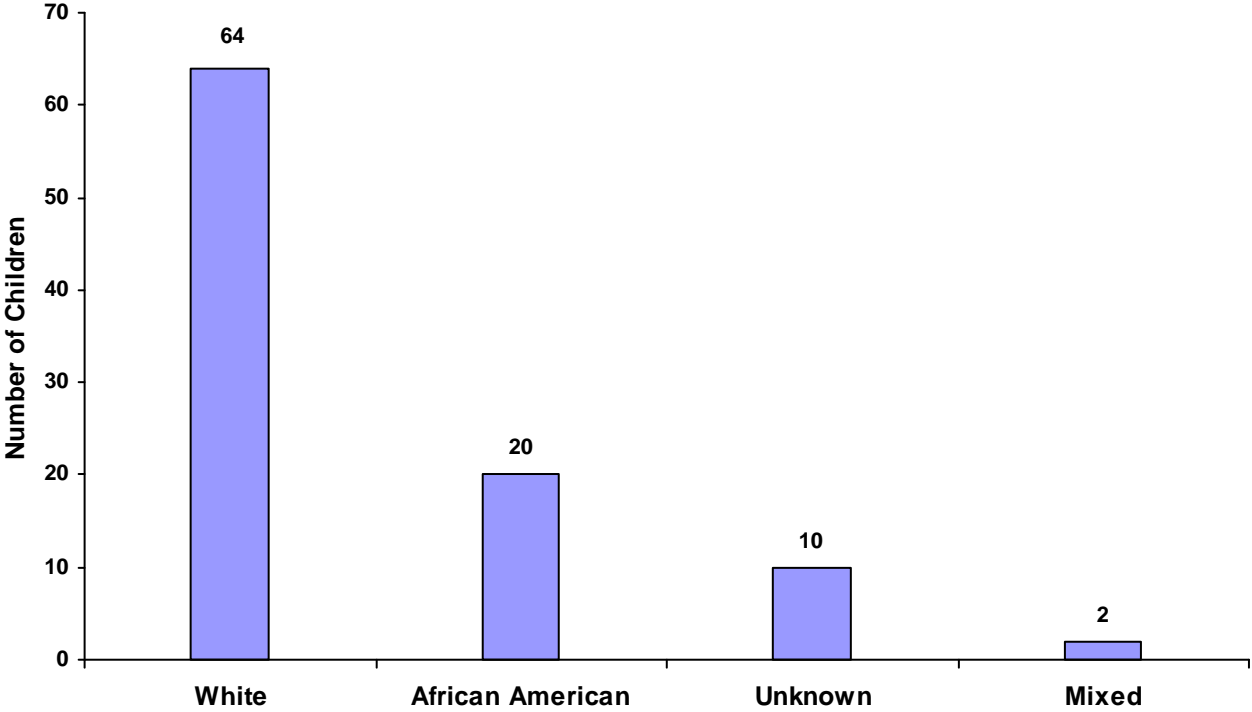


**TENNESSEE COUNCIL OF JUVENILE AND FAMILY COURT JUDGES  
2008 CROCKETT COUNTY JUVENILE COURT STATISTICAL DATA**

**Children Referred by Race and Sex for CY 2008**

Race	Male	Female	Unknown	Total
White	38	26	0	64
African American	15	5	0	20
Native American	0	0	0	0
Asian	0	0	0	0
Mixed	1	1	0	2
Unknown	5	5	0	10
<b>Total</b>	<b>59</b>	<b>37</b>	<b>0</b>	<b>96</b>

**Total Children by Race**

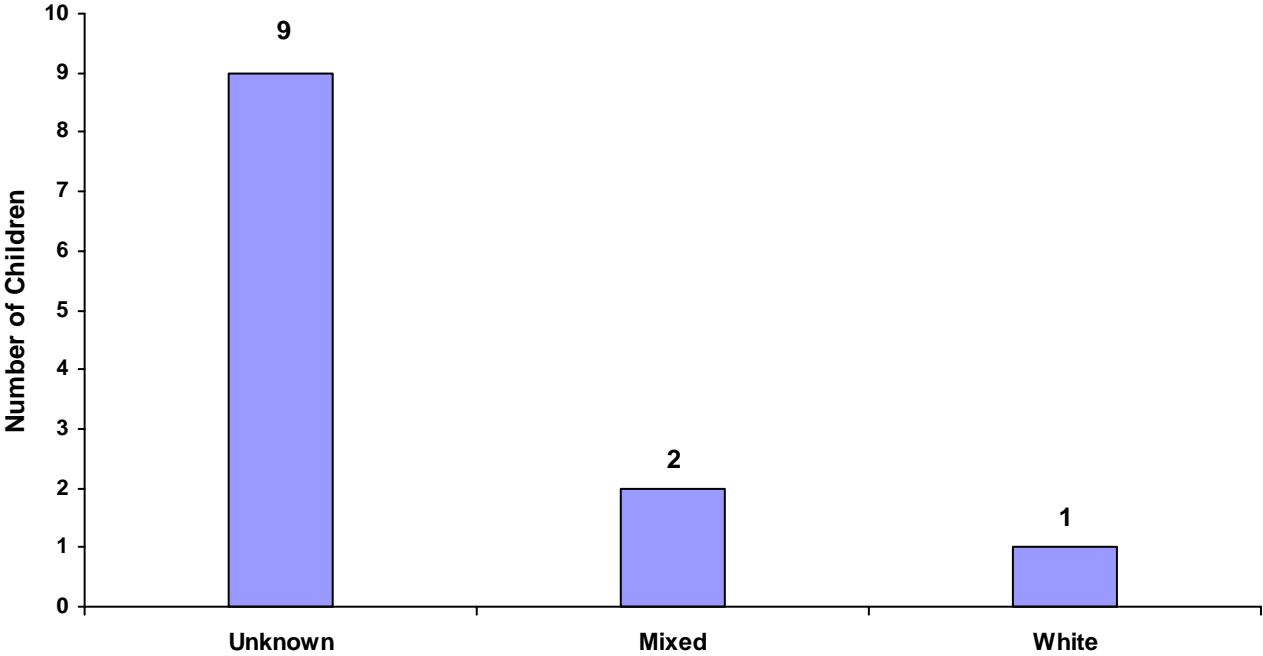


**TENNESSEE COUNCIL OF JUVENILE AND FAMILY COURT JUDGES  
2008 CROCKETT COUNTY JUVENILE COURT STATISTICAL DATA**

**Children of Hispanic Origin by Race and Sex for CY 2008**

Race	Male	Female	Unknown	Total
White	0	1	0	1
African American	0	0	0	0
Native American	0	0	0	0
Asian	0	0	0	0
Mixed	1	1	0	2
Unknown	4	5	0	9
<b>Total</b>	<b>5</b>	<b>7</b>	<b>0</b>	<b>12</b>

**Total Children of Hispanic Origin by Race**



**TENNESSEE COUNCIL OF JUVENILE AND FAMILY COURT JUDGES  
2008 CROCKETT COUNTY JUVENILE COURT STATISTICAL DATA**

**Referrals by Type of Offense, Age Group, Race and Sex for CY 2008**

	White Male	African American Male	Other Race Male	White Female	African American Female	Other Race Female	Unknown Race or Sex	Total
<b>Delinquent</b>								
Ages 10 and Under	6	3	0	2	0	0	0	11
Ages 11 through 12	0	2	0	1	0	0	0	3
Ages 13 through 14	6	8	0	3	1	0	4	22
Ages 15 through 16	32	11	1	17	2	0	4	67
Ages 17 through 18	19	4	0	6	1	0	0	30
Ages 19 and Over	0	0	0	0	0	0	0	0
<b>Total</b>	<b>63</b>	<b>28</b>	<b>1</b>	<b>29</b>	<b>4</b>	<b>0</b>	<b>8</b>	<b>133</b>
<b>Status</b>								
Ages 10 and Under	1	0	0	0	0	0	0	1
Ages 11 through 12	0	0	0	0	0	0	0	0
Ages 13 through 14	1	0	0	4	0	0	2	7
Ages 15 through 16	6	1	0	8	1	1	2	19
Ages 17 through 18	1	0	0	2	0	0	3	6
Ages 19 and Over	0	0	0	0	0	0	0	0
<b>Total</b>	<b>9</b>	<b>1</b>	<b>0</b>	<b>14</b>	<b>1</b>	<b>1</b>	<b>7</b>	<b>33</b>
<b>Dependency and Neglect</b>								
Ages 10 and Under	0	0	0	0	0	0	0	0
Ages 11 through 12	0	0	0	0	0	0	0	0
Ages 13 through 14	0	0	0	0	0	0	0	0
Ages 15 through 16	0	0	0	0	0	0	0	0
Ages 17 through 18	0	0	0	0	0	0	0	0
Ages 19 and Over	0	0	0	0	0	0	0	0
<b>Total</b>	<b>0</b>	<b>0</b>	<b>0</b>	<b>0</b>	<b>0</b>	<b>0</b>	<b>0</b>	<b>0</b>
<b>Other Violations</b>								
Ages 10 and Under	0	0	0	0	0	0	0	0
Ages 11 through 12	0	0	0	0	0	0	0	0
Ages 13 through 14	0	0	0	0	0	0	0	0
Ages 15 through 16	0	0	0	0	0	0	0	0
Ages 17 through 18	0	0	0	0	0	0	0	0
Ages 19 and Over	0	0	0	0	0	0	0	0
<b>Total</b>	<b>0</b>	<b>0</b>	<b>0</b>	<b>0</b>	<b>0</b>	<b>0</b>	<b>0</b>	<b>0</b>

**TENNESSEE COUNCIL OF JUVENILE AND FAMILY COURT JUDGES  
2008 CROCKETT COUNTY JUVENILE COURT STATISTICAL DATA**

**Referrals by Type of Offense, Age Group, Race and Sex for CY 2008**

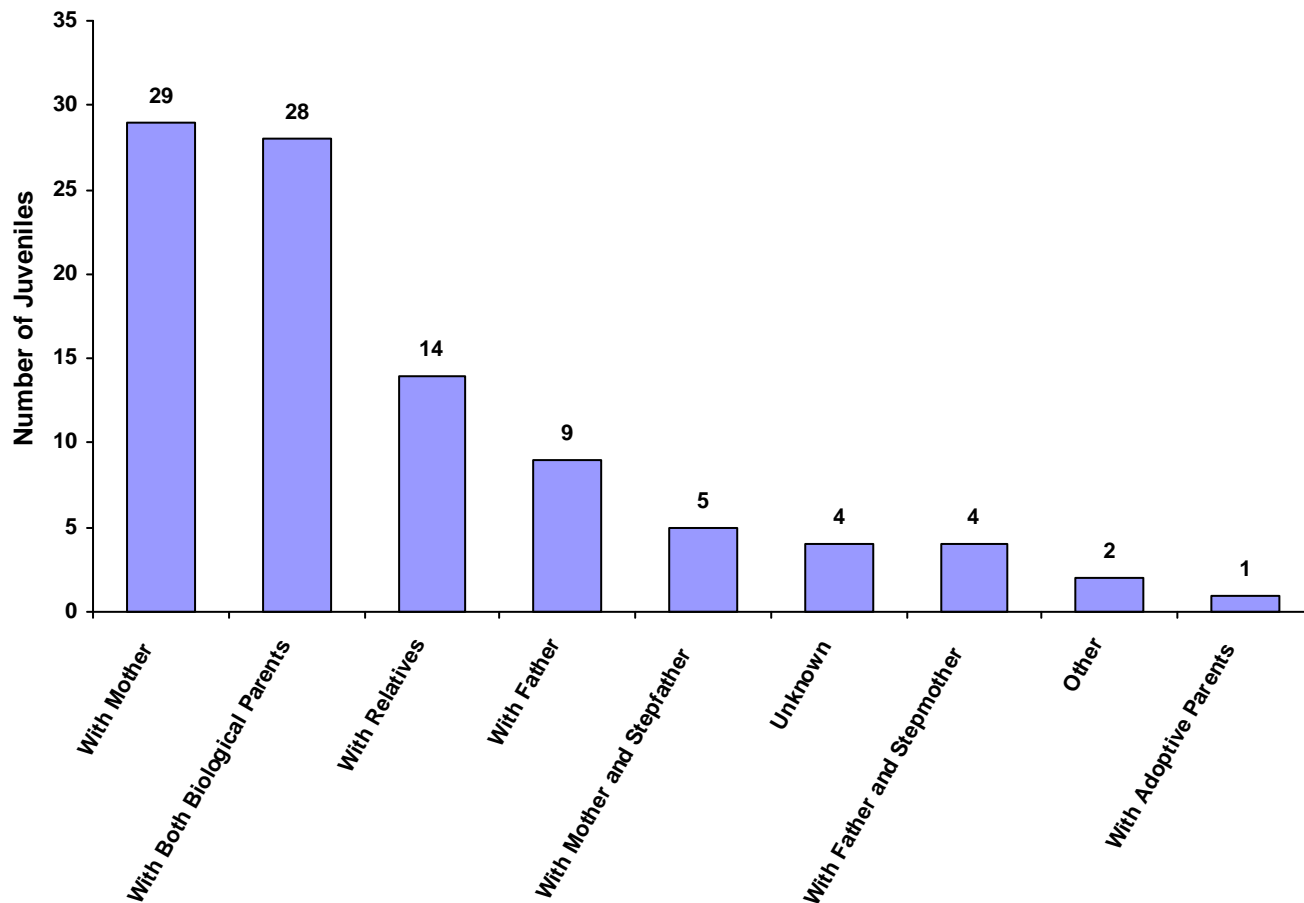
	White Male	African American Male	Other Race Male	White Female	African American Female	Other Race Female	Unknown Race or Sex	Total
<b>Special Proceedings</b>								
Ages 10 and Under	0	0	0	0	0	0	0	0
Ages 11 through 12	0	0	0	0	0	0	0	0
Ages 13 through 14	0	0	0	0	0	0	0	0
Ages 15 through 16	0	0	0	0	0	0	0	0
Ages 17 through 18	0	0	0	0	0	0	0	0
Ages 19 and Over	0	0	0	0	0	0	0	0
<b>Total</b>	<b>0</b>	<b>0</b>	<b>0</b>	<b>0</b>	<b>0</b>	<b>0</b>	<b>0</b>	<b>0</b>
<b>Other</b>								
Ages 10 and Under	0	1	0	0	0	0	0	1
Ages 11 through 12	0	1	0	0	0	0	0	1
Ages 13 through 14	0	0	0	0	0	0	1	1
Ages 15 through 16	0	0	0	0	0	0	1	1
Ages 17 through 18	1	0	0	2	0	0	0	3
Ages 19 and Over	0	0	0	0	0	0	0	0
<b>Total</b>	<b>1</b>	<b>2</b>	<b>0</b>	<b>2</b>	<b>0</b>	<b>0</b>	<b>2</b>	<b>7</b>
<b>Grand Total</b>	<b>73</b>	<b>31</b>	<b>1</b>	<b>45</b>	<b>5</b>	<b>1</b>	<b>17</b>	<b>173</b>

**TENNESSEE COUNCIL OF JUVENILE AND FAMILY COURT JUDGES  
2008 CROCKETT COUNTY JUVENILE COURT STATISTICAL DATA**

**Living Arrangement of Juveniles by Race and Sex for CY 2008**

	White Male	African American Male	Other Race Male	White Female	African American Female	Other Race Female	Unknown Race or Sex	Total	% of All Children Referred
With Both Biological Parents	15	0	1	6	0	0	6	28	29.17%
With Father and Stepmother	0	0	0	4	0	0	0	4	4.17%
With Mother and Stepfather	1	0	0	3	0	0	1	5	5.21%
With Mother	11	7	0	5	3	0	3	29	30.21%
With Father	4	1	0	4	0	0	0	9	9.38%
With Relatives	5	6	0	2	1	0	0	14	14.58%
With Adoptive Parents	0	0	0	1	0	0	0	1	1.04%
With Foster Family	0	0	0	0	0	0	0	0	0.00%
In a Group Home	0	0	0	0	0	0	0	0	0.00%
In a Residential Center	0	0	0	0	0	0	0	0	0.00%
In an Institution	0	0	0	0	0	0	0	0	0.00%
Independent	0	0	0	0	0	0	0	0	0.00%
Unknown	2	1	0	0	1	0	0	4	4.17%
Other	0	0	0	1	0	1	0	2	2.08%
<b>Totals</b>	<b>38</b>	<b>15</b>	<b>1</b>	<b>26</b>	<b>5</b>	<b>1</b>	<b>10</b>	<b>96</b>	

**Living Arrangement of Juveniles**





**TENNESSEE COUNCIL OF JUVENILE AND FAMILY COURT JUDGES  
2008 CROCKETT COUNTY JUVENILE COURT STATISTICAL DATA**

**Last Grade Completed by Children by Race and Sex for CY 2008**

	White Male	African American Male	Other Race Male	White Female	African American Female	Other Race Female	Unknown Race or Sex	Total	% of All Children Referred
Too Young for School	0	0	0	0	0	0	0	0	0.00%
Preschool	1	0	0	0	0	0	0	1	1.04%
Kindergarten	0	0	0	0	0	0	0	0	0.00%
1st Grade	0	0	0	0	0	0	0	0	0.00%
2nd Grade	0	0	0	0	0	0	0	0	0.00%
3rd Grade	1	0	0	2	0	0	0	3	3.13%
4th Grade	0	2	0	0	0	0	0	2	2.08%
5th Grade	0	0	0	1	0	0	0	1	1.04%
6th Grade	0	0	0	0	0	0	0	0	0.00%
7th Grade	0	2	0	2	1	0	0	5	5.21%
8th Grade	7	1	1	1	1	0	3	14	14.58%
9th Grade	7	1	0	2	1	1	1	13	13.54%
10th Grade	6	2	0	11	1	0	2	22	22.92%
11th Grade	11	3	0	4	1	0	2	21	21.88%
12th Grade	1	0	0	0	0	0	0	1	1.04%
Non-Graded Special Ed	0	0	0	0	0	0	0	0	0.00%
GED	3	0	0	0	0	0	0	3	3.13%
Graduated	0	0	0	0	0	0	0	0	0.00%
Never Attended School	0	0	0	0	0	0	0	0	0.00%
Unknown	1	3	0	2	0	0	2	8	8.33%
Other	0	1	0	1	0	0	0	2	2.08%
<b>Totals</b>	<b>38</b>	<b>15</b>	<b>1</b>	<b>26</b>	<b>5</b>	<b>1</b>	<b>10</b>	<b>96</b>	

**Children Enrolled in School**

	Children	% of All Children
Enrolled	83	86.46%
Not Enrolled	11	11.46%
Unknown	2	2.08%
	<b>96</b>	

**Children Enrolled in Special Education**

	Children	% of All Children
Enrolled	14	14.58%
Not Enrolled	71	73.96%
Unknown	11	11.46%
	<b>96</b>	

**TENNESSEE COUNCIL OF JUVENILE AND FAMILY COURT JUDGES  
2008 CROCKETT COUNTY JUVENILE COURT STATISTICAL DATA**

**Class of Referrals by Race and Sex for CY 2008**

	White Male	African American Male	Other Race Male	White Female	African American Female	Other Race Female	Unknown Race or Sex	Total	% of Total Referrals
Offenses Against Persons	12	15	0	5	3	0	0	35	20.23%
Offenses Against Property	14	5	0	7	1	0	2	29	16.76%
Illegal Conduct	37	8	1	17	0	0	6	69	39.88%
Status Offenses	9	1	0	14	1	1	7	33	19.08%
Dependency/Neglect	0	0	0	0	0	0	0	0	0.00%
Other Violation Proceedings	0	0	0	0	0	0	0	0	0.00%
Parentage	0	0	0	0	0	0	0	0	0.00%
Special Proceedings	0	0	0	0	0	0	0	0	0.00%
Other	1	2	0	2	0	0	2	7	4.05%
<b>Totals</b>	<b>73</b>	<b>31</b>	<b>1</b>	<b>45</b>	<b>5</b>	<b>1</b>	<b>17</b>	<b>173</b>	



**TENNESSEE COUNCIL OF JUVENILE AND FAMILY COURT JUDGES  
2008 CROCKETT COUNTY JUVENILE COURT STATISTICAL DATA**

**Referrals by Class and Type Of Offense by Race and Sex for CY 2008**

	White Male	African American Male	Other Race Male	White Female	African American Female	Other Race Female	Unknown Race or Sex	Total
<b><u>Offenses Against Persons</u></b>								
Assault	5	13	0	5	1	0	0	24
Aggravated Assault	5	0	0	0	2	0	0	7
Other Sexual Offenses	1	1	0	0	0	0	0	2
Aggravated Child Abuse / Neglect	1	0	0	0	0	0	0	1
Aggravated Sexual Battery	0	1	0	0	0	0	0	1
Criminal Homicide	0	0	0	0	0	0	0	0
1st Degree Murder	0	0	0	0	0	0	0	0
2nd Degree Murder	0	0	0	0	0	0	0	0
Aggravated Rape	0	0	0	0	0	0	0	0
Rape of a Child	0	0	0	0	0	0	0	0
Aggravated Vehicular Homicide	0	0	0	0	0	0	0	0
Esp. Aggravated Robbery	0	0	0	0	0	0	0	0
Esp. Aggravated Kidnapping	0	0	0	0	0	0	0	0
Aggravated Robbery	0	0	0	0	0	0	0	0
Aggravated Kidnapping	0	0	0	0	0	0	0	0
Rape	0	0	0	0	0	0	0	0
Voluntary Manslaughter	0	0	0	0	0	0	0	0
Vehicular Homicide	0	0	0	0	0	0	0	0
Sexual Abuse of a Child	0	0	0	0	0	0	0	0
Robbery	0	0	0	0	0	0	0	0
Criminally Negligent Homicide	0	0	0	0	0	0	0	0
Attempted Crime Against a Person	0	0	0	0	0	0	0	0
Reckless Endangerment	0	0	0	0	0	0	0	0
<b>Totals</b>	<b>12</b>	<b>15</b>	<b>0</b>	<b>5</b>	<b>3</b>	<b>0</b>	<b>0</b>	<b>35</b>
<b><u>Offenses Against Property</u></b>								
Vandalism	10	1	0	2	0	0	1	14
Theft of Property	3	3	0	5	1	0	0	12
Burglary	1	0	0	0	0	0	0	1
Unauthorized Use of a Vehicle	0	1	0	0	0	0	0	1
Cruelty to Animals	0	0	0	0	0	0	1	1
Aggravated Arson	0	0	0	0	0	0	0	0
Arson	0	0	0	0	0	0	0	0
Aggravated Burglary	0	0	0	0	0	0	0	0
Forgery	0	0	0	0	0	0	0	0
Worthless Checks	0	0	0	0	0	0	0	0
Illegal Poss/Use of Credit/Debit Cards	0	0	0	0	0	0	0	0
<b>Totals</b>	<b>14</b>	<b>5</b>	<b>0</b>	<b>7</b>	<b>1</b>	<b>0</b>	<b>2</b>	<b>29</b>

**TENNESSEE COUNCIL OF JUVENILE AND FAMILY COURT JUDGES  
2008 CROCKETT COUNTY JUVENILE COURT STATISTICAL DATA**

**Referrals by Class and Type Of Offense by Race and Sex for CY 2008**

	White Male	African American Male	Other Race Male	White Female	African American Female	Other Race Female	Unknown Race or Sex	Total
<b><u>Illegal Conduct</u></b>								
Traffic	7	1	1	8	0	0	4	21
Possession/Consumption of Alcohol	13	0	0	4	0	0	0	17
Violation of Probation	4	1	0	1	0	0	1	7
Disorderly Conduct	0	2	0	3	0	0	0	5
Aggravated Criminal Trespass	3	0	0	1	0	0	0	4
Violation of Wildlife Regulations	3	0	0	0	0	0	0	3
Carrying Weapons on School Property	2	0	0	0	0	0	0	2
Resist Stop/Frisk/Halt/Arrest/Search	1	1	0	0	0	0	0	2
Harassment	1	1	0	0	0	0	0	2
Filing a False Police Report	1	0	0	0	0	0	1	2
Other Drug Offenses	1	0	0	0	0	0	0	1
Possession of Controlled Substances	1	0	0	0	0	0	0	1
Evading Arrest	0	1	0	0	0	0	0	1
Violation of Aftercare	0	1	0	0	0	0	0	1
Sale of Controlled Substances	0	0	0	0	0	0	0	0
Criminal Attempt	0	0	0	0	0	0	0	0
Unlawful Carrying / Poss of a Weapon	0	0	0	0	0	0	0	0
Escape	0	0	0	0	0	0	0	0
Driving Under Influence (DUI)	0	0	0	0	0	0	0	0
Failure to Appear	0	0	0	0	0	0	0	0
Criminal Impersonation	0	0	0	0	0	0	0	0
Criminal Trespass	0	0	0	0	0	0	0	0
Public Intoxication	0	0	0	0	0	0	0	0
Gambling	0	0	0	0	0	0	0	0
Local Ordinances	0	0	0	0	0	0	0	0
Contempt of Court	0	0	0	0	0	0	0	0
<b>Totals</b>	<b>37</b>	<b>8</b>	<b>1</b>	<b>17</b>	<b>0</b>	<b>0</b>	<b>6</b>	<b>69</b>
<b><u>Status Offenses</u></b>								
Unruly Behavior	3	1	0	6	0	0	0	10
Possession of Tobacco Products	4	0	0	2	0	0	1	7
In-State Runaway	0	0	0	2	0	1	3	6
Truancy	2	0	0	0	1	0	1	4
Violation of a Valid Court Order	0	0	0	4	0	0	0	4
Out-of-State Runaway	0	0	0	0	0	0	2	2
Violation of Curfew	0	0	0	0	0	0	0	0
<b>Totals</b>	<b>9</b>	<b>1</b>	<b>0</b>	<b>14</b>	<b>1</b>	<b>1</b>	<b>7</b>	<b>33</b>
<b><u>Dependency/Neglect</u></b>								
Sexually Abused Child	0	0	0	0	0	0	0	0
Physically Abused Child	0	0	0	0	0	0	0	0
Dependency / Neglect	0	0	0	0	0	0	0	0
Termination of Parental Rights	0	0	0	0	0	0	0	0
<b>Totals</b>	<b>0</b>	<b>0</b>	<b>0</b>	<b>0</b>	<b>0</b>	<b>0</b>	<b>0</b>	<b>0</b>

**TENNESSEE COUNCIL OF JUVENILE AND FAMILY COURT JUDGES  
2008 CROCKETT COUNTY JUVENILE COURT STATISTICAL DATA**

**Referrals by Class and Type Of Offense by Race and Sex for CY 2008**

	White Male	African American Male	Other Race Male	White Female	African American Female	Other Race Female	Unknown Race or Sex	Total
<b><u>Other Violation Proceedings</u></b>								
Violation of Pretrial Diversion	0	0	0	0	0	0	0	0
Violation of Informal Adjustment	0	0	0	0	0	0	0	0
<b>Totals</b>	<b>0</b>	<b>0</b>	<b>0</b>	<b>0</b>	<b>0</b>	<b>0</b>	<b>0</b>	<b>0</b>
<b><u>Parentage</u></b>								
Custody	0	0	0	0	0	0	0	0
Visitation	0	0	0	0	0	0	0	0
Paternity / Legitimation	0	0	0	0	0	0	0	0
Child Support	0	0	0	0	0	0	0	0
<b>Totals</b>	<b>0</b>	<b>0</b>	<b>0</b>	<b>0</b>	<b>0</b>	<b>0</b>	<b>0</b>	<b>0</b>
<b><u>Special Proceedings</u></b>								
Judicial Review	0	0	0	0	0	0	0	0
Administrative Review	0	0	0	0	0	0	0	0
Foster Care Review	0	0	0	0	0	0	0	0
Request for Medical Treatment	0	0	0	0	0	0	0	0
Consent to Marry	0	0	0	0	0	0	0	0
<b>Totals</b>	<b>0</b>	<b>0</b>	<b>0</b>	<b>0</b>	<b>0</b>	<b>0</b>	<b>0</b>	<b>0</b>
<b><u>Other</u></b>								
Other	1	2	0	2	0	0	2	7
<b>Totals</b>	<b>1</b>	<b>2</b>	<b>0</b>	<b>2</b>	<b>0</b>	<b>0</b>	<b>2</b>	<b>7</b>
<b>All Referral Totals</b>	<b>73</b>	<b>31</b>	<b>1</b>	<b>45</b>	<b>5</b>	<b>1</b>	<b>17</b>	<b>173</b>

**TENNESSEE COUNCIL OF JUVENILE AND FAMILY COURT JUDGES  
2008 CROCKETT COUNTY JUVENILE COURT STATISTICAL DATA**

**Referral Reasons by Type of Offense, Race and Sex for CY 2008**

	White Male	African American Male	Other Race Male	White Female	African American Female	Other Race Female	Unknown Race or Sex	Total
<b>Delinquent</b>								
Assault	5	13	0	5	1	0	0	24
Traffic	7	1	1	8	0	0	4	21
Possession/Consumption of Alcohol	13	0	0	4	0	0	0	17
Vandalism	10	1	0	2	0	0	1	14
Theft of Property	3	3	0	5	1	0	0	12
Aggravated Assault	5	0	0	0	2	0	0	7
Violation of Probation	4	1	0	1	0	0	1	7
Disorderly Conduct	0	2	0	3	0	0	0	5
Aggravated Criminal Trespass	3	0	0	1	0	0	0	4
Violation of Wildlife Regulations	3	0	0	0	0	0	0	3
Other Sexual Offenses	1	1	0	0	0	0	0	2
Carrying Weapons on School Property	2	0	0	0	0	0	0	2
Resist Stop/Frisk/Halt/Arrest/Search	1	1	0	0	0	0	0	2
Harassment	1	1	0	0	0	0	0	2
Filing a False Police Report	1	0	0	0	0	0	1	2
Aggravated Child Abuse / Neglect	1	0	0	0	0	0	0	1
Aggravated Sexual Battery	0	1	0	0	0	0	0	1
Burglary	1	0	0	0	0	0	0	1
Unauthorized Use of a Vehicle	0	1	0	0	0	0	0	1
Cruelty to Animals	0	0	0	0	0	0	1	1
Other Drug Offenses	1	0	0	0	0	0	0	1
Possession of Controlled Substances	1	0	0	0	0	0	0	1
Evading Arrest	0	1	0	0	0	0	0	1
Violation of Aftercare	0	1	0	0	0	0	0	1
Criminal Homicide	0	0	0	0	0	0	0	0
1st Degree Murder	0	0	0	0	0	0	0	0
2nd Degree Murder	0	0	0	0	0	0	0	0
Aggravated Rape	0	0	0	0	0	0	0	0
Rape of a Child	0	0	0	0	0	0	0	0
Aggravated Vehicular Homicide	0	0	0	0	0	0	0	0
Esp. Aggravated Robbery	0	0	0	0	0	0	0	0
Esp. Aggravated Kidnapping	0	0	0	0	0	0	0	0
Aggravated Robbery	0	0	0	0	0	0	0	0
Aggravated Kidnapping	0	0	0	0	0	0	0	0
Rape	0	0	0	0	0	0	0	0
Voluntary Manslaughter	0	0	0	0	0	0	0	0
Vehicular Homicide	0	0	0	0	0	0	0	0
Sexual Abuse of a Child	0	0	0	0	0	0	0	0
Robbery	0	0	0	0	0	0	0	0
Criminally Negligent Homicide	0	0	0	0	0	0	0	0
Attempted Crime Against a Person	0	0	0	0	0	0	0	0
Reckless Endangerment	0	0	0	0	0	0	0	0
Aggravated Arson	0	0	0	0	0	0	0	0
Arson	0	0	0	0	0	0	0	0
Aggravated Burglary	0	0	0	0	0	0	0	0
Forgery	0	0	0	0	0	0	0	0
Worthless Checks	0	0	0	0	0	0	0	0
Illegal Poss/Use of Credit/Debit Cards	0	0	0	0	0	0	0	0
Sale of Controlled Substances	0	0	0	0	0	0	0	0
Criminal Attempt	0	0	0	0	0	0	0	0
Unlawful Carrying / Poss of a Weapon	0	0	0	0	0	0	0	0
Escape	0	0	0	0	0	0	0	0

**TENNESSEE COUNCIL OF JUVENILE AND FAMILY COURT JUDGES  
2008 CROCKETT COUNTY JUVENILE COURT STATISTICAL DATA**

**Referral Reasons by Type of Offense, Race and Sex for CY 2008**

	White Male	African American Male	Other Race Male	White Female	African American Female	Other Race Female	Unknown Race or Sex	Total
<b><u>Delinquent</u></b>								
Driving Under Influence (DUI)	0	0	0	0	0	0	0	0
Failure to Appear	0	0	0	0	0	0	0	0
Criminal Impersonation	0	0	0	0	0	0	0	0
Criminal Trespass	0	0	0	0	0	0	0	0
Public Intoxication	0	0	0	0	0	0	0	0
Gambling	0	0	0	0	0	0	0	0
Local Ordinances	0	0	0	0	0	0	0	0
Contempt of Court	0	0	0	0	0	0	0	0
<b>Totals</b>	63	28	1	29	4	0	8	133
<b><u>Status</u></b>								
Unruly Behavior	3	1	0	6	0	0	0	10
Possession of Tobacco Products	4	0	0	2	0	0	1	7
In-State Runaway	0	0	0	2	0	1	3	6
Truancy	2	0	0	0	1	0	1	4
Violation of a Valid Court Order	0	0	0	4	0	0	0	4
Out-of-State Runaway	0	0	0	0	0	0	2	2
Violation of Curfew	0	0	0	0	0	0	0	0
<b>Totals</b>	9	1	0	14	1	1	7	33
<b><u>Dependency and Neglect</u></b>								
Sexually Abused Child	0	0	0	0	0	0	0	0
Physically Abused Child	0	0	0	0	0	0	0	0
Dependency / Neglect	0	0	0	0	0	0	0	0
Termination of Parental Rights	0	0	0	0	0	0	0	0
<b>Totals</b>	0	0	0	0	0	0	0	0
<b><u>Other Violations</u></b>								
Violation of Pretrial Diversion	0	0	0	0	0	0	0	0
Violation of Informal Adjustment	0	0	0	0	0	0	0	0
<b>Totals</b>	0	0	0	0	0	0	0	0
<b><u>Special Proceedings</u></b>								
Judicial Review	0	0	0	0	0	0	0	0
Administrative Review	0	0	0	0	0	0	0	0
Foster Care Review	0	0	0	0	0	0	0	0
Custody	0	0	0	0	0	0	0	0
Visitation	0	0	0	0	0	0	0	0
Paternity / Legitimation	0	0	0	0	0	0	0	0
Child Support	0	0	0	0	0	0	0	0
Request for Medical Treatment	0	0	0	0	0	0	0	0
Consent to Marry	0	0	0	0	0	0	0	0
<b>Totals</b>	0	0	0	0	0	0	0	0
<b><u>Other</u></b>								
Other	1	2	0	2	0	0	2	7
<b>Totals</b>	1	2	0	2	0	0	2	7
<b>All Referral Totals</b>	73	31	1	45	5	1	17	173

**TENNESSEE COUNCIL OF JUVENILE AND FAMILY COURT JUDGES  
2008 CROCKETT COUNTY JUVENILE COURT STATISTICAL DATA**

**Top 4 Referral Reasons by Race and Sex for CY 2008**

<b>Sex</b>	<b>Race</b>	<b>Referral Reason</b>	<b>Total</b>
<b>Male</b>			
	White	1. Possession/Consumption of Alcohol	<b>13</b>
		2. Vandalism	<b>10</b>
		3. Traffic	<b>7</b>
		4. Aggravated Assault	<b>5</b>
	African American	1. Assault	<b>13</b>
		2. Theft of Property	<b>3</b>
		3. Disorderly Conduct	<b>2</b>
		4. Other	<b>2</b>
	Other Race	1. Traffic	<b>1</b>
<b>Female</b>			
	White	1. Traffic	<b>8</b>
		2. Unruly Behavior	<b>6</b>
		3. Assault	<b>5</b>
		4. Theft of Property	<b>5</b>
	African American	1. Aggravated Assault	<b>2</b>
		2. Theft of Property	<b>1</b>
		3. Assault	<b>1</b>
		4. Truancy	<b>1</b>
	Other Race	1. In-State Runaway	<b>1</b>
<b>Unknown</b>			
	Unknown	1. Traffic	<b>4</b>
		2. In-State Runaway	<b>3</b>
		3. Other	<b>2</b>
		4. Out-of-State Runaway	<b>2</b>



**TENNESSEE COUNCIL OF JUVENILE AND FAMILY COURT JUDGES  
2008 CROCKETT COUNTY JUVENILE COURT STATISTICAL DATA**

**Top 4 Referral Reasons by Race and Sex and by Type of Offense for CY 2008**

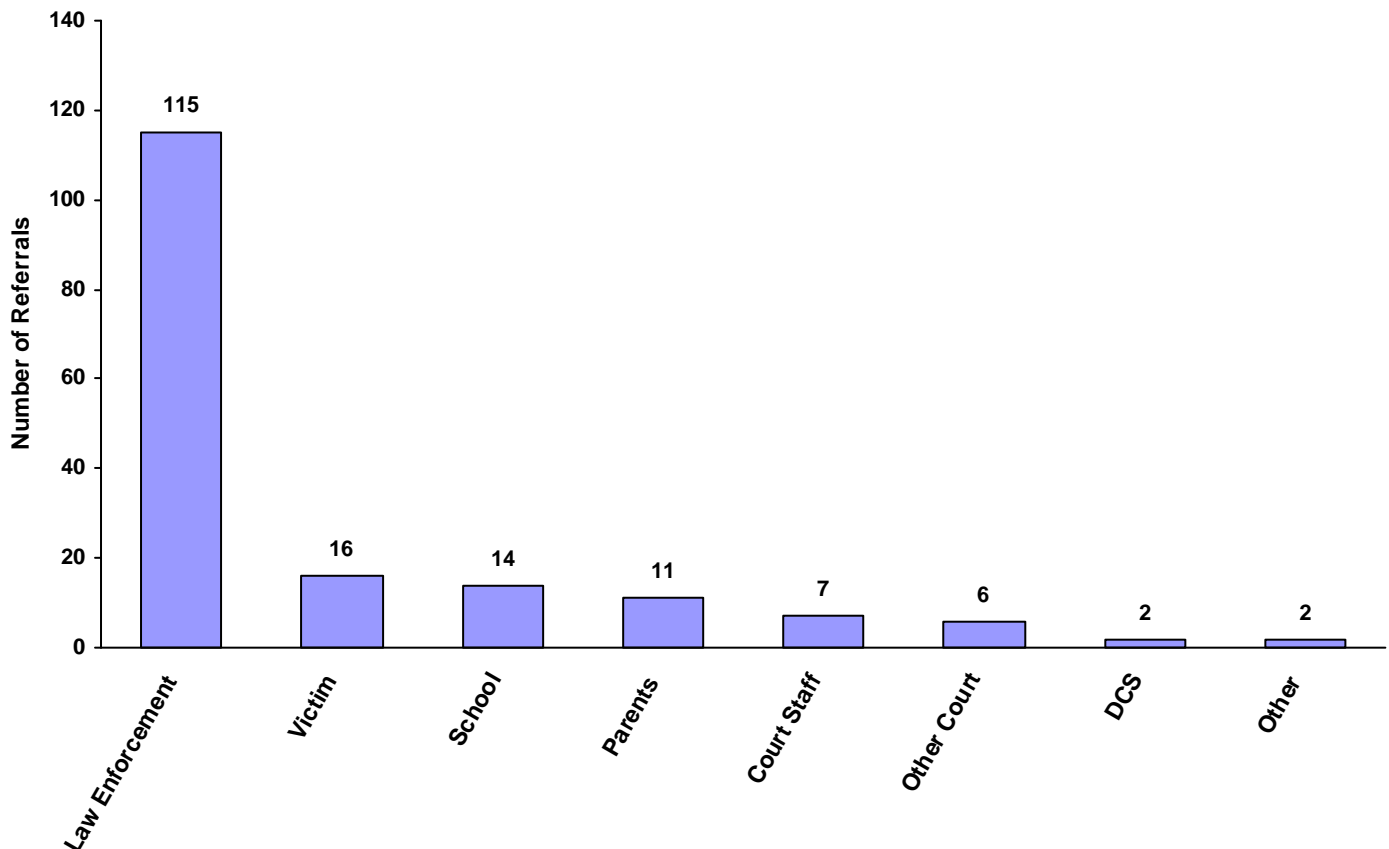
<b>Sex</b>	<b>Race</b>	<b>Referral Type</b>	<b>Referral Reason</b>	<b>Total</b>
Male	White	Delinquent	1. Possession/Consumption of Alcohol	13
			2. Vandalism	10
			3. Traffic	7
			4. Aggravated Assault	5
		Status	1. Possession of Tobacco Products	4
			2. Unruly Behavior	3
			3. Truancy	2
		Other	1. Other	1
			<hr/>	
		Male	African American	Delinquent
2. Theft of Property	3			
3. Disorderly Conduct	2			
4. Vandalism	1			
Status	1. Unruly Behavior			1
	Other			2
<hr/>				
Male	Other Race			Delinquent
<hr/>				
Female	White	Delinquent	1. Traffic	8
			2. Assault	5
			3. Theft of Property	5
			4. Possession/Consumption of Alcohol	4
		Status	1. Unruly Behavior	6
			2. Violation of a Valid Court Order	4
			3. Possession of Tobacco Products	2
			4. In-State Runaway	2
		Other	1. Other	2
			<hr/>	
Female	African American	Delinquent	1. Aggravated Assault	2
			2. Assault	1
			3. Theft of Property	1
		Status	1. Truancy	1
<hr/>				
Female	Other Race	Status	1. In-State Runaway	1
<hr/>				
Unknown	Unknown	Delinquent	1. Traffic	4
			2. Violation of Probation	1
			3. Vandalism	1
			4. Cruelty to Animals	1
		Status	1. In-State Runaway	3
			2. Out-of-State Runaway	2
			3. Possession of Tobacco Products	1
			4. Truancy	1
		Other	1. Other	2

**TENNESSEE COUNCIL OF JUVENILE AND FAMILY COURT JUDGES  
2008 CROCKETT COUNTY JUVENILE COURT STATISTICAL DATA**

**Source of Referrals by Race and Sex for CY 2008**

	White Male	African American Male	Other Race Male	White Female	African American Female	Other Race Female	Unknown Race or Sex	Total	% of Total Referrals
Law Enforcement	55	12	1	34	2	0	11	115	66.47%
Parents	2	2	0	3	0	1	3	11	6.36%
Relatives	0	0	0	0	0	0	0	0	0.00%
Self	0	0	0	0	0	0	0	0	0.00%
School	5	3	0	3	1	0	2	14	8.09%
CSA	0	0	0	0	0	0	0	0	0.00%
DCS	0	2	0	0	0	0	0	2	1.16%
Other State Department	0	0	0	0	0	0	0	0	0.00%
District Attorney's Office	0	0	0	0	0	0	0	0	0.00%
Court Staff	3	0	0	3	0	0	1	7	4.05%
Social Agency	0	0	0	0	0	0	0	0	0.00%
Other Court	1	5	0	0	0	0	0	6	3.47%
Victim	7	6	0	1	2	0	0	16	9.25%
Child & Parent	0	0	0	0	0	0	0	0	0.00%
Hospital	0	0	0	0	0	0	0	0	0.00%
Unknown	0	0	0	0	0	0	0	0	0.00%
Other	0	1	0	1	0	0	0	2	1.16%
<b>Totals</b>	<b>73</b>	<b>31</b>	<b>1</b>	<b>45</b>	<b>5</b>	<b>1</b>	<b>17</b>	<b>173</b>	

**Total Source of Referrals**



**TENNESSEE COUNCIL OF JUVENILE AND FAMILY COURT JUDGES  
2008 CROCKETT COUNTY JUVENILE COURT STATISTICAL DATA**

**Six Most Frequent Referral Reasons by Source, Race and Sex for CY 2008**

	White Male	African American Male	Other Race Male	White Female	African American Female	Other Race Female	Unknown Race or Sex	Total
<b><u>Law Enforcement</u></b>								
1. Traffic	7	0	1	8	0	0	4	20
2. Possession / Consumption of Alcohol	12	0	0	4	0	0	0	16
3. Vandalism	8	1	0	2	0	0	1	12
4. Assault	3	5	0	3	0	0	0	11
5. Theft of Property	3	1	0	4	1	0	0	9
6. Other	1	2	0	2	0	0	2	7
<b><u>Parents</u></b>								
1. Unruly Behavior	2	1	0	1	0	0	0	4
2. In-State Runaway	0	0	0	1	0	1	1	3
3. Out-of-State Runaway	0	0	0	0	0	0	2	2
4. Theft of Property	0	0	0	1	0	0	0	1
5. Unauthorized Use of a Vehicle	0	1	0	0	0	0	0	1
6. NO REFERRAL SUBMITTED	0	0	0	0	0	0	0	0
<b><u>Relatives</u></b>								
1. NO REFERRAL SUBMITTED	0	0	0	0	0	0	0	0
<b><u>Self</u></b>								
1. NO REFERRAL SUBMITTED	0	0	0	0	0	0	0	0
<b><u>School</u></b>								
1. Possession of Tobacco Products	3	0	0	2	0	0	1	6
2. Truancy	2	0	0	0	1	0	1	4
3. Assault	0	2	0	0	0	0	0	2
4. Traffic	0	1	0	0	0	0	0	1
5. Violation of a Valid Court Order	0	0	0	1	0	0	0	1
6. NO REFERRAL SUBMITTED	0	0	0	0	0	0	0	0
<b><u>Community Service Agencies</u></b>								
1. NO REFERRAL SUBMITTED	0	0	0	0	0	0	0	0
<b><u>Department of Children's Services</u></b>								
1. Violation of Aftercare	0	1	0	0	0	0	0	1
2. Violation of Probation	0	1	0	0	0	0	0	1
3. NO REFERRAL SUBMITTED	0	0	0	0	0	0	0	0
<b><u>Other State Department</u></b>								
1. NO REFERRAL SUBMITTED	0	0	0	0	0	0	0	0
<b><u>District Attorney's Office</u></b>								
1. NO REFERRAL SUBMITTED	0	0	0	0	0	0	0	0
<b><u>Court Staff</u></b>								
1. Violation of Probation	3	0	0	1	0	0	1	5
2. Violation of a Valid Court Order	0	0	0	2	0	0	0	2
3. NO REFERRAL SUBMITTED	0	0	0	0	0	0	0	0

**TENNESSEE COUNCIL OF JUVENILE AND FAMILY COURT JUDGES  
2008 CROCKETT COUNTY JUVENILE COURT STATISTICAL DATA**

**Six Most Frequent Referral Reasons by Source, Race and Sex for CY 2008**

	White Male	African American Male	Other Race Male	White Female	African American Female	Other Race Female	Unknown Race or Sex	Total
<b><u>Social Agency</u></b>								
1. NO REFERRAL SUBMITTED	0	0	0	0	0	0	0	0
<b><u>Other Court</u></b>								
1. Theft of Property	0	2	0	0	0	0	0	2
2. Disorderly Conduct	0	1	0	0	0	0	0	1
3. Evading Arrest	0	1	0	0	0	0	0	1
4. Possession / Consumption of Alcohol	1	0	0	0	0	0	0	1
5. Resisting Stop, Frisk, Halt, Arrest or Se	0	1	0	0	0	0	0	1
6. NO REFERRAL SUBMITTED	0	0	0	0	0	0	0	0
<b><u>Victim</u></b>								
1. Assault	2	5	0	1	1	0	0	9
2. Aggravated Assault	2	0	0	0	1	0	0	3
3. Vandalism	2	0	0	0	0	0	0	2
4. Harassment	1	0	0	0	0	0	0	1
5. Other Sexual Offenses	0	1	0	0	0	0	0	1
6. NO REFERRAL SUBMITTED	0	0	0	0	0	0	0	0
<b><u>Child &amp; Parent</u></b>								
1. NO REFERRAL SUBMITTED	0	0	0	0	0	0	0	0
<b><u>Hospital</u></b>								
1. NO REFERRAL SUBMITTED	0	0	0	0	0	0	0	0
<b><u>Unknown</u></b>								
1. NO REFERRAL SUBMITTED	0	0	0	0	0	0	0	0
<b><u>Other</u></b>								
1. Assault	0	1	0	1	0	0	0	2
2. NO REFERRAL SUBMITTED	0	0	0	0	0	0	0	0

**TENNESSEE COUNCIL OF JUVENILE AND FAMILY COURT JUDGES  
2008 CROCKETT COUNTY JUVENILE COURT STATISTICAL DATA**

**Source of Referrals by Type of Offense, Race and Sex for CY 2008**

	White Male	African American Male	Other Race Male	White Female	African American Female	Other Race Female	Unknown Race or Sex	Total
<b><u>Delinquent</u></b>								
Law Enforcement	52	10	1	25	2	0	7	97
Victim	7	6	0	1	2	0	0	16
Other Court	1	5	0	0	0	0	0	6
Court Staff	3	0	0	1	0	0	1	5
School	0	3	0	0	0	0	0	3
DCS	0	2	0	0	0	0	0	2
Other	0	1	0	1	0	0	0	2
Parents	0	1	0	1	0	0	0	2
Child & Parent	0	0	0	0	0	0	0	0
CSA	0	0	0	0	0	0	0	0
District Attorney's Office	0	0	0	0	0	0	0	0
Hospital	0	0	0	0	0	0	0	0
Other State Department	0	0	0	0	0	0	0	0
Relatives	0	0	0	0	0	0	0	0
Self	0	0	0	0	0	0	0	0
Social Agency	0	0	0	0	0	0	0	0
Unknown	0	0	0	0	0	0	0	0
<b>Totals</b>	<b>63</b>	<b>28</b>	<b>1</b>	<b>29</b>	<b>4</b>	<b>0</b>	<b>8</b>	<b>133</b>

<b><u>Status/Unruly</u></b>								
Law Enforcement	2	0	0	7	0	0	2	11
School	5	0	0	3	1	0	2	11
Parents	2	1	0	2	0	1	3	9
Court Staff	0	0	0	2	0	0	0	2
Child & Parent	0	0	0	0	0	0	0	0
CSA	0	0	0	0	0	0	0	0
DCS	0	0	0	0	0	0	0	0
District Attorney's Office	0	0	0	0	0	0	0	0
Hospital	0	0	0	0	0	0	0	0
Other	0	0	0	0	0	0	0	0
Other Court	0	0	0	0	0	0	0	0
Other State Department	0	0	0	0	0	0	0	0
Relatives	0	0	0	0	0	0	0	0
Self	0	0	0	0	0	0	0	0
Social Agency	0	0	0	0	0	0	0	0
Unknown	0	0	0	0	0	0	0	0
Victim	0	0	0	0	0	0	0	0
<b>Totals</b>	<b>9</b>	<b>1</b>	<b>0</b>	<b>14</b>	<b>1</b>	<b>1</b>	<b>7</b>	<b>33</b>

**TENNESSEE COUNCIL OF JUVENILE AND FAMILY COURT JUDGES  
2008 CROCKETT COUNTY JUVENILE COURT STATISTICAL DATA**

**Source of Referrals by Type of Offense, Race and Sex for CY 2008**

	White Male	African American Male	Other Race Male	White Female	African American Female	Other Race Female	Unknown Race or Sex	Total
<b><u>Dependency and Neglect</u></b>								
Child & Parent	0	0	0	0	0	0	0	0
Court Staff	0	0	0	0	0	0	0	0
CSA	0	0	0	0	0	0	0	0
DCS	0	0	0	0	0	0	0	0
District Attorney's Office	0	0	0	0	0	0	0	0
Hospital	0	0	0	0	0	0	0	0
Law Enforcement	0	0	0	0	0	0	0	0
Other	0	0	0	0	0	0	0	0
Other Court	0	0	0	0	0	0	0	0
Other State Department	0	0	0	0	0	0	0	0
Parents	0	0	0	0	0	0	0	0
Relatives	0	0	0	0	0	0	0	0
School	0	0	0	0	0	0	0	0
Self	0	0	0	0	0	0	0	0
Social Agency	0	0	0	0	0	0	0	0
Unknown	0	0	0	0	0	0	0	0
Victim	0	0	0	0	0	0	0	0
<b>Totals</b>	<b>0</b>	<b>0</b>	<b>0</b>	<b>0</b>	<b>0</b>	<b>0</b>	<b>0</b>	<b>0</b>

<b><u>Other Violations</u></b>								
Child & Parent	0	0	0	0	0	0	0	0
Court Staff	0	0	0	0	0	0	0	0
CSA	0	0	0	0	0	0	0	0
DCS	0	0	0	0	0	0	0	0
District Attorney's Office	0	0	0	0	0	0	0	0
Hospital	0	0	0	0	0	0	0	0
Law Enforcement	0	0	0	0	0	0	0	0
Other	0	0	0	0	0	0	0	0
Other Court	0	0	0	0	0	0	0	0
Other State Department	0	0	0	0	0	0	0	0
Parents	0	0	0	0	0	0	0	0
Relatives	0	0	0	0	0	0	0	0
School	0	0	0	0	0	0	0	0
Self	0	0	0	0	0	0	0	0
Social Agency	0	0	0	0	0	0	0	0
Unknown	0	0	0	0	0	0	0	0
Victim	0	0	0	0	0	0	0	0
<b>Totals</b>	<b>0</b>	<b>0</b>	<b>0</b>	<b>0</b>	<b>0</b>	<b>0</b>	<b>0</b>	<b>0</b>

**TENNESSEE COUNCIL OF JUVENILE AND FAMILY COURT JUDGES  
2008 CROCKETT COUNTY JUVENILE COURT STATISTICAL DATA**

**Source of Referrals by Type of Offense, Race and Sex for CY 2008**

	White Male	African American Male	Other Race Male	White Female	African American Female	Other Race Female	Unknown Race or Sex	Total
<b><u>Special Proceedings</u></b>								
Child & Parent	0	0	0	0	0	0	0	0
Court Staff	0	0	0	0	0	0	0	0
CSA	0	0	0	0	0	0	0	0
DCS	0	0	0	0	0	0	0	0
District Attorney's Office	0	0	0	0	0	0	0	0
Hospital	0	0	0	0	0	0	0	0
Law Enforcement	0	0	0	0	0	0	0	0
Other	0	0	0	0	0	0	0	0
Other Court	0	0	0	0	0	0	0	0
Other State Department	0	0	0	0	0	0	0	0
Parents	0	0	0	0	0	0	0	0
Relatives	0	0	0	0	0	0	0	0
School	0	0	0	0	0	0	0	0
Self	0	0	0	0	0	0	0	0
Social Agency	0	0	0	0	0	0	0	0
Unknown	0	0	0	0	0	0	0	0
Victim	0	0	0	0	0	0	0	0
<b>Totals</b>	<b>0</b>	<b>0</b>	<b>0</b>	<b>0</b>	<b>0</b>	<b>0</b>	<b>0</b>	<b>0</b>
<b><u>Other</u></b>								
Law Enforcement	1	2	0	2	0	0	2	7
Child & Parent	0	0	0	0	0	0	0	0
Court Staff	0	0	0	0	0	0	0	0
CSA	0	0	0	0	0	0	0	0
DCS	0	0	0	0	0	0	0	0
District Attorney's Office	0	0	0	0	0	0	0	0
Hospital	0	0	0	0	0	0	0	0
Other	0	0	0	0	0	0	0	0
Other Court	0	0	0	0	0	0	0	0
Other State Department	0	0	0	0	0	0	0	0
Parents	0	0	0	0	0	0	0	0
Relatives	0	0	0	0	0	0	0	0
School	0	0	0	0	0	0	0	0
Self	0	0	0	0	0	0	0	0
Social Agency	0	0	0	0	0	0	0	0
Unknown	0	0	0	0	0	0	0	0
Victim	0	0	0	0	0	0	0	0
<b>Totals</b>	<b>1</b>	<b>2</b>	<b>0</b>	<b>2</b>	<b>0</b>	<b>0</b>	<b>2</b>	<b>7</b>
<b>All Referral Source Totals</b>	<b>73</b>	<b>31</b>	<b>1</b>	<b>45</b>	<b>5</b>	<b>1</b>	<b>17</b>	<b>173</b>

**TENNESSEE COUNCIL OF JUVENILE AND FAMILY COURT JUDGES  
2008 CROCKETT COUNTY JUVENILE COURT STATISTICAL DATA**

**Children Referred for Unlawful Carrying/Possession of a Weapon for CY 2008  
Total Children = 96**

	White Male	African American Male	Other Race Male	White Female	African American Female	Other Race Female	Unknown Race or Sex	Total	% of All Children Referred
Age Under 1	0	0	0	0	0	0	0	0	0.00%
Age 1	0	0	0	0	0	0	0	0	0.00%
Age 2	0	0	0	0	0	0	0	0	0.00%
Age 3	0	0	0	0	0	0	0	0	0.00%
Age 4	0	0	0	0	0	0	0	0	0.00%
Age 5	0	0	0	0	0	0	0	0	0.00%
Age 6	0	0	0	0	0	0	0	0	0.00%
Age 7	0	0	0	0	0	0	0	0	0.00%
Age 8	0	0	0	0	0	0	0	0	0.00%
Age 9	0	0	0	0	0	0	0	0	0.00%
Age 10	0	0	0	0	0	0	0	0	0.00%
Age 11	0	0	0	0	0	0	0	0	0.00%
Age 12	0	0	0	0	0	0	0	0	0.00%
Age 13	0	0	0	0	0	0	0	0	0.00%
Age 14	0	0	0	0	0	0	0	0	0.00%
Age 15	0	0	0	0	0	0	0	0	0.00%
Age 16	0	0	0	0	0	0	0	0	0.00%
Age 17	0	0	0	0	0	0	0	0	0.00%
Age 18	0	0	0	0	0	0	0	0	0.00%
Age 19 and Over	0	0	0	0	0	0	0	0	0.00%
<b>Totals</b>	<b>0</b>	<b>0</b>	<b>0</b>	<b>0</b>	<b>0</b>	<b>0</b>	<b>0</b>	<b>0</b>	

**Total Children Referred for Unlawfully Carrying/Possessing Weapons**



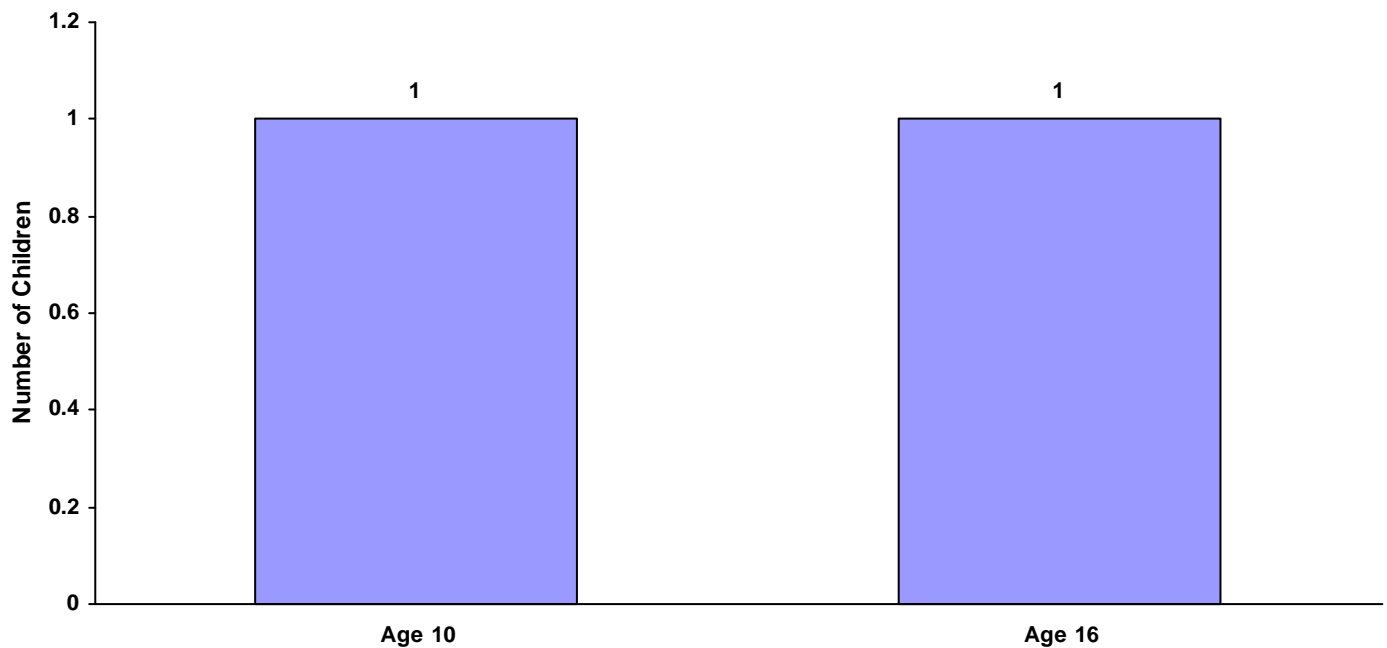
**TENNESSEE COUNCIL OF JUVENILE AND FAMILY COURT JUDGES  
2008 CROCKETT COUNTY JUVENILE COURT STATISTICAL DATA**

**Children Referred for Carrying Weapons on School Property for CY 2008**

**Total Children = 96**

	White Male	African American Male	Other Race Male	White Female	African American Female	Other Race Female	Unknown Race or Sex	Total	% of Children Referred
Age Under 1	0	0	0	0	0	0	0	0	0.00%
Age 1	0	0	0	0	0	0	0	0	0.00%
Age 2	0	0	0	0	0	0	0	0	0.00%
Age 3	0	0	0	0	0	0	0	0	0.00%
Age 4	0	0	0	0	0	0	0	0	0.00%
Age 5	0	0	0	0	0	0	0	0	0.00%
Age 6	0	0	0	0	0	0	0	0	0.00%
Age 7	0	0	0	0	0	0	0	0	0.00%
Age 8	0	0	0	0	0	0	0	0	0.00%
Age 9	0	0	0	0	0	0	0	0	0.00%
Age 10	1	0	0	0	0	0	0	1	1.04%
Age 11	0	0	0	0	0	0	0	0	0.00%
Age 12	0	0	0	0	0	0	0	0	0.00%
Age 13	0	0	0	0	0	0	0	0	0.00%
Age 14	0	0	0	0	0	0	0	0	0.00%
Age 15	0	0	0	0	0	0	0	0	0.00%
Age 16	1	0	0	0	0	0	0	1	1.04%
Age 17	0	0	0	0	0	0	0	0	0.00%
Age 18	0	0	0	0	0	0	0	0	0.00%
Age 19 and Over	0	0	0	0	0	0	0	0	0.00%
<b>Totals</b>	<b>2</b>	<b>0</b>	<b>0</b>	<b>0</b>	<b>0</b>	<b>0</b>	<b>0</b>	<b>2</b>	

**Total Children Referred for Carrying Weapons on School Property**

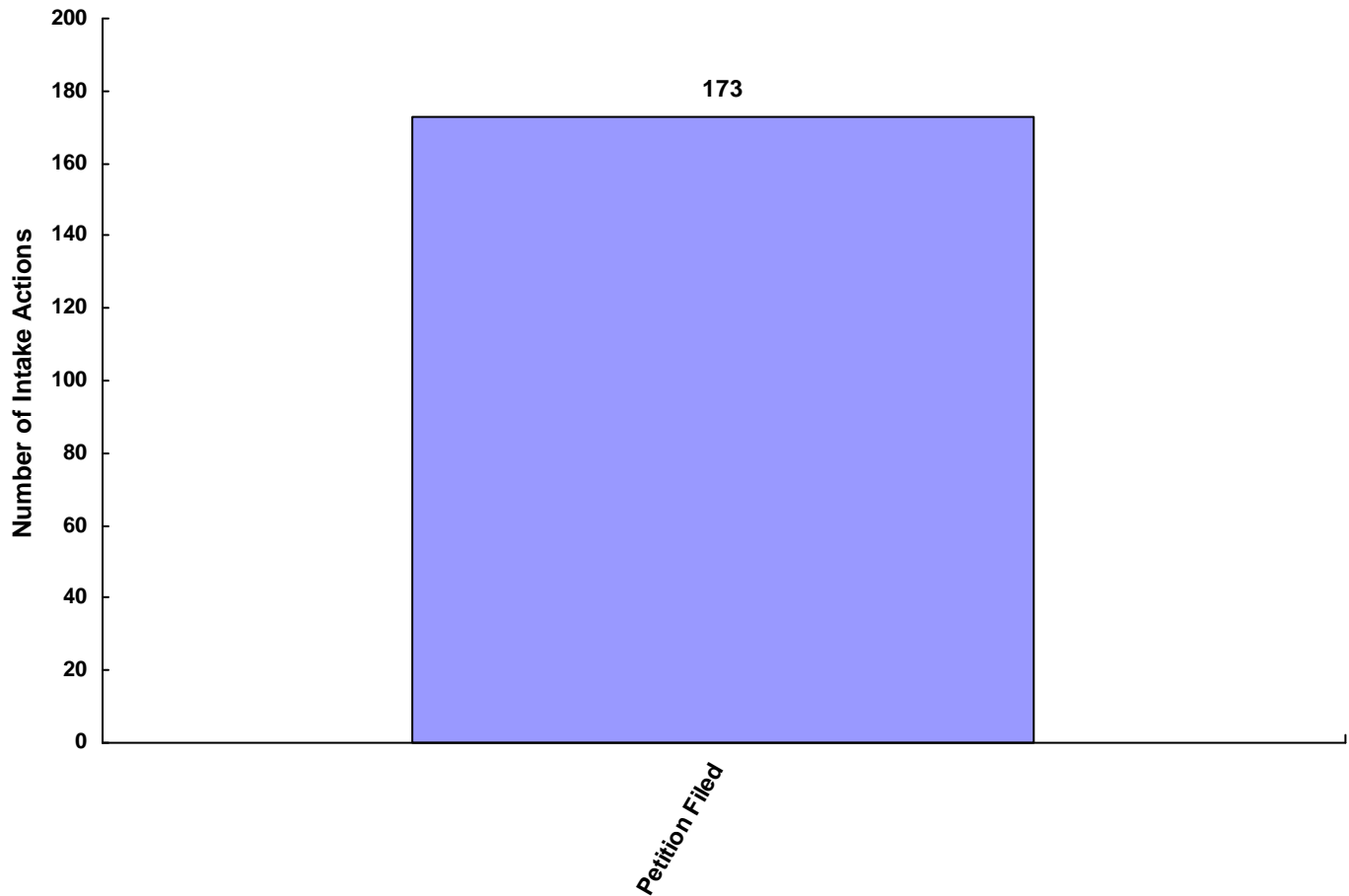


**TENNESSEE COUNCIL OF JUVENILE AND FAMILY COURT JUDGES  
2008 CROCKETT COUNTY JUVENILE COURT STATISTICAL DATA**

**Intake Actions at Referral by Race and Sex for CY 2008**

	White Male	African American Male	Other Race Male	White Female	African American Female	Other Race Female	Unknown Race or Sex	Total	% of Total Referrals
Petition Filed	73	31	1	45	5	1	17	173	100.00%
Motion Filed	0	0	0	0	0	0	0	0	0.00%
Citation Processed	0	0	0	0	0	0	0	0	0.00%
Paternity Processed Notice	0	0	0	0	0	0	0	0	0.00%
Schedule Judicial Review	0	0	0	0	0	0	0	0	0.00%
Schedule Admin Review	0	0	0	0	0	0	0	0	0.00%
Schedule Foster Care Review	0	0	0	0	0	0	0	0	0.00%
Unknown	0	0	0	0	0	0	0	0	0.00%
Does Not Apply	0	0	0	0	0	0	0	0	0.00%
Other	0	0	0	0	0	0	0	0	0.00%
<b>Totals</b>	<b>73</b>	<b>31</b>	<b>1</b>	<b>45</b>	<b>5</b>	<b>1</b>	<b>17</b>	<b>173</b>	

**Total Intake Actions at Referral**



**TENNESSEE COUNCIL OF JUVENILE AND FAMILY COURT JUDGES  
2008 CROCKETT COUNTY JUVENILE COURT STATISTICAL DATA**

**Intake Actions of Referrals by Class of Offense, Race and Sex for CY 2008**

	White Male	African American Male	Other Race Male	White Female	African American Female	Other Race Female	Unknown Race or Sex	Total
<b><u>Offenses Against Persons</u></b>								
Petition Filed	12	15	0	5	3	0	0	35
Motion Filed	0	0	0	0	0	0	0	0
Citation Processed	0	0	0	0	0	0	0	0
Notification of Paternity Processed	0	0	0	0	0	0	0	0
Scheduling of Judicial Review	0	0	0	0	0	0	0	0
Scheduling of Administrative Review	0	0	0	0	0	0	0	0
Scheduling of Foster Care Review	0	0	0	0	0	0	0	0
Unknown	0	0	0	0	0	0	0	0
Does Not Apply	0	0	0	0	0	0	0	0
Other	0	0	0	0	0	0	0	0
<b>Totals</b>	<b>12</b>	<b>15</b>	<b>0</b>	<b>5</b>	<b>3</b>	<b>0</b>	<b>0</b>	<b>35</b>

<b><u>Offenses Against Property</u></b>								
Petition Filed	14	5	0	7	1	0	2	29
Motion Filed	0	0	0	0	0	0	0	0
Citation Processed	0	0	0	0	0	0	0	0
Notification of Paternity Processed	0	0	0	0	0	0	0	0
Scheduling of Judicial Review	0	0	0	0	0	0	0	0
Scheduling of Administrative Review	0	0	0	0	0	0	0	0
Scheduling of Foster Care Review	0	0	0	0	0	0	0	0
Unknown	0	0	0	0	0	0	0	0
Does Not Apply	0	0	0	0	0	0	0	0
Other	0	0	0	0	0	0	0	0
<b>Totals</b>	<b>14</b>	<b>5</b>	<b>0</b>	<b>7</b>	<b>1</b>	<b>0</b>	<b>2</b>	<b>29</b>

<b><u>Illegal Conduct</u></b>								
Petition Filed	37	8	1	17	0	0	6	69
Motion Filed	0	0	0	0	0	0	0	0
Citation Processed	0	0	0	0	0	0	0	0
Notification of Paternity Processed	0	0	0	0	0	0	0	0
Scheduling of Judicial Review	0	0	0	0	0	0	0	0
Scheduling of Administrative Review	0	0	0	0	0	0	0	0
Scheduling of Foster Care Review	0	0	0	0	0	0	0	0
Unknown	0	0	0	0	0	0	0	0
Does Not Apply	0	0	0	0	0	0	0	0
Other	0	0	0	0	0	0	0	0
<b>Totals</b>	<b>37</b>	<b>8</b>	<b>1</b>	<b>17</b>	<b>0</b>	<b>0</b>	<b>6</b>	<b>69</b>

**TENNESSEE COUNCIL OF JUVENILE AND FAMILY COURT JUDGES  
2008 CROCKETT COUNTY JUVENILE COURT STATISTICAL DATA**

**Intake Actions of Referrals by Class of Offense, Race and Sex for CY 2008**

	White Male	African American Male	Other Race Male	White Female	African American Female	Other Race Female	Unknown Race or Sex	Total
<b><u>Status Offenses</u></b>								
Petition Filed	9	1	0	14	1	1	7	33
Motion Filed	0	0	0	0	0	0	0	0
Citation Processed	0	0	0	0	0	0	0	0
Notification of Paternity Processed	0	0	0	0	0	0	0	0
Scheduling of Judicial Review	0	0	0	0	0	0	0	0
Scheduling of Administrative Review	0	0	0	0	0	0	0	0
Scheduling of Foster Care Review	0	0	0	0	0	0	0	0
Unknown	0	0	0	0	0	0	0	0
Does Not Apply	0	0	0	0	0	0	0	0
Other	0	0	0	0	0	0	0	0
<b>Totals</b>	<b>9</b>	<b>1</b>	<b>0</b>	<b>14</b>	<b>1</b>	<b>1</b>	<b>7</b>	<b>33</b>

<b><u>Dependency/Neglect</u></b>								
Petition Filed	0	0	0	0	0	0	0	0
Motion Filed	0	0	0	0	0	0	0	0
Citation Processed	0	0	0	0	0	0	0	0
Notification of Paternity Processed	0	0	0	0	0	0	0	0
Scheduling of Judicial Review	0	0	0	0	0	0	0	0
Scheduling of Administrative Review	0	0	0	0	0	0	0	0
Scheduling of Foster Care Review	0	0	0	0	0	0	0	0
Unknown	0	0	0	0	0	0	0	0
Does Not Apply	0	0	0	0	0	0	0	0
Other	0	0	0	0	0	0	0	0
<b>Totals</b>	<b>0</b>	<b>0</b>	<b>0</b>	<b>0</b>	<b>0</b>	<b>0</b>	<b>0</b>	<b>0</b>

<b><u>Other Violation Proceedings</u></b>								
Petition Filed	0	0	0	0	0	0	0	0
Motion Filed	0	0	0	0	0	0	0	0
Citation Processed	0	0	0	0	0	0	0	0
Notification of Paternity Processed	0	0	0	0	0	0	0	0
Scheduling of Judicial Review	0	0	0	0	0	0	0	0
Scheduling of Administrative Review	0	0	0	0	0	0	0	0
Scheduling of Foster Care Review	0	0	0	0	0	0	0	0
Unknown	0	0	0	0	0	0	0	0
Does Not Apply	0	0	0	0	0	0	0	0
Other	0	0	0	0	0	0	0	0
<b>Totals</b>	<b>0</b>	<b>0</b>	<b>0</b>	<b>0</b>	<b>0</b>	<b>0</b>	<b>0</b>	<b>0</b>

**TENNESSEE COUNCIL OF JUVENILE AND FAMILY COURT JUDGES  
2008 CROCKETT COUNTY JUVENILE COURT STATISTICAL DATA**

**Intake Actions of Referrals by Class of Offense, Race and Sex for CY 2008**

	White Male	African American Male	Other Race Male	White Female	African American Female	Other Race Female	Unknown Race or Sex	Total
<b><u>Parentage</u></b>								
Petition Filed	0	0	0	0	0	0	0	0
Motion Filed	0	0	0	0	0	0	0	0
Citation Processed	0	0	0	0	0	0	0	0
Notification of Paternity Processed	0	0	0	0	0	0	0	0
Scheduling of Judicial Review	0	0	0	0	0	0	0	0
Scheduling of Administrative Review	0	0	0	0	0	0	0	0
Scheduling of Foster Care Review	0	0	0	0	0	0	0	0
Unknown	0	0	0	0	0	0	0	0
Does Not Apply	0	0	0	0	0	0	0	0
Other	0	0	0	0	0	0	0	0
<b>Totals</b>	<b>0</b>	<b>0</b>	<b>0</b>	<b>0</b>	<b>0</b>	<b>0</b>	<b>0</b>	<b>0</b>
<b><u>Special Proceedings</u></b>								
Petition Filed	0	0	0	0	0	0	0	0
Motion Filed	0	0	0	0	0	0	0	0
Citation Processed	0	0	0	0	0	0	0	0
Notification of Paternity Processed	0	0	0	0	0	0	0	0
Scheduling of Judicial Review	0	0	0	0	0	0	0	0
Scheduling of Administrative Review	0	0	0	0	0	0	0	0
Scheduling of Foster Care Review	0	0	0	0	0	0	0	0
Unknown	0	0	0	0	0	0	0	0
Does Not Apply	0	0	0	0	0	0	0	0
Other	0	0	0	0	0	0	0	0
<b>Totals</b>	<b>0</b>	<b>0</b>	<b>0</b>	<b>0</b>	<b>0</b>	<b>0</b>	<b>0</b>	<b>0</b>
<b><u>Other</u></b>								
Petition Filed	1	2	0	2	0	0	2	7
Motion Filed	0	0	0	0	0	0	0	0
Citation Processed	0	0	0	0	0	0	0	0
Notification of Paternity Processed	0	0	0	0	0	0	0	0
Scheduling of Judicial Review	0	0	0	0	0	0	0	0
Scheduling of Administrative Review	0	0	0	0	0	0	0	0
Scheduling of Foster Care Review	0	0	0	0	0	0	0	0
Unknown	0	0	0	0	0	0	0	0
Does Not Apply	0	0	0	0	0	0	0	0
Other	0	0	0	0	0	0	0	0
<b>Totals</b>	<b>1</b>	<b>2</b>	<b>0</b>	<b>2</b>	<b>0</b>	<b>0</b>	<b>2</b>	<b>7</b>
<b>All Intake Action Totals</b>	<b>73</b>	<b>31</b>	<b>1</b>	<b>45</b>	<b>5</b>	<b>1</b>	<b>17</b>	<b>173</b>

**TENNESSEE COUNCIL OF JUVENILE AND FAMILY COURT JUDGES  
2008 CROCKETT COUNTY JUVENILE COURT STATISTICAL DATA**

**Detention Statistics at Referral by Individual Child by Race and Sex for CY 2008**

	<b>White Male</b>	<b>African American Male</b>	<b>Other Race Male</b>	<b>White Female</b>	<b>African American Female</b>	<b>Other Race Female</b>	<b>Unknown Race or Sex</b>	<b>Total</b>	<b>% of Total Children</b>
Does Not Apply	38	13	1	26	5	0	10	93	96.88%
Juvenile Detention Facility	0	1	0	0	0	1	0	2	2.08%
Psychiatric Hospital	0	1	0	0	0	0	0	1	1.04%
Non-Secure Placement	0	0	0	0	0	0	0	0	0.00%
Jail - Complete Separation	0	0	0	0	0	0	0	0	0.00%
Jail - Partial Separation	0	0	0	0	0	0	0	0	0.00%
Jail - No Separation	0	0	0	0	0	0	0	0	0.00%
Unknown	0	0	0	0	0	0	0	0	0.00%
Other	0	0	0	0	0	0	0	0	0.00%
<b>Totals</b>	<b>38</b>	<b>15</b>	<b>1</b>	<b>26</b>	<b>5</b>	<b>1</b>	<b>10</b>	<b>96</b>	

**Detention Statistics at Referral by Individual Case for CY 2008**

	<b>Cases</b>	<b>% of Total Cases</b>
Does Not Apply	114	91.94%
Juvenile Detention Facility	9	7.26%
Psychiatric Hospital	1	0.81%
Non-Secure Placement	0	0.00%
Jail - Complete Separation	0	0.00%
Jail - Partial Separation	0	0.00%
Jail - No Separation	0	0.00%
Unknown	0	0.00%
Other	0	0.00%
	<b>124</b>	<b>100.00%</b>

Detention Statistics above are reported separately by Child and by Case. One child may have multiple cases.

Does Not Apply: Refers to cases not eligible for detention due to the type of Referral or the decision not to detain.

**TENNESSEE COUNCIL OF JUVENILE AND FAMILY COURT JUDGES  
2008 CROCKETT COUNTY JUVENILE COURT STATISTICAL DATA**

**Placement after Secure Detention Hearing by Individual Child by Race and Sex for CY 2008**

	White Male	African American Male	Other Race Male	White Female	African American Female	Other Race Female	Unknown Race or Sex	Total	% of Total Children
Does Not Apply	37	12	1	24	5	0	10	89	92.71%
Returned to Prior Living Arr	1	3	0	2	0	0	0	6	6.25%
Foster Family Home	0	0	0	0	0	1	0	1	1.04%
Juvenile Detention Facility	0	0	0	0	0	0	0	0	0.00%
Jail	0	0	0	0	0	0	0	0	0.00%
Shelter / Group Home	0	0	0	0	0	0	0	0	0.00%
Psychiatric Hospital	0	0	0	0	0	0	0	0	0.00%
Unknown	0	0	0	0	0	0	0	0	0.00%
Other	0	0	0	0	0	0	0	0	0.00%
<b>Totals</b>	<b>38</b>	<b>15</b>	<b>1</b>	<b>26</b>	<b>5</b>	<b>1</b>	<b>10</b>	<b>96</b>	

**Placement after Secure Detention Hearing by Individual Case for CY 2008**

	Cases	% of Total Cases
Does Not Apply	108	87.10%
Returned to Prior Living Arrangement	12	9.68%
Foster Family Home	2	1.61%
Psychiatric Hospital	1	0.81%
Other	1	0.81%
Juvenile Detention Facility	0	0.00%
Jail	0	0.00%
Shelter / Group Home	0	0.00%
Unknown	0	0.00%
	<b>124</b>	<b>100.00%</b>

Detention Statistics above are reported separately by Child and by Case. One child may have multiple cases.

Does Not Apply: Refers to cases not eligible for detention due to the type of Referral or the decision not to detain.

**TENNESSEE COUNCIL OF JUVENILE AND FAMILY COURT JUDGES  
2008 CROCKETT COUNTY JUVENILE COURT STATISTICAL DATA**

**Dispositional Procedures for CY 2008**

**Procedures used to Dispose or Adjust all Referrals**

	<b>Number</b>	<b>% of All Referrals</b>
Formally Adjudicated	112	64.74%
Informally Adjusted	0	0.00%
Transfer to Adult Court Hearings and Charges Cleared	0	0.00%
Otherwise Handled	61	35.26%
	<b>173</b>	<b>100.00%</b>

**Referrals Disposed by Formal Adjudicatory Proceedings**

	<b>Number</b>	<b>% of All Referrals</b>
Dismissed	27	15.61%
Retired / Nolle Prosequi	4	2.31%
Complaint Substantiated Delinquent	64	36.99%
Complaint Substantiated Status Offender	17	9.83%
Complaint Substantiated Dependent/Neglect	0	0.00%
Complaint Substantiated Abused	0	0.00%
Complaint Substantiated Mentally Ill	0	0.00%
	<b>112</b>	<b>64.74%</b>

**Referrals Disposed by Other Actions**

	<b>Number</b>	<b>% of All Referrals</b>
Informal Adjustment	0	0.00%
Transfer to Adult Court Hearing	0	0.00%
Charges Cleared by Transfer to Adult Court	0	0.00%
Pretrial Diversion	30	17.34%
Special Proceeding	5	2.89%
Review Concluded	0	0.00%
Case Held Open	15	8.67%
Other	11	6.36%
Unknown	0	0.00%
	<b>61</b>	<b>35.26%</b>

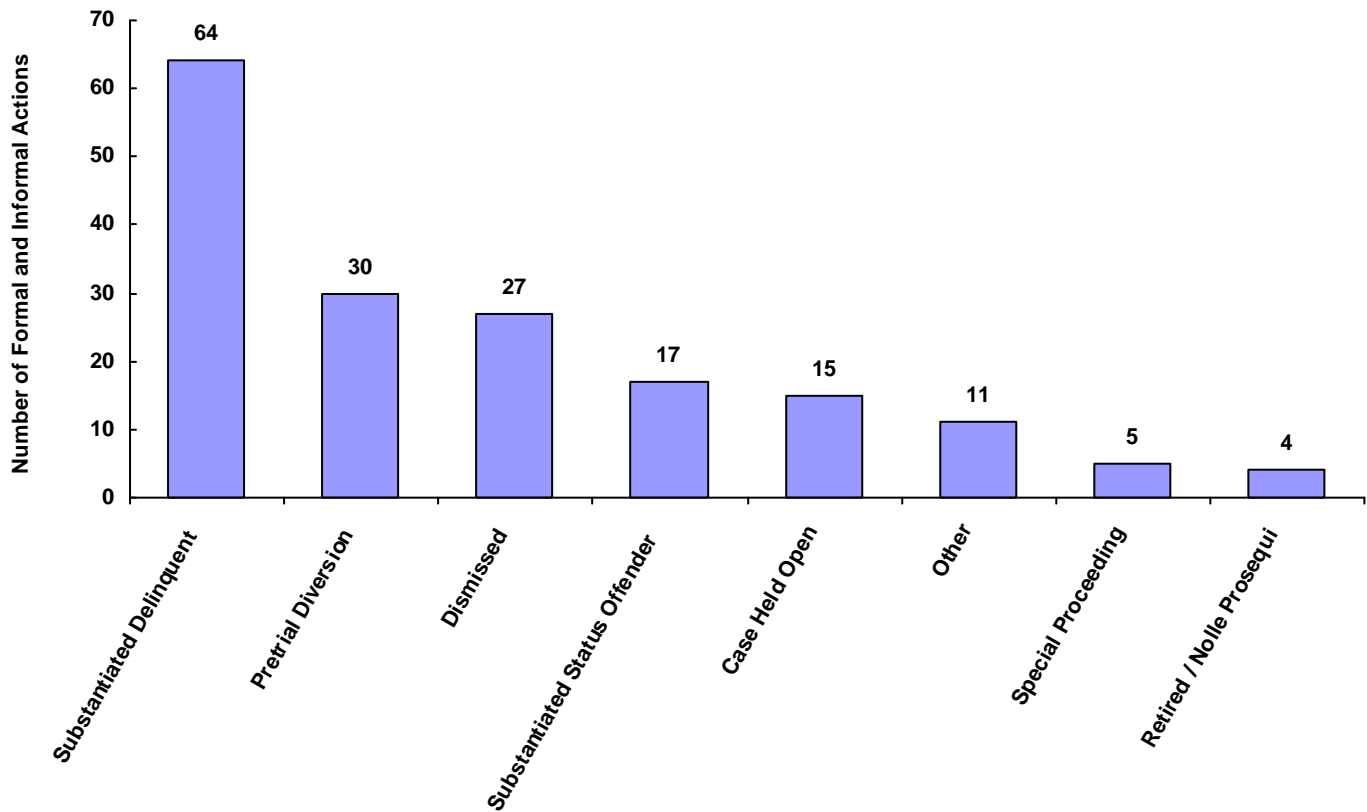


# TENNESSEE COUNCIL OF JUVENILE AND FAMILY COURT JUDGES 2008 CROCKETT COUNTY JUVENILE COURT STATISTICAL DATA

## Formal and Informal Actions by Race and Sex for CY 2008

	White Male	African American Male	Other Race Male	White Female	African American Female	Other Race Female	Unknown Race or Sex	Total	% of Total Referrals
Dismissed	18	0	0	5	0	0	4	27	15.61%
Retired / Nolle Prosequi	0	2	0	0	1	0	1	4	2.31%
Substantiated Delinquent	29	17	1	12	1	0	4	64	36.99%
Substantiated Status Offender	5	0	0	5	0	1	6	17	9.83%
Substantiated Dependent/Neglect	0	0	0	0	0	0	0	0	0.00%
Substantiated Abused	0	0	0	0	0	0	0	0	0.00%
Substantiated Mentally Ill	0	0	0	0	0	0	0	0	0.00%
Informal Adjustment	0	0	0	0	0	0	0	0	0.00%
Pretrial Diversion	8	4	0	14	2	0	2	30	17.34%
Transfer to Adult Court Hearing	0	0	0	0	0	0	0	0	0.00%
Cleared by Transfer to Adult Court	0	0	0	0	0	0	0	0	0.00%
Special Proceeding	0	5	0	0	0	0	0	5	2.89%
Review Concluded	0	0	0	0	0	0	0	0	0.00%
Case Held Open	10	1	0	3	1	0	0	15	8.67%
Unknown	0	0	0	0	0	0	0	0	0.00%
Other	3	2	0	6	0	0	0	11	6.36%
<b>Totals</b>	<b>73</b>	<b>31</b>	<b>1</b>	<b>45</b>	<b>5</b>	<b>1</b>	<b>17</b>	<b>173</b>	

**Total Formal and Informal Actions**



**TENNESSEE COUNCIL OF JUVENILE AND FAMILY COURT JUDGES  
2008 CROCKETT COUNTY JUVENILE COURT STATISTICAL DATA**

**Formal and Informal Actions by Type of Offense, Race and Sex for CY 2008**

	White Male	African American Male	Other Race Male	White Female	African American Female	Other Race Female	Unknown Race or Sex	Total
<b><u>Delinquent</u></b>								
Complaint Substantiated Delinquent	27	17	1	9	1	0	3	58
Pretrial Diversion	8	3	0	11	2	0	2	26
Dismissed	16	0	0	2	0	0	3	21
Other	3	2	0	6	0	0	0	11
Case Held Open	9	0	0	1	0	0	0	10
Special Proceeding	0	4	0	0	0	0	0	4
Retired / Nolle Prosequi	0	2	0	0	1	0	0	3
Complaint Substantiated Status Offender	0	0	0	0	0	0	0	0
Complaint Substantiated Dependent/Neglect	0	0	0	0	0	0	0	0
Complaint Substantiated Abused	0	0	0	0	0	0	0	0
Complaint Substantiated Mentally Ill	0	0	0	0	0	0	0	0
Informal Adjustment	0	0	0	0	0	0	0	0
Transfer to Adult Court Hearing	0	0	0	0	0	0	0	0
Charges Cleared by Transfer to Adult Court	0	0	0	0	0	0	0	0
Review Concluded	0	0	0	0	0	0	0	0
Unknown	0	0	0	0	0	0	0	0
<b>Totals</b>	<b>63</b>	<b>28</b>	<b>1</b>	<b>29</b>	<b>4</b>	<b>0</b>	<b>8</b>	<b>133</b>

	White Male	African American Male	Other Race Male	White Female	African American Female	Other Race Female	Unknown Race or Sex	Total
<b><u>Status</u></b>								
Complaint Substantiated Status Offender	5	0	0	5	0	1	6	17
Dismissed	2	0	0	3	0	0	0	5
Case Held Open	1	1	0	2	1	0	0	5
Complaint Substantiated Delinquent	1	0	0	2	0	0	0	3
Pretrial Diversion	0	0	0	2	0	0	0	2
Retired / Nolle Prosequi	0	0	0	0	0	0	1	1
Complaint Substantiated Dependent/Neglect	0	0	0	0	0	0	0	0
Complaint Substantiated Abused	0	0	0	0	0	0	0	0
Complaint Substantiated Mentally Ill	0	0	0	0	0	0	0	0
Informal Adjustment	0	0	0	0	0	0	0	0
Transfer to Adult Court Hearing	0	0	0	0	0	0	0	0
Charges Cleared by Transfer to Adult Court	0	0	0	0	0	0	0	0
Special Proceeding	0	0	0	0	0	0	0	0
Review Concluded	0	0	0	0	0	0	0	0
Unknown	0	0	0	0	0	0	0	0
Other	0	0	0	0	0	0	0	0
<b>Totals</b>	<b>9</b>	<b>1</b>	<b>0</b>	<b>14</b>	<b>1</b>	<b>1</b>	<b>7</b>	<b>33</b>

**TENNESSEE COUNCIL OF JUVENILE AND FAMILY COURT JUDGES  
2008 CROCKETT COUNTY JUVENILE COURT STATISTICAL DATA**

**Formal and Informal Actions by Type of Offense, Race and Sex for CY 2008**

	White Male	African American Male	Other Race Male	White Female	African American Female	Other Race Female	Unknown Race or Sex	Total
<b><u>Dependency and Neglect</u></b>								
Dismissed	0	0	0	0	0	0	0	0
Retired / Nolle Prosequi	0	0	0	0	0	0	0	0
Complaint Substantiated Delinquent	0	0	0	0	0	0	0	0
Complaint Substantiated Status Offender	0	0	0	0	0	0	0	0
Complaint Substantiated Dependent/Neglect	0	0	0	0	0	0	0	0
Complaint Substantiated Abused	0	0	0	0	0	0	0	0
Complaint Substantiated Mentally Ill	0	0	0	0	0	0	0	0
Informal Adjustment	0	0	0	0	0	0	0	0
Pretrial Diversion	0	0	0	0	0	0	0	0
Transfer to Adult Court Hearing	0	0	0	0	0	0	0	0
Charges Cleared by Transfer to Adult Court	0	0	0	0	0	0	0	0
Special Proceeding	0	0	0	0	0	0	0	0
Review Concluded	0	0	0	0	0	0	0	0
Case Held Open	0	0	0	0	0	0	0	0
Unknown	0	0	0	0	0	0	0	0
Other	0	0	0	0	0	0	0	0
<b>Totals</b>	<b>0</b>	<b>0</b>	<b>0</b>	<b>0</b>	<b>0</b>	<b>0</b>	<b>0</b>	<b>0</b>
<b><u>Other Violations</u></b>								
Dismissed	0	0	0	0	0	0	0	0
Retired / Nolle Prosequi	0	0	0	0	0	0	0	0
Complaint Substantiated Delinquent	0	0	0	0	0	0	0	0
Complaint Substantiated Status Offender	0	0	0	0	0	0	0	0
Complaint Substantiated Dependent/Neglect	0	0	0	0	0	0	0	0
Complaint Substantiated Abused	0	0	0	0	0	0	0	0
Complaint Substantiated Mentally Ill	0	0	0	0	0	0	0	0
Informal Adjustment	0	0	0	0	0	0	0	0
Pretrial Diversion	0	0	0	0	0	0	0	0
Transfer to Adult Court Hearing	0	0	0	0	0	0	0	0
Charges Cleared by Transfer to Adult Court	0	0	0	0	0	0	0	0
Special Proceeding	0	0	0	0	0	0	0	0
Review Concluded	0	0	0	0	0	0	0	0
Case Held Open	0	0	0	0	0	0	0	0
Unknown	0	0	0	0	0	0	0	0
Other	0	0	0	0	0	0	0	0
<b>Totals</b>	<b>0</b>	<b>0</b>	<b>0</b>	<b>0</b>	<b>0</b>	<b>0</b>	<b>0</b>	<b>0</b>

**TENNESSEE COUNCIL OF JUVENILE AND FAMILY COURT JUDGES  
2008 CROCKETT COUNTY JUVENILE COURT STATISTICAL DATA**

**Formal and Informal Actions by Type of Offense, Race and Sex for CY 2008**

	White Male	African American Male	Other Race Male	White Female	African American Female	Other Race Female	Unknown Race or Sex	Total
<b>Special Proceedings</b>								
Dismissed	0	0	0	0	0	0	0	0
Retired / Nolle Prosequi	0	0	0	0	0	0	0	0
Complaint Substantiated Delinquent	0	0	0	0	0	0	0	0
Complaint Substantiated Status Offender	0	0	0	0	0	0	0	0
Complaint Substantiated Dependent/Neglect	0	0	0	0	0	0	0	0
Complaint Substantiated Abused	0	0	0	0	0	0	0	0
Complaint Substantiated Mentally Ill	0	0	0	0	0	0	0	0
Informal Adjustment	0	0	0	0	0	0	0	0
Pretrial Diversion	0	0	0	0	0	0	0	0
Transfer to Adult Court Hearing	0	0	0	0	0	0	0	0
Charges Cleared by Transfer to Adult Court	0	0	0	0	0	0	0	0
Special Proceeding	0	0	0	0	0	0	0	0
Review Concluded	0	0	0	0	0	0	0	0
Case Held Open	0	0	0	0	0	0	0	0
Unknown	0	0	0	0	0	0	0	0
Other	0	0	0	0	0	0	0	0
<b>Totals</b>	<b>0</b>	<b>0</b>	<b>0</b>	<b>0</b>	<b>0</b>	<b>0</b>	<b>0</b>	<b>0</b>
<b>Other</b>								
Complaint Substantiated Delinquent	1	0	0	1	0	0	1	3
Pretrial Diversion	0	1	0	1	0	0	0	2
Dismissed	0	0	0	0	0	0	1	1
Special Proceeding	0	1	0	0	0	0	0	1
Retired / Nolle Prosequi	0	0	0	0	0	0	0	0
Complaint Substantiated Status Offender	0	0	0	0	0	0	0	0
Complaint Substantiated Dependent/Neglect	0	0	0	0	0	0	0	0
Complaint Substantiated Abused	0	0	0	0	0	0	0	0
Complaint Substantiated Mentally Ill	0	0	0	0	0	0	0	0
Informal Adjustment	0	0	0	0	0	0	0	0
Transfer to Adult Court Hearing	0	0	0	0	0	0	0	0
Charges Cleared by Transfer to Adult Court	0	0	0	0	0	0	0	0
Review Concluded	0	0	0	0	0	0	0	0
Case Held Open	0	0	0	0	0	0	0	0
Unknown	0	0	0	0	0	0	0	0
Other	0	0	0	0	0	0	0	0
<b>Totals</b>	<b>1</b>	<b>2</b>	<b>0</b>	<b>2</b>	<b>0</b>	<b>0</b>	<b>2</b>	<b>7</b>
<b>All Action Totals</b>	<b>73</b>	<b>31</b>	<b>1</b>	<b>45</b>	<b>5</b>	<b>1</b>	<b>17</b>	<b>173</b>

**TENNESSEE COUNCIL OF JUVENILE AND FAMILY COURT JUDGES  
2008 CROCKETT COUNTY JUVENILE COURT STATISTICAL DATA**

**Formal and Informal Actions by Class of Referral, Race and Sex for CY 2008**

	White Male	African American Male	Other Race Male	White Female	African American Female	Other Race Female	Unknown Race or Sex	Total
<b><u>Offenses Against Persons</u></b>								
Complaint Substantiated Delinquent	7	7	0	2	0	0	0	16
Pretrial Diversion	2	3	0	2	2	0	0	9
Dismissed	2	0	0	1	0	0	0	3
Retired / Nolle Prosequi	0	2	0	0	1	0	0	3
Special Proceeding	0	3	0	0	0	0	0	3
Case Held Open	1	0	0	0	0	0	0	1
Complaint Substantiated Status Offender	0	0	0	0	0	0	0	0
Complaint Substantiated Dependent/Neglect	0	0	0	0	0	0	0	0
Complaint Substantiated Abused	0	0	0	0	0	0	0	0
Complaint Substantiated Mentally Ill	0	0	0	0	0	0	0	0
Informal Adjustment	0	0	0	0	0	0	0	0
Transfer to Adult Court Hearing	0	0	0	0	0	0	0	0
Charges Cleared by Transfer to Adult Court	0	0	0	0	0	0	0	0
Review Concluded	0	0	0	0	0	0	0	0
Unknown	0	0	0	0	0	0	0	0
Other	0	0	0	0	0	0	0	0
<b>Totals</b>	<b>12</b>	<b>15</b>	<b>0</b>	<b>5</b>	<b>3</b>	<b>0</b>	<b>0</b>	<b>35</b>

<b><u>Offenses Against Property</u></b>								
Complaint Substantiated Delinquent	6	2	0	2	1	0	1	12
Dismissed	8	0	0	0	0	0	0	8
Pretrial Diversion	0	0	0	4	0	0	1	5
Other	0	2	0	0	0	0	0	2
Special Proceeding	0	1	0	0	0	0	0	1
Case Held Open	0	0	0	1	0	0	0	1
Retired / Nolle Prosequi	0	0	0	0	0	0	0	0
Complaint Substantiated Status Offender	0	0	0	0	0	0	0	0
Complaint Substantiated Dependent/Neglect	0	0	0	0	0	0	0	0
Complaint Substantiated Abused	0	0	0	0	0	0	0	0
Complaint Substantiated Mentally Ill	0	0	0	0	0	0	0	0
Informal Adjustment	0	0	0	0	0	0	0	0
Transfer to Adult Court Hearing	0	0	0	0	0	0	0	0
Charges Cleared by Transfer to Adult Court	0	0	0	0	0	0	0	0
Review Concluded	0	0	0	0	0	0	0	0
Unknown	0	0	0	0	0	0	0	0
<b>Totals</b>	<b>14</b>	<b>5</b>	<b>0</b>	<b>7</b>	<b>1</b>	<b>0</b>	<b>2</b>	<b>29</b>

**TENNESSEE COUNCIL OF JUVENILE AND FAMILY COURT JUDGES  
2008 CROCKETT COUNTY JUVENILE COURT STATISTICAL DATA**

**Formal and Informal Actions by Class of Referral, Race and Sex for CY 2008**

	White Male	African American Male	Other Race Male	White Female	African American Female	Other Race Female	Unknown Race or Sex	Total
<b><u>Illegal Conduct</u></b>								
Complaint Substantiated Delinquent	14	8	1	5	0	0	2	30
Pretrial Diversion	6	0	0	5	0	0	1	12
Dismissed	6	0	0	1	0	0	3	10
Other	3	0	0	6	0	0	0	9
Case Held Open	8	0	0	0	0	0	0	8
Retired / Nolle Prosequi	0	0	0	0	0	0	0	0
Complaint Substantiated Status Offender	0	0	0	0	0	0	0	0
Complaint Substantiated Dependent/Neglect	0	0	0	0	0	0	0	0
Complaint Substantiated Abused	0	0	0	0	0	0	0	0
Complaint Substantiated Mentally Ill	0	0	0	0	0	0	0	0
Informal Adjustment	0	0	0	0	0	0	0	0
Transfer to Adult Court Hearing	0	0	0	0	0	0	0	0
Charges Cleared by Transfer to Adult Court	0	0	0	0	0	0	0	0
Special Proceeding	0	0	0	0	0	0	0	0
Review Concluded	0	0	0	0	0	0	0	0
Unknown	0	0	0	0	0	0	0	0
<b>Totals</b>	<b>37</b>	<b>8</b>	<b>1</b>	<b>17</b>	<b>0</b>	<b>0</b>	<b>6</b>	<b>69</b>

**Status Offenses**

Complaint Substantiated Status Offender	5	0	0	5	0	1	6	17
Dismissed	2	0	0	3	0	0	0	5
Case Held Open	1	1	0	2	1	0	0	5
Complaint Substantiated Delinquent	1	0	0	2	0	0	0	3
Pretrial Diversion	0	0	0	2	0	0	0	2
Retired / Nolle Prosequi	0	0	0	0	0	0	1	1
Complaint Substantiated Dependent/Neglect	0	0	0	0	0	0	0	0
Complaint Substantiated Abused	0	0	0	0	0	0	0	0
Complaint Substantiated Mentally Ill	0	0	0	0	0	0	0	0
Informal Adjustment	0	0	0	0	0	0	0	0
Transfer to Adult Court Hearing	0	0	0	0	0	0	0	0
Charges Cleared by Transfer to Adult Court	0	0	0	0	0	0	0	0
Special Proceeding	0	0	0	0	0	0	0	0
Review Concluded	0	0	0	0	0	0	0	0
Unknown	0	0	0	0	0	0	0	0
Other	0	0	0	0	0	0	0	0
<b>Totals</b>	<b>9</b>	<b>1</b>	<b>0</b>	<b>14</b>	<b>1</b>	<b>1</b>	<b>7</b>	<b>33</b>

**TENNESSEE COUNCIL OF JUVENILE AND FAMILY COURT JUDGES  
2008 CROCKETT COUNTY JUVENILE COURT STATISTICAL DATA**

**Formal and Informal Actions by Class of Referral, Race and Sex for CY 2008**

	White Male	African American Male	Other Race Male	White Female	African American Female	Other Race Female	Unknown Race or Sex	Total
<b><u>Dependency/Neglect</u></b>								
Dismissed	0	0	0	0	0	0	0	0
Retired / Nolle Prosequi	0	0	0	0	0	0	0	0
Complaint Substantiated Delinquent	0	0	0	0	0	0	0	0
Complaint Substantiated Status Offender	0	0	0	0	0	0	0	0
Complaint Substantiated Dependent/Neglect	0	0	0	0	0	0	0	0
Complaint Substantiated Abused	0	0	0	0	0	0	0	0
Complaint Substantiated Mentally Ill	0	0	0	0	0	0	0	0
Informal Adjustment	0	0	0	0	0	0	0	0
Pretrial Diversion	0	0	0	0	0	0	0	0
Transfer to Adult Court Hearing	0	0	0	0	0	0	0	0
Charges Cleared by Transfer to Adult Court	0	0	0	0	0	0	0	0
Special Proceeding	0	0	0	0	0	0	0	0
Review Concluded	0	0	0	0	0	0	0	0
Case Held Open	0	0	0	0	0	0	0	0
Unknown	0	0	0	0	0	0	0	0
Other	0	0	0	0	0	0	0	0
<b>Totals</b>	<b>0</b>	<b>0</b>	<b>0</b>	<b>0</b>	<b>0</b>	<b>0</b>	<b>0</b>	<b>0</b>

**Other Violation Proceedings**

Dismissed	0	0	0	0	0	0	0	0
Retired / Nolle Prosequi	0	0	0	0	0	0	0	0
Complaint Substantiated Delinquent	0	0	0	0	0	0	0	0
Complaint Substantiated Status Offender	0	0	0	0	0	0	0	0
Complaint Substantiated Dependent/Neglect	0	0	0	0	0	0	0	0
Complaint Substantiated Abused	0	0	0	0	0	0	0	0
Complaint Substantiated Mentally Ill	0	0	0	0	0	0	0	0
Informal Adjustment	0	0	0	0	0	0	0	0
Pretrial Diversion	0	0	0	0	0	0	0	0
Transfer to Adult Court Hearing	0	0	0	0	0	0	0	0
Charges Cleared by Transfer to Adult Court	0	0	0	0	0	0	0	0
Special Proceeding	0	0	0	0	0	0	0	0
Review Concluded	0	0	0	0	0	0	0	0
Case Held Open	0	0	0	0	0	0	0	0
Unknown	0	0	0	0	0	0	0	0
Other	0	0	0	0	0	0	0	0
<b>Totals</b>	<b>0</b>	<b>0</b>	<b>0</b>	<b>0</b>	<b>0</b>	<b>0</b>	<b>0</b>	<b>0</b>

**TENNESSEE COUNCIL OF JUVENILE AND FAMILY COURT JUDGES  
2008 CROCKETT COUNTY JUVENILE COURT STATISTICAL DATA**

**Formal and Informal Actions by Class of Referral, Race and Sex for CY 2008**

	White Male	African American Male	Other Race Male	White Female	African American Female	Other Race Female	Unknown Race or Sex	Total
<b><u>Parentage</u></b>								
Dismissed	0	0	0	0	0	0	0	0
Retired / Nolle Prosequi	0	0	0	0	0	0	0	0
Complaint Substantiated Delinquent	0	0	0	0	0	0	0	0
Complaint Substantiated Status Offender	0	0	0	0	0	0	0	0
Complaint Substantiated Dependent/Neglect	0	0	0	0	0	0	0	0
Complaint Substantiated Abused	0	0	0	0	0	0	0	0
Complaint Substantiated Mentally Ill	0	0	0	0	0	0	0	0
Informal Adjustment	0	0	0	0	0	0	0	0
Pretrial Diversion	0	0	0	0	0	0	0	0
Transfer to Adult Court Hearing	0	0	0	0	0	0	0	0
Charges Cleared by Transfer to Adult Court	0	0	0	0	0	0	0	0
Special Proceeding	0	0	0	0	0	0	0	0
Review Concluded	0	0	0	0	0	0	0	0
Case Held Open	0	0	0	0	0	0	0	0
Unknown	0	0	0	0	0	0	0	0
Other	0	0	0	0	0	0	0	0
<b>Totals</b>	<b>0</b>	<b>0</b>	<b>0</b>	<b>0</b>	<b>0</b>	<b>0</b>	<b>0</b>	<b>0</b>

<b><u>Special Proceedings</u></b>								
Dismissed	0	0	0	0	0	0	0	0
Retired / Nolle Prosequi	0	0	0	0	0	0	0	0
Complaint Substantiated Delinquent	0	0	0	0	0	0	0	0
Complaint Substantiated Status Offender	0	0	0	0	0	0	0	0
Complaint Substantiated Dependent/Neglect	0	0	0	0	0	0	0	0
Complaint Substantiated Abused	0	0	0	0	0	0	0	0
Complaint Substantiated Mentally Ill	0	0	0	0	0	0	0	0
Informal Adjustment	0	0	0	0	0	0	0	0
Pretrial Diversion	0	0	0	0	0	0	0	0
Transfer to Adult Court Hearing	0	0	0	0	0	0	0	0
Charges Cleared by Transfer to Adult Court	0	0	0	0	0	0	0	0
Special Proceeding	0	0	0	0	0	0	0	0
Review Concluded	0	0	0	0	0	0	0	0
Case Held Open	0	0	0	0	0	0	0	0
Unknown	0	0	0	0	0	0	0	0
Other	0	0	0	0	0	0	0	0
<b>Totals</b>	<b>0</b>	<b>0</b>	<b>0</b>	<b>0</b>	<b>0</b>	<b>0</b>	<b>0</b>	<b>0</b>



**TENNESSEE COUNCIL OF JUVENILE AND FAMILY COURT JUDGES  
2008 CROCKETT COUNTY JUVENILE COURT STATISTICAL DATA**

**Formal and Informal Actions by Class of Referral, Race and Sex for CY 2008**

	White Male	African American Male	Other Race Male	White Female	African American Female	Other Race Female	Unknown Race or Sex	Total
<b>Other</b>								
Complaint Substantiated Delinquent	1	0	0	1	0	0	1	3
Pretrial Diversion	0	1	0	1	0	0	0	2
Dismissed	0	0	0	0	0	0	1	1
Special Proceeding	0	1	0	0	0	0	0	1
Retired / Nolle Prosequi	0	0	0	0	0	0	0	0
Complaint Substantiated Status Offender	0	0	0	0	0	0	0	0
Complaint Substantiated Dependent/Neglect	0	0	0	0	0	0	0	0
Complaint Substantiated Abused	0	0	0	0	0	0	0	0
Complaint Substantiated Mentally Ill	0	0	0	0	0	0	0	0
Informal Adjustment	0	0	0	0	0	0	0	0
Transfer to Adult Court Hearing	0	0	0	0	0	0	0	0
Charges Cleared by Transfer to Adult Court	0	0	0	0	0	0	0	0
Review Concluded	0	0	0	0	0	0	0	0
Case Held Open	0	0	0	0	0	0	0	0
Unknown	0	0	0	0	0	0	0	0
Other	0	0	0	0	0	0	0	0
<b>Totals</b>	<b>1</b>	<b>2</b>	<b>0</b>	<b>2</b>	<b>0</b>	<b>0</b>	<b>2</b>	<b>7</b>
<b>All Action Totals</b>	<b>73</b>	<b>31</b>	<b>1</b>	<b>45</b>	<b>5</b>	<b>1</b>	<b>17</b>	<b>173</b>

**TENNESSEE COUNCIL OF JUVENILE AND FAMILY COURT JUDGES  
2008 CROCKETT COUNTY JUVENILE COURT STATISTICAL DATA**

**Children Transferred to Adult Court by Age at Disposition Date, Race and Sex for CY 2008**

**Total Children = 96**

	<b>White Male</b>	<b>African American Male</b>	<b>Other Race Male</b>	<b>White Female</b>	<b>African American Female</b>	<b>Other Race Female</b>	<b>Unknown Race or Sex</b>	<b>Total</b>	<b>% of All Children Referred</b>
Age Under 1	0	0	0	0	0	0	0	0	0.00%
Age 1	0	0	0	0	0	0	0	0	0.00%
Age 2	0	0	0	0	0	0	0	0	0.00%
Age 3	0	0	0	0	0	0	0	0	0.00%
Age 4	0	0	0	0	0	0	0	0	0.00%
Age 5	0	0	0	0	0	0	0	0	0.00%
Age 6	0	0	0	0	0	0	0	0	0.00%
Age 7	0	0	0	0	0	0	0	0	0.00%
Age 8	0	0	0	0	0	0	0	0	0.00%
Age 9	0	0	0	0	0	0	0	0	0.00%
Age 10	0	0	0	0	0	0	0	0	0.00%
Age 11	0	0	0	0	0	0	0	0	0.00%
Age 12	0	0	0	0	0	0	0	0	0.00%
Age 13	0	0	0	0	0	0	0	0	0.00%
Age 14	0	0	0	0	0	0	0	0	0.00%
Age 15	0	0	0	0	0	0	0	0	0.00%
Age 16	0	0	0	0	0	0	0	0	0.00%
Age 17	0	0	0	0	0	0	0	0	0.00%
Age 18	0	0	0	0	0	0	0	0	0.00%
Age 19 and Over	0	0	0	0	0	0	0	0	0.00%
<b>Totals</b>	<b>0</b>	<b>0</b>	<b>0</b>	<b>0</b>	<b>0</b>	<b>0</b>	<b>0</b>	<b>0</b>	

**Total Children Transferred to Adult Court**

**TENNESSEE COUNCIL OF JUVENILE AND FAMILY COURT JUDGES  
2008 CROCKETT COUNTY JUVENILE COURT STATISTICAL DATA**

**Outcomes by Type Of Disposition, Race and Sex for CY 2008**

	White Male	African American Male	Other Race Male	White Female	African American Female	Other Race Female	Unknown Race or Sex	Total
<b>General Action Codes</b>								
Supervision / Probation to Juvenile Court	17	4	0	14	1	0	7	43
No Contact Order	9	7	0	7	3	0	4	30
Referral to Another Entity for Superv/Servc	5	4	0	13	1	0	6	29
Held Open For Review	11	5	0	8	3	0	1	28
Referred for Mental Health Counseling	2	4	0	4	1	0	3	14
Restitution	4	0	0	5	1	0	3	13
Fine	5	1	0	3	0	0	1	10
Case Dismissed	4	1	1	2	0	0	1	9
Public Service	2	1	0	2	0	0	1	6
Referred for Alcohol and Drug Counseling	3	1	0	0	0	0	1	5
Case Retired or Nolle Prosequi	0	1	0	0	1	0	1	3
Referred to Defensive Driving School	1	0	0	2	0	0	0	3
Driver's License Held Informally	1	0	0	0	0	0	0	1
House Arrest	1	0	0	0	0	0	0	1
Warned / Counseled	0	0	0	0	0	0	0	0
Probation to Parents	0	0	0	0	0	0	0	0
Referred to Alternative School	0	0	0	0	0	0	0	0
Referred to Private Child Agency	0	0	0	0	0	0	0	0
Referred to Alcohol Safety School	0	0	0	0	0	0	0	0
Referral to Juvenile Court Educ-Based Pgm	0	0	0	0	0	0	0	0
Voluntary Placement with DMHMR	0	0	0	0	0	0	0	0
Private Mental Health Placement	0	0	0	0	0	0	0	0
Private MR Placement	0	0	0	0	0	0	0	0
Placement with City/Cnty Agcy/Facility	0	0	0	0	0	0	0	0
Placement with Relative / Other Individual	0	0	0	0	0	0	0	0
Runaway Returned	0	0	0	0	0	0	0	0
Injunction Other than No Contact Order	0	0	0	0	0	0	0	0
Court Defined Curfew	0	0	0	0	0	0	0	0
Dismissed from Informal Adjustment	0	0	0	0	0	0	0	0
Dismissed from Pretrial Diversion	0	0	0	0	0	0	0	0
Released from Probation	0	0	0	0	0	0	0	0
<b>Totals</b>	<b>65</b>	<b>29</b>	<b>1</b>	<b>60</b>	<b>11</b>	<b>0</b>	<b>29</b>	<b>195</b>

**TENNESSEE COUNCIL OF JUVENILE AND FAMILY COURT JUDGES  
2008 CROCKETT COUNTY JUVENILE COURT STATISTICAL DATA**

**Outcomes by Type Of Disposition, Race and Sex for CY 2008**

	White Male	African American Male	Other Race Male	White Female	African American Female	Other Race Female	Unknown Race or Sex	Total
<b><u>Formal Action Codes</u></b>								
DCS Probation	5	4	0	0	0	0	0	9
DCS Commitment - Custody	0	5	0	1	0	1	0	7
Placed Under a Valid Court Order	1	0	0	1	0	0	4	6
DCS Commitment - Suspended	3	2	0	0	0	0	0	5
Transfer to Another Juvenile Court for Dispo	1	2	0	2	0	0	0	5
Transferred to Adult Court	0	0	0	0	0	0	0	0
DMHMR Involuntary Commitment	0	0	0	0	0	0	0	0
DCS Commitment - Determinate	0	0	0	0	0	0	0	0
DCS Intensive Probation	0	0	0	0	0	0	0	0
Other Intensive Probation	0	0	0	0	0	0	0	0
Supervision by DCS	0	0	0	0	0	0	0	0
Parental Rights Terminated	0	0	0	0	0	0	0	0
Parental Rights Not Terminated	0	0	0	0	0	0	0	0
<b>Totals</b>	<b>10</b>	<b>13</b>	<b>0</b>	<b>4</b>	<b>0</b>	<b>1</b>	<b>4</b>	<b>32</b>

**Special Proceedings**

Court Costs	30	7	1	15	1	0	8	62
Custody Changed	0	3	0	1	0	0	0	4
Order of Reference to DCS	0	0	0	0	0	0	0	0
Foster Care Terminated	0	0	0	0	0	0	0	0
Foster Care Continued	0	0	0	0	0	0	0	0
Custody Unchanged	0	0	0	0	0	0	0	0
Visitation Changed	0	0	0	0	0	0	0	0
Visitation Unchanged	0	0	0	0	0	0	0	0
Voluntary Acknowledgement of Paternity	0	0	0	0	0	0	0	0
Paternity Determined / Child Legitimated	0	0	0	0	0	0	0	0
Paternity Not Determ/Child Not Legitimated	0	0	0	0	0	0	0	0
Child Support Granted	0	0	0	0	0	0	0	0
Child Support Amended	0	0	0	0	0	0	0	0
Child Support Denied	0	0	0	0	0	0	0	0
Child Support Terminated	0	0	0	0	0	0	0	0
Request for Medical Treatment Granted	0	0	0	0	0	0	0	0
Request for Medical Treatment Denied	0	0	0	0	0	0	0	0
Consent to Marry Granted	0	0	0	0	0	0	0	0
Consent to Marry Denied	0	0	0	0	0	0	0	0
<b>Totals</b>	<b>30</b>	<b>10</b>	<b>1</b>	<b>16</b>	<b>1</b>	<b>0</b>	<b>8</b>	<b>66</b>


**Other Outcome Codes**

Other	8	0	0	6	0	0	0	14
<b>Totals</b>	<b>8</b>	<b>0</b>	<b>0</b>	<b>6</b>	<b>0</b>	<b>0</b>	<b>0</b>	<b>14</b>

<b>All Outcome Totals</b>	<b>113</b>	<b>52</b>	<b>2</b>	<b>86</b>	<b>12</b>	<b>1</b>	<b>41</b>	<b>307</b>
---------------------------	------------	-----------	----------	-----------	-----------	----------	-----------	------------

**TENNESSEE COUNCIL OF JUVENILE AND FAMILY COURT JUDGES  
2008 CROCKETT COUNTY JUVENILE COURT STATISTICAL DATA**

**Breakdown of Referrals by Court Personnel Executing the Action in CY 2008**



	<b>Referrals</b>	<b>% of Referrals</b>
Judge	173	100.00%
Referee	0	0.00%
YSO	0	0.00%
Other	0	0.00%
<b>Total</b>	<b>173</b>	<b>100.00%</b>