

**2008**

**State of Tennessee**

**Annual Juvenile Court Statistical Report**

**Giles County Breakdown**

# TABLE OF CONTENTS

Report Numbers Listed Below are shown at the Bottom of each Report, followed by the Report Page Number

	Report Number
<b>Juvenile Court Referral Process</b>	
Chart – The Juvenile Court Referral Process	1
Chart – Delinquent, Dependent/Neglect/Abuse, and Status/Unruly Referrals	2
Chart – Referrals by Type of Offense	3
Chart – Referrals for Status/Unruly Offenses	4
<b>Children and Referral Counts by Race and Sex</b>	
Table – Children with Delinquent Referrals by Race and Sex	5
Table – Children with Status/Unruly Referrals by Race and Sex	5
Table – Children with Dependency/Neglect/Abuse Allegations by Race and Sex	5
Table – Referrals Delinquent Referrals by Race and Sex	6
Table – Referrals Status/Unruly Referrals by Race and Sex	6
Table – Referrals Dependency/Neglect/Abuse Allegations by Race and Sex	6
Table/Chart – Referrals by Age Group, Race and Sex	7
Table/Chart – Children Referred by Age, Race and Sex	8
Table/Chart – Children Referred by Race and Sex	9
Table/Chart – Children of Hispanic Origin by Race and Sex	10
Table – Referrals by Type of Offense, Age Group, Race and Sex	11
<b>Living Arrangement of the Child at Time of Referral</b>	
Table/Chart – Living Arrangement at Time of Referral by Race and Sex	12
<b>School Status of Individual Children at Time of Referral to Juvenile Court</b>	
Table – Last Grade Completed by Children by Race and Sex	13
Table – Children Enrolled in School	13
Table – Children Enrolled in Special Education	13
<b>Referral Information by Race, Sex and Class of Referral/Offense</b>	
Table/Chart – Class of Referrals by Race and Sex	14
Table - Referrals by Class and Type of Offense by Race and Sex	15
<b>Referral Reasons by Type, Race and Sex</b>	
Table – Referral Reasons by Type of Offense, Race and Sex	16
Table – Top 4 Referral Reasons by Sex and Race	17
Table – Top 4 Referral Reasons by Sex, Race and Type of Offense	18
<b>Source of Referrals to the Juvenile Court</b>	
Table – Source of Referrals by Race and Sex	19
Table – Six Most Frequent Referral Reasons by Source, Race and Sex	20
Table – Source of Referrals by Type of Offense, Race and Sex	21
<b>Children Referred with Weapons Charges</b>	
Table/Chart – Children Referred for Unlawful Carrying/Possession of a Weapon by Age, Race and Sex	22
Table/Chart – Children Referred for Carrying Weapons on School Property	23
<b>Intake Actions at Referral</b>	
Table/Chart – Intake Actions at Referral by Race and Sex	24
Table/Chart – Intake Actions of Referrals by Class of Offense, Race and Sex	25

# TABLE OF CONTENTS


Report Numbers Listed Below are shown at the Bottom of each Report, followed by the Report Page Number

	Report Number
<b>Detention Statistics at Referral</b>	
Table – Detention Statistics at Referral by Individual Child by Race and Sex	26
Table – Detention Statistics at Referral by Individual Case	26
Table – Placement After Secure Detention Hearing by Individual Child by Race and Sex	27
Table – Placement After Secure Detention Hearing by Individual Case	27
<b>Dispositional Procedures</b>	
Table – Procedures used to Dispose or Adjust All Referrals	28
Table – Referrals Disposed by Formal Adjudicatory Proceedings	28
Table – Referrals Disposed by Other Actions	28
<b>Formal and Informal Actions</b>	
Table/Chart – Formal and Informal Actions by Race and Sex	29
Table – Formal and Informal Actions by Type of Offense, Race and Sex	30
Table – Formal and Informal Actions by Class of Referral, Race and Sex	31
<b>Children Transferred to Adult Court</b>	
Table/Chart – Children Transferred to Adult Court by Age, Race and Sex	32
<b>Outcomes by Type of Disposition</b>	
Table – Outcomes by Type of Disposition, Race and Sex	33
<b>Juvenile Court Referrals Disposed County-Wide Based on Number of Referrals</b>	
Table/Chart – Breakdown of Referrals by Court Personnel Executing the Action	34

**TENNESSEE COUNCIL OF JUVENILE AND FAMILY COURT JUDGES  
2008 GILES COUNTY JUVENILE COURT STATISTICAL DATA**

**The Juvenile Court Referral Process for CY 2008**

<b>Delinquent</b> 565	<b>Status</b> 71	<b>Dependency and Neglect</b> 14	<b>Other Violations</b> 5	<b>Special Proceedings</b> 41	<b>Parentage</b> 1	<b>Other</b> 1
--------------------------	---------------------	-------------------------------------	------------------------------	----------------------------------	-----------------------	-------------------



**Parents, Victims, School, Relatives, State Dept, etc.**  
138

**Law Enforcement**  
560

**Pretrial Diversion, Informal Adjustment**  
147

**Court Actions**  
698

**Transfer to Adult Court Hearing**  
0

**Charges Cleared By Transfer to Adult Court**  
0

**Special Proceeding**  
1

**Review Concluded**  
16

**Case Held Open**  
34

**Other**  
0

**Formal Adjudications**  
500

**Juvenile Court System Outcomes / Dispositions**  
960

**Formal**  
52

**General**  
572

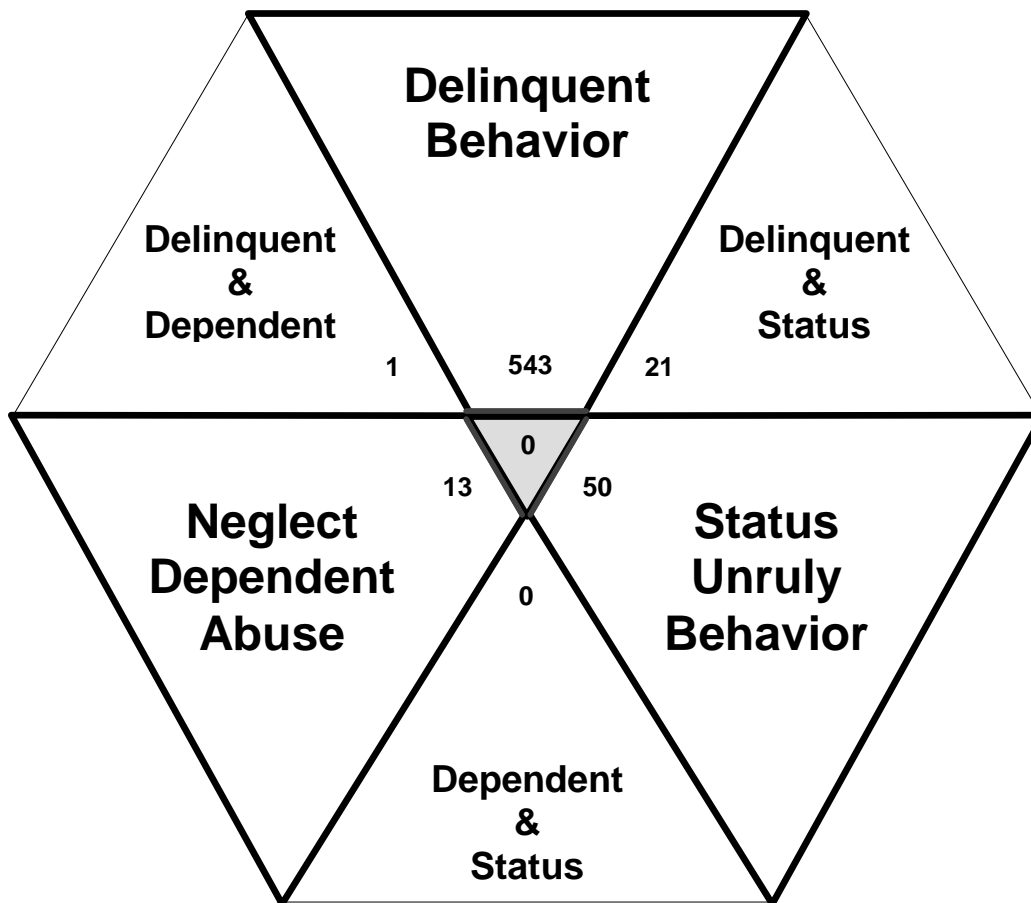
**Special Proceedings**  
336

**Other**  
0

**TENNESSEE COUNCIL OF JUVENILE AND FAMILY COURT JUDGES  
2008 GILES COUNTY JUVENILE COURT STATISTICAL DATA**

**Delinquent, Dependent/Neglect/Abuse, and Status/Unruly Referrals for CY 2008**

Total = 628



The remaining referrals are for:  
Custody, Visitation, Paternity/Legitimation, Child Support,  
Special Procedures and Other Referrals

Each child may be counted  
in more than one category

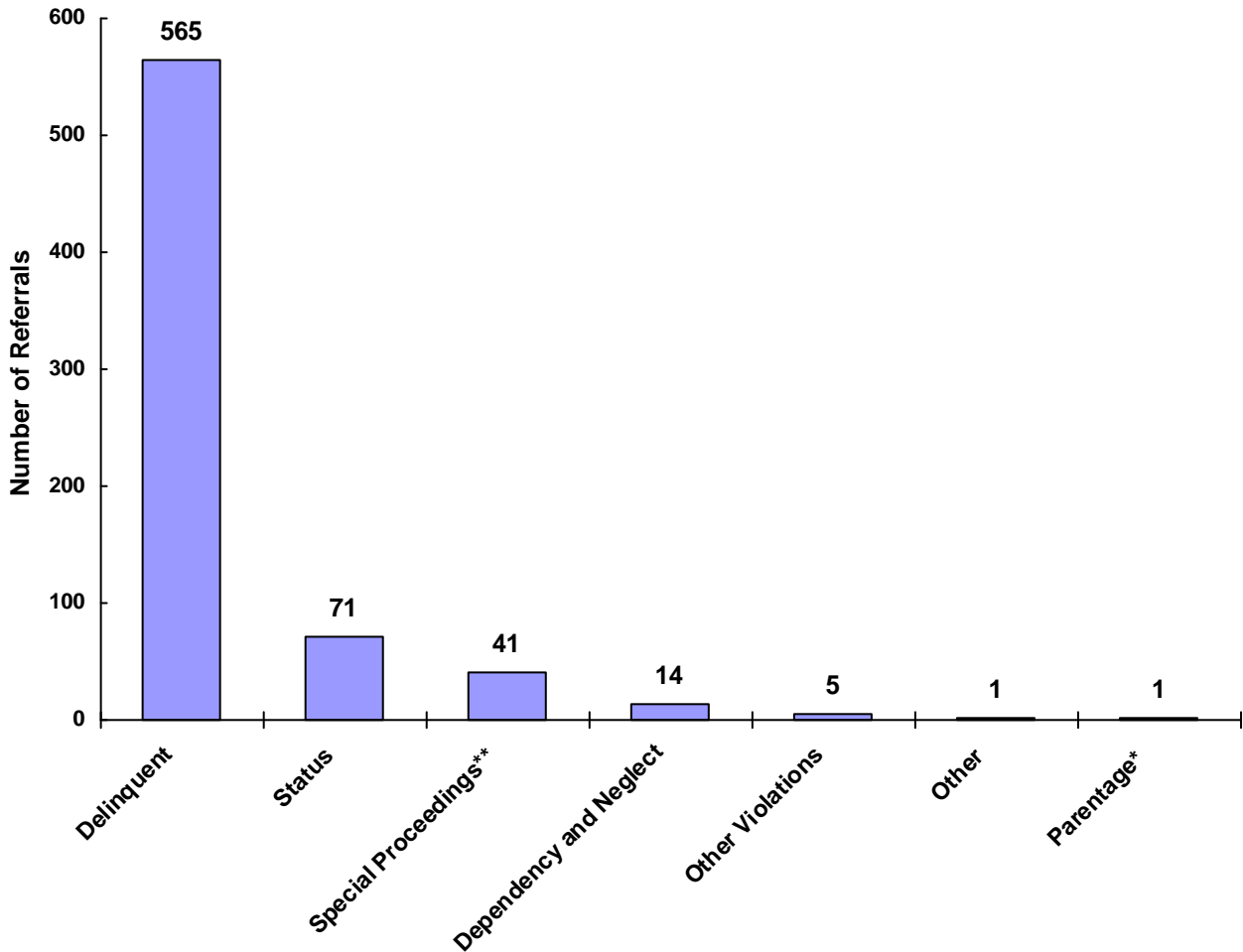
Total number of individual children for ALL referrals  
disposed by juvenile courts during CY 2008 equals 377

Children can have referrals in multiple categories. The drawing above shows that in the year 2008 there were 543 referrals to Giles County Juvenile Court for children with only delinquent offenses, 50 for those with only status/unruly behavior, and 13 for children with neglect, dependent or abuse referrals during the calendar year. There were 21 referrals for children that had a delinquent AND a status/unruly referral. There were 1 referrals for children with both delinquent behavior AND a neglect, dependent or abuse allegation. There were 0 referrals for children that had both a status/unruly referral AND a neglect, dependent or abuse allegation. Also, there were 0 referrals for children that had a delinquent referral, a status/unruly referral AND a neglect, dependent or abuse allegation.

TENNESSEE COUNCIL OF JUVENILE AND FAMILY COURT JUDGES  
2008 GILES COUNTY JUVENILE COURT STATISTICAL DATA

Referrals by Type of Offense in CY 2008

Total Referrals = 698



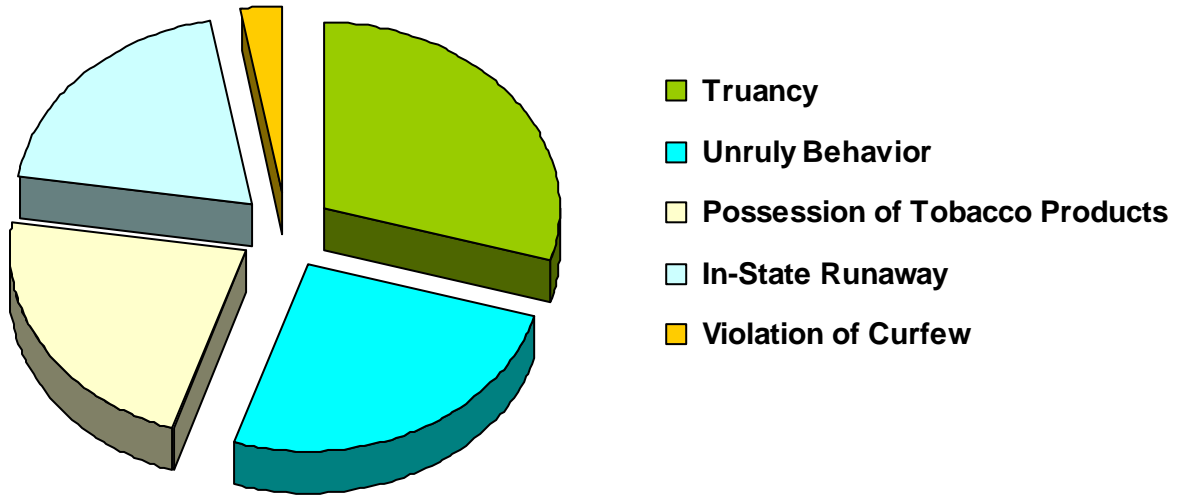
\* Parentage includes: Custody, Visitation, Paternity/Legitimation and Child Support  
\*\*Special Proceedings include: Judicial Review, Administrative Review, Foster Care Review, Request for Medical Treatment and Consent to Marry

Information from the Juvenile Court represents a total of 377 children and 561 cases that were reported to the TCJFCJ.

A Status offense is an offense committed by a child that if committed by an adult, would not be considered an offense or unlawful act. An example of this is smoking when not legally an adult.

**TENNESSEE COUNCIL OF JUVENILE AND FAMILY COURT JUDGES  
2008 GILES COUNTY JUVENILE COURT STATISTICAL DATA**

**Referrals for Status/Unruly Offenses in CY 2008  
Total Status/Unruly Referrals = 71**



<b>Referral Reason</b>	<b>Count</b>	<b>Percent</b>
Truancy	21	29.58%
Unruly Behavior	18	25.35%
Possession of Tobacco Products	16	22.54%
In-State Runaway	14	19.72%
Violation of Curfew	2	2.82%
Violation of a Valid Court Order	0	0.00%
Out-of-State Runaway	0	0.00%
<b>Total</b>	<b>71</b>	

**TENNESSEE COUNCIL OF JUVENILE AND FAMILY COURT JUDGES  
2008 GILES COUNTY JUVENILE COURT STATISTICAL DATA**

**Children\* with Delinquent Referrals by Race and Sex for CY 2008**

	White	African American	Native American	Asian	Mixed Race	Unknown Race	Total
Male	179	31	0	0	5	0	215
Female	74	17	0	0	3	0	94
Unknown Sex	0	0	0	0	0	0	
<b>Totals</b>	<b>253</b>	<b>48</b>	<b>0</b>	<b>0</b>	<b>8</b>	<b>0</b>	<b>309</b>

**Children\* with Status/Unruly Referrals by Race and Sex for CY 2008**

	White	African American	Native American	Asian	Mixed Race	Unknown Race	Total
Male	31	6	0	0	1	0	38
Female	17	2	0	0	1	0	20
Unknown Sex	0	0	0	0	0	0	
<b>Totals</b>	<b>48</b>	<b>8</b>	<b>0</b>	<b>0</b>	<b>2</b>	<b>0</b>	<b>58</b>

**Children\* with Dependency/Neglect/Abuse Allegations by Race and Sex for CY 2008**

	White	African American	Native American	Asian	Mixed Race	Unknown Race	Total
Male	7	0	0	0	0	0	7
Female	7	0	0	0	0	0	7
Unknown Sex	0	0	0	0	0	0	
<b>Totals</b>	<b>14</b>	<b>0</b>	<b>0</b>	<b>0</b>	<b>0</b>	<b>0</b>	<b>14</b>

\* A child may be counted in more than one category



**TENNESSEE COUNCIL OF JUVENILE AND FAMILY COURT JUDGES  
2008 GILES COUNTY JUVENILE COURT STATISTICAL DATA**

**Delinquent Referrals by Race and Sex for CY 2008**

	White	African American	Native American	Asian	Mixed Race	Unknown Race	Total
<b>Male</b>	352	58	0	0	8	0	<b>418</b>
<b>Female</b>	115	27	0	0	5	0	<b>147</b>
<b>Unknown Sex</b>	0	0	0	0	0	0	<b>0</b>
<b>Totals</b>	<b>467</b>	<b>85</b>	<b>0</b>	<b>0</b>	<b>13</b>	<b>0</b>	<b>565</b>

**Status/Unruly Referrals by Race and Sex for CY 2008**

	White	African American	Native American	Asian	Mixed Race	Unknown Race	Total
<b>Male</b>	35	9	0	0	1	0	<b>45</b>
<b>Female</b>	22	3	0	0	1	0	<b>26</b>
<b>Unknown Sex</b>	0	0	0	0	0	0	<b>0</b>
<b>Totals</b>	<b>57</b>	<b>12</b>	<b>0</b>	<b>0</b>	<b>2</b>	<b>0</b>	<b>71</b>

**Dependency/Neglect/Abuse Allegations by Race and Sex for CY 2008**

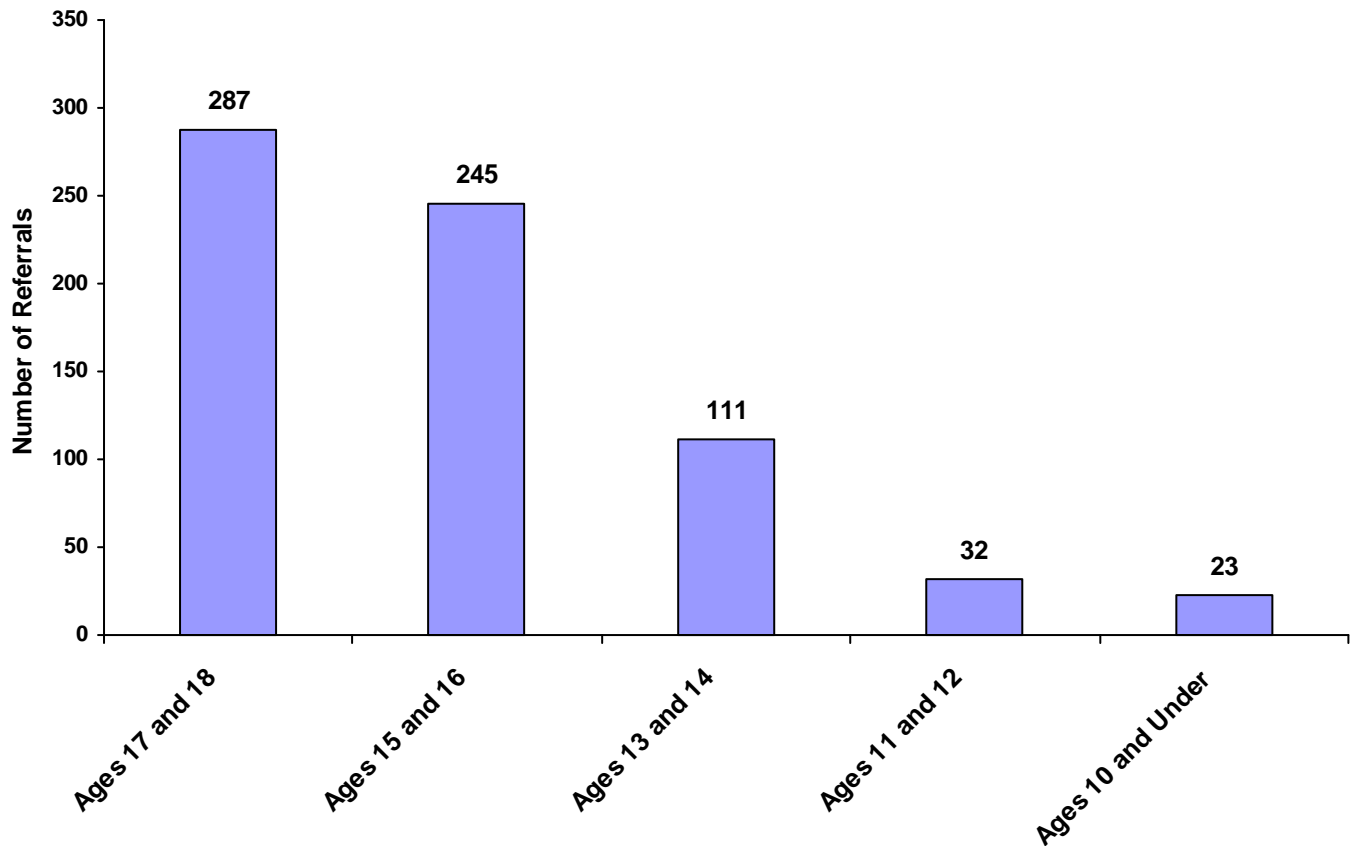
	White	African American	Native American	Asian	Mixed Race	Unknown Race	Total
<b>Male</b>	7	0	0	0	0	0	<b>7</b>
<b>Female</b>	7	0	0	0	0	0	<b>7</b>
<b>Unknown Sex</b>	0	0	0	0	0	0	<b>0</b>
<b>Totals</b>	<b>14</b>	<b>0</b>	<b>0</b>	<b>0</b>	<b>0</b>	<b>0</b>	<b>14</b>

**TENNESSEE COUNCIL OF JUVENILE AND FAMILY COURT JUDGES  
2008 GILES COUNTY JUVENILE COURT STATISTICAL DATA**

**Referrals by Age Group, Race and Sex for CY 2008**

	White Male	African American Male	Other Race Male	White Female	African American Female	Other Race Female	Unknown Race or Sex	Total	% of Total Referrals
Birth through Age 10	17	0	1	5	0	0	0	23	3.30%
Ages 11 and 12	18	5	0	9	0	0	0	32	4.58%
Ages 13 and 14	67	13	0	26	5	0	0	111	15.90%
Ages 15 and 16	141	22	5	57	14	6	0	245	35.10%
Ages 17 and 18	174	32	3	61	16	1	0	287	41.12%
Unknown Age	0	0	0	0	0	0	0	0	0.00%
<b>All Age Group Totals</b>	<b>417</b>	<b>72</b>	<b>9</b>	<b>158</b>	<b>35</b>	<b>7</b>	<b>0</b>	<b>698</b>	

**Total Referrals by Age Group**

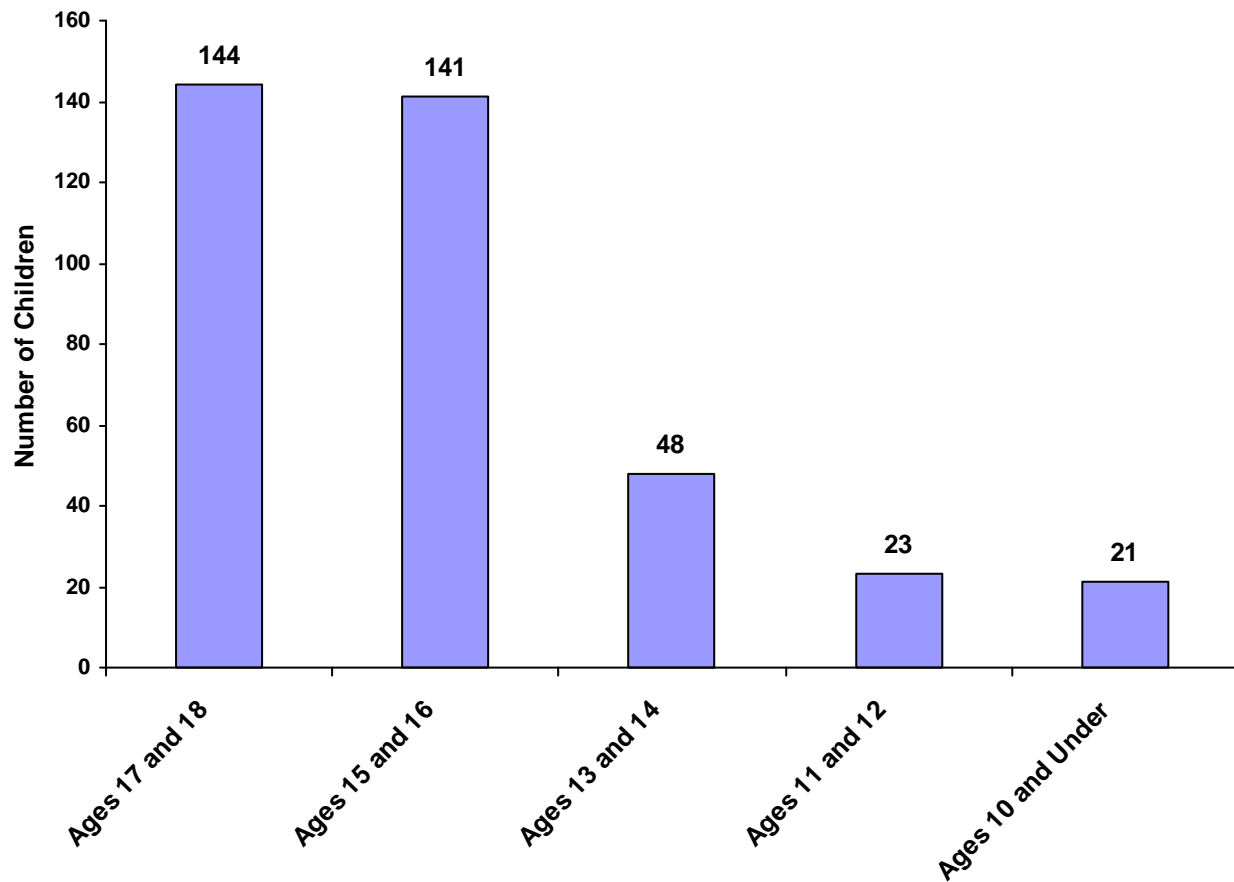


**TENNESSEE COUNCIL OF JUVENILE AND FAMILY COURT JUDGES  
2008 GILES COUNTY JUVENILE COURT STATISTICAL DATA**

**Children Referred by Age Group, Race and Sex for CY 2008**

	White Male	African American Male	Other Race Male	White Female	African American Female	Other Race Female	Unknown Race or Sex	Total	% of All Children Referred
Ages 10 and Under	15	0	1	5	0	0	0	21	5.57%
Ages 11 through 12	12	4	0	7	0	0	0	23	6.10%
Ages 13 through 14	28	4	0	12	4	0	0	48	12.73%
Ages 15 through 16	78	12	2	39	7	3	0	141	37.40%
Ages 17 through 18	78	20	2	35	8	1	0	144	38.20%
Ages 19 and Over	0	0	0	0	0	0	0	0	0.00%
<b>Total</b>	<b>211</b>	<b>40</b>	<b>5</b>	<b>98</b>	<b>19</b>	<b>4</b>	<b>0</b>	<b>377</b>	

**Total Children by Age Group**

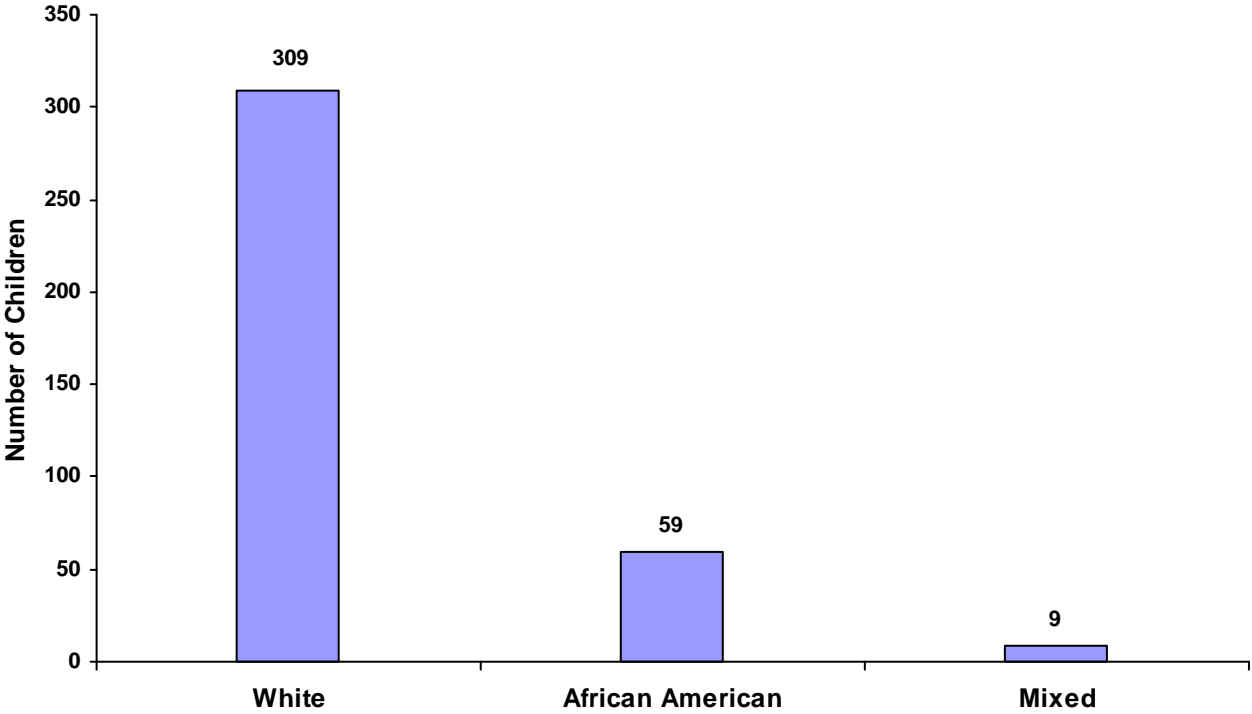


**TENNESSEE COUNCIL OF JUVENILE AND FAMILY COURT JUDGES  
2008 GILES COUNTY JUVENILE COURT STATISTICAL DATA**

**Children Referred by Race and Sex for CY 2008**

Race	Male	Female	Unknown	Total
White	211	98	0	309
African American	40	19	0	59
Native American	0	0	0	0
Asian	0	0	0	0
Mixed	5	4	0	9
Unknown	0	0	0	0
<b>Total</b>	<b>256</b>	<b>121</b>	<b>0</b>	<b>377</b>

**Total Children by Race**

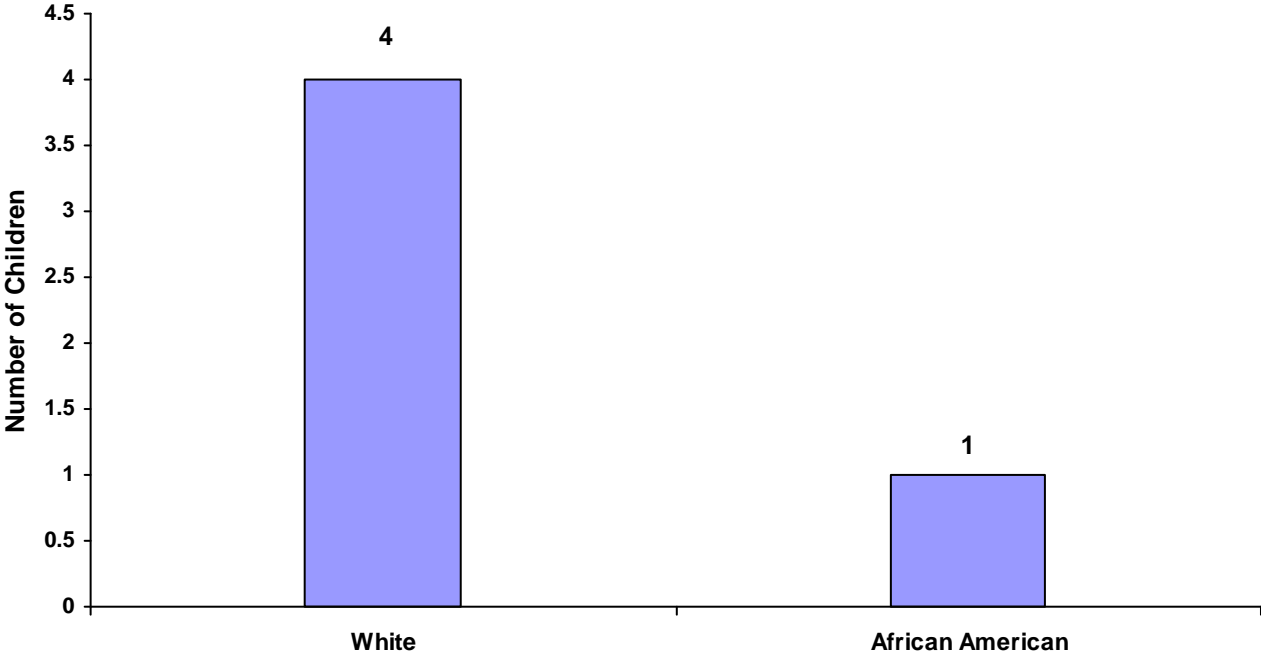


**TENNESSEE COUNCIL OF JUVENILE AND FAMILY COURT JUDGES  
2008 GILES COUNTY JUVENILE COURT STATISTICAL DATA**

**Children of Hispanic Origin by Race and Sex for CY 2008**

Race	Male	Female	Unknown	Total
White	2	2	0	4
African American	1	0	0	1
Native American	0	0	0	0
Asian	0	0	0	0
Mixed	0	0	0	0
Unknown	0	0	0	0
<b>Total</b>	<b>3</b>	<b>2</b>	<b>0</b>	<b>5</b>

**Total Children of Hispanic Origin by Race**



**TENNESSEE COUNCIL OF JUVENILE AND FAMILY COURT JUDGES  
2008 GILES COUNTY JUVENILE COURT STATISTICAL DATA**

**Referrals by Type of Offense, Age Group, Race and Sex for CY 2008**

	White Male	African American Male	Other Race Male	White Female	African American Female	Other Race Female	Unknown Race or Sex	Total
<b>Delinquent</b>								
Ages 10 and Under	5	0	1	0	0	0	0	6
Ages 11 through 12	9	4	0	4	0	0	0	17
Ages 13 through 14	56	12	0	10	5	0	0	83
Ages 15 through 16	126	16	5	45	11	4	0	207
Ages 17 through 18	156	26	2	56	11	1	0	252
Ages 19 and Over	0	0	0	0	0	0	0	0
<b>Total</b>	<b>352</b>	<b>58</b>	<b>8</b>	<b>115</b>	<b>27</b>	<b>5</b>	<b>0</b>	<b>565</b>
<b>Status</b>								
Ages 10 and Under	3	0	0	0	0	0	0	3
Ages 11 through 12	5	0	0	1	0	0	0	6
Ages 13 through 14	6	0	0	12	0	0	0	18
Ages 15 through 16	10	6	0	6	1	1	0	24
Ages 17 through 18	11	3	1	3	2	0	0	20
Ages 19 and Over	0	0	0	0	0	0	0	0
<b>Total</b>	<b>35</b>	<b>9</b>	<b>1</b>	<b>22</b>	<b>3</b>	<b>1</b>	<b>0</b>	<b>71</b>
<b>Dependency and Neglect</b>								
Ages 10 and Under	5	0	0	3	0	0	0	8
Ages 11 through 12	2	0	0	2	0	0	0	4
Ages 13 through 14	0	0	0	0	0	0	0	0
Ages 15 through 16	0	0	0	2	0	0	0	2
Ages 17 through 18	0	0	0	0	0	0	0	0
Ages 19 and Over	0	0	0	0	0	0	0	0
<b>Total</b>	<b>7</b>	<b>0</b>	<b>0</b>	<b>7</b>	<b>0</b>	<b>0</b>	<b>0</b>	<b>14</b>
<b>Other Violations</b>								
Ages 10 and Under	0	0	0	0	0	0	0	0
Ages 11 through 12	0	0	0	0	0	0	0	0
Ages 13 through 14	0	0	0	0	0	0	0	0
Ages 15 through 16	2	0	0	1	1	0	0	4
Ages 17 through 18	0	0	0	0	1	0	0	1
Ages 19 and Over	0	0	0	0	0	0	0	0
<b>Total</b>	<b>2</b>	<b>0</b>	<b>0</b>	<b>1</b>	<b>2</b>	<b>0</b>	<b>0</b>	<b>5</b>

**TENNESSEE COUNCIL OF JUVENILE AND FAMILY COURT JUDGES  
2008 GILES COUNTY JUVENILE COURT STATISTICAL DATA**

**Referrals by Type of Offense, Age Group, Race and Sex for CY 2008**

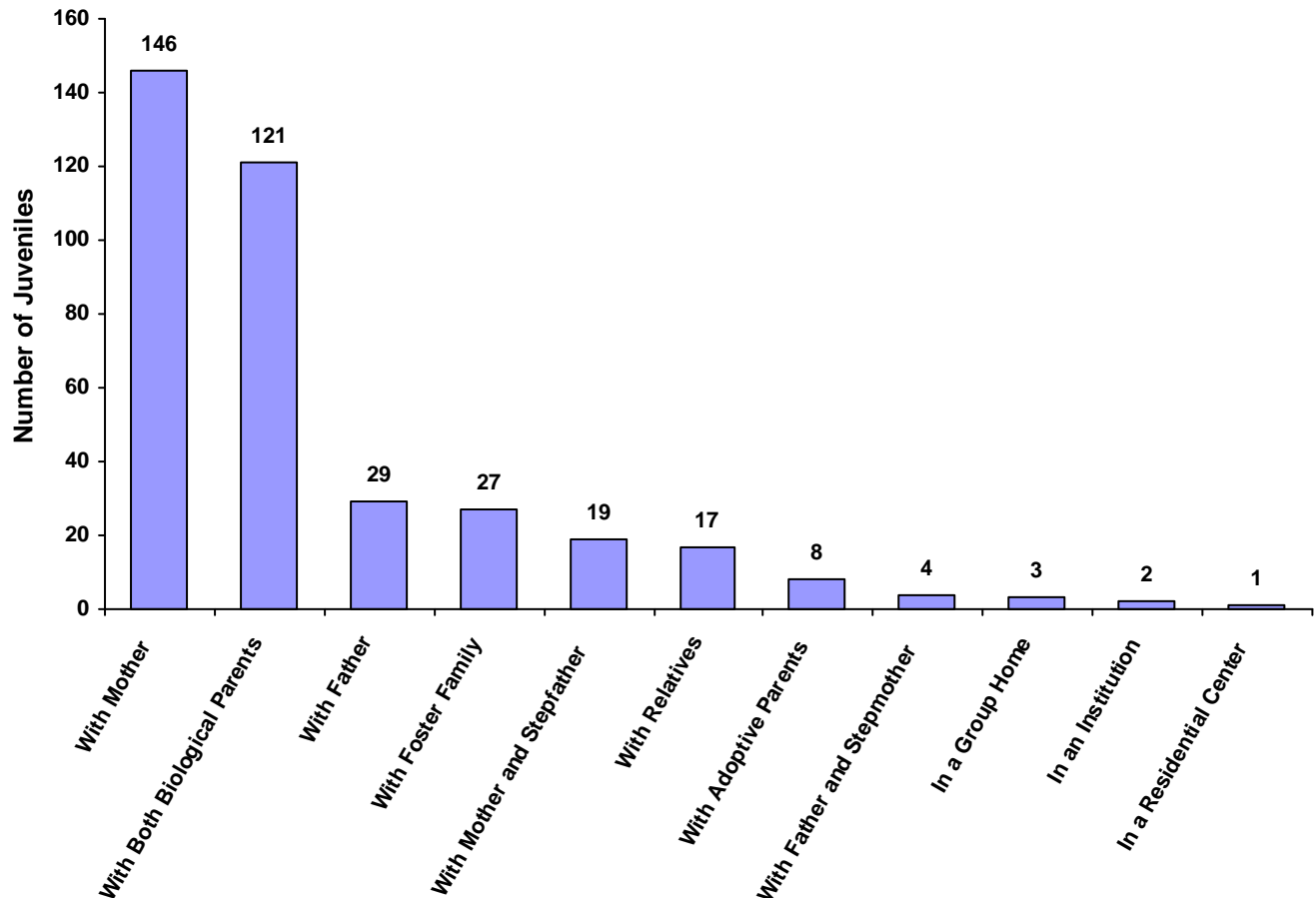
	White Male	African American Male	Other Race Male	White Female	African American Female	Other Race Female	Unknown Race or Sex	Total
<b>Special Proceedings</b>								
Ages 10 and Under	4	0	0	2	0	0	0	6
Ages 11 through 12	2	1	0	2	0	0	0	5
Ages 13 through 14	5	1	0	4	0	0	0	10
Ages 15 through 16	2	0	0	3	1	1	0	7
Ages 17 through 18	7	3	0	2	2	0	0	14
Ages 19 and Over	0	0	0	0	0	0	0	0
<b>Total</b>	<b>20</b>	<b>5</b>	<b>0</b>	<b>13</b>	<b>3</b>	<b>1</b>	<b>0</b>	<b>42</b>
<b>Other</b>								
Ages 10 and Under	0	0	0	0	0	0	0	0
Ages 11 through 12	0	0	0	0	0	0	0	0
Ages 13 through 14	0	0	0	0	0	0	0	0
Ages 15 through 16	1	0	0	0	0	0	0	1
Ages 17 through 18	0	0	0	0	0	0	0	0
Ages 19 and Over	0	0	0	0	0	0	0	0
<b>Total</b>	<b>1</b>	<b>0</b>	<b>0</b>	<b>0</b>	<b>0</b>	<b>0</b>	<b>0</b>	<b>1</b>
<b>Grand Total</b>	<b>417</b>	<b>72</b>	<b>9</b>	<b>158</b>	<b>35</b>	<b>7</b>	<b>0</b>	<b>698</b>

**TENNESSEE COUNCIL OF JUVENILE AND FAMILY COURT JUDGES  
2008 GILES COUNTY JUVENILE COURT STATISTICAL DATA**

**Living Arrangement of Juveniles by Race and Sex for CY 2008**

	White Male	African American Male	Other Race Male	White Female	African American Female	Other Race Female	Unknown Race or Sex	Total	% of All Children Referred
With Both Biological Parents	78	5	2	34	1	1	0	121	32.10%
With Father and Stepmother	4	0	0	0	0	0	0	4	1.06%
With Mother and Stepfather	10	0	1	8	0	0	0	19	5.04%
With Mother	72	21	1	35	15	2	0	146	38.73%
With Father	22	2	0	4	1	0	0	29	7.69%
With Relatives	5	4	1	6	1	0	0	17	4.51%
With Adoptive Parents	7	1	0	0	0	0	0	8	2.12%
With Foster Family	12	3	0	11	0	1	0	27	7.16%
In a Group Home	0	2	0	0	1	0	0	3	0.80%
In a Residential Center	1	0	0	0	0	0	0	1	0.27%
In an Institution	0	2	0	0	0	0	0	2	0.53%
Independent	0	0	0	0	0	0	0	0	0.00%
Unknown	0	0	0	0	0	0	0	0	0.00%
Other	0	0	0	0	0	0	0	0	0.00%
<b>Totals</b>	<b>211</b>	<b>40</b>	<b>5</b>	<b>98</b>	<b>19</b>	<b>4</b>	<b>0</b>	<b>377</b>	

**Living Arrangement of Juveniles**





**TENNESSEE COUNCIL OF JUVENILE AND FAMILY COURT JUDGES  
2008 GILES COUNTY JUVENILE COURT STATISTICAL DATA**

**Last Grade Completed by Children by Race and Sex for CY 2008**

	White Male	African American Male	Other Race Male	White Female	African American Female	Other Race Female	Unknown Race or Sex	Total	% of All Children Referred
Too Young for School	0	0	0	1	0	0	0	1	0.27%
Preschool	1	0	0	0	0	0	0	1	0.27%
Kindergarten	3	0	0	1	0	0	0	4	1.06%
1st Grade	3	0	0	3	0	0	0	6	1.59%
2nd Grade	0	0	0	0	0	0	0	0	0.00%
3rd Grade	5	0	1	0	0	0	0	6	1.59%
4th Grade	3	1	0	1	0	0	0	5	1.33%
5th Grade	9	2	0	3	0	0	0	14	3.71%
6th Grade	8	1	0	7	0	0	0	16	4.24%
7th Grade	13	1	1	5	0	0	0	20	5.31%
8th Grade	29	5	0	12	3	0	0	49	13.00%
9th Grade	29	8	1	13	4	3	0	58	15.38%
10th Grade	53	10	0	28	7	1	0	99	26.26%
11th Grade	49	10	2	21	5	0	0	87	23.08%
12th Grade	0	0	0	0	0	0	0	0	0.00%
Non-Graded Special Ed	0	0	0	0	0	0	0	0	0.00%
GED	3	1	0	0	0	0	0	4	1.06%
Graduated	2	1	0	3	0	0	0	6	1.59%
Never Attended School	0	0	0	0	0	0	0	0	0.00%
Unknown	1	0	0	0	0	0	0	1	0.27%
Other	0	0	0	0	0	0	0	0	0.00%
<b>Totals</b>	<b>211</b>	<b>40</b>	<b>5</b>	<b>98</b>	<b>19</b>	<b>4</b>	<b>0</b>	<b>377</b>	

**Children Enrolled in School**

	Children	% of All Children
Enrolled	353	93.63%
Not Enrolled	24	6.37%
Unknown		
	<b>377</b>	

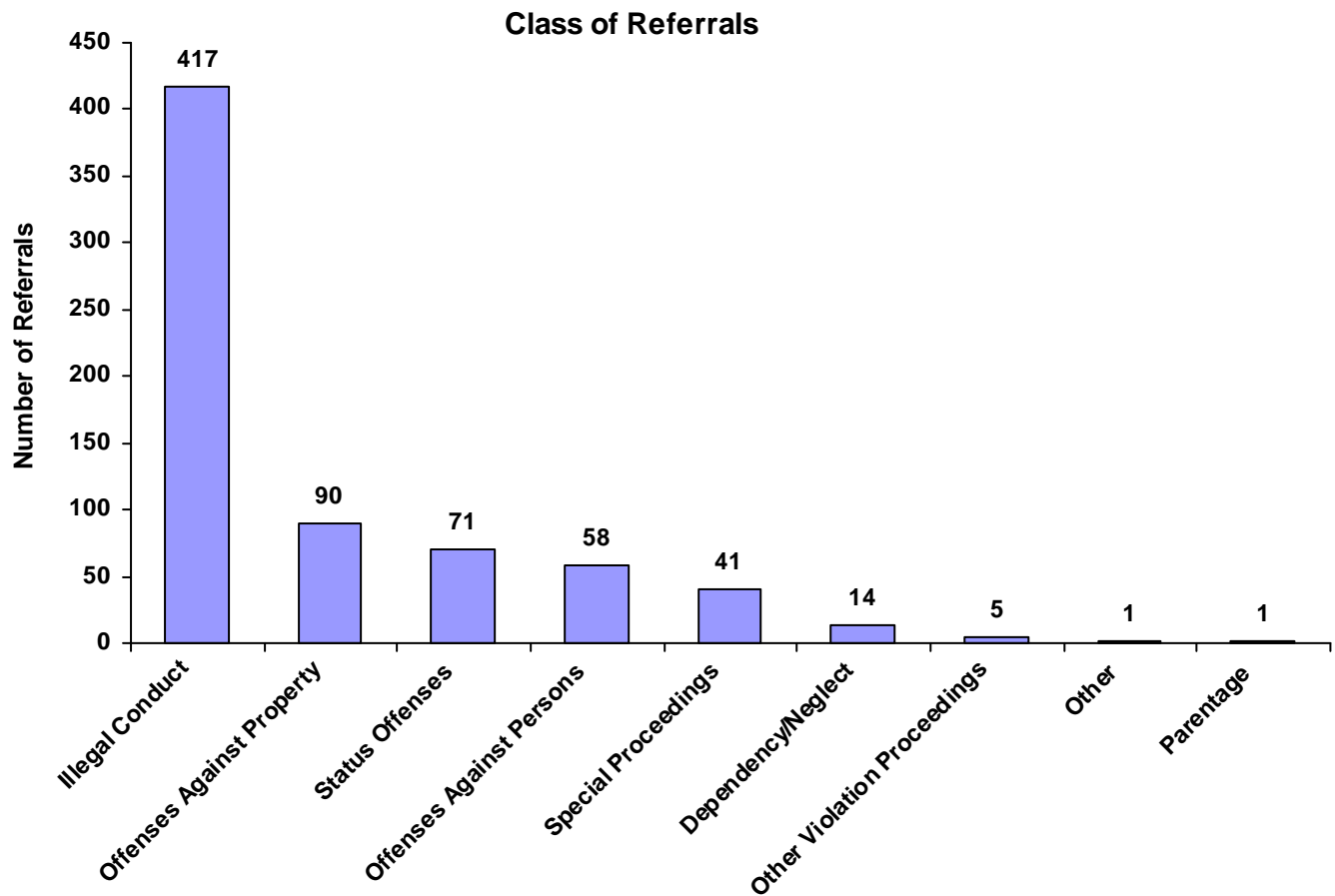
**Children Enrolled in Special Education**

	Children	% of All Children
Enrolled	16	4.24%
Not Enrolled	361	95.76%
Unknown	0	0.00%
	<b>377</b>	

**TENNESSEE COUNCIL OF JUVENILE AND FAMILY COURT JUDGES  
2008 GILES COUNTY JUVENILE COURT STATISTICAL DATA**

**Class of Referrals by Race and Sex for CY 2008**

	White Male	African American Male	Other Race Male	White Female	African American Female	Other Race Female	Unknown Race or Sex	Total	% of Total Referrals
Offenses Against Persons	41	5	0	4	8	0	0	58	8.31%
Offenses Against Property	61	6	0	19	2	2	0	90	12.89%
Illegal Conduct	250	47	8	92	17	3	0	417	59.74%
Status Offenses	35	9	1	22	3	1	0	71	10.17%
Dependency/Neglect	7	0	0	7	0	0	0	14	2.01%
Other Violation Proceedings	2	0	0	1	2	0	0	5	0.72%
Parentage	0	0	0	1	0	0	0	1	0.14%
Special Proceedings	20	5	0	12	3	1	0	41	5.87%
Other	1	0	0	0	0	0	0	1	0.14%
<b>Totals</b>	<b>417</b>	<b>72</b>	<b>9</b>	<b>158</b>	<b>35</b>	<b>7</b>	<b>0</b>	<b>698</b>	



**TENNESSEE COUNCIL OF JUVENILE AND FAMILY COURT JUDGES  
2008 GILES COUNTY JUVENILE COURT STATISTICAL DATA**

**Referrals by Class and Type Of Offense by Race and Sex for CY 2008**

	<b>White Male</b>	<b>African American Male</b>	<b>Other Race Male</b>	<b>White Female</b>	<b>African American Female</b>	<b>Other Race Female</b>	<b>Unknown Race or Sex</b>	<b>Total</b>
<b><u>Offenses Against Persons</u></b>								
Assault	34	4	0	4	8	0	0	<b>50</b>
Aggravated Assault	3	0	0	0	0	0	0	<b>3</b>
Reckless Endangerment	2	1	0	0	0	0	0	<b>3</b>
Aggravated Sexual Battery	1	0	0	0	0	0	0	<b>1</b>
Other Sexual Offenses	1	0	0	0	0	0	0	<b>1</b>
Criminal Homicide	0	0	0	0	0	0	0	<b>0</b>
1st Degree Murder	0	0	0	0	0	0	0	<b>0</b>
2nd Degree Murder	0	0	0	0	0	0	0	<b>0</b>
Aggravated Rape	0	0	0	0	0	0	0	<b>0</b>
Rape of a Child	0	0	0	0	0	0	0	<b>0</b>
Aggravated Vehicular Homicide	0	0	0	0	0	0	0	<b>0</b>
Esp. Aggravated Robbery	0	0	0	0	0	0	0	<b>0</b>
Esp. Aggravated Kidnapping	0	0	0	0	0	0	0	<b>0</b>
Aggravated Robbery	0	0	0	0	0	0	0	<b>0</b>
Aggravated Kidnapping	0	0	0	0	0	0	0	<b>0</b>
Aggravated Child Abuse / Neglect	0	0	0	0	0	0	0	<b>0</b>
Rape	0	0	0	0	0	0	0	<b>0</b>
Voluntary Manslaughter	0	0	0	0	0	0	0	<b>0</b>
Vehicular Homicide	0	0	0	0	0	0	0	<b>0</b>
Sexual Abuse of a Child	0	0	0	0	0	0	0	<b>0</b>
Robbery	0	0	0	0	0	0	0	<b>0</b>
Criminally Negligent Homicide	0	0	0	0	0	0	0	<b>0</b>
Attempted Crime Against a Person	0	0	0	0	0	0	0	<b>0</b>
<b>Totals</b>	<b>41</b>	<b>5</b>	<b>0</b>	<b>4</b>	<b>8</b>	<b>0</b>	<b>0</b>	<b>58</b>
<b><u>Offenses Against Property</u></b>								
Theft of Property	21	5	0	7	1	2	0	<b>36</b>
Vandalism	18	0	0	6	1	0	0	<b>25</b>
Burglary	18	0	0	5	0	0	0	<b>23</b>
Arson	4	0	0	0	0	0	0	<b>4</b>
Aggravated Burglary	0	1	0	1	0	0	0	<b>2</b>
Aggravated Arson	0	0	0	0	0	0	0	<b>0</b>
Forgery	0	0	0	0	0	0	0	<b>0</b>
Worthless Checks	0	0	0	0	0	0	0	<b>0</b>
Illegal Poss/Use of Credit/Debit Cards	0	0	0	0	0	0	0	<b>0</b>
Unauthorized Use of a Vehicle	0	0	0	0	0	0	0	<b>0</b>
Cruelty to Animals	0	0	0	0	0	0	0	<b>0</b>
<b>Totals</b>	<b>61</b>	<b>6</b>	<b>0</b>	<b>19</b>	<b>2</b>	<b>2</b>	<b>0</b>	<b>90</b>

**TENNESSEE COUNCIL OF JUVENILE AND FAMILY COURT JUDGES  
2008 GILES COUNTY JUVENILE COURT STATISTICAL DATA**

**Referrals by Class and Type Of Offense by Race and Sex for CY 2008**

	White Male	African American Male	Other Race Male	White Female	African American Female	Other Race Female	Unknown Race or Sex	Total
<b><u>Illegal Conduct</u></b>								
Traffic	127	14	0	44	10	1	0	196
Disorderly Conduct	26	14	2	18	4	1	0	65
Violation of Probation	34	5	3	3	2	0	0	47
Possession of Controlled Substances	19	4	1	8	0	0	0	32
Possession/Consumption of Alcohol	21	0	1	7	0	0	0	29
Other Drug Offenses	6	0	0	6	0	0	0	12
Criminal Trespass	0	4	0	2	1	0	0	7
Sale of Controlled Substances	3	0	0	2	0	0	0	5
Public Intoxication	1	1	0	2	0	1	0	5
Resist Stop/Frisk/Halt/Arrest/Search	2	1	1	0	0	0	0	4
Local Ordinances	1	2	0	0	0	0	0	3
Carrying Weapons on School Property	2	0	0	0	0	0	0	2
Unlawful Carrying / Poss of a Weapon	1	1	0	0	0	0	0	2
Harassment	2	0	0	0	0	0	0	2
Filing a False Police Report	1	1	0	0	0	0	0	2
Criminal Attempt	1	0	0	0	0	0	0	1
Escape	1	0	0	0	0	0	0	1
Violation of Wildlife Regulations	1	0	0	0	0	0	0	1
Violation of Aftercare	1	0	0	0	0	0	0	1
Evading Arrest	0	0	0	0	0	0	0	0
Driving Under Influence (DUI)	0	0	0	0	0	0	0	0
Aggravated Criminal Trespass	0	0	0	0	0	0	0	0
Failure to Appear	0	0	0	0	0	0	0	0
Criminal Impersonation	0	0	0	0	0	0	0	0
Gambling	0	0	0	0	0	0	0	0
Contempt of Court	0	0	0	0	0	0	0	0
<b>Totals</b>	<b>250</b>	<b>47</b>	<b>8</b>	<b>92</b>	<b>17</b>	<b>3</b>	<b>0</b>	<b>417</b>
<b><u>Status Offenses</u></b>								
Truancy	14	0	0	5	2	0	0	21
Unruly Behavior	6	1	1	10	0	0	0	18
Possession of Tobacco Products	10	0	0	6	0	0	0	16
In-State Runaway	3	8	0	1	1	1	0	14
Violation of Curfew	2	0	0	0	0	0	0	2
Out-of-State Runaway	0	0	0	0	0	0	0	0
Violation of a Valid Court Order	0	0	0	0	0	0	0	0
<b>Totals</b>	<b>35</b>	<b>9</b>	<b>1</b>	<b>22</b>	<b>3</b>	<b>1</b>	<b>0</b>	<b>71</b>
<b><u>Dependency/Neglect</u></b>								
Dependency / Neglect	7	0	0	7	0	0	0	14
Sexually Abused Child	0	0	0	0	0	0	0	0
Physically Abused Child	0	0	0	0	0	0	0	0
Termination of Parental Rights	0	0	0	0	0	0	0	0
<b>Totals</b>	<b>7</b>	<b>0</b>	<b>0</b>	<b>7</b>	<b>0</b>	<b>0</b>	<b>0</b>	<b>14</b>

**TENNESSEE COUNCIL OF JUVENILE AND FAMILY COURT JUDGES  
2008 GILES COUNTY JUVENILE COURT STATISTICAL DATA**

**Referrals by Class and Type Of Offense by Race and Sex for CY 2008**

	White Male	African American Male	Other Race Male	White Female	African American Female	Other Race Female	Unknown Race or Sex	Total
<b><u>Other Violation Proceedings</u></b>								
Violation of Informal Adjustment	2	0	0	1	2	0	0	5
Violation of Pretrial Diversion	0	0	0	0	0	0	0	0
<b>Totals</b>	<b>2</b>	<b>0</b>	<b>0</b>	<b>1</b>	<b>2</b>	<b>0</b>	<b>0</b>	<b>5</b>
<b><u>Parentage</u></b>								
Visitation	0	0	0	1	0	0	0	1
Custody	0	0	0	0	0	0	0	0
Paternity / Legitimation	0	0	0	0	0	0	0	0
Child Support	0	0	0	0	0	0	0	0
<b>Totals</b>	<b>0</b>	<b>0</b>	<b>0</b>	<b>1</b>	<b>0</b>	<b>0</b>	<b>0</b>	<b>1</b>
<b><u>Special Proceedings</u></b>								
Foster Care Review	16	5	0	10	3	1	0	35
Judicial Review	4	0	0	2	0	0	0	6
Administrative Review	0	0	0	0	0	0	0	0
Request for Medical Treatment	0	0	0	0	0	0	0	0
Consent to Marry	0	0	0	0	0	0	0	0
<b>Totals</b>	<b>20</b>	<b>5</b>	<b>0</b>	<b>12</b>	<b>3</b>	<b>1</b>	<b>0</b>	<b>41</b>
<b><u>Other</u></b>								
Other	1	0	0	0	0	0	0	1
<b>Totals</b>	<b>1</b>	<b>0</b>	<b>0</b>	<b>0</b>	<b>0</b>	<b>0</b>	<b>0</b>	<b>1</b>
<b>All Referral Totals</b>	<b>417</b>	<b>72</b>	<b>9</b>	<b>158</b>	<b>35</b>	<b>7</b>	<b>0</b>	<b>698</b>

**TENNESSEE COUNCIL OF JUVENILE AND FAMILY COURT JUDGES  
2008 GILES COUNTY JUVENILE COURT STATISTICAL DATA**

**Referral Reasons by Type of Offense, Race and Sex for CY 2008**

	White Male	African American Male	Other Race Male	White Female	African American Female	Other Race Female	Unknown Race or Sex	Total
<b>Delinquent</b>								
Traffic	127	14	0	44	10	1	0	196
Disorderly Conduct	26	14	2	18	4	1	0	65
Assault	34	4	0	4	8	0	0	50
Violation of Probation	34	5	3	3	2	0	0	47
Theft of Property	21	5	0	7	1	2	0	36
Possession of Controlled Substances	19	4	1	8	0	0	0	32
Possession/Consumption of Alcohol	21	0	1	7	0	0	0	29
Vandalism	18	0	0	6	1	0	0	25
Burglary	18	0	0	5	0	0	0	23
Other Drug Offenses	6	0	0	6	0	0	0	12
Criminal Trespass	0	4	0	2	1	0	0	7
Sale of Controlled Substances	3	0	0	2	0	0	0	5
Public Intoxication	1	1	0	2	0	1	0	5
Arson	4	0	0	0	0	0	0	4
Resist Stop/Frisk/Halt/Arrest/Search	2	1	1	0	0	0	0	4
Aggravated Assault	3	0	0	0	0	0	0	3
Reckless Endangerment	2	1	0	0	0	0	0	3
Local Ordinances	1	2	0	0	0	0	0	3
Aggravated Burglary	0	1	0	1	0	0	0	2
Carrying Weapons on School Property	2	0	0	0	0	0	0	2
Unlawful Carrying / Poss of a Weapon	1	1	0	0	0	0	0	2
Harassment	2	0	0	0	0	0	0	2
Filing a False Police Report	1	1	0	0	0	0	0	2
Aggravated Sexual Battery	1	0	0	0	0	0	0	1
Other Sexual Offenses	1	0	0	0	0	0	0	1
Criminal Attempt	1	0	0	0	0	0	0	1
Escape	1	0	0	0	0	0	0	1
Violation of Wildlife Regulations	1	0	0	0	0	0	0	1
Violation of Aftercare	1	0	0	0	0	0	0	1
Criminal Homicide	0	0	0	0	0	0	0	0
1st Degree Murder	0	0	0	0	0	0	0	0
2nd Degree Murder	0	0	0	0	0	0	0	0
Aggravated Rape	0	0	0	0	0	0	0	0
Rape of a Child	0	0	0	0	0	0	0	0
Aggravated Vehicular Homicide	0	0	0	0	0	0	0	0
Esp. Aggravated Robbery	0	0	0	0	0	0	0	0
Esp. Aggravated Kidnapping	0	0	0	0	0	0	0	0
Aggravated Robbery	0	0	0	0	0	0	0	0
Aggravated Kidnapping	0	0	0	0	0	0	0	0
Aggravated Child Abuse / Neglect	0	0	0	0	0	0	0	0
Rape	0	0	0	0	0	0	0	0
Voluntary Manslaughter	0	0	0	0	0	0	0	0
Vehicular Homicide	0	0	0	0	0	0	0	0
Sexual Abuse of a Child	0	0	0	0	0	0	0	0
Robbery	0	0	0	0	0	0	0	0
Criminally Negligent Homicide	0	0	0	0	0	0	0	0
Attempted Crime Against a Person	0	0	0	0	0	0	0	0
Aggravated Arson	0	0	0	0	0	0	0	0
Forgery	0	0	0	0	0	0	0	0
Worthless Checks	0	0	0	0	0	0	0	0
Illegal Poss/Use of Credit/Debit Cards	0	0	0	0	0	0	0	0
Unauthorized Use of a Vehicle	0	0	0	0	0	0	0	0

**TENNESSEE COUNCIL OF JUVENILE AND FAMILY COURT JUDGES  
2008 GILES COUNTY JUVENILE COURT STATISTICAL DATA**

**Referral Reasons by Type of Offense, Race and Sex for CY 2008**

	White Male	African American Male	Other Race Male	White Female	African American Female	Other Race Female	Unknown Race or Sex	Total
<b><u>Delinquent</u></b>								
Cruelty to Animals	0	0	0	0	0	0	0	0
Evading Arrest	0	0	0	0	0	0	0	0
Driving Under Influence (DUI)	0	0	0	0	0	0	0	0
Aggravated Criminal Trespass	0	0	0	0	0	0	0	0
Failure to Appear	0	0	0	0	0	0	0	0
Criminal Impersonation	0	0	0	0	0	0	0	0
Gambling	0	0	0	0	0	0	0	0
Contempt of Court	0	0	0	0	0	0	0	0
<b>Totals</b>	<b>352</b>	<b>58</b>	<b>8</b>	<b>115</b>	<b>27</b>	<b>5</b>	<b>0</b>	<b>565</b>
<b><u>Status</u></b>								
Truancy	14	0	0	5	2	0	0	21
Unruly Behavior	6	1	1	10	0	0	0	18
Possession of Tobacco Products	10	0	0	6	0	0	0	16
In-State Runaway	3	8	0	1	1	1	0	14
Violation of Curfew	2	0	0	0	0	0	0	2
Out-of-State Runaway	0	0	0	0	0	0	0	0
Violation of a Valid Court Order	0	0	0	0	0	0	0	0
<b>Totals</b>	<b>35</b>	<b>9</b>	<b>1</b>	<b>22</b>	<b>3</b>	<b>1</b>	<b>0</b>	<b>71</b>
<b><u>Dependency and Neglect</u></b>								
Dependency / Neglect	7	0	0	7	0	0	0	14
Sexually Abused Child	0	0	0	0	0	0	0	0
Physically Abused Child	0	0	0	0	0	0	0	0
Termination of Parental Rights	0	0	0	0	0	0	0	0
<b>Totals</b>	<b>7</b>	<b>0</b>	<b>0</b>	<b>7</b>	<b>0</b>	<b>0</b>	<b>0</b>	<b>14</b>
<b><u>Other Violations</u></b>								
Violation of Informal Adjustment	2	0	0	1	2	0	0	5
Violation of Pretrial Diversion	0	0	0	0	0	0	0	0
<b>Totals</b>	<b>2</b>	<b>0</b>	<b>0</b>	<b>1</b>	<b>2</b>	<b>0</b>	<b>0</b>	<b>5</b>
<b><u>Special Proceedings</u></b>								
Foster Care Review	16	5	0	10	3	1	0	35
Judicial Review	4	0	0	2	0	0	0	6
Visitation	0	0	0	1	0	0	0	1
Administrative Review	0	0	0	0	0	0	0	0
Custody	0	0	0	0	0	0	0	0
Paternity / Legitimation	0	0	0	0	0	0	0	0
Child Support	0	0	0	0	0	0	0	0
Request for Medical Treatment	0	0	0	0	0	0	0	0
Consent to Marry	0	0	0	0	0	0	0	0
<b>Totals</b>	<b>20</b>	<b>5</b>	<b>0</b>	<b>13</b>	<b>3</b>	<b>1</b>	<b>0</b>	<b>42</b>
<b><u>Other</u></b>								
Other	1	0	0	0	0	0	0	1
<b>Totals</b>	<b>1</b>	<b>0</b>	<b>0</b>	<b>0</b>	<b>0</b>	<b>0</b>	<b>0</b>	<b>1</b>
<b>All Referral Totals</b>	<b>417</b>	<b>72</b>	<b>9</b>	<b>158</b>	<b>35</b>	<b>7</b>	<b>0</b>	<b>698</b>

**TENNESSEE COUNCIL OF JUVENILE AND FAMILY COURT JUDGES  
2008 GILES COUNTY JUVENILE COURT STATISTICAL DATA**

**Top 4 Referral Reasons by Race and Sex for CY 2008**

<b>Sex</b>	<b>Race</b>	<b>Referral Reason</b>	<b>Total</b>
<b>Male</b>			
	White	1. Traffic	<b>127</b>
		2. Violation of Probation	<b>34</b>
		3. Assault	<b>34</b>
		4. Disorderly Conduct	<b>26</b>
	African American	1. Traffic	<b>14</b>
		2. Disorderly Conduct	<b>14</b>
		3. In-State Runaway	<b>8</b>
		4. Foster Care Review	<b>5</b>
	Other Race	1. Violation of Probation	<b>3</b>
		2. Disorderly Conduct	<b>2</b>
		3. Unruly Behavior	<b>1</b>
		4. Possession/Consumption of Alcohol	<b>1</b>
<b>Female</b>			
	White	1. Traffic	<b>44</b>
		2. Disorderly Conduct	<b>18</b>
		3. Foster Care Review	<b>10</b>
		4. Unruly Behavior	<b>10</b>
	African American	1. Traffic	<b>10</b>
		2. Assault	<b>8</b>
		3. Disorderly Conduct	<b>4</b>
		4. Foster Care Review	<b>3</b>
	Other Race	1. Theft of Property	<b>2</b>
		2. Traffic	<b>1</b>
		3. Disorderly Conduct	<b>1</b>
		4. Foster Care Review	<b>1</b>



**TENNESSEE COUNCIL OF JUVENILE AND FAMILY COURT JUDGES  
2008 GILES COUNTY JUVENILE COURT STATISTICAL DATA**

**Top 4 Referral Reasons by Race and Sex and by Type of Offense for CY 2008**

<b>Sex</b>	<b>Race</b>	<b>Referral Type</b>	<b>Referral Reason</b>	<b>Total</b>
Male	White	Delinquent	1. Traffic	<b>127</b>
			2. Violation of Probation	<b>34</b>
			3. Assault	<b>34</b>
			4. Disorderly Conduct	<b>26</b>
		Status	1. Truancy	<b>14</b>
			2. Possession of Tobacco Products	<b>10</b>
			3. Unruly Behavior	<b>6</b>
		Dependency and Neglect	4. In-State Runaway	<b>3</b>
			1. Dependency / Neglect	<b>7</b>
		Other Violations	1. Violation of Informal Adjustment	<b>2</b>
		Special Proceedings	1. Foster Care Review	<b>16</b>
			2. Judicial Review	<b>4</b>
		Other	1. Other	<b>1</b>
Male	African American	Delinquent	1. Disorderly Conduct	<b>14</b>
			2. Traffic	<b>14</b>
			3. Violation of Probation	<b>5</b>
			4. Theft of Property	<b>5</b>
		Status	1. In-State Runaway	<b>8</b>
			2. Unruly Behavior	<b>1</b>
		Special Proceedings	1. Foster Care Review	<b>5</b>
Male	Other Race	Delinquent	1. Violation of Probation	<b>3</b>
			2. Disorderly Conduct	<b>2</b>
			3. Possession of Controlled Substances	<b>1</b>
			4. Possession/Consumption of Alcohol	<b>1</b>
		Status	1. Unruly Behavior	<b>1</b>

**TENNESSEE COUNCIL OF JUVENILE AND FAMILY COURT JUDGES  
2008 GILES COUNTY JUVENILE COURT STATISTICAL DATA**

**Top 4 Referral Reasons by Race and Sex and by Type of Offense for CY 2008**

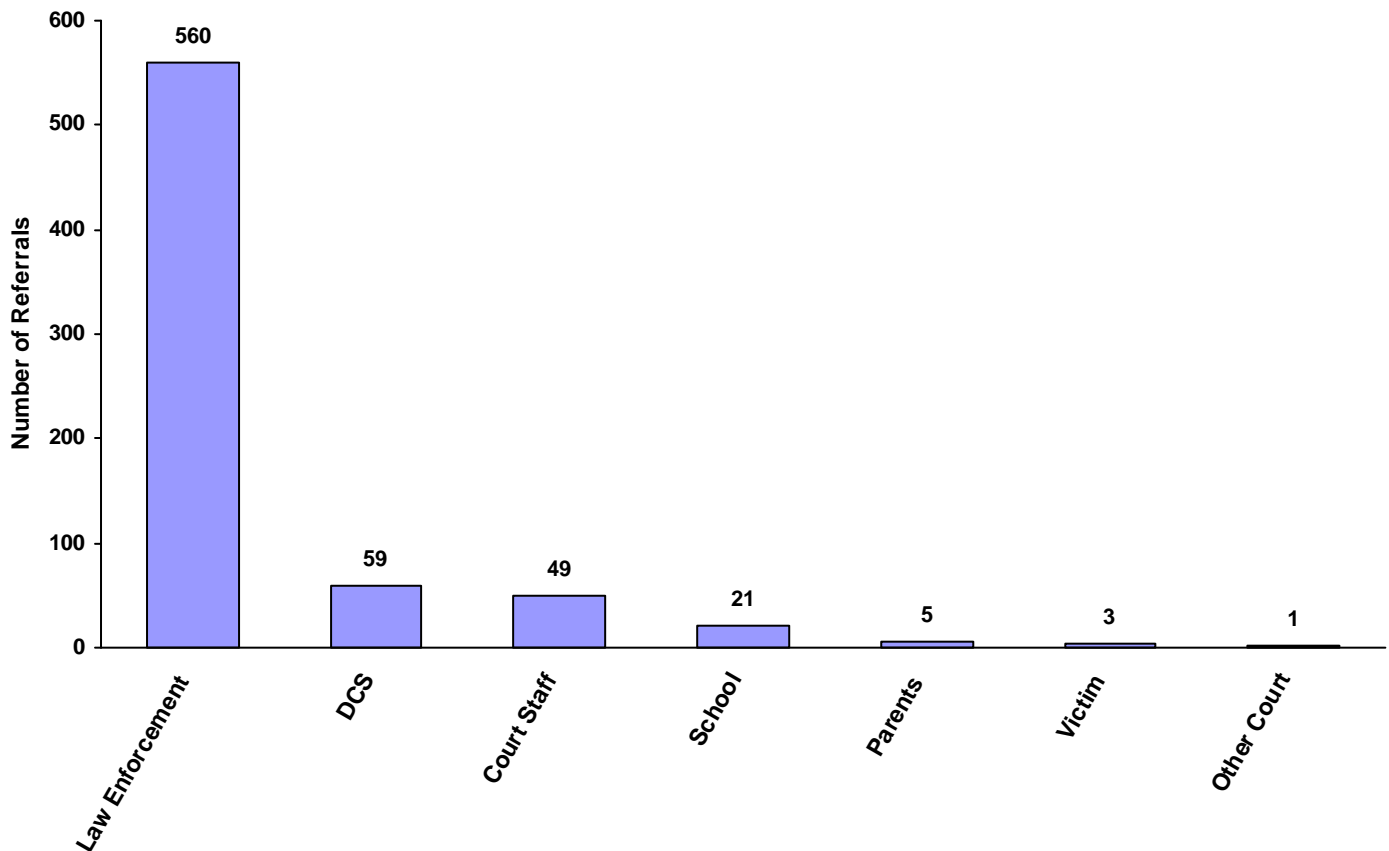
<b>Sex</b>	<b>Race</b>	<b>Referral Type</b>	<b>Referral Reason</b>	<b>Total</b>
Female	White	Delinquent	1. Traffic	<b>44</b>
			2. Disorderly Conduct	<b>18</b>
			3. Possession of Controlled Substances	<b>8</b>
			4. Theft of Property	<b>7</b>
		Status	1. Unruly Behavior	<b>10</b>
			2. Possession of Tobacco Products	<b>6</b>
			3. Truancy	<b>5</b>
			4. In-State Runaway	<b>1</b>
		Dependency and Neglect	1. Dependency / Neglect	<b>7</b>
		Other Violations	1. Violation of Informal Adjustment	<b>1</b>
		Special Proceedings	1. Foster Care Review	<b>10</b>
			2. Judicial Review	<b>2</b>
			3. Visitation	<b>1</b>
Female	African American	Delinquent	1. Traffic	<b>10</b>
			2. Assault	<b>8</b>
			3. Disorderly Conduct	<b>4</b>
			4. Violation of Probation	<b>2</b>
		Status	1. Truancy	<b>2</b>
			2. In-State Runaway	<b>1</b>
		Other Violations	1. Violation of Informal Adjustment	<b>2</b>
		Special Proceedings	1. Foster Care Review	<b>3</b>
Female	Other Race	Delinquent	1. Theft of Property	<b>2</b>
			2. Disorderly Conduct	<b>1</b>
			3. Public Intoxication	<b>1</b>
			4. Traffic	<b>1</b>
		Status	1. In-State Runaway	<b>1</b>
		Special Proceedings	1. Foster Care Review	<b>1</b>

**TENNESSEE COUNCIL OF JUVENILE AND FAMILY COURT JUDGES  
2008 GILES COUNTY JUVENILE COURT STATISTICAL DATA**

**Source of Referrals by Race and Sex for CY 2008**

	White Male	African American Male	Other Race Male	White Female	African American Female	Other Race Female	Unknown Race or Sex	Total	% of Total Referrals
Law Enforcement	339	56	6	129	24	6	0	560	80.23%
Parents	1	2	0	1	1	0	0	5	0.72%
Relatives	0	0	0	0	0	0	0	0	0.00%
Self	0	0	0	0	0	0	0	0	0.00%
School	15	0	0	4	2	0	0	21	3.01%
CSA	0	0	0	0	0	0	0	0	0.00%
DCS	27	9	0	19	3	1	0	59	8.45%
Other State Department	0	0	0	0	0	0	0	0	0.00%
District Attorney's Office	0	0	0	0	0	0	0	0	0.00%
Court Staff	32	5	3	5	4	0	0	49	7.02%
Social Agency	0	0	0	0	0	0	0	0	0.00%
Other Court	1	0	0	0	0	0	0	1	0.14%
Victim	2	0	0	0	1	0	0	3	0.43%
Child & Parent	0	0	0	0	0	0	0	0	0.00%
Hospital	0	0	0	0	0	0	0	0	0.00%
Unknown	0	0	0	0	0	0	0	0	0.00%
Other	0	0	0	0	0	0	0	0	0.00%
<b>Totals</b>	<b>417</b>	<b>72</b>	<b>9</b>	<b>158</b>	<b>35</b>	<b>7</b>	<b>0</b>	<b>698</b>	

**Total Source of Referrals**



**TENNESSEE COUNCIL OF JUVENILE AND FAMILY COURT JUDGES  
2008 GILES COUNTY JUVENILE COURT STATISTICAL DATA**

**Six Most Frequent Referral Reasons by Source, Race and Sex for CY 2008**

	White Male	African American Male	Other Race Male	White Female	African American Female	Other Race Female	Unknown Race or Sex	Total
<b><u>Law Enforcement</u></b>								
1. Traffic	127	14	0	44	10	1	0	196
2. Disorderly Conduct	26	14	2	18	4	1	0	65
3. Assault	33	4	0	4	7	0	0	48
4. Theft of Property	21	5	0	7	1	2	0	36
5. Possession of Controlled Substances	19	4	1	8	0	0	0	32
6. Possession / Consumption of Alcohol	21	0	1	7	0	0	0	29
<b><u>Parents</u></b>								
1. In-State Runaway	1	1	0	0	1	0	0	3
2. Unruly Behavior	0	1	0	1	0	0	0	2
3. NO REFERRAL SUBMITTED	0	0	0	0	0	0	0	0
<b><u>Relatives</u></b>								
1. NO REFERRAL SUBMITTED	0	0	0	0	0	0	0	0
<b><u>Self</u></b>								
1. NO REFERRAL SUBMITTED	0	0	0	0	0	0	0	0
<b><u>School</u></b>								
1. Truancy	14	0	0	4	2	0	0	20
2. Judicial Review	1	0	0	0	0	0	0	1
3. NO REFERRAL SUBMITTED	0	0	0	0	0	0	0	0
<b><u>Community Service Agencies</u></b>								
1. NO REFERRAL SUBMITTED	0	0	0	0	0	0	0	0
<b><u>Department of Children's Services</u></b>								
1. Foster Care Review	16	5	0	10	3	1	0	35
2. Dependency / Neglect	7	0	0	6	0	0	0	13
3. Judicial Review	3	0	0	2	0	0	0	5
4. In-State Runaway	0	4	0	0	0	0	0	4
5. Violation of Aftercare	1	0	0	0	0	0	0	1
6. Visitation	0	0	0	1	0	0	0	1
<b><u>Other State Department</u></b>								
1. NO REFERRAL SUBMITTED	0	0	0	0	0	0	0	0
<b><u>District Attorney's Office</u></b>								
1. NO REFERRAL SUBMITTED	0	0	0	0	0	0	0	0
<b><u>Court Staff</u></b>								
1. Violation of Probation	30	5	3	3	2	0	0	43
2. Violation of Informal Adjustment	2	0	0	1	2	0	0	5
3. Truancy	0	0	0	1	0	0	0	1
4. NO REFERRAL SUBMITTED	0	0	0	0	0	0	0	0

**TENNESSEE COUNCIL OF JUVENILE AND FAMILY COURT JUDGES  
2008 GILES COUNTY JUVENILE COURT STATISTICAL DATA**

**Six Most Frequent Referral Reasons by Source, Race and Sex for CY 2008**

	White Male	African American Male	Other Race Male	White Female	African American Female	Other Race Female	Unknown Race or Sex	Total
<b><u>Social Agency</u></b>								
1. NO REFERRAL SUBMITTED	0	0	0	0	0	0	0	0
<b><u>Other Court</u></b>								
1. Escape	1	0	0	0	0	0	0	1
2. NO REFERRAL SUBMITTED	0	0	0	0	0	0	0	0
<b><u>Victim</u></b>								
1. Assault	1	0	0	0	1	0	0	2
2. Harassment	1	0	0	0	0	0	0	1
3. NO REFERRAL SUBMITTED	0	0	0	0	0	0	0	0
<b><u>Child &amp; Parent</u></b>								
1. NO REFERRAL SUBMITTED	0	0	0	0	0	0	0	0
<b><u>Hospital</u></b>								
1. NO REFERRAL SUBMITTED	0	0	0	0	0	0	0	0
<b><u>Unknown</u></b>								
1. NO REFERRAL SUBMITTED	0	0	0	0	0	0	0	0
<b><u>Other</u></b>								
1. NO REFERRAL SUBMITTED	0	0	0	0	0	0	0	0

**TENNESSEE COUNCIL OF JUVENILE AND FAMILY COURT JUDGES  
2008 GILES COUNTY JUVENILE COURT STATISTICAL DATA**

**Source of Referrals by Type of Offense, Race and Sex for CY 2008**

	White Male	African American Male	Other Race Male	White Female	African American Female	Other Race Female	Unknown Race or Sex	Total
<b><u>Delinquent</u></b>								
Law Enforcement	318	53	5	112	24	5	0	517
Court Staff	30	5	3	3	2	0	0	43
Victim	2	0	0	0	1	0	0	3
DCS	1	0	0	0	0	0	0	1
Other Court	1	0	0	0	0	0	0	1
Child & Parent	0	0	0	0	0	0	0	0
CSA	0	0	0	0	0	0	0	0
District Attorney's Office	0	0	0	0	0	0	0	0
Hospital	0	0	0	0	0	0	0	0
Other	0	0	0	0	0	0	0	0
Other State Department	0	0	0	0	0	0	0	0
Parents	0	0	0	0	0	0	0	0
Relatives	0	0	0	0	0	0	0	0
School	0	0	0	0	0	0	0	0
Self	0	0	0	0	0	0	0	0
Social Agency	0	0	0	0	0	0	0	0
Unknown	0	0	0	0	0	0	0	0
<b>Totals</b>	<b>352</b>	<b>58</b>	<b>8</b>	<b>115</b>	<b>27</b>	<b>5</b>	<b>0</b>	<b>565</b>

<b><u>Status/Unruly</u></b>								
Law Enforcement	20	3	1	16	0	1	0	41
School	14	0	0	4	2	0	0	20
Parents	1	2	0	1	1	0	0	5
DCS	0	4	0	0	0	0	0	4
Court Staff	0	0	0	1	0	0	0	1
Child & Parent	0	0	0	0	0	0	0	0
CSA	0	0	0	0	0	0	0	0
District Attorney's Office	0	0	0	0	0	0	0	0
Hospital	0	0	0	0	0	0	0	0
Other	0	0	0	0	0	0	0	0
Other Court	0	0	0	0	0	0	0	0
Other State Department	0	0	0	0	0	0	0	0
Relatives	0	0	0	0	0	0	0	0
Self	0	0	0	0	0	0	0	0
Social Agency	0	0	0	0	0	0	0	0
Unknown	0	0	0	0	0	0	0	0
Victim	0	0	0	0	0	0	0	0
<b>Totals</b>	<b>35</b>	<b>9</b>	<b>1</b>	<b>22</b>	<b>3</b>	<b>1</b>	<b>0</b>	<b>71</b>

**TENNESSEE COUNCIL OF JUVENILE AND FAMILY COURT JUDGES  
2008 GILES COUNTY JUVENILE COURT STATISTICAL DATA**

**Source of Referrals by Type of Offense, Race and Sex for CY 2008**

	White Male	African American Male	Other Race Male	White Female	African American Female	Other Race Female	Unknown Race or Sex	Total
<b><u>Dependency and Neglect</u></b>								
DCS	7	0	0	6	0	0	0	13
Law Enforcement	0	0	0	1	0	0	0	1
Child & Parent	0	0	0	0	0	0	0	0
Court Staff	0	0	0	0	0	0	0	0
CSA	0	0	0	0	0	0	0	0
District Attorney's Office	0	0	0	0	0	0	0	0
Hospital	0	0	0	0	0	0	0	0
Other	0	0	0	0	0	0	0	0
Other Court	0	0	0	0	0	0	0	0
Other State Department	0	0	0	0	0	0	0	0
Parents	0	0	0	0	0	0	0	0
Relatives	0	0	0	0	0	0	0	0
School	0	0	0	0	0	0	0	0
Self	0	0	0	0	0	0	0	0
Social Agency	0	0	0	0	0	0	0	0
Unknown	0	0	0	0	0	0	0	0
Victim	0	0	0	0	0	0	0	0
<b>Totals</b>	<b>7</b>	<b>0</b>	<b>0</b>	<b>7</b>	<b>0</b>	<b>0</b>	<b>0</b>	<b>14</b>

<b><u>Other Violations</u></b>								
Court Staff	2	0	0	1	2	0	0	5
Child & Parent	0	0	0	0	0	0	0	0
CSA	0	0	0	0	0	0	0	0
DCS	0	0	0	0	0	0	0	0
District Attorney's Office	0	0	0	0	0	0	0	0
Hospital	0	0	0	0	0	0	0	0
Law Enforcement	0	0	0	0	0	0	0	0
Other	0	0	0	0	0	0	0	0
Other Court	0	0	0	0	0	0	0	0
Other State Department	0	0	0	0	0	0	0	0
Parents	0	0	0	0	0	0	0	0
Relatives	0	0	0	0	0	0	0	0
School	0	0	0	0	0	0	0	0
Self	0	0	0	0	0	0	0	0
Social Agency	0	0	0	0	0	0	0	0
Unknown	0	0	0	0	0	0	0	0
Victim	0	0	0	0	0	0	0	0
<b>Totals</b>	<b>2</b>	<b>0</b>	<b>0</b>	<b>1</b>	<b>2</b>	<b>0</b>	<b>0</b>	<b>5</b>

**TENNESSEE COUNCIL OF JUVENILE AND FAMILY COURT JUDGES  
2008 GILES COUNTY JUVENILE COURT STATISTICAL DATA**

**Source of Referrals by Type of Offense, Race and Sex for CY 2008**

	White Male	African American Male	Other Race Male	White Female	African American Female	Other Race Female	Unknown Race or Sex	Total
<b><u>Special Proceedings</u></b>								
DCS	19	5	0	13	3	1	0	41
School	1	0	0	0	0	0	0	1
Child & Parent	0	0	0	0	0	0	0	0
Court Staff	0	0	0	0	0	0	0	0
CSA	0	0	0	0	0	0	0	0
District Attorney's Office	0	0	0	0	0	0	0	0
Hospital	0	0	0	0	0	0	0	0
Law Enforcement	0	0	0	0	0	0	0	0
Other	0	0	0	0	0	0	0	0
Other Court	0	0	0	0	0	0	0	0
Other State Department	0	0	0	0	0	0	0	0
Parents	0	0	0	0	0	0	0	0
Relatives	0	0	0	0	0	0	0	0
Self	0	0	0	0	0	0	0	0
Social Agency	0	0	0	0	0	0	0	0
Unknown	0	0	0	0	0	0	0	0
Victim	0	0	0	0	0	0	0	0
<b>Totals</b>	<b>20</b>	<b>5</b>	<b>0</b>	<b>13</b>	<b>3</b>	<b>1</b>	<b>0</b>	<b>42</b>
<b><u>Other</u></b>								
Law Enforcement	1	0	0	0	0	0	0	1
Child & Parent	0	0	0	0	0	0	0	0
Court Staff	0	0	0	0	0	0	0	0
CSA	0	0	0	0	0	0	0	0
DCS	0	0	0	0	0	0	0	0
District Attorney's Office	0	0	0	0	0	0	0	0
Hospital	0	0	0	0	0	0	0	0
Other	0	0	0	0	0	0	0	0
Other Court	0	0	0	0	0	0	0	0
Other State Department	0	0	0	0	0	0	0	0
Parents	0	0	0	0	0	0	0	0
Relatives	0	0	0	0	0	0	0	0
School	0	0	0	0	0	0	0	0
Self	0	0	0	0	0	0	0	0
Social Agency	0	0	0	0	0	0	0	0
Unknown	0	0	0	0	0	0	0	0
Victim	0	0	0	0	0	0	0	0
<b>Totals</b>	<b>1</b>	<b>0</b>	<b>0</b>	<b>0</b>	<b>0</b>	<b>0</b>	<b>0</b>	<b>1</b>
<b>All Referral Source Totals</b>	<b>417</b>	<b>72</b>	<b>9</b>	<b>158</b>	<b>35</b>	<b>7</b>	<b>0</b>	<b>698</b>

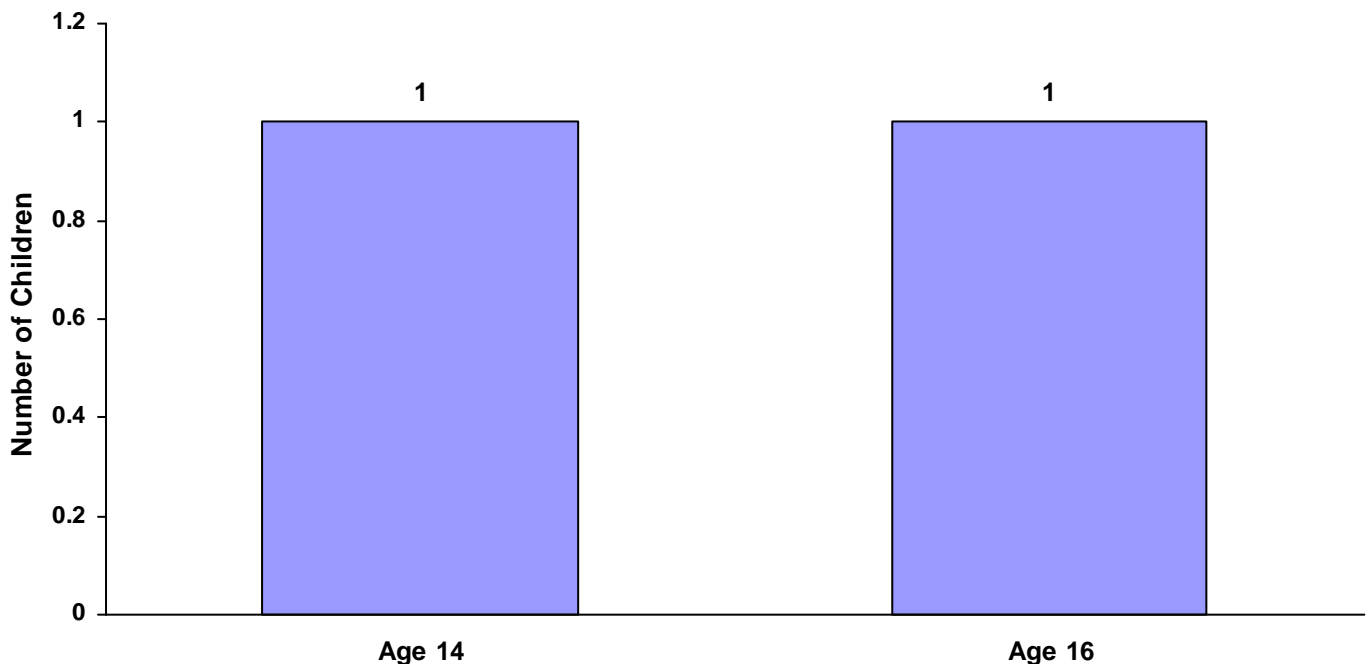


**TENNESSEE COUNCIL OF JUVENILE AND FAMILY COURT JUDGES  
2008 GILES COUNTY JUVENILE COURT STATISTICAL DATA**

**Children Referred for Unlawful Carrying/Possession of a Weapon for CY 2008  
Total Children = 377**

	White Male	African American Male	Other Race Male	White Female	African American Female	Other Race Female	Unknown Race or Sex	Total	% of All Children Referred
Age Under 1	0	0	0	0	0	0	0	0	0.00%
Age 1	0	0	0	0	0	0	0	0	0.00%
Age 2	0	0	0	0	0	0	0	0	0.00%
Age 3	0	0	0	0	0	0	0	0	0.00%
Age 4	0	0	0	0	0	0	0	0	0.00%
Age 5	0	0	0	0	0	0	0	0	0.00%
Age 6	0	0	0	0	0	0	0	0	0.00%
Age 7	0	0	0	0	0	0	0	0	0.00%
Age 8	0	0	0	0	0	0	0	0	0.00%
Age 9	0	0	0	0	0	0	0	0	0.00%
Age 10	0	0	0	0	0	0	0	0	0.00%
Age 11	0	0	0	0	0	0	0	0	0.00%
Age 12	0	0	0	0	0	0	0	0	0.00%
Age 13	0	0	0	0	0	0	0	0	0.00%
Age 14	0	1	0	0	0	0	0	1	0.27%
Age 15	0	0	0	0	0	0	0	0	0.00%
Age 16	1	0	0	0	0	0	0	1	0.27%
Age 17	0	0	0	0	0	0	0	0	0.00%
Age 18	0	0	0	0	0	0	0	0	0.00%
Age 19 and Over	0	0	0	0	0	0	0	0	0.00%
<b>Totals</b>	<b>1</b>	<b>1</b>	<b>0</b>	<b>0</b>	<b>0</b>	<b>0</b>	<b>0</b>	<b>2</b>	

**Total Children Referred for Unlawfully Carrying/Possessing Weapons**



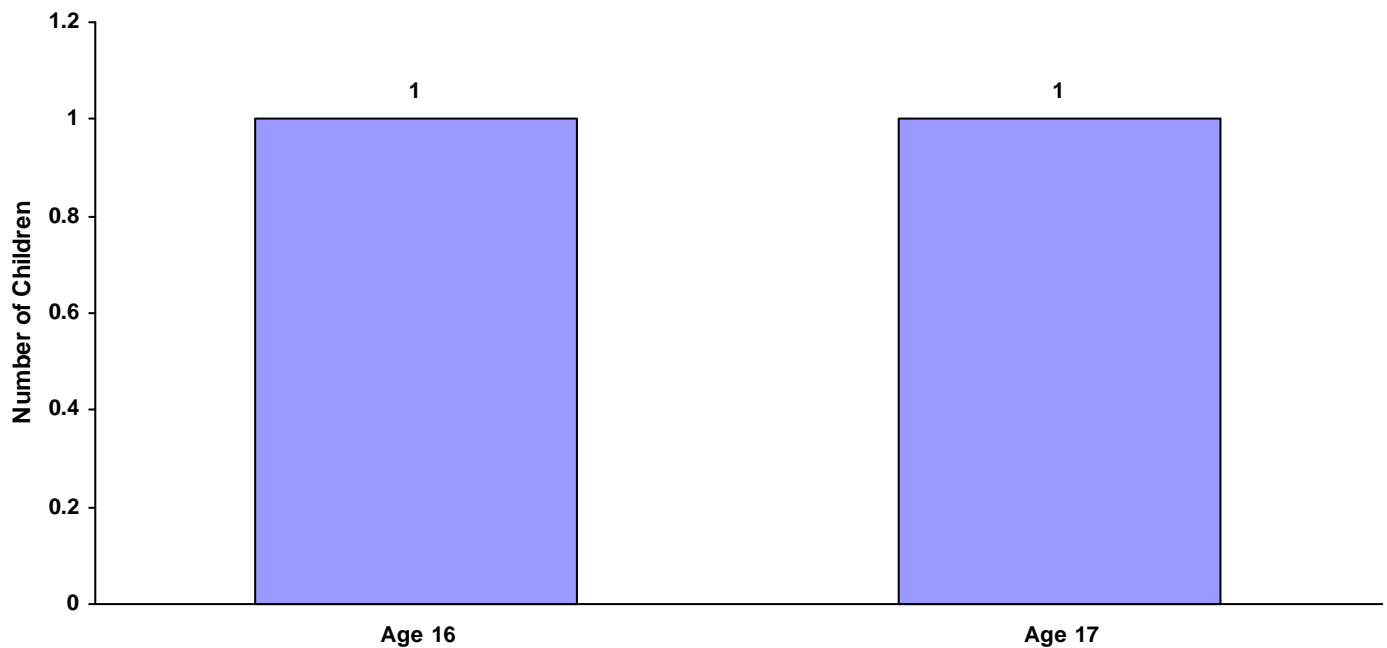
**TENNESSEE COUNCIL OF JUVENILE AND FAMILY COURT JUDGES  
2008 GILES COUNTY JUVENILE COURT STATISTICAL DATA**

**Children Referred for Carrying Weapons on School Property for CY 2008**

**Total Children = 377**

	White Male	African American Male	Other Race Male	White Female	African American Female	Other Race Female	Unknown Race or Sex	Total	% of Children Referred
Age Under 1	0	0	0	0	0	0	0	0	0.00%
Age 1	0	0	0	0	0	0	0	0	0.00%
Age 2	0	0	0	0	0	0	0	0	0.00%
Age 3	0	0	0	0	0	0	0	0	0.00%
Age 4	0	0	0	0	0	0	0	0	0.00%
Age 5	0	0	0	0	0	0	0	0	0.00%
Age 6	0	0	0	0	0	0	0	0	0.00%
Age 7	0	0	0	0	0	0	0	0	0.00%
Age 8	0	0	0	0	0	0	0	0	0.00%
Age 9	0	0	0	0	0	0	0	0	0.00%
Age 10	0	0	0	0	0	0	0	0	0.00%
Age 11	0	0	0	0	0	0	0	0	0.00%
Age 12	0	0	0	0	0	0	0	0	0.00%
Age 13	0	0	0	0	0	0	0	0	0.00%
Age 14	0	0	0	0	0	0	0	0	0.00%
Age 15	0	0	0	0	0	0	0	0	0.00%
Age 16	1	0	0	0	0	0	0	1	0.27%
Age 17	1	0	0	0	0	0	0	1	0.27%
Age 18	0	0	0	0	0	0	0	0	0.00%
Age 19 and Over	0	0	0	0	0	0	0	0	0.00%
<b>Totals</b>	<b>2</b>	<b>0</b>	<b>0</b>	<b>0</b>	<b>0</b>	<b>0</b>	<b>0</b>	<b>2</b>	

**Total Children Referred for Carrying Weapons on School Property**

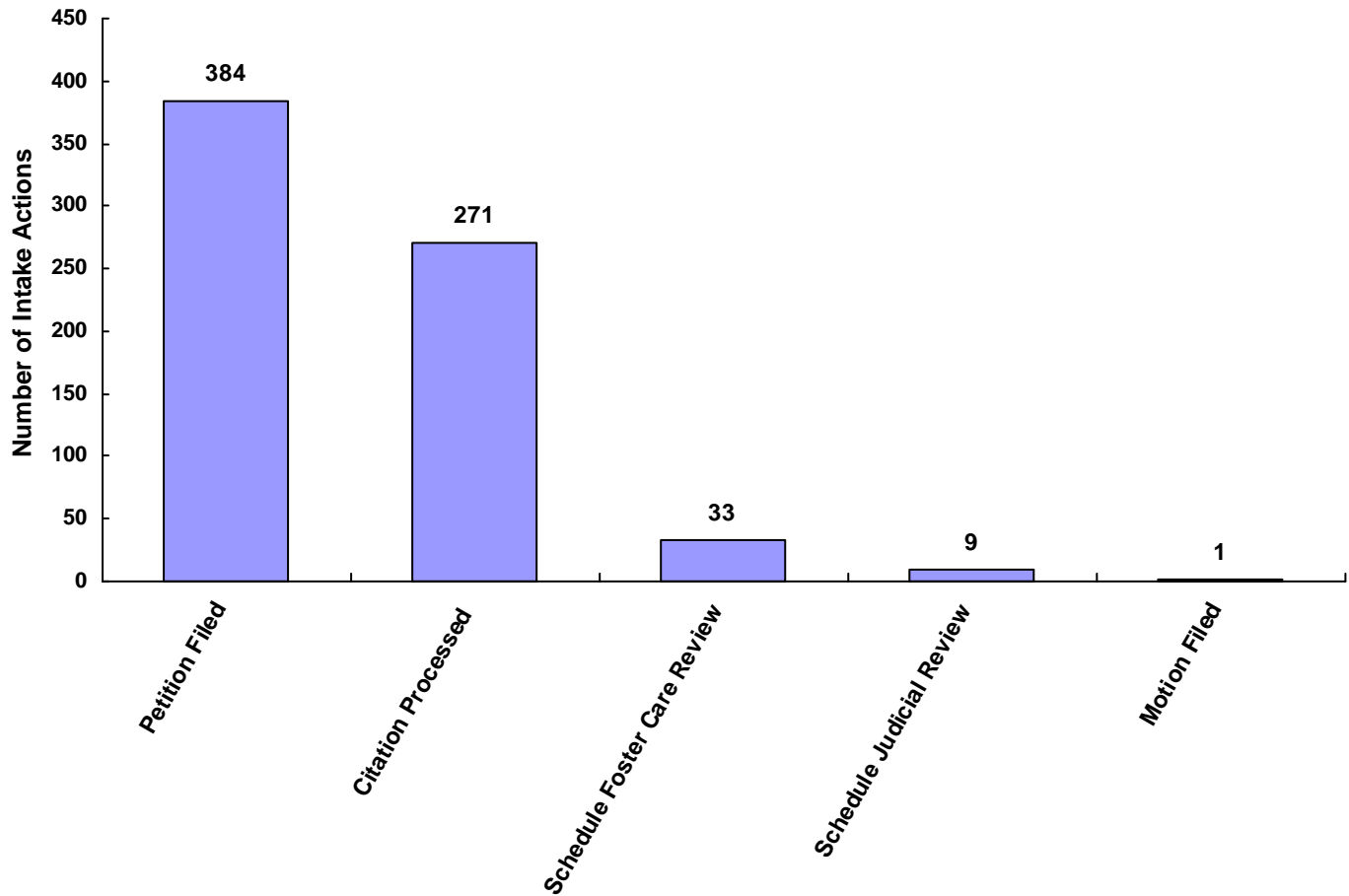


**TENNESSEE COUNCIL OF JUVENILE AND FAMILY COURT JUDGES  
2008 GILES COUNTY JUVENILE COURT STATISTICAL DATA**

**Intake Actions at Referral by Race and Sex for CY 2008**

	White Male	African American Male	Other Race Male	White Female	African American Female	Other Race Female	Unknown Race or Sex	Total	% of Total Referrals
Petition Filed	232	51	9	68	22	2	0	384	55.01%
Motion Filed	0	0	0	1	0	0	0	1	0.14%
Citation Processed	165	16	0	76	10	4	0	271	38.83%
Paternity Processed Notice	0	0	0	0	0	0	0	0	0.00%
Schedule Judicial Review	5	0	0	4	0	0	0	9	1.29%
Schedule Admin Review	0	0	0	0	0	0	0	0	0.00%
Schedule Foster Care Review	15	5	0	9	3	1	0	33	4.73%
Unknown	0	0	0	0	0	0	0	0	0.00%
Does Not Apply	0	0	0	0	0	0	0	0	0.00%
Other	0	0	0	0	0	0	0	0	0.00%
<b>Totals</b>	<b>417</b>	<b>72</b>	<b>9</b>	<b>158</b>	<b>35</b>	<b>7</b>	<b>0</b>	<b>698</b>	

**Total Intake Actions at Referral**



**TENNESSEE COUNCIL OF JUVENILE AND FAMILY COURT JUDGES  
2008 GILES COUNTY JUVENILE COURT STATISTICAL DATA**

**Intake Actions of Referrals by Class of Offense, Race and Sex for CY 2008**

	White Male	African American Male	Other Race Male	White Female	African American Female	Other Race Female	Unknown Race or Sex	Total
<b><u>Offenses Against Persons</u></b>								
Petition Filed	39	5	0	4	8	0	0	56
Citation Processed	2	0	0	0	0	0	0	2
Motion Filed	0	0	0	0	0	0	0	0
Notification of Paternity Processed	0	0	0	0	0	0	0	0
Scheduling of Judicial Review	0	0	0	0	0	0	0	0
Scheduling of Administrative Review	0	0	0	0	0	0	0	0
Scheduling of Foster Care Review	0	0	0	0	0	0	0	0
Unknown	0	0	0	0	0	0	0	0
Does Not Apply	0	0	0	0	0	0	0	0
Other	0	0	0	0	0	0	0	0
<b>Totals</b>	<b>41</b>	<b>5</b>	<b>0</b>	<b>4</b>	<b>8</b>	<b>0</b>	<b>0</b>	<b>58</b>

<b><u>Offenses Against Property</u></b>								
Petition Filed	51	6	0	9	2	0	0	68
Citation Processed	10	0	0	10	0	2	0	22
Motion Filed	0	0	0	0	0	0	0	0
Notification of Paternity Processed	0	0	0	0	0	0	0	0
Scheduling of Judicial Review	0	0	0	0	0	0	0	0
Scheduling of Administrative Review	0	0	0	0	0	0	0	0
Scheduling of Foster Care Review	0	0	0	0	0	0	0	0
Unknown	0	0	0	0	0	0	0	0
Does Not Apply	0	0	0	0	0	0	0	0
Other	0	0	0	0	0	0	0	0
<b>Totals</b>	<b>61</b>	<b>6</b>	<b>0</b>	<b>19</b>	<b>2</b>	<b>2</b>	<b>0</b>	<b>90</b>

<b><u>Illegal Conduct</u></b>								
Citation Processed	144	16	0	60	10	1	0	231
Petition Filed	106	31	8	32	7	2	0	186
Motion Filed	0	0	0	0	0	0	0	0
Notification of Paternity Processed	0	0	0	0	0	0	0	0
Scheduling of Judicial Review	0	0	0	0	0	0	0	0
Scheduling of Administrative Review	0	0	0	0	0	0	0	0
Scheduling of Foster Care Review	0	0	0	0	0	0	0	0
Unknown	0	0	0	0	0	0	0	0
Does Not Apply	0	0	0	0	0	0	0	0
Other	0	0	0	0	0	0	0	0
<b>Totals</b>	<b>250</b>	<b>47</b>	<b>8</b>	<b>92</b>	<b>17</b>	<b>3</b>	<b>0</b>	<b>417</b>

**TENNESSEE COUNCIL OF JUVENILE AND FAMILY COURT JUDGES  
2008 GILES COUNTY JUVENILE COURT STATISTICAL DATA**

**Intake Actions of Referrals by Class of Offense, Race and Sex for CY 2008**

	White Male	African American Male	Other Race Male	White Female	African American Female	Other Race Female	Unknown Race or Sex	Total
<b><u>Status Offenses</u></b>								
Petition Filed	26	9	1	15	3	0	0	54
Citation Processed	9	0	0	6	0	1	0	16
Scheduling of Judicial Review	0	0	0	1	0	0	0	1
Motion Filed	0	0	0	0	0	0	0	0
Notification of Paternity Processed	0	0	0	0	0	0	0	0
Scheduling of Administrative Review	0	0	0	0	0	0	0	0
Scheduling of Foster Care Review	0	0	0	0	0	0	0	0
Unknown	0	0	0	0	0	0	0	0
Does Not Apply	0	0	0	0	0	0	0	0
Other	0	0	0	0	0	0	0	0
<b>Totals</b>	<b>35</b>	<b>9</b>	<b>1</b>	<b>22</b>	<b>3</b>	<b>1</b>	<b>0</b>	<b>71</b>

<b><u>Dependency/Neglect</u></b>								
Petition Filed	7	0	0	7	0	0	0	14
Motion Filed	0	0	0	0	0	0	0	0
Citation Processed	0	0	0	0	0	0	0	0
Notification of Paternity Processed	0	0	0	0	0	0	0	0
Scheduling of Judicial Review	0	0	0	0	0	0	0	0
Scheduling of Administrative Review	0	0	0	0	0	0	0	0
Scheduling of Foster Care Review	0	0	0	0	0	0	0	0
Unknown	0	0	0	0	0	0	0	0
Does Not Apply	0	0	0	0	0	0	0	0
Other	0	0	0	0	0	0	0	0
<b>Totals</b>	<b>7</b>	<b>0</b>	<b>0</b>	<b>7</b>	<b>0</b>	<b>0</b>	<b>0</b>	<b>14</b>

<b><u>Other Violation Proceedings</u></b>								
Petition Filed	2	0	0	1	2	0	0	5
Motion Filed	0	0	0	0	0	0	0	0
Citation Processed	0	0	0	0	0	0	0	0
Notification of Paternity Processed	0	0	0	0	0	0	0	0
Scheduling of Judicial Review	0	0	0	0	0	0	0	0
Scheduling of Administrative Review	0	0	0	0	0	0	0	0
Scheduling of Foster Care Review	0	0	0	0	0	0	0	0
Unknown	0	0	0	0	0	0	0	0
Does Not Apply	0	0	0	0	0	0	0	0
Other	0	0	0	0	0	0	0	0
<b>Totals</b>	<b>2</b>	<b>0</b>	<b>0</b>	<b>1</b>	<b>2</b>	<b>0</b>	<b>0</b>	<b>5</b>

**TENNESSEE COUNCIL OF JUVENILE AND FAMILY COURT JUDGES  
2008 GILES COUNTY JUVENILE COURT STATISTICAL DATA**

**Intake Actions of Referrals by Class of Offense, Race and Sex for CY 2008**

	White Male	African American Male	Other Race Male	White Female	African American Female	Other Race Female	Unknown Race or Sex	Total
<b><u>Parentage</u></b>								
Scheduling of Judicial Review	0	0	0	1	0	0	0	1
Petition Filed	0	0	0	0	0	0	0	0
Motion Filed	0	0	0	0	0	0	0	0
Citation Processed	0	0	0	0	0	0	0	0
Notification of Paternity Processed	0	0	0	0	0	0	0	0
Scheduling of Administrative Review	0	0	0	0	0	0	0	0
Scheduling of Foster Care Review	0	0	0	0	0	0	0	0
Unknown	0	0	0	0	0	0	0	0
Does Not Apply	0	0	0	0	0	0	0	0
Other	0	0	0	0	0	0	0	0
<b>Totals</b>	<b>0</b>	<b>0</b>	<b>0</b>	<b>1</b>	<b>0</b>	<b>0</b>	<b>0</b>	<b>1</b>
<b><u>Special Proceedings</u></b>								
Scheduling of Foster Care Review	15	5	0	9	3	1	0	33
Scheduling of Judicial Review	5	0	0	2	0	0	0	7
Motion Filed	0	0	0	1	0	0	0	1
Petition Filed	0	0	0	0	0	0	0	0
Citation Processed	0	0	0	0	0	0	0	0
Notification of Paternity Processed	0	0	0	0	0	0	0	0
Scheduling of Administrative Review	0	0	0	0	0	0	0	0
Unknown	0	0	0	0	0	0	0	0
Does Not Apply	0	0	0	0	0	0	0	0
Other	0	0	0	0	0	0	0	0
<b>Totals</b>	<b>20</b>	<b>5</b>	<b>0</b>	<b>12</b>	<b>3</b>	<b>1</b>	<b>0</b>	<b>41</b>
<b><u>Other</u></b>								
Petition Filed	1	0	0	0	0	0	0	1
Motion Filed	0	0	0	0	0	0	0	0
Citation Processed	0	0	0	0	0	0	0	0
Notification of Paternity Processed	0	0	0	0	0	0	0	0
Scheduling of Judicial Review	0	0	0	0	0	0	0	0
Scheduling of Administrative Review	0	0	0	0	0	0	0	0
Scheduling of Foster Care Review	0	0	0	0	0	0	0	0
Unknown	0	0	0	0	0	0	0	0
Does Not Apply	0	0	0	0	0	0	0	0
Other	0	0	0	0	0	0	0	0
<b>Totals</b>	<b>1</b>	<b>0</b>	<b>0</b>	<b>0</b>	<b>0</b>	<b>0</b>	<b>0</b>	<b>1</b>
<b>All Intake Action Totals</b>	<b>417</b>	<b>72</b>	<b>9</b>	<b>158</b>	<b>35</b>	<b>7</b>	<b>0</b>	<b>698</b>

**TENNESSEE COUNCIL OF JUVENILE AND FAMILY COURT JUDGES  
2008 GILES COUNTY JUVENILE COURT STATISTICAL DATA**

**Detention Statistics at Referral by Individual Child by Race and Sex for CY 2008**

	<b>White Male</b>	<b>African American Male</b>	<b>Other Race Male</b>	<b>White Female</b>	<b>African American Female</b>	<b>Other Race Female</b>	<b>Unknown Race or Sex</b>	<b>Total</b>	<b>% of Total Children</b>
Does Not Apply	204	39	4	94	19	3	0	<b>363</b>	<b>96.29%</b>
Juvenile Detention Facility	6	0	1	4	0	1	0	<b>12</b>	<b>3.18%</b>
Non-Secure Placement	1	1	0	0	0	0	0	<b>2</b>	<b>0.53%</b>
Jail - Complete Separation	0	0	0	0	0	0	0	<b>0</b>	<b>0.00%</b>
Jail - Partial Separation	0	0	0	0	0	0	0	<b>0</b>	<b>0.00%</b>
Jail - No Separation	0	0	0	0	0	0	0	<b>0</b>	<b>0.00%</b>
Psychiatric Hospital	0	0	0	0	0	0	0	<b>0</b>	<b>0.00%</b>
Unknown	0	0	0	0	0	0	0	<b>0</b>	<b>0.00%</b>
Other	0	0	0	0	0	0	0	<b>0</b>	<b>0.00%</b>
<b>Totals</b>	<b>211</b>	<b>40</b>	<b>5</b>	<b>98</b>	<b>19</b>	<b>4</b>	<b>0</b>	<b>377</b>	

**Detention Statistics at Referral by Individual Case for CY 2008**

	<b>Cases</b>	<b>% of Total Cases</b>
Does Not Apply	535	95.37%
Juvenile Detention Facility	23	4.10%
Non-Secure Placement	3	0.54%
Jail - Complete Separation	0	0.00%
Jail - Partial Separation	0	0.00%
Jail - No Separation	0	0.00%
Psychiatric Hospital	0	0.00%
Unknown	0	0.00%
Other	0	0.00%
	<b>561</b>	<b>100.00%</b>

Detention Statistics above are reported separately by Child and by Case. One child may have multiple cases.

Does Not Apply: Refers to cases not eligible for detention due to the type of Referral or the decision not to detain.

**TENNESSEE COUNCIL OF JUVENILE AND FAMILY COURT JUDGES  
2008 GILES COUNTY JUVENILE COURT STATISTICAL DATA**

**Placement after Secure Detention Hearing by Individual Child by Race and Sex for CY 2008**

	White Male	African American Male	Other Race Male	White Female	African American Female	Other Race Female	Unknown Race or Sex	Total	% of Total Children
Does Not Apply	204	39	4	94	19	3	0	363	96.29%
Returned to Prior Living Arr	7	0	1	4	0	1	0	13	3.45%
Juvenile Detention Facility	0	1	0	0	0	0	0	1	0.27%
Jail	0	0	0	0	0	0	0	0	0.00%
Shelter / Group Home	0	0	0	0	0	0	0	0	0.00%
Foster Family Home	0	0	0	0	0	0	0	0	0.00%
Psychiatric Hospital	0	0	0	0	0	0	0	0	0.00%
Unknown	0	0	0	0	0	0	0	0	0.00%
Other	0	0	0	0	0	0	0	0	0.00%
<b>Totals</b>	<b>211</b>	<b>40</b>	<b>5</b>	<b>98</b>	<b>19</b>	<b>4</b>	<b>0</b>	<b>377</b>	

**Placement after Secure Detention Hearing by Individual Case for CY 2008**

	Cases	% of Total Cases
Does Not Apply	535	95.37%
Returned to Prior Living Arrangement	21	3.74%
Juvenile Detention Facility	2	0.36%
Foster Family Home	2	0.36%
Shelter / Group Home	1	0.18%
Jail	0	0.00%
Psychiatric Hospital	0	0.00%
Unknown	0	0.00%
Other	0	0.00%
	<b>561</b>	<b>100.00%</b>

Detention Statistics above are reported separately by Child and by Case. One child may have multiple cases.

Does Not Apply: Refers to cases not eligible for detention due to the type of Referral or the decision not to detain.



**TENNESSEE COUNCIL OF JUVENILE AND FAMILY COURT JUDGES  
2008 GILES COUNTY JUVENILE COURT STATISTICAL DATA**

**Dispositional Procedures for CY 2008**

**Procedures used to Dispose or Adjust all Referrals**

	<b>Number</b>	<b>% of All Referrals</b>
Formally Adjudicated	500	71.63%
Informally Adjusted	144	20.63%
Transfer to Adult Court Hearings and Charges Cleared	0	0.00%
Otherwise Handled	54	7.74%
	<b>698</b>	<b>100.00%</b>

**Referrals Disposed by Formal Adjudicatory Proceedings**

	<b>Number</b>	<b>% of All Referrals</b>
Dismissed	131	18.77%
Retired / Nolle Prosequi	146	20.92%
Complaint Substantiated Delinquent	203	29.08%
Complaint Substantiated Status Offender	8	1.15%
Complaint Substantiated Dependent/Neglect	12	1.72%
Complaint Substantiated Abused	0	0.00%
Complaint Substantiated Mentally Ill	0	0.00%
	<b>500</b>	<b>71.64%</b>

**Referrals Disposed by Other Actions**

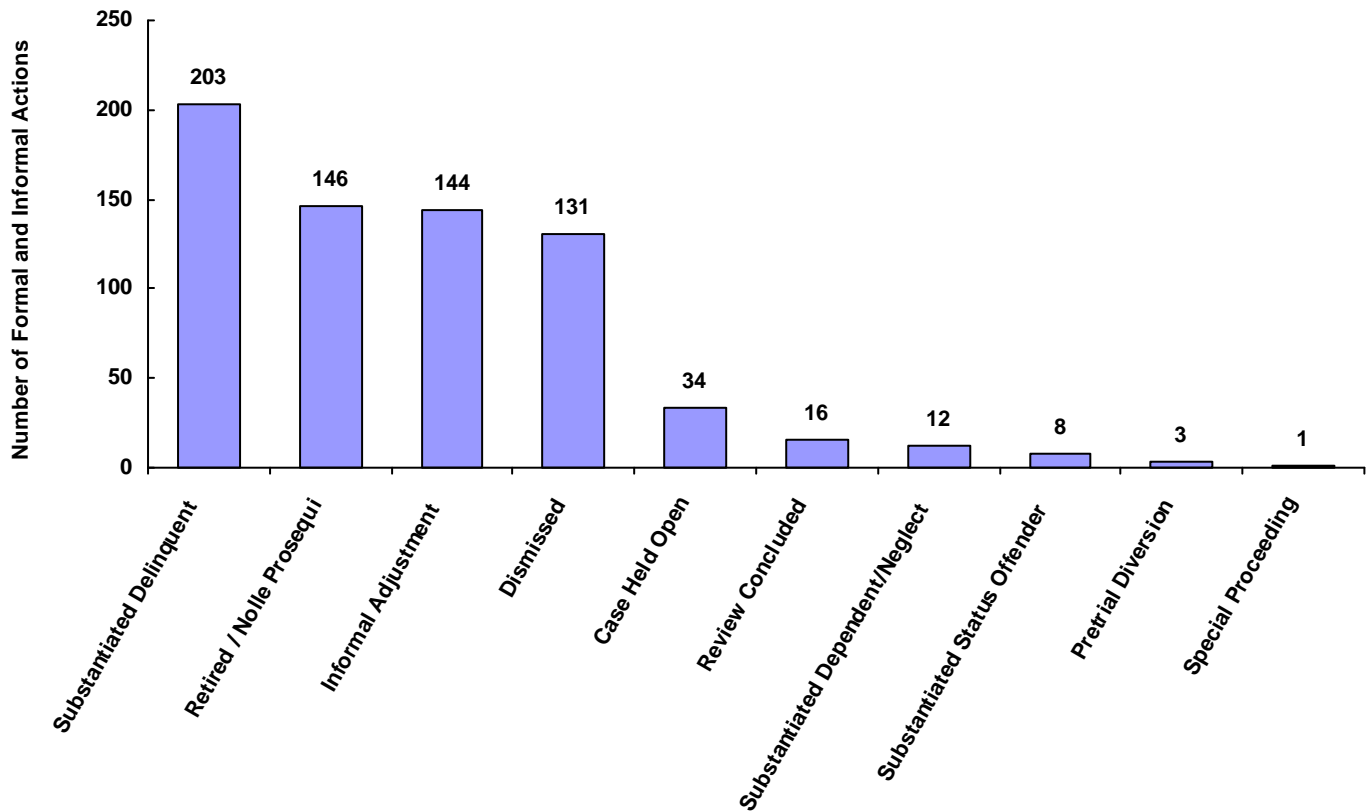
	<b>Number</b>	<b>% of All Referrals</b>
Informal Adjustment	144	20.63%
Transfer to Adult Court Hearing	0	0.00%
Charges Cleared by Transfer to Adult Court	0	0.00%
Pretrial Diversion	3	0.43%
Special Proceeding	1	0.14%
Review Concluded	16	2.29%
Case Held Open	34	4.87%
Other	0	0.00%
Unknown	0	0.00%
	<b>198</b>	<b>28.36%</b>

**TENNESSEE COUNCIL OF JUVENILE AND FAMILY COURT JUDGES  
2008 GILES COUNTY JUVENILE COURT STATISTICAL DATA**

**Formal and Informal Actions by Race and Sex for CY 2008**

	White Male	African American Male	Other Race Male	White Female	African American Female	Other Race Female	Unknown Race or Sex	Total	% of Total Referrals
Dismissed	84	11	1	29	6	0	0	131	18.77%
Retired / Nolle Prosequi	85	12	3	33	12	1	0	146	20.92%
Substantiated Delinquent	138	25	3	24	12	1	0	203	29.08%
Substantiated Status Offender	4	0	0	4	0	0	0	8	1.15%
Substantiated Dependent/Neglect	6	0	0	6	0	0	0	12	1.72%
Substantiated Abused	0	0	0	0	0	0	0	0	0.00%
Substantiated Mentally Ill	0	0	0	0	0	0	0	0	0.00%
Informal Adjustment	73	17	2	47	2	3	0	144	20.63%
Pretrial Diversion	2	0	0	1	0	0	0	3	0.43%
Transfer to Adult Court Hearing	0	0	0	0	0	0	0	0	0.00%
Cleared by Transfer to Adult Court	0	0	0	0	0	0	0	0	0.00%
Special Proceeding	0	0	0	1	0	0	0	1	0.14%
Review Concluded	11	1	0	3	1	0	0	16	2.29%
Case Held Open	14	6	0	10	2	2	0	34	4.87%
Unknown	0	0	0	0	0	0	0	0	0.00%
Other	0	0	0	0	0	0	0	0	0.00%
<b>Totals</b>	<b>417</b>	<b>72</b>	<b>9</b>	<b>158</b>	<b>35</b>	<b>7</b>	<b>0</b>	<b>698</b>	

**Total Formal and Informal Actions**



**TENNESSEE COUNCIL OF JUVENILE AND FAMILY COURT JUDGES  
2008 GILES COUNTY JUVENILE COURT STATISTICAL DATA**

**Formal and Informal Actions by Type of Offense, Race and Sex for CY 2008**

	White Male	African American Male	Other Race Male	White Female	African American Female	Other Race Female	Unknown Race or Sex	Total
<b><u>Delinquent</u></b>								
Complaint Substantiated Delinquent	134	25	3	23	11	1	0	197
Informal Adjustment	73	17	2	41	2	3	0	138
Retired / Nolle Prosequi	76	12	2	31	9	1	0	131
Dismissed	65	4	1	19	5	0	0	94
Pretrial Diversion	2	0	0	1	0	0	0	3
Review Concluded	1	0	0	0	0	0	0	1
Case Held Open	1	0	0	0	0	0	0	1
Complaint Substantiated Status Offender	0	0	0	0	0	0	0	0
Complaint Substantiated Dependent/Neglect	0	0	0	0	0	0	0	0
Complaint Substantiated Abused	0	0	0	0	0	0	0	0
Complaint Substantiated Mentally Ill	0	0	0	0	0	0	0	0
Transfer to Adult Court Hearing	0	0	0	0	0	0	0	0
Charges Cleared by Transfer to Adult Court	0	0	0	0	0	0	0	0
Special Proceeding	0	0	0	0	0	0	0	0
Unknown	0	0	0	0	0	0	0	0
Other	0	0	0	0	0	0	0	0
<b>Totals</b>	<b>352</b>	<b>58</b>	<b>8</b>	<b>115</b>	<b>27</b>	<b>5</b>	<b>0</b>	<b>565</b>

<b><u>Status</u></b>								
Dismissed	18	7	0	9	1	0	0	35
Retired / Nolle Prosequi	8	0	1	2	2	0	0	13
Complaint Substantiated Status Offender	4	0	0	4	0	0	0	8
Informal Adjustment	0	0	0	6	0	0	0	6
Case Held Open	3	2	0	0	0	1	0	6
Complaint Substantiated Delinquent	2	0	0	0	0	0	0	2
Review Concluded	0	0	0	1	0	0	0	1
Complaint Substantiated Dependent/Neglect	0	0	0	0	0	0	0	0
Complaint Substantiated Abused	0	0	0	0	0	0	0	0
Complaint Substantiated Mentally Ill	0	0	0	0	0	0	0	0
Pretrial Diversion	0	0	0	0	0	0	0	0
Transfer to Adult Court Hearing	0	0	0	0	0	0	0	0
Charges Cleared by Transfer to Adult Court	0	0	0	0	0	0	0	0
Special Proceeding	0	0	0	0	0	0	0	0
Unknown	0	0	0	0	0	0	0	0
Other	0	0	0	0	0	0	0	0
<b>Totals</b>	<b>35</b>	<b>9</b>	<b>1</b>	<b>22</b>	<b>3</b>	<b>1</b>	<b>0</b>	<b>71</b>

**TENNESSEE COUNCIL OF JUVENILE AND FAMILY COURT JUDGES  
2008 GILES COUNTY JUVENILE COURT STATISTICAL DATA**

**Formal and Informal Actions by Type of Offense, Race and Sex for CY 2008**

	White Male	African American Male	Other Race Male	White Female	African American Female	Other Race Female	Unknown Race or Sex	Total
<b><u>Dependency and Neglect</u></b>								
Complaint Substantiated Dependent/Neglect	6	0	0	5	0	0	0	11
Dismissed	1	0	0	1	0	0	0	2
Case Held Open	0	0	0	1	0	0	0	1
Retired / Nolle Prosequi	0	0	0	0	0	0	0	0
Complaint Substantiated Delinquent	0	0	0	0	0	0	0	0
Complaint Substantiated Status Offender	0	0	0	0	0	0	0	0
Complaint Substantiated Abused	0	0	0	0	0	0	0	0
Complaint Substantiated Mentally Ill	0	0	0	0	0	0	0	0
Informal Adjustment	0	0	0	0	0	0	0	0
Pretrial Diversion	0	0	0	0	0	0	0	0
Transfer to Adult Court Hearing	0	0	0	0	0	0	0	0
Charges Cleared by Transfer to Adult Court	0	0	0	0	0	0	0	0
Special Proceeding	0	0	0	0	0	0	0	0
Review Concluded	0	0	0	0	0	0	0	0
Unknown	0	0	0	0	0	0	0	0
Other	0	0	0	0	0	0	0	0
<b>Totals</b>	<b>7</b>	<b>0</b>	<b>0</b>	<b>7</b>	<b>0</b>	<b>0</b>	<b>0</b>	<b>14</b>
<b><u>Other Violations</u></b>								
Complaint Substantiated Delinquent	1	0	0	1	1	0	0	3
Retired / Nolle Prosequi	1	0	0	0	1	0	0	2
Dismissed	0	0	0	0	0	0	0	0
Complaint Substantiated Status Offender	0	0	0	0	0	0	0	0
Complaint Substantiated Dependent/Neglect	0	0	0	0	0	0	0	0
Complaint Substantiated Abused	0	0	0	0	0	0	0	0
Complaint Substantiated Mentally Ill	0	0	0	0	0	0	0	0
Informal Adjustment	0	0	0	0	0	0	0	0
Pretrial Diversion	0	0	0	0	0	0	0	0
Transfer to Adult Court Hearing	0	0	0	0	0	0	0	0
Charges Cleared by Transfer to Adult Court	0	0	0	0	0	0	0	0
Special Proceeding	0	0	0	0	0	0	0	0
Review Concluded	0	0	0	0	0	0	0	0
Case Held Open	0	0	0	0	0	0	0	0
Unknown	0	0	0	0	0	0	0	0
Other	0	0	0	0	0	0	0	0
<b>Totals</b>	<b>2</b>	<b>0</b>	<b>0</b>	<b>1</b>	<b>2</b>	<b>0</b>	<b>0</b>	<b>5</b>

**TENNESSEE COUNCIL OF JUVENILE AND FAMILY COURT JUDGES  
2008 GILES COUNTY JUVENILE COURT STATISTICAL DATA**

**Formal and Informal Actions by Type of Offense, Race and Sex for CY 2008**

	White Male	African American Male	Other Race Male	White Female	African American Female	Other Race Female	Unknown Race or Sex	Total
<b>Special Proceedings</b>								
Case Held Open	10	4	0	9	2	1	0	26
Review Concluded	10	1	0	2	1	0	0	14
Complaint Substantiated Dependent/Neglect	0	0	0	1	0	0	0	1
Special Proceeding	0	0	0	1	0	0	0	1
Dismissed	0	0	0	0	0	0	0	0
Retired / Nolle Prosequi	0	0	0	0	0	0	0	0
Complaint Substantiated Delinquent	0	0	0	0	0	0	0	0
Complaint Substantiated Status Offender	0	0	0	0	0	0	0	0
Complaint Substantiated Abused	0	0	0	0	0	0	0	0
Complaint Substantiated Mentally Ill	0	0	0	0	0	0	0	0
Informal Adjustment	0	0	0	0	0	0	0	0
Pretrial Diversion	0	0	0	0	0	0	0	0
Transfer to Adult Court Hearing	0	0	0	0	0	0	0	0
Charges Cleared by Transfer to Adult Court	0	0	0	0	0	0	0	0
Unknown	0	0	0	0	0	0	0	0
Other	0	0	0	0	0	0	0	0
<b>Totals</b>	<b>20</b>	<b>5</b>	<b>0</b>	<b>13</b>	<b>3</b>	<b>1</b>	<b>0</b>	<b>42</b>
<b>Other</b>								
Complaint Substantiated Delinquent	1	0	0	0	0	0	0	1
Dismissed	0	0	0	0	0	0	0	0
Retired / Nolle Prosequi	0	0	0	0	0	0	0	0
Complaint Substantiated Status Offender	0	0	0	0	0	0	0	0
Complaint Substantiated Dependent/Neglect	0	0	0	0	0	0	0	0
Complaint Substantiated Abused	0	0	0	0	0	0	0	0
Complaint Substantiated Mentally Ill	0	0	0	0	0	0	0	0
Informal Adjustment	0	0	0	0	0	0	0	0
Pretrial Diversion	0	0	0	0	0	0	0	0
Transfer to Adult Court Hearing	0	0	0	0	0	0	0	0
Charges Cleared by Transfer to Adult Court	0	0	0	0	0	0	0	0
Special Proceeding	0	0	0	0	0	0	0	0
Review Concluded	0	0	0	0	0	0	0	0
Case Held Open	0	0	0	0	0	0	0	0
Unknown	0	0	0	0	0	0	0	0
Other	0	0	0	0	0	0	0	0
<b>Totals</b>	<b>1</b>	<b>0</b>	<b>0</b>	<b>0</b>	<b>0</b>	<b>0</b>	<b>0</b>	<b>1</b>
<b>All Action Totals</b>	<b>417</b>	<b>72</b>	<b>9</b>	<b>158</b>	<b>35</b>	<b>7</b>	<b>0</b>	<b>698</b>

**TENNESSEE COUNCIL OF JUVENILE AND FAMILY COURT JUDGES  
2008 GILES COUNTY JUVENILE COURT STATISTICAL DATA**

**Formal and Informal Actions by Class of Referral, Race and Sex for CY 2008**

	White Male	African American Male	Other Race Male	White Female	African American Female	Other Race Female	Unknown Race or Sex	Total
<b><u>Offenses Against Persons</u></b>								
Informal Adjustment	18	3	0	1	1	0	0	23
Complaint Substantiated Delinquent	9	1	0	1	5	0	0	16
Retired / Nolle Prosequi	6	1	0	1	2	0	0	10
Dismissed	8	0	0	1	0	0	0	9
Complaint Substantiated Status Offender	0	0	0	0	0	0	0	0
Complaint Substantiated Dependent/Neglect	0	0	0	0	0	0	0	0
Complaint Substantiated Abused	0	0	0	0	0	0	0	0
Complaint Substantiated Mentally Ill	0	0	0	0	0	0	0	0
Pretrial Diversion	0	0	0	0	0	0	0	0
Transfer to Adult Court Hearing	0	0	0	0	0	0	0	0
Charges Cleared by Transfer to Adult Court	0	0	0	0	0	0	0	0
Special Proceeding	0	0	0	0	0	0	0	0
Review Concluded	0	0	0	0	0	0	0	0
Case Held Open	0	0	0	0	0	0	0	0
Unknown	0	0	0	0	0	0	0	0
Other	0	0	0	0	0	0	0	0
<b>Totals</b>	<b>41</b>	<b>5</b>	<b>0</b>	<b>4</b>	<b>8</b>	<b>0</b>	<b>0</b>	<b>58</b>

<b><u>Offenses Against Property</u></b>								
Complaint Substantiated Delinquent	27	3	0	10	1	0	0	41
Informal Adjustment	18	0	0	8	0	2	0	28
Retired / Nolle Prosequi	10	2	0	0	1	0	0	13
Dismissed	6	1	0	0	0	0	0	7
Pretrial Diversion	0	0	0	1	0	0	0	1
Complaint Substantiated Status Offender	0	0	0	0	0	0	0	0
Complaint Substantiated Dependent/Neglect	0	0	0	0	0	0	0	0
Complaint Substantiated Abused	0	0	0	0	0	0	0	0
Complaint Substantiated Mentally Ill	0	0	0	0	0	0	0	0
Transfer to Adult Court Hearing	0	0	0	0	0	0	0	0
Charges Cleared by Transfer to Adult Court	0	0	0	0	0	0	0	0
Special Proceeding	0	0	0	0	0	0	0	0
Review Concluded	0	0	0	0	0	0	0	0
Case Held Open	0	0	0	0	0	0	0	0
Unknown	0	0	0	0	0	0	0	0
Other	0	0	0	0	0	0	0	0
<b>Totals</b>	<b>61</b>	<b>6</b>	<b>0</b>	<b>19</b>	<b>2</b>	<b>2</b>	<b>0</b>	<b>90</b>

**TENNESSEE COUNCIL OF JUVENILE AND FAMILY COURT JUDGES  
2008 GILES COUNTY JUVENILE COURT STATISTICAL DATA**

**Formal and Informal Actions by Class of Referral, Race and Sex for CY 2008**

	White Male	African American Male	Other Race Male	White Female	African American Female	Other Race Female	Unknown Race or Sex	Total
<b><u>Illegal Conduct</u></b>								
Complaint Substantiated Delinquent	98	21	3	12	5	1	0	140
Retired / Nolle Prosequi	60	9	2	30	6	1	0	108
Informal Adjustment	37	14	2	32	1	1	0	87
Dismissed	51	3	1	18	5	0	0	78
Pretrial Diversion	2	0	0	0	0	0	0	2
Review Concluded	1	0	0	0	0	0	0	1
Case Held Open	1	0	0	0	0	0	0	1
Complaint Substantiated Status Offender	0	0	0	0	0	0	0	0
Complaint Substantiated Dependent/Neglect	0	0	0	0	0	0	0	0
Complaint Substantiated Abused	0	0	0	0	0	0	0	0
Complaint Substantiated Mentally Ill	0	0	0	0	0	0	0	0
Transfer to Adult Court Hearing	0	0	0	0	0	0	0	0
Charges Cleared by Transfer to Adult Court	0	0	0	0	0	0	0	0
Special Proceeding	0	0	0	0	0	0	0	0
Unknown	0	0	0	0	0	0	0	0
Other	0	0	0	0	0	0	0	0
<b>Totals</b>	<b>250</b>	<b>47</b>	<b>8</b>	<b>92</b>	<b>17</b>	<b>3</b>	<b>0</b>	<b>417</b>

<b><u>Status Offenses</u></b>								
Dismissed	18	7	0	9	1	0	0	35
Retired / Nolle Prosequi	8	0	1	2	2	0	0	13
Complaint Substantiated Status Offender	4	0	0	4	0	0	0	8
Informal Adjustment	0	0	0	6	0	0	0	6
Case Held Open	3	2	0	0	0	1	0	6
Complaint Substantiated Delinquent	2	0	0	0	0	0	0	2
Review Concluded	0	0	0	1	0	0	0	1
Complaint Substantiated Dependent/Neglect	0	0	0	0	0	0	0	0
Complaint Substantiated Abused	0	0	0	0	0	0	0	0
Complaint Substantiated Mentally Ill	0	0	0	0	0	0	0	0
Pretrial Diversion	0	0	0	0	0	0	0	0
Transfer to Adult Court Hearing	0	0	0	0	0	0	0	0
Charges Cleared by Transfer to Adult Court	0	0	0	0	0	0	0	0
Special Proceeding	0	0	0	0	0	0	0	0
Unknown	0	0	0	0	0	0	0	0
Other	0	0	0	0	0	0	0	0
<b>Totals</b>	<b>35</b>	<b>9</b>	<b>1</b>	<b>22</b>	<b>3</b>	<b>1</b>	<b>0</b>	<b>71</b>

**TENNESSEE COUNCIL OF JUVENILE AND FAMILY COURT JUDGES  
2008 GILES COUNTY JUVENILE COURT STATISTICAL DATA**

**Formal and Informal Actions by Class of Referral, Race and Sex for CY 2008**

	White Male	African American Male	Other Race Male	White Female	African American Female	Other Race Female	Unknown Race or Sex	Total
<b><u>Dependency/Neglect</u></b>								
Complaint Substantiated Dependent/Neglect	6	0	0	5	0	0	0	11
Dismissed	1	0	0	1	0	0	0	2
Case Held Open	0	0	0	1	0	0	0	1
Retired / Nolle Prosequi	0	0	0	0	0	0	0	0
Complaint Substantiated Delinquent	0	0	0	0	0	0	0	0
Complaint Substantiated Status Offender	0	0	0	0	0	0	0	0
Complaint Substantiated Abused	0	0	0	0	0	0	0	0
Complaint Substantiated Mentally Ill	0	0	0	0	0	0	0	0
Informal Adjustment	0	0	0	0	0	0	0	0
Pretrial Diversion	0	0	0	0	0	0	0	0
Transfer to Adult Court Hearing	0	0	0	0	0	0	0	0
Charges Cleared by Transfer to Adult Court	0	0	0	0	0	0	0	0
Special Proceeding	0	0	0	0	0	0	0	0
Review Concluded	0	0	0	0	0	0	0	0
Unknown	0	0	0	0	0	0	0	0
Other	0	0	0	0	0	0	0	0
<b>Totals</b>	<b>7</b>	<b>0</b>	<b>0</b>	<b>7</b>	<b>0</b>	<b>0</b>	<b>0</b>	<b>14</b>

**Other Violation Proceedings**

Complaint Substantiated Delinquent	1	0	0	1	1	0	0	3
Retired / Nolle Prosequi	1	0	0	0	1	0	0	2
Dismissed	0	0	0	0	0	0	0	0
Complaint Substantiated Status Offender	0	0	0	0	0	0	0	0
Complaint Substantiated Dependent/Neglect	0	0	0	0	0	0	0	0
Complaint Substantiated Abused	0	0	0	0	0	0	0	0
Complaint Substantiated Mentally Ill	0	0	0	0	0	0	0	0
Informal Adjustment	0	0	0	0	0	0	0	0
Pretrial Diversion	0	0	0	0	0	0	0	0
Transfer to Adult Court Hearing	0	0	0	0	0	0	0	0
Charges Cleared by Transfer to Adult Court	0	0	0	0	0	0	0	0
Special Proceeding	0	0	0	0	0	0	0	0
Review Concluded	0	0	0	0	0	0	0	0
Case Held Open	0	0	0	0	0	0	0	0
Unknown	0	0	0	0	0	0	0	0
Other	0	0	0	0	0	0	0	0
<b>Totals</b>	<b>2</b>	<b>0</b>	<b>0</b>	<b>1</b>	<b>2</b>	<b>0</b>	<b>0</b>	<b>5</b>



**TENNESSEE COUNCIL OF JUVENILE AND FAMILY COURT JUDGES  
2008 GILES COUNTY JUVENILE COURT STATISTICAL DATA**

**Formal and Informal Actions by Class of Referral, Race and Sex for CY 2008**

	White Male	African American Male	Other Race Male	White Female	African American Female	Other Race Female	Unknown Race or Sex	Total
<b><u>Parentage</u></b>								
Special Proceeding	0	0	0	1	0	0	0	1
Dismissed	0	0	0	0	0	0	0	0
Retired / Nolle Prosequi	0	0	0	0	0	0	0	0
Complaint Substantiated Delinquent	0	0	0	0	0	0	0	0
Complaint Substantiated Status Offender	0	0	0	0	0	0	0	0
Complaint Substantiated Dependent/Neglect	0	0	0	0	0	0	0	0
Complaint Substantiated Abused	0	0	0	0	0	0	0	0
Complaint Substantiated Mentally Ill	0	0	0	0	0	0	0	0
Informal Adjustment	0	0	0	0	0	0	0	0
Pretrial Diversion	0	0	0	0	0	0	0	0
Transfer to Adult Court Hearing	0	0	0	0	0	0	0	0
Charges Cleared by Transfer to Adult Court	0	0	0	0	0	0	0	0
Review Concluded	0	0	0	0	0	0	0	0
Case Held Open	0	0	0	0	0	0	0	0
Unknown	0	0	0	0	0	0	0	0
Other	0	0	0	0	0	0	0	0
<b>Totals</b>	<b>0</b>	<b>0</b>	<b>0</b>	<b>1</b>	<b>0</b>	<b>0</b>	<b>0</b>	<b>1</b>

**Special Proceedings**

Case Held Open	10	4	0	9	2	1	0	26
Review Concluded	10	1	0	2	1	0	0	14
Complaint Substantiated Dependent/Neglect	0	0	0	1	0	0	0	1
Dismissed	0	0	0	0	0	0	0	0
Retired / Nolle Prosequi	0	0	0	0	0	0	0	0
Complaint Substantiated Delinquent	0	0	0	0	0	0	0	0
Complaint Substantiated Status Offender	0	0	0	0	0	0	0	0
Complaint Substantiated Abused	0	0	0	0	0	0	0	0
Complaint Substantiated Mentally Ill	0	0	0	0	0	0	0	0
Informal Adjustment	0	0	0	0	0	0	0	0
Pretrial Diversion	0	0	0	0	0	0	0	0
Transfer to Adult Court Hearing	0	0	0	0	0	0	0	0
Charges Cleared by Transfer to Adult Court	0	0	0	0	0	0	0	0
Special Proceeding	0	0	0	0	0	0	0	0
Unknown	0	0	0	0	0	0	0	0
Other	0	0	0	0	0	0	0	0
<b>Totals</b>	<b>20</b>	<b>5</b>	<b>0</b>	<b>12</b>	<b>3</b>	<b>1</b>	<b>0</b>	<b>41</b>

**TENNESSEE COUNCIL OF JUVENILE AND FAMILY COURT JUDGES  
2008 GILES COUNTY JUVENILE COURT STATISTICAL DATA**

**Formal and Informal Actions by Class of Referral, Race and Sex for CY 2008**

	White Male	African American Male	Other Race Male	White Female	African American Female	Other Race Female	Unknown Race or Sex	Total
<b>Other</b>								
Complaint Substantiated Delinquent	1	0	0	0	0	0	0	1
Dismissed	0	0	0	0	0	0	0	0
Retired / Nolle Prosequi	0	0	0	0	0	0	0	0
Complaint Substantiated Status Offender	0	0	0	0	0	0	0	0
Complaint Substantiated Dependent/Neglect	0	0	0	0	0	0	0	0
Complaint Substantiated Abused	0	0	0	0	0	0	0	0
Complaint Substantiated Mentally Ill	0	0	0	0	0	0	0	0
Informal Adjustment	0	0	0	0	0	0	0	0
Pretrial Diversion	0	0	0	0	0	0	0	0
Transfer to Adult Court Hearing	0	0	0	0	0	0	0	0
Charges Cleared by Transfer to Adult Court	0	0	0	0	0	0	0	0
Special Proceeding	0	0	0	0	0	0	0	0
Review Concluded	0	0	0	0	0	0	0	0
Case Held Open	0	0	0	0	0	0	0	0
Unknown	0	0	0	0	0	0	0	0
Other	0	0	0	0	0	0	0	0
<b>Totals</b>	<b>1</b>	<b>0</b>	<b>0</b>	<b>0</b>	<b>0</b>	<b>0</b>	<b>0</b>	<b>1</b>
<b>All Action Totals</b>	<b>417</b>	<b>72</b>	<b>9</b>	<b>158</b>	<b>35</b>	<b>7</b>	<b>0</b>	<b>698</b>

**TENNESSEE COUNCIL OF JUVENILE AND FAMILY COURT JUDGES  
2008 GILES COUNTY JUVENILE COURT STATISTICAL DATA**

**Children Transferred to Adult Court by Age at Disposition Date, Race and Sex for CY 2008  
Total Children = 377**

	White Male	African American Male	Other Race Male	White Female	African American Female	Other Race Female	Unknown Race or Sex	Total	% of All Children Referred
Age Under 1	0	0	0	0	0	0	0	0	0.00%
Age 1	0	0	0	0	0	0	0	0	0.00%
Age 2	0	0	0	0	0	0	0	0	0.00%
Age 3	0	0	0	0	0	0	0	0	0.00%
Age 4	0	0	0	0	0	0	0	0	0.00%
Age 5	0	0	0	0	0	0	0	0	0.00%
Age 6	0	0	0	0	0	0	0	0	0.00%
Age 7	0	0	0	0	0	0	0	0	0.00%
Age 8	0	0	0	0	0	0	0	0	0.00%
Age 9	0	0	0	0	0	0	0	0	0.00%
Age 10	0	0	0	0	0	0	0	0	0.00%
Age 11	0	0	0	0	0	0	0	0	0.00%
Age 12	0	0	0	0	0	0	0	0	0.00%
Age 13	0	0	0	0	0	0	0	0	0.00%
Age 14	0	0	0	0	0	0	0	0	0.00%
Age 15	0	0	0	0	0	0	0	0	0.00%
Age 16	0	0	0	0	0	0	0	0	0.00%
Age 17	0	0	0	0	0	0	0	0	0.00%
Age 18	0	0	0	0	0	0	0	0	0.00%
Age 19 and Over	0	0	0	0	0	0	0	0	0.00%
<b>Totals</b>	<b>0</b>	<b>0</b>	<b>0</b>	<b>0</b>	<b>0</b>	<b>0</b>	<b>0</b>	<b>0</b>	

**Total Children Transferred to Adult Court**

**TENNESSEE COUNCIL OF JUVENILE AND FAMILY COURT JUDGES  
2008 GILES COUNTY JUVENILE COURT STATISTICAL DATA**

**Outcomes by Type Of Disposition, Race and Sex for CY 2008**

	White Male	African American Male	Other Race Male	White Female	African American Female	Other Race Female	Unknown Race or Sex	Total
<b><u>General Action Codes</u></b>								
Public Service	67	16	1	22	3	2	0	111
Case Dismissed	40	7	1	15	4	0	0	67
Supervision / Probation to Juvenile Court	43	8	0	7	9	0	0	67
Referred to Defensive Driving School	37	2	0	20	2	0	0	61
Dismissed from Informal Adjustment	27	7	1	17	1	1	0	54
Fine	36	4	0	6	1	1	0	48
Referred to Alcohol Safety School	26	5	0	9	0	1	0	41
Case Retired or Nolle Prosequi	16	6	1	5	2	0	0	30
Restitution	21	2	0	2	1	0	0	26
No Contact Order	6	1	0	5	3	1	0	16
Referred for Mental Health Counseling	13	0	0	1	0	0	0	14
Runaway Returned	3	6	0	1	1	1	0	12
Referral to Another Entity for Superv/Servc	3	3	1	3	0	0	0	10
Held Open For Review	4	0	0	1	0	0	0	5
Court Defined Curfew	3	2	0	0	0	0	0	5
Probation to Parents	1	0	0	0	0	0	0	1
Referred for Alcohol and Drug Counseling	0	0	0	1	0	0	0	1
Referred to Private Child Agency	1	0	0	0	0	0	0	1
Placement with Relative / Other Individual	1	0	0	0	0	0	0	1
Released from Probation	1	0	0	0	0	0	0	1
Warned / Counseled	0	0	0	0	0	0	0	0
Referred to Alternative School	0	0	0	0	0	0	0	0
Referral to Juvenile Court Educ-Based Pgm	0	0	0	0	0	0	0	0
Driver's License Held Informally	0	0	0	0	0	0	0	0
Voluntary Placement with DMHMR	0	0	0	0	0	0	0	0
Private Mental Health Placement	0	0	0	0	0	0	0	0
Private MR Placement	0	0	0	0	0	0	0	0
Placement with City/Cnty Agcy/Facility	0	0	0	0	0	0	0	0
Injunction Other than No Contact Order	0	0	0	0	0	0	0	0
House Arrest	0	0	0	0	0	0	0	0
Dismissed from Pretrial Diversion	0	0	0	0	0	0	0	0
<b>Totals</b>	<b>349</b>	<b>69</b>	<b>5</b>	<b>115</b>	<b>27</b>	<b>7</b>	<b>0</b>	<b>572</b>

**TENNESSEE COUNCIL OF JUVENILE AND FAMILY COURT JUDGES  
2008 GILES COUNTY JUVENILE COURT STATISTICAL DATA**

**Outcomes by Type Of Disposition, Race and Sex for CY 2008**

	White Male	African American Male	Other Race Male	White Female	African American Female	Other Race Female	Unknown Race or Sex	Total
<b><u>Formal Action Codes</u></b>								
DCS Commitment - Custody	26	3	3	12	1	0	0	45
Transfer to Another Juvenile Court for Dispo	2	0	0	1	0	0	0	3
DCS Probation	2	0	0	0	0	0	0	2
Other Intensive Probation	0	0	0	0	1	0	0	1
Supervision by DCS	0	0	0	1	0	0	0	1
Transferred to Adult Court	0	0	0	0	0	0	0	0
DMHMR Involuntary Commitment	0	0	0	0	0	0	0	0
DCS Commitment - Determinate	0	0	0	0	0	0	0	0
DCS Commitment - Suspended	0	0	0	0	0	0	0	0
DCS Intensive Probation	0	0	0	0	0	0	0	0
Placed Under a Valid Court Order	0	0	0	0	0	0	0	0
Parental Rights Terminated	0	0	0	0	0	0	0	0
Parental Rights Not Terminated	0	0	0	0	0	0	0	0
<b>Totals</b>	<b>30</b>	<b>3</b>	<b>3</b>	<b>14</b>	<b>2</b>	<b>0</b>	<b>0</b>	<b>52</b>

**Special Proceedings**

Court Costs	177	29	5	63	16	3	0	293
Foster Care Continued	10	4	0	9	1	2	0	26
Foster Care Terminated	8	1	0	2	1	0	0	12
Custody Changed	0	1	0	2	0	0	0	3
Custody Unchanged	0	0	0	2	0	0	0	2
Order of Reference to DCS	0	0	0	0	0	0	0	0
Visitation Changed	0	0	0	0	0	0	0	0
Visitation Unchanged	0	0	0	0	0	0	0	0
Voluntary Acknowledgement of Paternity	0	0	0	0	0	0	0	0
Paternity Determined / Child Legitimated	0	0	0	0	0	0	0	0
Paternity Not Determ/Child Not Legitimated	0	0	0	0	0	0	0	0
Child Support Granted	0	0	0	0	0	0	0	0
Child Support Amended	0	0	0	0	0	0	0	0
Child Support Denied	0	0	0	0	0	0	0	0
Child Support Terminated	0	0	0	0	0	0	0	0
Request for Medical Treatment Granted	0	0	0	0	0	0	0	0
Request for Medical Treatment Denied	0	0	0	0	0	0	0	0
Consent to Marry Granted	0	0	0	0	0	0	0	0
Consent to Marry Denied	0	0	0	0	0	0	0	0
<b>Totals</b>	<b>195</b>	<b>35</b>	<b>5</b>	<b>78</b>	<b>18</b>	<b>5</b>	<b>0</b>	<b>336</b>


**Other Outcome Codes**

Other	0	0	0	0	0	0	0	0
<b>Totals</b>	<b>0</b>	<b>0</b>	<b>0</b>	<b>0</b>	<b>0</b>	<b>0</b>	<b>0</b>	<b>0</b>

<b>All Outcome Totals</b>	<b>574</b>	<b>107</b>	<b>13</b>	<b>207</b>	<b>47</b>	<b>12</b>	<b>0</b>	<b>960</b>
---------------------------	------------	------------	-----------	------------	-----------	-----------	----------	------------

TENNESSEE COUNCIL OF JUVENILE AND FAMILY COURT JUDGES  
2008 GILES COUNTY JUVENILE COURT STATISTICAL DATA

Breakdown of Referrals by Court Personnel Executing the Action in CY 2008



	Referrals	% of Referrals
Judge	698	100.00%
Referee	0	0.00%
YSO	0	0.00%
Other	0	0.00%
<b>Total</b>	<b>698</b>	<b>100.00%</b>