

2008

State of Tennessee

Annual Juvenile Court Statistical Report

Greene County Breakdown

TABLE OF CONTENTS

Report Numbers Listed Below are shown at the Bottom of each Report, followed by the Report Page Number

	Report Number
Juvenile Court Referral Process	
Chart – The Juvenile Court Referral Process	1
Chart – Delinquent, Dependent/Neglect/Abuse, and Status/Unruly Referrals	2
Chart – Referrals by Type of Offense	3
Chart – Referrals for Status/Unruly Offenses	4
Children and Referral Counts by Race and Sex	
Table – Children with Delinquent Referrals by Race and Sex	5
Table – Children with Status/Unruly Referrals by Race and Sex	5
Table – Children with Dependency/Neglect/Abuse Allegations by Race and Sex	5
Table – Referrals Delinquent Referrals by Race and Sex	6
Table – Referrals Status/Unruly Referrals by Race and Sex	6
Table – Referrals Dependency/Neglect/Abuse Allegations by Race and Sex	6
Table/Chart – Referrals by Age Group, Race and Sex	7
Table/Chart – Children Referred by Age, Race and Sex	8
Table/Chart – Children Referred by Race and Sex	9
Table/Chart – Children of Hispanic Origin by Race and Sex	10
Table – Referrals by Type of Offense, Age Group, Race and Sex	11
Living Arrangement of the Child at Time of Referral	
Table/Chart – Living Arrangement at Time of Referral by Race and Sex	12
School Status of Individual Children at Time of Referral to Juvenile Court	
Table – Last Grade Completed by Children by Race and Sex	13
Table – Children Enrolled in School	13
Table – Children Enrolled in Special Education	13
Referral Information by Race, Sex and Class of Referral/Offense	
Table/Chart – Class of Referrals by Race and Sex	14
Table - Referrals by Class and Type of Offense by Race and Sex	15
Referral Reasons by Type, Race and Sex	
Table – Referral Reasons by Type of Offense, Race and Sex	16
Table – Top 4 Referral Reasons by Sex and Race	17
Table – Top 4 Referral Reasons by Sex, Race and Type of Offense	18
Source of Referrals to the Juvenile Court	
Table – Source of Referrals by Race and Sex	19
Table – Six Most Frequent Referral Reasons by Source, Race and Sex	20
Table – Source of Referrals by Type of Offense, Race and Sex	21
Children Referred with Weapons Charges	
Table/Chart – Children Referred for Unlawful Carrying/Possession of a Weapon by Age, Race and Sex	22
Table/Chart – Children Referred for Carrying Weapons on School Property	23
Intake Actions at Referral	
Table/Chart – Intake Actions at Referral by Race and Sex	24
Table/Chart – Intake Actions of Referrals by Class of Offense, Race and Sex	25

TABLE OF CONTENTS

Report Numbers Listed Below are shown at the Bottom of each Report, followed by the Report Page Number

	Report Number
Detention Statistics at Referral	
Table – Detention Statistics at Referral by Individual Child by Race and Sex	26
Table – Detention Statistics at Referral by Individual Case	26
Table – Placement After Secure Detention Hearing by Individual Child by Race and Sex	27
Table – Placement After Secure Detention Hearing by Individual Case	27
Dispositional Procedures	
Table – Procedures used to Dispose or Adjust All Referrals	28
Table – Referrals Disposed by Formal Adjudicatory Proceedings	28
Table – Referrals Disposed by Other Actions	28
Formal and Informal Actions	
Table/Chart – Formal and Informal Actions by Race and Sex	29
Table – Formal and Informal Actions by Type of Offense, Race and Sex	30
Table – Formal and Informal Actions by Class of Referral, Race and Sex	31
Children Transferred to Adult Court	
Table/Chart – Children Transferred to Adult Court by Age, Race and Sex	32
Outcomes by Type of Disposition	
Table – Outcomes by Type of Disposition, Race and Sex	33
Juvenile Court Referrals Disposed County-Wide Based on Number of Referrals	
Table/Chart – Breakdown of Referrals by Court Personnel Executing the Action	34

**TENNESSEE COUNCIL OF JUVENILE AND FAMILY COURT JUDGES
2008 GREENE COUNTY JUVENILE COURT STATISTICAL DATA**

The Juvenile Court Referral Process for CY 2008

Delinquent 676	Status 246	Dependency and Neglect 40	Other Violations 0	Special Proceedings 392	Parentage 28	Other 68
--------------------------	----------------------	-------------------------------------	------------------------------	-----------------------------------	------------------------	--------------------



Parents, Victims, School, Relatives, State Dept, etc.
1,030

Law Enforcement
420

Pretrial Diversion, Informal Adjustment
39

Court Actions
1,450

Transfer to Adult Court Hearing
1

Charges Cleared By Transfer to Adult Court
0

Special Proceeding
15

Review Concluded
250

Case Held Open
252

Other
325

Formal Adjudications
568

Juvenile Court System Outcomes / Dispositions
3,473

Formal
277

General
1,236

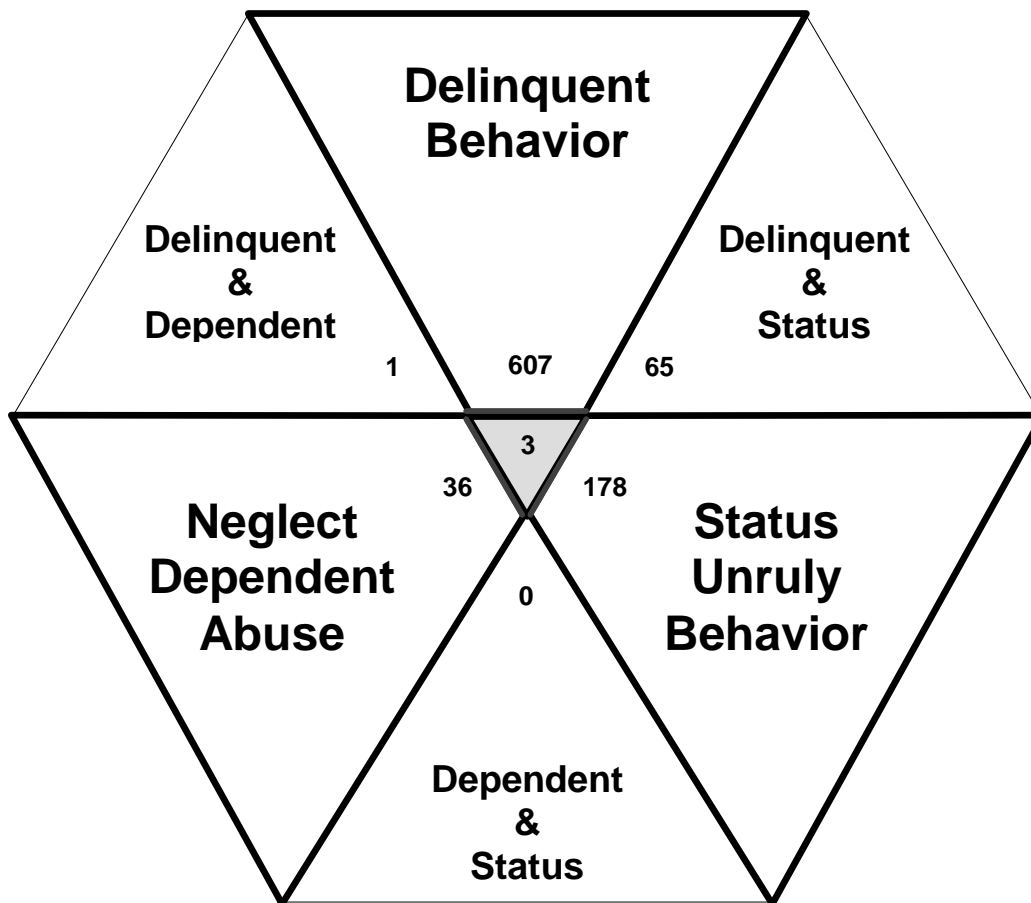
Special Proceedings
1,055

Other
905

**TENNESSEE COUNCIL OF JUVENILE AND FAMILY COURT JUDGES
2008 GREENE COUNTY JUVENILE COURT STATISTICAL DATA**

Delinquent, Dependent/Neglect/Abuse, and Status/Unruly Referrals for CY 2008

Total = 890



The remaining referrals are for:
Custody, Visitation, Paternity/Legitimation, Child Support,
Special Procedures and Other Referrals

Each child may be counted
in more than one category

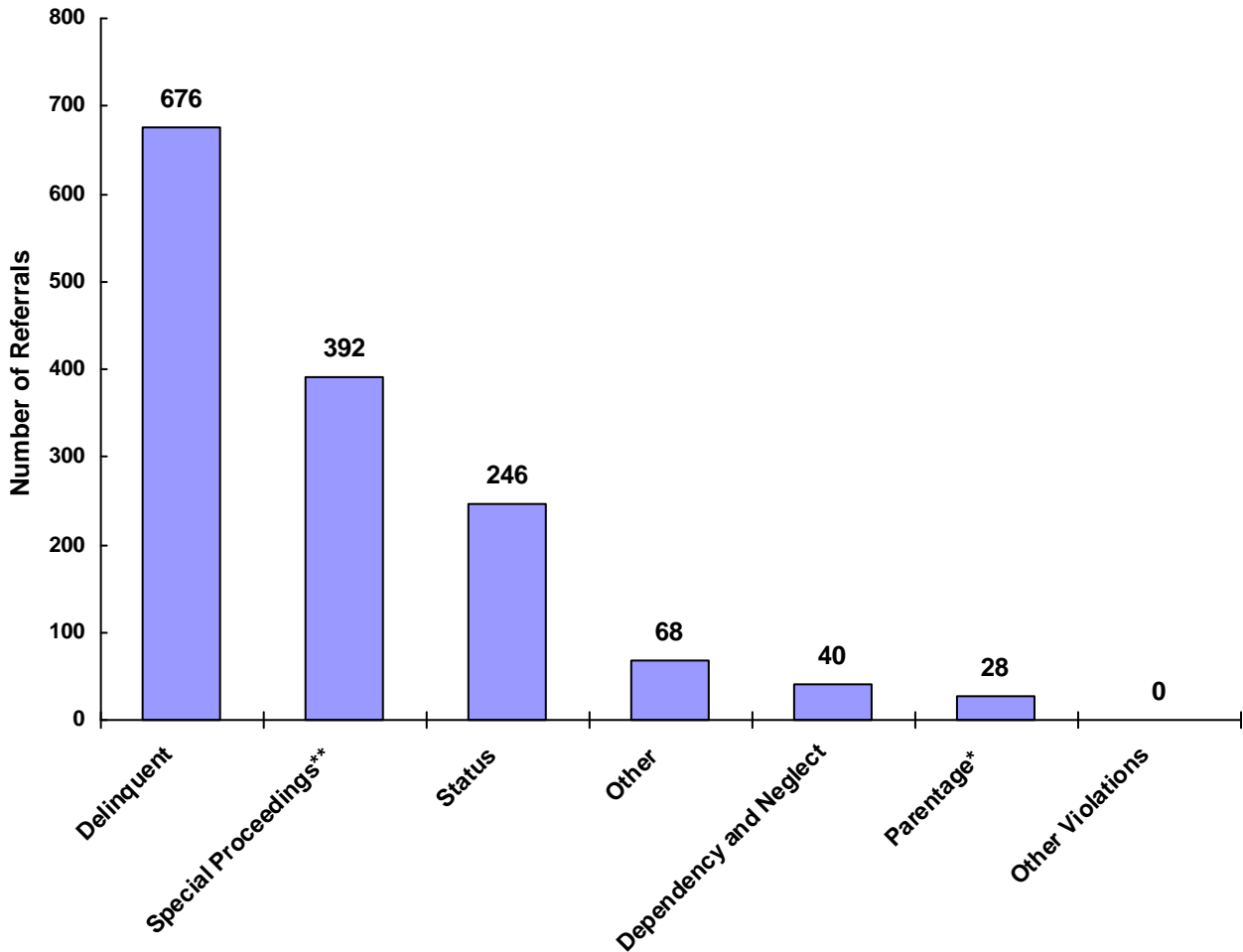
Total number of individual children for ALL referrals
disposed by juvenile courts during CY 2008 equals 773

Children can have referrals in multiple categories. The drawing above shows that in the year 2008 there were 607 referrals to Greene County Juvenile Court for children with only delinquent offenses, 178 for those with only status/unruly behavior, and 36 for children with neglect, dependent or abuse referrals during the calendar year. There were 65 referrals for children that had a delinquent AND a status/unruly referral. There were 1 referrals for children with both delinquent behavior AND a neglect, dependent or abuse allegation. There were 0 referrals for children that had both a status/unruly referral AND a neglect, dependent or abuse allegation. Also, there were 3 referrals for children that had a delinquent referral, a status/unruly referral AND a neglect, dependent or abuse allegation.

TENNESSEE COUNCIL OF JUVENILE AND FAMILY COURT JUDGES
2008 GREENE COUNTY JUVENILE COURT STATISTICAL DATA

Referrals by Type of Offense in CY 2008

Total Referrals = 1,450



* Parentage includes: Custody, Visitation, Paternity/Legitimation and Child Support

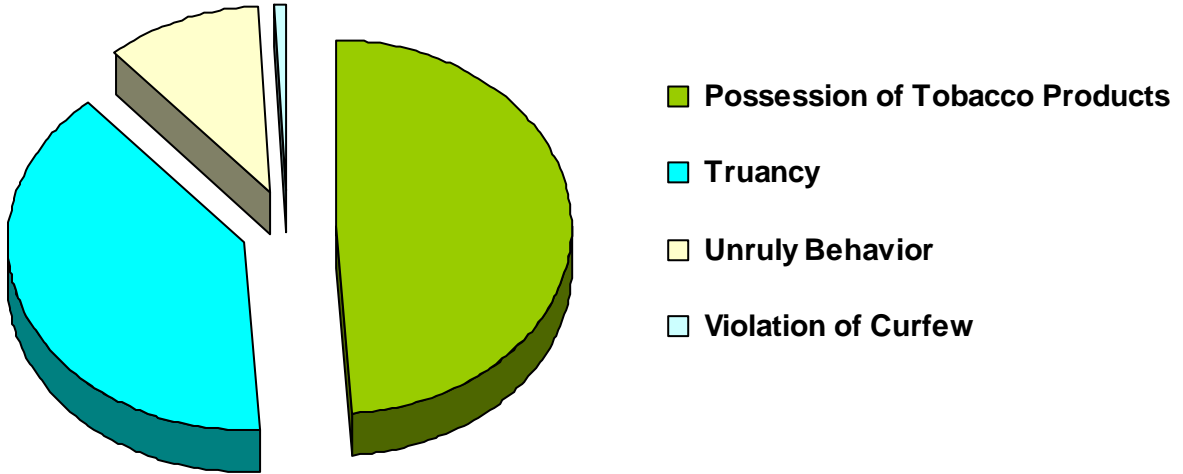
**Special Proceedings include: Judicial Review, Administrative Review, Foster Care Review, Request for Medical Treatment and Consent to Marry

Information from the Juvenile Court represents a total of 773 children and 1,380 cases that were reported to the TCJFCJ.

A Status offense is an offense committed by a child that if committed by an adult, would not be considered an offense or unlawful act. An example of this is smoking when not legally an adult.

**TENNESSEE COUNCIL OF JUVENILE AND FAMILY COURT JUDGES
2008 GREENE COUNTY JUVENILE COURT STATISTICAL DATA**

**Referrals for Status/Unruly Offenses in CY 2008
Total Status/Unruly Referrals = 246**



Referral Reason	Count	Percent
Possession of Tobacco Products	120	48.78%
Truancy	98	39.84%
Unruly Behavior	26	10.57%
Violation of Curfew	2	0.81%
Violation of a Valid Court Order	0	0.00%
Out-of-State Runaway	0	0.00%
In-State Runaway	0	0.00%
Total	246	

**TENNESSEE COUNCIL OF JUVENILE AND FAMILY COURT JUDGES
2008 GREENE COUNTY JUVENILE COURT STATISTICAL DATA**

Children* with Delinquent Referrals by Race and Sex for CY 2008

	White	African American	Native American	Asian	Mixed Race	Unknown Race	Total
Male	229	20	0	0	3	30	282
Female	114	7	0	0	1	17	139
Unknown Sex	0	0	0	0	0	0	
Totals	343	27	0	0	4	47	421

Children* with Status/Unruly Referrals by Race and Sex for CY 2008

	White	African American	Native American	Asian	Mixed Race	Unknown Race	Total
Male	132	5	0	0	1	17	155
Female	47	4	0	0	0	10	61
Unknown Sex	0	0	0	0	0	1	1
Totals	179	9	0	0	1	28	217

Children* with Dependency/Neglect/Abuse Allegations by Race and Sex for CY 2008

	White	African American	Native American	Asian	Mixed Race	Unknown Race	Total
Male	6	0	0	0	0	8	14
Female	6	0	0	0	0	8	14
Unknown Sex	0	0	0	0	0	1	1
Totals	12	0	0	0	0	17	29

* A child may be counted in more than one category

**TENNESSEE COUNCIL OF JUVENILE AND FAMILY COURT JUDGES
2008 GREENE COUNTY JUVENILE COURT STATISTICAL DATA**

Delinquent Referrals by Race and Sex for CY 2008

	White	African American	Native American	Asian	Mixed Race	Unknown Race	Total
Male	392	29	0	0	5	49	475
Female	159	12	0	0	1	29	201
Unknown Sex	0	0	0	0	0	0	0
Totals	551	41	0	0	6	78	676

Status/Unruly Referrals by Race and Sex for CY 2008

	White	African American	Native American	Asian	Mixed Race	Unknown Race	Total
Male	156	5	0	0	1	19	181
Female	50	4	0	0	0	10	64
Unknown Sex	0	0	0	0	0	1	1
Totals	206	9	0	0	1	30	246

Dependency/Neglect/Abuse Allegations by Race and Sex for CY 2008

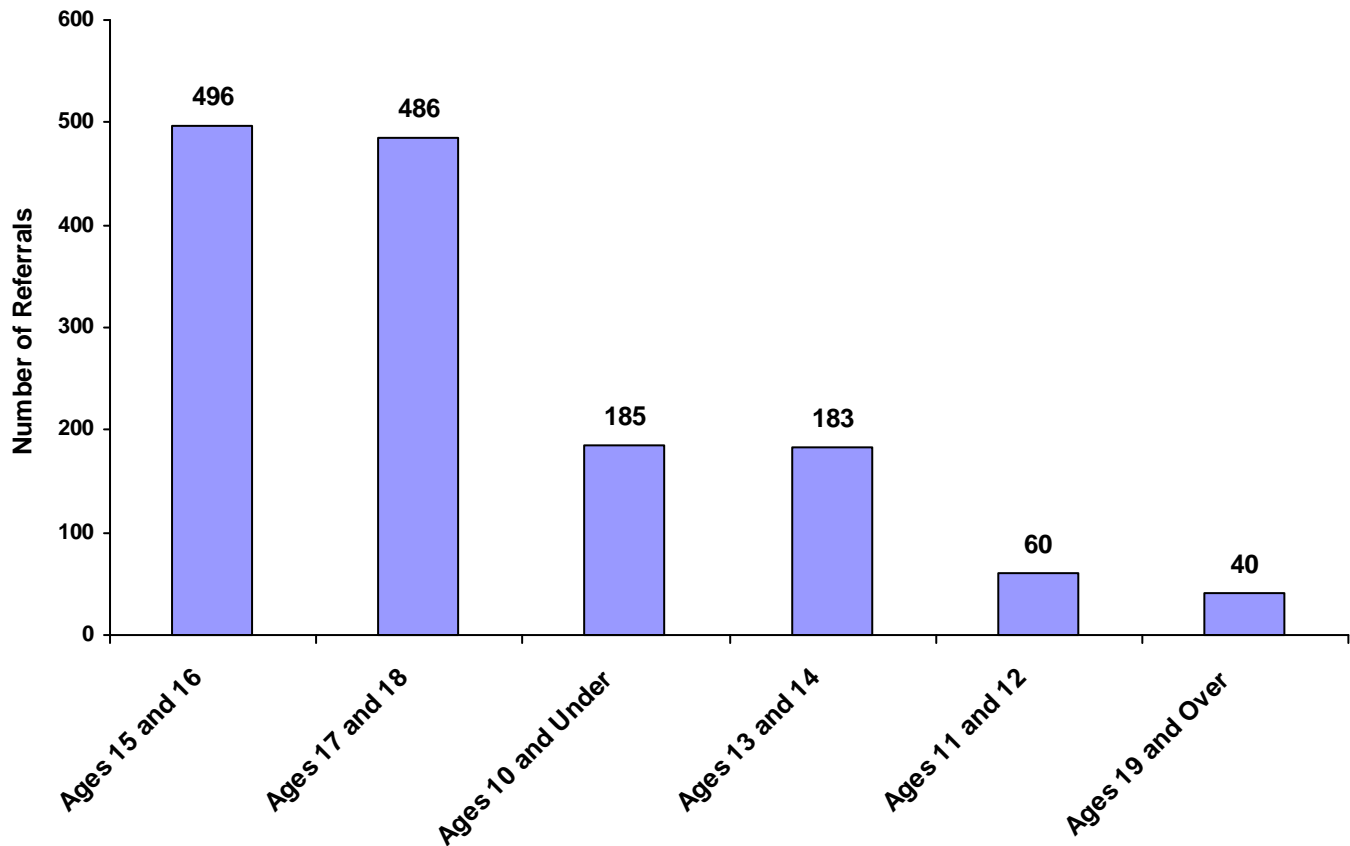
	White	African American	Native American	Asian	Mixed Race	Unknown Race	Total
Male	13	0	0	0	0	8	21
Female	10	0	0	0	0	8	18
Unknown Sex	0	0	0	0	0	1	1
Totals	23	0	0	0	0	17	40

**TENNESSEE COUNCIL OF JUVENILE AND FAMILY COURT JUDGES
2008 GREENE COUNTY JUVENILE COURT STATISTICAL DATA**

Referrals by Age Group, Race and Sex for CY 2008

	White Male	African American Male	Other Race Male	White Female	African American Female	Other Race Female	Unknown Race or Sex	Total	% of Total Referrals
Birth through Age 10	45	5	0	41	1	0	93	185	12.76%
Ages 11 and 12	27	0	1	9	0	0	23	60	4.14%
Ages 13 and 14	110	7	3	37	2	1	23	183	12.62%
Ages 15 and 16	302	16	4	116	16	0	42	496	34.21%
Ages 17 and 18	284	18	0	115	9	0	60	486	33.52%
Ages 19 and Over	12	0	0	25	0	0	3	40	2.76%
All Age Group Totals	780	46	8	343	28	1	244	1,450	

Total Referrals by Age Group

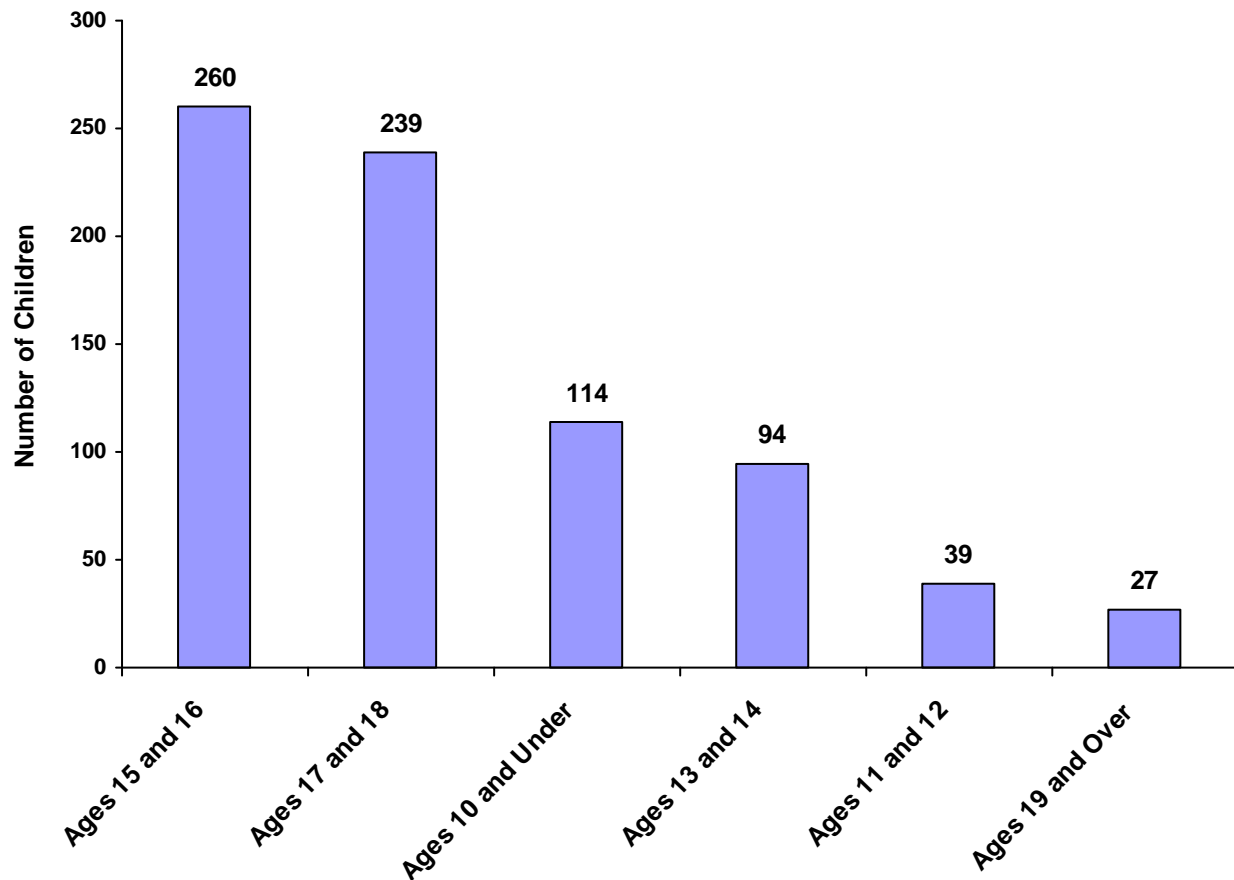


**TENNESSEE COUNCIL OF JUVENILE AND FAMILY COURT JUDGES
2008 GREENE COUNTY JUVENILE COURT STATISTICAL DATA**

Children Referred by Age Group, Race and Sex for CY 2008

	White Male	African American Male	Other Race Male	White Female	African American Female	Other Race Female	Unknown Race or Sex	Total	% of All Children Referred
Ages 10 and Under	30	4	0	28	1	0	51	114	14.75%
Ages 11 through 12	22	0	1	5	0	0	11	39	5.05%
Ages 13 through 14	49	4	0	26	2	1	12	94	12.16%
Ages 15 through 16	151	7	2	68	9	0	23	260	33.64%
Ages 17 through 18	136	11	0	60	3	0	29	239	30.92%
Ages 19 and Over	8	0	0	16	0	0	3	27	3.49%
Total	396	26	3	203	15	1	129	773	

Total Children by Age Group

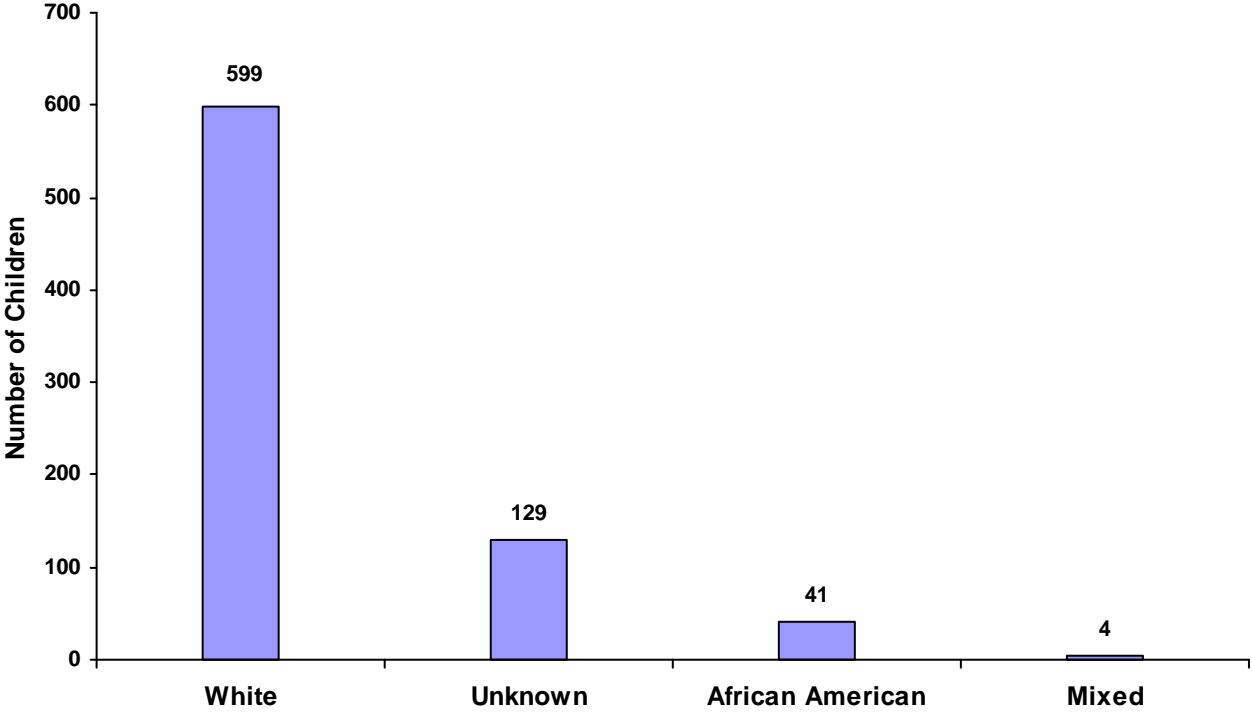


**TENNESSEE COUNCIL OF JUVENILE AND FAMILY COURT JUDGES
2008 GREENE COUNTY JUVENILE COURT STATISTICAL DATA**

Children Referred by Race and Sex for CY 2008

Race	Male	Female	Unknown	Total
White	396	203	0	599
African American	26	15	0	41
Native American	0	0	0	0
Asian	0	0	0	0
Mixed	3	1	0	4
Unknown	70	57	2	129
Total	495	276	2	773

Total Children by Race

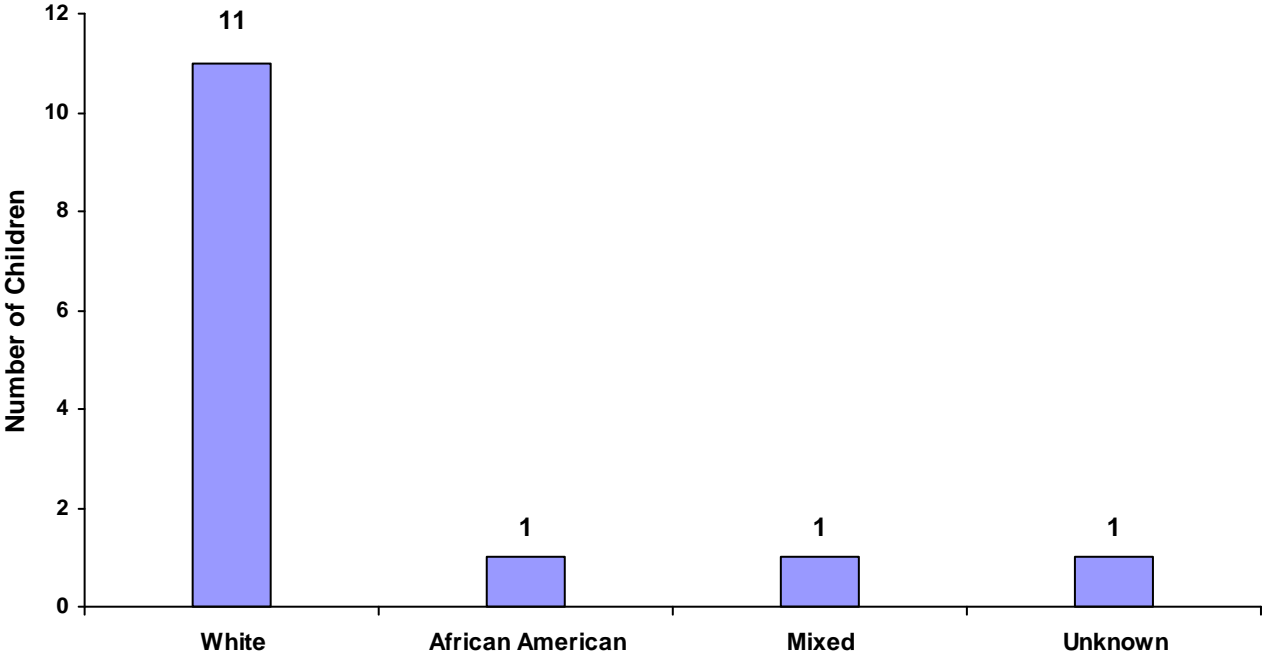


**TENNESSEE COUNCIL OF JUVENILE AND FAMILY COURT JUDGES
2008 GREENE COUNTY JUVENILE COURT STATISTICAL DATA**

Children of Hispanic Origin by Race and Sex for CY 2008

Race	Male	Female	Unknown	Total
White	8	3	0	11
African American	1	0	0	1
Native American	0	0	0	0
Asian	0	0	0	0
Mixed	0	1	0	1
Unknown	1	0	0	1
Total	10	4	0	14

Total Children of Hispanic Origin by Race



**TENNESSEE COUNCIL OF JUVENILE AND FAMILY COURT JUDGES
2008 GREENE COUNTY JUVENILE COURT STATISTICAL DATA**

Referrals by Type of Offense, Age Group, Race and Sex for CY 2008

	White Male	African American Male	Other Race Male	White Female	African American Female	Other Race Female	Unknown Race or Sex	Total
Delinquent								
Ages 10 and Under	0	1	0	0	0	0	7	8
Ages 11 through 12	8	0	0	0	0	0	6	14
Ages 13 through 14	49	6	1	14	1	1	9	81
Ages 15 through 16	149	12	4	57	4	0	22	248
Ages 17 through 18	181	10	0	77	7	0	34	309
Ages 19 and Over	5	0	0	11	0	0	0	16
Total	392	29	5	159	12	1	78	676
Status								
Ages 10 and Under	2	0	0	0	0	0	0	2
Ages 11 through 12	11	0	1	1	0	0	0	13
Ages 13 through 14	24	1	0	8	1	0	6	40
Ages 15 through 16	88	1	0	23	3	0	10	125
Ages 17 through 18	31	3	0	18	0	0	14	66
Ages 19 and Over	0	0	0	0	0	0	0	0
Total	156	5	1	50	4	0	30	246
Dependency and Neglect								
Ages 10 and Under	5	0	0	4	0	0	13	22
Ages 11 through 12	0	0	0	2	0	0	2	4
Ages 13 through 14	1	0	0	1	0	0	1	3
Ages 15 through 16	3	0	0	2	0	0	0	5
Ages 17 through 18	4	0	0	1	0	0	1	6
Ages 19 and Over	0	0	0	0	0	0	0	0
Total	13	0	0	10	0	0	17	40
Other Violations								
Ages 10 and Under	0	0	0	0	0	0	0	0
Ages 11 through 12	0	0	0	0	0	0	0	0
Ages 13 through 14	0	0	0	0	0	0	0	0
Ages 15 through 16	0	0	0	0	0	0	0	0
Ages 17 through 18	0	0	0	0	0	0	0	0
Ages 19 and Over	0	0	0	0	0	0	0	0
Total	0	0	0	0	0	0	0	0

**TENNESSEE COUNCIL OF JUVENILE AND FAMILY COURT JUDGES
2008 GREENE COUNTY JUVENILE COURT STATISTICAL DATA**

Referrals by Type of Offense, Age Group, Race and Sex for CY 2008

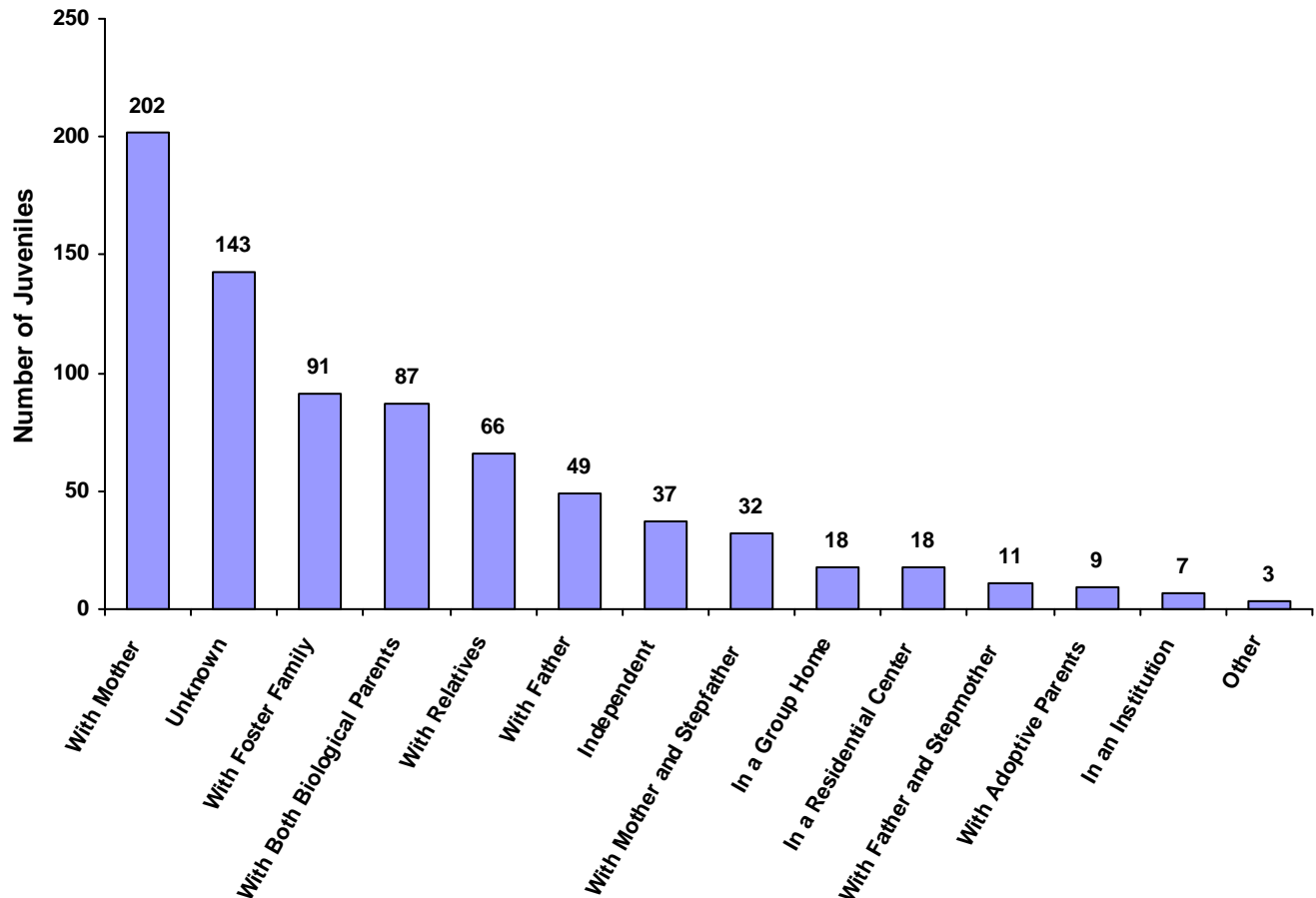
	White Male	African American Male	Other Race Male	White Female	African American Female	Other Race Female	Unknown Race or Sex	Total
Special Proceedings								
Ages 10 and Under	36	3	0	36	1	0	70	146
Ages 11 through 12	3	0	0	5	0	0	13	21
Ages 13 through 14	35	0	2	12	0	0	6	55
Ages 15 through 16	48	3	0	31	9	0	8	99
Ages 17 through 18	62	4	0	17	1	0	10	94
Ages 19 and Over	4	0	0	1	0	0	0	5
Total	188	10	2	102	11	0	107	420
Other								
Ages 10 and Under	2	1	0	1	0	0	3	7
Ages 11 through 12	5	0	0	1	0	0	2	8
Ages 13 through 14	1	0	0	2	0	0	1	4
Ages 15 through 16	14	0	0	3	0	0	2	19
Ages 17 through 18	6	1	0	2	1	0	1	11
Ages 19 and Over	3	0	0	13	0	0	3	19
Total	31	2	0	22	1	0	12	68
Grand Total	780	46	8	343	28	1	244	1,450

**TENNESSEE COUNCIL OF JUVENILE AND FAMILY COURT JUDGES
2008 GREENE COUNTY JUVENILE COURT STATISTICAL DATA**

Living Arrangement of Juveniles by Race and Sex for CY 2008

	White Male	African American Male	Other Race Male	White Female	African American Female	Other Race Female	Unknown Race or Sex	Total	% of All Children Referred
With Both Biological Parents	54	4	0	17	0	1	11	87	11.25%
With Father and Stepmother	7	0	0	2	0	0	2	11	1.42%
With Mother and Stepfather	16	2	1	10	0	0	3	32	4.14%
With Mother	94	7	0	52	10	0	39	202	26.13%
With Father	28	0	0	10	0	0	11	49	6.34%
With Relatives	28	2	1	15	0	0	20	66	8.54%
With Adoptive Parents	3	1	0	2	1	0	2	9	1.16%
With Foster Family	43	1	0	27	3	0	17	91	11.77%
In a Group Home	10	2	0	0	0	0	6	18	2.33%
In a Residential Center	14	2	1	0	0	0	1	18	2.33%
In an Institution	5	2	0	0	0	0	0	7	0.91%
Independent	12	0	0	22	0	0	3	37	4.79%
Unknown	81	3	0	45	1	0	13	143	18.50%
Other	1	0	0	1	0	0	1	3	0.39%
Totals	396	26	3	203	15	1	129	773	

Living Arrangement of Juveniles



**TENNESSEE COUNCIL OF JUVENILE AND FAMILY COURT JUDGES
2008 GREENE COUNTY JUVENILE COURT STATISTICAL DATA**

Last Grade Completed by Children by Race and Sex for CY 2008

	White Male	African American Male	Other Race Male	White Female	African American Female	Other Race Female	Unknown Race or Sex	Total	% of All Children Referred
Too Young for School	12	0	0	15	1	0	29	57	7.37%
Preschool	1	0	0	1	0	0	1	3	0.39%
Kindergarten	0	0	0	2	0	0	0	2	0.26%
1st Grade	0	0	0	1	0	0	0	1	0.13%
2nd Grade	2	0	0	0	0	0	0	2	0.26%
3rd Grade	0	0	0	0	0	0	1	1	0.13%
4th Grade	2	1	0	0	0	0	1	4	0.52%
5th Grade	8	0	0	1	0	0	0	9	1.16%
6th Grade	7	0	1	5	0	0	0	13	1.68%
7th Grade	15	1	0	7	1	0	1	25	3.23%
8th Grade	42	2	1	8	5	0	4	62	8.02%
9th Grade	37	4	0	20	2	0	1	64	8.28%
10th Grade	46	4	0	17	1	0	9	77	9.96%
11th Grade	17	1	0	15	0	0	4	37	4.79%
12th Grade	2	0	0	1	0	0	0	3	0.39%
Non-Graded Special Ed	1	0	0	0	0	0	0	1	0.13%
GED	3	1	0	0	0	0	0	4	0.52%
Graduated	1	0	0	0	0	0	0	1	0.13%
Never Attended School	2	1	0	0	0	0	1	4	0.52%
Unknown	196	11	1	108	5	1	75	397	51.36%
Other	2	0	0	2	0	0	2	6	0.78%
Totals	396	26	3	203	15	1	129	773	

Children Enrolled in School

	Children	% of All Children
Enrolled	517	66.88%
Not Enrolled	100	12.94%
Unknown	156	20.18%
	773	

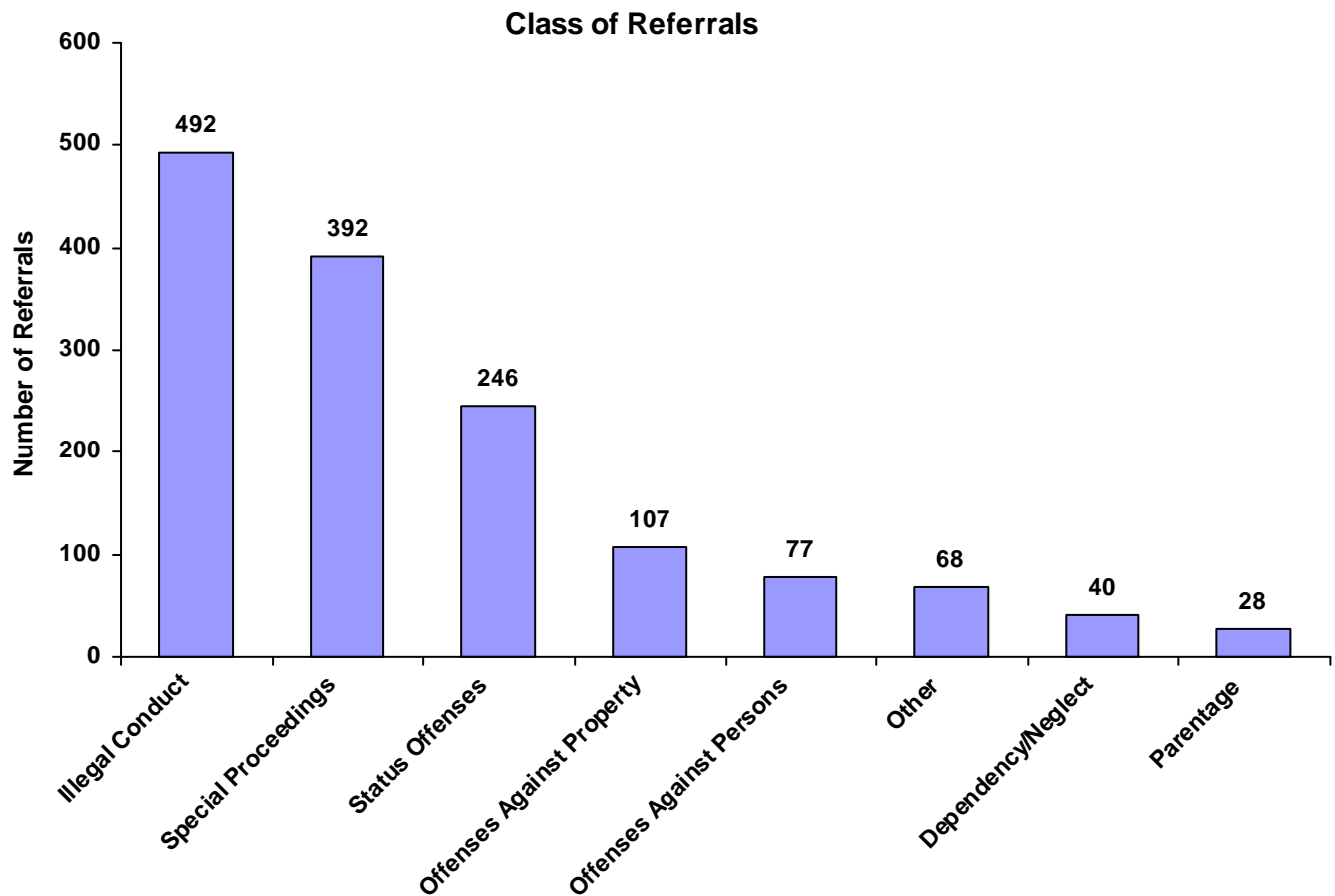
Children Enrolled in Special Education

	Children	% of All Children
Enrolled	79	10.22%
Not Enrolled	315	40.75%
Unknown	379	49.03%
	773	

**TENNESSEE COUNCIL OF JUVENILE AND FAMILY COURT JUDGES
2008 GREENE COUNTY JUVENILE COURT STATISTICAL DATA**

Class of Referrals by Race and Sex for CY 2008

	White Male	African American Male	Other Race Male	White Female	African American Female	Other Race Female	Unknown Race or Sex	Total	% of Total Referrals
Offenses Against Persons	40	8	1	11	3	0	14	77	5.31%
Offenses Against Property	61	5	1	19	1	1	19	107	7.38%
Illegal Conduct	291	16	3	129	8	0	45	492	33.93%
Status Offenses	156	5	1	50	4	0	30	246	16.97%
Dependency/Neglect	13	0	0	10	0	0	17	40	2.76%
Other Violation Proceedings	0	0	0	0	0	0	0	0	0.00%
Parentage	2	0	0	8	0	0	18	28	1.93%
Special Proceedings	186	10	2	94	11	0	89	392	27.03%
Other	31	2	0	22	1	0	12	68	4.69%
Totals	780	46	8	343	28	1	244	1,450	



**TENNESSEE COUNCIL OF JUVENILE AND FAMILY COURT JUDGES
2008 GREENE COUNTY JUVENILE COURT STATISTICAL DATA**

Referrals by Class and Type Of Offense by Race and Sex for CY 2008

	White Male	African American Male	Other Race Male	White Female	African American Female	Other Race Female	Unknown Race or Sex	Total
<u>Offenses Against Persons</u>								
Assault	31	8	1	11	3	0	12	66
Aggravated Assault	5	0	0	0	0	0	0	5
Reckless Endangerment	3	0	0	0	0	0	2	5
Other Sexual Offenses	1	0	0	0	0	0	0	1
Criminal Homicide	0	0	0	0	0	0	0	0
1st Degree Murder	0	0	0	0	0	0	0	0
2nd Degree Murder	0	0	0	0	0	0	0	0
Aggravated Rape	0	0	0	0	0	0	0	0
Rape of a Child	0	0	0	0	0	0	0	0
Aggravated Vehicular Homicide	0	0	0	0	0	0	0	0
Esp. Aggravated Robbery	0	0	0	0	0	0	0	0
Esp. Aggravated Kidnapping	0	0	0	0	0	0	0	0
Aggravated Robbery	0	0	0	0	0	0	0	0
Aggravated Kidnapping	0	0	0	0	0	0	0	0
Aggravated Child Abuse / Neglect	0	0	0	0	0	0	0	0
Aggravated Sexual Battery	0	0	0	0	0	0	0	0
Rape	0	0	0	0	0	0	0	0
Voluntary Manslaughter	0	0	0	0	0	0	0	0
Vehicular Homicide	0	0	0	0	0	0	0	0
Sexual Abuse of a Child	0	0	0	0	0	0	0	0
Robbery	0	0	0	0	0	0	0	0
Criminally Negligent Homicide	0	0	0	0	0	0	0	0
Attempted Crime Against a Person	0	0	0	0	0	0	0	0
Totals	40	8	1	11	3	0	14	77
<u>Offenses Against Property</u>								
Theft of Property	21	4	0	17	1	1	8	52
Vandalism	24	0	1	2	0	0	6	33
Burglary	9	0	0	0	0	0	3	12
Arson	2	0	0	0	0	0	1	3
Aggravated Burglary	2	1	0	0	0	0	0	3
Unauthorized Use of a Vehicle	2	0	0	0	0	0	0	2
Forgery	1	0	0	0	0	0	0	1
Illegal Poss/Use of Credit/Debit Cards	0	0	0	0	0	0	1	1
Aggravated Arson	0	0	0	0	0	0	0	0
Worthless Checks	0	0	0	0	0	0	0	0
Cruelty to Animals	0	0	0	0	0	0	0	0
Totals	61	5	1	19	1	1	19	107

**TENNESSEE COUNCIL OF JUVENILE AND FAMILY COURT JUDGES
2008 GREENE COUNTY JUVENILE COURT STATISTICAL DATA**

Referrals by Class and Type Of Offense by Race and Sex for CY 2008

	White Male	African American Male	Other Race Male	White Female	African American Female	Other Race Female	Unknown Race or Sex	Total
<u>Illegal Conduct</u>								
Traffic	98	4	0	51	2	0	12	167
Violation of Probation	64	3	1	51	4	0	15	138
Possession/Consumption of Alcohol	34	1	0	6	0	0	2	43
Disorderly Conduct	24	3	2	6	1	0	3	39
Contempt of Court	11	3	0	7	1	0	6	28
Possession of Controlled Substances	19	0	0	2	0	0	1	22
Violation of Aftercare	10	0	0	1	0	0	0	11
Public Intoxication	5	0	0	0	0	0	2	7
Carrying Weapons on School Property	5	0	0	1	0	0	0	6
Evading Arrest	3	0	0	0	0	0	3	6
Criminal Trespass	4	1	0	0	0	0	0	5
Unlawful Carrying / Poss of a Weapon	3	0	0	0	0	0	0	3
Driving Under Influence (DUI)	3	0	0	0	0	0	0	3
Resist Stop/Frisk/Halt/Arrest/Search	2	1	0	0	0	0	0	3
Failure to Appear	2	0	0	1	0	0	0	3
Criminal Impersonation	1	0	0	2	0	0	0	3
Filing a False Police Report	1	0	0	1	0	0	0	2
Other Drug Offenses	1	0	0	0	0	0	0	1
Harassment	1	0	0	0	0	0	0	1
Violation of Wildlife Regulations	0	0	0	0	0	0	1	1
Sale of Controlled Substances	0	0	0	0	0	0	0	0
Criminal Attempt	0	0	0	0	0	0	0	0
Escape	0	0	0	0	0	0	0	0
Aggravated Criminal Trespass	0	0	0	0	0	0	0	0
Gambling	0	0	0	0	0	0	0	0
Local Ordinances	0	0	0	0	0	0	0	0
Totals	291	16	3	129	8	0	45	492
<u>Status Offenses</u>								
Possession of Tobacco Products	98	4	0	11	0	0	7	120
Truancy	44	1	0	28	3	0	22	98
Unruly Behavior	12	0	1	11	1	0	1	26
Violation of Curfew	2	0	0	0	0	0	0	2
In-State Runaway	0	0	0	0	0	0	0	0
Out-of-State Runaway	0	0	0	0	0	0	0	0
Violation of a Valid Court Order	0	0	0	0	0	0	0	0
Totals	156	5	1	50	4	0	30	246
<u>Dependency/Neglect</u>								
Dependency / Neglect	8	0	0	6	0	0	17	31
Termination of Parental Rights	5	0	0	4	0	0	0	9
Sexually Abused Child	0	0	0	0	0	0	0	0
Physically Abused Child	0	0	0	0	0	0	0	0
Totals	13	0	0	10	0	0	17	40

**TENNESSEE COUNCIL OF JUVENILE AND FAMILY COURT JUDGES
2008 GREENE COUNTY JUVENILE COURT STATISTICAL DATA**

Referrals by Class and Type Of Offense by Race and Sex for CY 2008

	White Male	African American Male	Other Race Male	White Female	African American Female	Other Race Female	Unknown Race or Sex	Total
<u>Other Violation Proceedings</u>								
Violation of Pretrial Diversion	0	0	0	0	0	0	0	0
Violation of Informal Adjustment	0	0	0	0	0	0	0	0
Totals	0	0	0	0	0	0	0	0
<u>Parentage</u>								
Custody	2	0	0	8	0	0	14	24
Visitation	0	0	0	0	0	0	2	2
Paternity / Legitimation	0	0	0	0	0	0	2	2
Child Support	0	0	0	0	0	0	0	0
Totals	2	0	0	8	0	0	18	28
<u>Special Proceedings</u>								
Judicial Review	90	7	0	66	8	0	76	247
Administrative Review	96	3	2	28	3	0	13	145
Foster Care Review	0	0	0	0	0	0	0	0
Request for Medical Treatment	0	0	0	0	0	0	0	0
Consent to Marry	0	0	0	0	0	0	0	0
Totals	186	10	2	94	11	0	89	392
<u>Other</u>								
Other	31	2	0	22	1	0	12	68
Totals	31	2	0	22	1	0	12	68
All Referral Totals	780	46	8	343	28	1	244	1,450

**TENNESSEE COUNCIL OF JUVENILE AND FAMILY COURT JUDGES
2008 GREENE COUNTY JUVENILE COURT STATISTICAL DATA**

Referral Reasons by Type of Offense, Race and Sex for CY 2008

	White Male	African American Male	Other Race Male	White Female	African American Female	Other Race Female	Unknown Race or Sex	Total
Delinquent								
Traffic	98	4	0	51	2	0	12	167
Violation of Probation	64	3	1	51	4	0	15	138
Assault	31	8	1	11	3	0	12	66
Theft of Property	21	4	0	17	1	1	8	52
Possession/Consumption of Alcohol	34	1	0	6	0	0	2	43
Disorderly Conduct	24	3	2	6	1	0	3	39
Vandalism	24	0	1	2	0	0	6	33
Contempt of Court	11	3	0	7	1	0	6	28
Possession of Controlled Substances	19	0	0	2	0	0	1	22
Burglary	9	0	0	0	0	0	3	12
Violation of Aftercare	10	0	0	1	0	0	0	11
Public Intoxication	5	0	0	0	0	0	2	7
Carrying Weapons on School Property	5	0	0	1	0	0	0	6
Evading Arrest	3	0	0	0	0	0	3	6
Aggravated Assault	5	0	0	0	0	0	0	5
Reckless Endangerment	3	0	0	0	0	0	2	5
Criminal Trespass	4	1	0	0	0	0	0	5
Arson	2	0	0	0	0	0	1	3
Aggravated Burglary	2	1	0	0	0	0	0	3
Unlawful Carrying / Poss of a Weapon	3	0	0	0	0	0	0	3
Driving Under Influence (DUI)	3	0	0	0	0	0	0	3
Resist Stop/Frisk/Halt/Arrest/Search	2	1	0	0	0	0	0	3
Failure to Appear	2	0	0	1	0	0	0	3
Criminal Impersonation	1	0	0	2	0	0	0	3
Unauthorized Use of a Vehicle	2	0	0	0	0	0	0	2
Filing a False Police Report	1	0	0	1	0	0	0	2
Other Sexual Offenses	1	0	0	0	0	0	0	1
Forgery	1	0	0	0	0	0	0	1
Illegal Poss/Use of Credit/Debit Cards	0	0	0	0	0	0	1	1
Other Drug Offenses	1	0	0	0	0	0	0	1
Harassment	1	0	0	0	0	0	0	1
Violation of Wildlife Regulations	0	0	0	0	0	0	1	1
Criminal Homicide	0	0	0	0	0	0	0	0
1st Degree Murder	0	0	0	0	0	0	0	0
2nd Degree Murder	0	0	0	0	0	0	0	0
Aggravated Rape	0	0	0	0	0	0	0	0
Rape of a Child	0	0	0	0	0	0	0	0
Aggravated Vehicular Homicide	0	0	0	0	0	0	0	0
Esp. Aggravated Robbery	0	0	0	0	0	0	0	0
Esp. Aggravated Kidnapping	0	0	0	0	0	0	0	0
Aggravated Robbery	0	0	0	0	0	0	0	0
Aggravated Kidnapping	0	0	0	0	0	0	0	0
Aggravated Child Abuse / Neglect	0	0	0	0	0	0	0	0
Aggravated Sexual Battery	0	0	0	0	0	0	0	0
Rape	0	0	0	0	0	0	0	0
Voluntary Manslaughter	0	0	0	0	0	0	0	0
Vehicular Homicide	0	0	0	0	0	0	0	0
Sexual Abuse of a Child	0	0	0	0	0	0	0	0
Robbery	0	0	0	0	0	0	0	0
Criminally Negligent Homicide	0	0	0	0	0	0	0	0
Attempted Crime Against a Person	0	0	0	0	0	0	0	0
Aggravated Arson	0	0	0	0	0	0	0	0

**TENNESSEE COUNCIL OF JUVENILE AND FAMILY COURT JUDGES
2008 GREENE COUNTY JUVENILE COURT STATISTICAL DATA**

Referral Reasons by Type of Offense, Race and Sex for CY 2008

	White Male	African American Male	Other Race Male	White Female	African American Female	Other Race Female	Unknown Race or Sex	Total
<u>Delinquent</u>								
Worthless Checks	0	0	0	0	0	0	0	0
Cruelty to Animals	0	0	0	0	0	0	0	0
Sale of Controlled Substances	0	0	0	0	0	0	0	0
Criminal Attempt	0	0	0	0	0	0	0	0
Escape	0	0	0	0	0	0	0	0
Aggravated Criminal Trespass	0	0	0	0	0	0	0	0
Gambling	0	0	0	0	0	0	0	0
Local Ordinances	0	0	0	0	0	0	0	0
Totals	392	29	5	159	12	1	78	676
<u>Status</u>								
Possession of Tobacco Products	98	4	0	11	0	0	7	120
Truancy	44	1	0	28	3	0	22	98
Unruly Behavior	12	0	1	11	1	0	1	26
Violation of Curfew	2	0	0	0	0	0	0	2
In-State Runaway	0	0	0	0	0	0	0	0
Out-of-State Runaway	0	0	0	0	0	0	0	0
Violation of a Valid Court Order	0	0	0	0	0	0	0	0
Totals	156	5	1	50	4	0	30	246
<u>Dependency and Neglect</u>								
Dependency / Neglect	8	0	0	6	0	0	17	31
Termination of Parental Rights	5	0	0	4	0	0	0	9
Sexually Abused Child	0	0	0	0	0	0	0	0
Physically Abused Child	0	0	0	0	0	0	0	0
Totals	13	0	0	10	0	0	17	40
<u>Other Violations</u>								
Violation of Pretrial Diversion	0	0	0	0	0	0	0	0
Violation of Informal Adjustment	0	0	0	0	0	0	0	0
Totals	0	0	0	0	0	0	0	0
<u>Special Proceedings</u>								
Judicial Review	90	7	0	66	8	0	76	247
Administrative Review	96	3	2	28	3	0	13	145
Custody	2	0	0	8	0	0	14	24
Visitation	0	0	0	0	0	0	2	2
Paternity / Legitimation	0	0	0	0	0	0	2	2
Foster Care Review	0	0	0	0	0	0	0	0
Child Support	0	0	0	0	0	0	0	0
Request for Medical Treatment	0	0	0	0	0	0	0	0
Consent to Marry	0	0	0	0	0	0	0	0
Totals	188	10	2	102	11	0	107	420
<u>Other</u>								
Other	31	2	0	22	1	0	12	68
Totals	31	2	0	22	1	0	12	68
All Referral Totals	780	46	8	343	28	1	244	1,450

**TENNESSEE COUNCIL OF JUVENILE AND FAMILY COURT JUDGES
2008 GREENE COUNTY JUVENILE COURT STATISTICAL DATA**

Top 4 Referral Reasons by Race and Sex for CY 2008

Sex	Race	Referral Reason	Total
Male			
	White	1. Traffic	98
		2. Possession of Tobacco Products	98
		3. Administrative Review	96
		4. Judicial Review	90
	African American	1. Assault	8
		2. Judicial Review	7
		3. Traffic	4
		4. Theft of Property	4
	Other Race	1. Administrative Review	2
		2. Disorderly Conduct	2
		3. Violation of Probation	1
		4. Assault	1
Female			
	White	1. Judicial Review	66
		2. Violation of Probation	51
		3. Traffic	51
		4. Administrative Review	28
	African American	1. Judicial Review	8
		2. Violation of Probation	4
		3. Truancy	3
		4. Administrative Review	3
	Other Race	1. Theft of Property	1
Unknown			
	Unknown	1. Judicial Review	76
		2. Truancy	22
		3. Dependency / Neglect	17
		4. Violation of Probation	15

**TENNESSEE COUNCIL OF JUVENILE AND FAMILY COURT JUDGES
2008 GREENE COUNTY JUVENILE COURT STATISTICAL DATA**

Top 4 Referral Reasons by Race and Sex and by Type of Offense for CY 2008

Sex	Race	Referral Type	Referral Reason	Total		
Male	White	Delinquent	1. Traffic	98		
			2. Violation of Probation	64		
			3. Possession/Consumption of Alcohol	34		
			4. Assault	31		
		Status	1. Possession of Tobacco Products	98		
			2. Truancy	44		
			3. Unruly Behavior	12		
			4. Violation of Curfew	2		
		Dependency and Neglect	1. Dependency / Neglect	8		
			2. Termination of Parental Rights	5		
		Special Proceedings	1. Administrative Review	96		
			2. Judicial Review	90		
			3. Custody	2		
		Other	1. Other	31		
		Male	African American	Delinquent	1. Assault	8
					2. Traffic	4
3. Theft of Property	4					
4. Disorderly Conduct	3					
Status	1. Possession of Tobacco Products			4		
	2. Truancy			1		
Special Proceedings	1. Judicial Review			7		
	2. Administrative Review			3		
Other	1. Other			2		
Male	Other Race			Delinquent	1. Disorderly Conduct	2
		2. Assault	1			
		3. Vandalism	1			
		4. Violation of Probation	1			
		Status	1. Unruly Behavior	1		
			Special Proceedings	1. Administrative Review	2	

**TENNESSEE COUNCIL OF JUVENILE AND FAMILY COURT JUDGES
2008 GREENE COUNTY JUVENILE COURT STATISTICAL DATA**

Top 4 Referral Reasons by Race and Sex and by Type of Offense for CY 2008

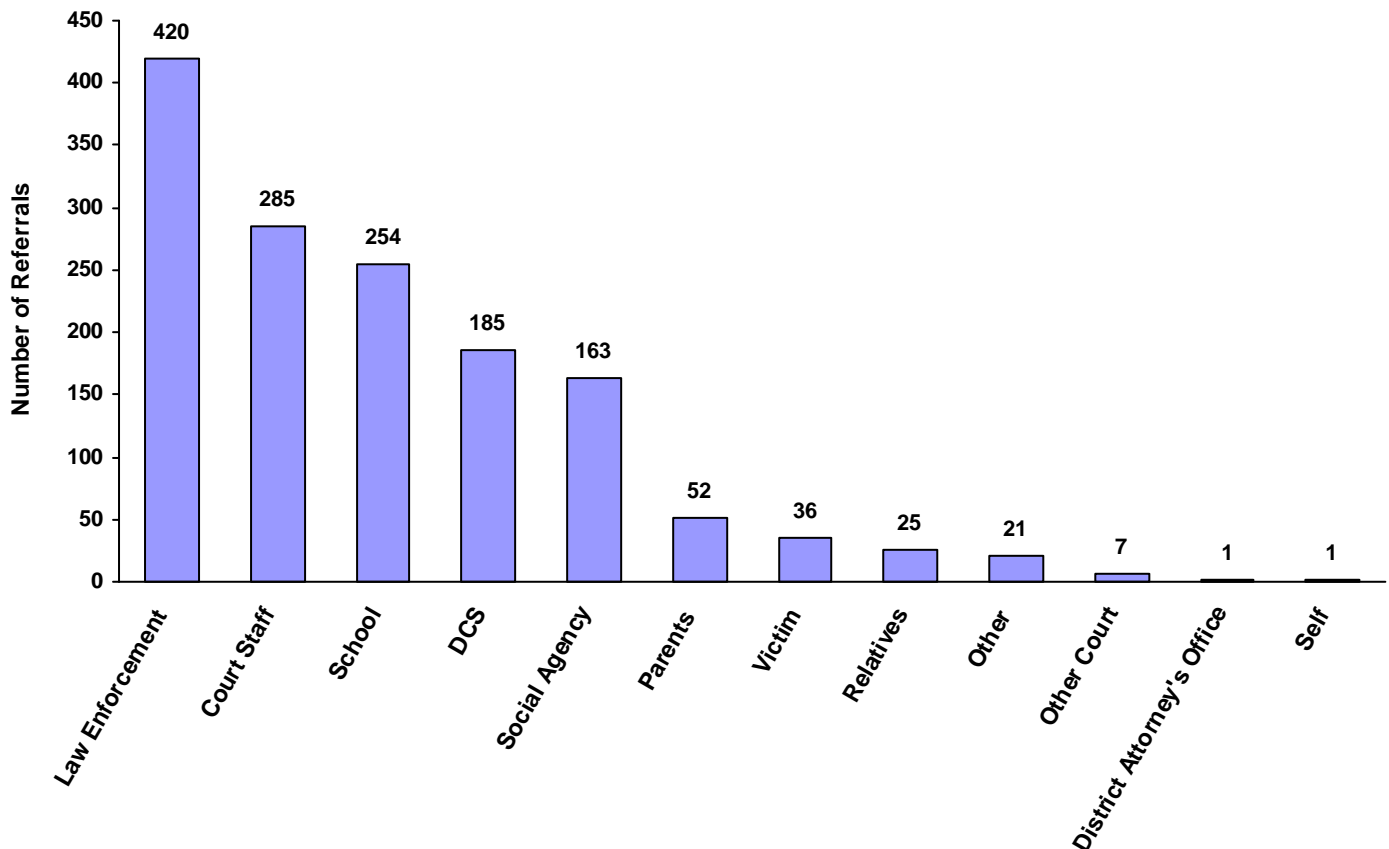
Sex	Race	Referral Type	Referral Reason	Total		
Female	White	Delinquent	1. Traffic	51		
			2. Violation of Probation	51		
			3. Theft of Property	17		
			4. Assault	11		
		Status	1. Truancy	28		
			2. Possession of Tobacco Products	11		
			3. Unruly Behavior	11		
		Dependency and Neglect	1. Dependency / Neglect	6		
			2. Termination of Parental Rights	4		
		Special Proceedings	1. Judicial Review	66		
			2. Administrative Review	28		
			3. Custody	8		
Other	1. Other	22				
Female	African American	Delinquent	1. Violation of Probation	4		
			2. Assault	3		
			3. Traffic	2		
			4. Contempt of Court	1		
		Status	1. Truancy	3		
			2. Unruly Behavior	1		
		Special Proceedings	1. Judicial Review	8		
			2. Administrative Review	3		
		Other	1. Other	1		
		Female	Other Race	Delinquent	1. Theft of Property	1
		Unknown	Unknown	Delinquent	1. Violation of Probation	15
					2. Assault	12
3. Traffic	12					
4. Theft of Property	8					
Status	1. Truancy			22		
	2. Possession of Tobacco Products			7		
	3. Unruly Behavior			1		
Dependency and Neglect	1. Dependency / Neglect			17		
Special Proceedings	1. Judicial Review			76		
	2. Custody			14		
	3. Administrative Review			13		
	4. Paternity / Legitimation			2		
Other	1. Other			12		

**TENNESSEE COUNCIL OF JUVENILE AND FAMILY COURT JUDGES
2008 GREENE COUNTY JUVENILE COURT STATISTICAL DATA**

Source of Referrals by Race and Sex for CY 2008

	White Male	African American Male	Other Race Male	White Female	African American Female	Other Race Female	Unknown Race or Sex	Total	% of Total Referrals
Law Enforcement	275	22	2	79	6	0	36	420	28.97%
Parents	17	0	1	13	1	0	20	52	3.59%
Relatives	5	0	0	7	0	0	13	25	1.72%
Self	1	0	0	0	0	0	0	1	0.07%
School	155	4	1	55	4	0	35	254	17.52%
CSA	0	0	0	0	0	0	0	0	0.00%
DCS	115	4	2	36	4	0	24	185	12.76%
Other State Department	0	0	0	0	0	0	0	0	0.00%
District Attorney's Office	1	0	0	0	0	0	0	1	0.07%
Court Staff	109	11	0	78	9	0	78	285	19.66%
Social Agency	80	3	2	54	4	0	20	163	11.24%
Other Court	4	1	0	0	0	0	2	7	0.48%
Victim	10	1	0	17	0	1	7	36	2.48%
Child & Parent	0	0	0	0	0	0	0	0	0.00%
Hospital	0	0	0	0	0	0	0	0	0.00%
Unknown	0	0	0	0	0	0	0	0	0.00%
Other	8	0	0	4	0	0	9	21	1.45%
Totals	780	46	8	343	28	1	244	1,450	

Total Source of Referrals



**TENNESSEE COUNCIL OF JUVENILE AND FAMILY COURT JUDGES
2008 GREENE COUNTY JUVENILE COURT STATISTICAL DATA**

Six Most Frequent Referral Reasons by Source, Race and Sex for CY 2008

	White Male	African American Male	Other Race Male	White Female	African American Female	Other Race Female	Unknown Race or Sex	Total
<u>Law Enforcement</u>								
1. Traffic	96	4	0	50	2	0	12	164
2. Possession / Consumption of Alcohol	31	1	0	6	0	0	0	38
3. Assault	17	5	0	6	2	0	4	34
4. Theft of Property	17	4	0	3	1	0	3	28
5. Disorderly Conduct	15	3	1	4	1	0	0	24
6. Vandalism	18	0	1	2	0	0	3	24
<u>Parents</u>								
1. Unruly Behavior	10	0	1	9	1	0	1	22
2. Custody	1	0	0	4	0	0	7	12
3. Contempt of Court	0	0	0	0	0	0	5	5
4. Dependency / Neglect	1	0	0	0	0	0	3	4
5. Other	2	0	0	0	0	0	1	3
6. Paternity / Legitimation	0	0	0	0	0	0	2	2
<u>Relatives</u>								
1. Custody	1	0	0	4	0	0	6	11
2. Dependency / Neglect	0	0	0	2	0	0	6	8
3. Unruly Behavior	2	0	0	1	0	0	0	3
4. Other	1	0	0	0	0	0	0	1
5. Possession of Tobacco Products	1	0	0	0	0	0	0	1
6. Visitation	0	0	0	0	0	0	1	1
<u>Self</u>								
1. Administrative Review	1	0	0	0	0	0	0	1
2. NO REFERRAL SUBMITTED	0	0	0	0	0	0	0	0
<u>School</u>								
1. Possession of Tobacco Products	83	3	0	10	0	0	5	101
2. Truancy	43	1	0	28	3	0	22	97
3. Other	6	0	0	13	0	0	3	22
4. Disorderly Conduct	9	0	1	2	0	0	3	15
5. Possession / Consumption of Alcohol	3	0	0	0	0	0	1	4
6. Possession of Controlled Substances	4	0	0	0	0	0	0	4
<u>Community Service Agencies</u>								
1. NO REFERRAL SUBMITTED	0	0	0	0	0	0	0	0
<u>Department of Children's Services</u>								
1. Administrative Review	88	3	2	24	3	0	13	133
2. Dependency / Neglect	7	0	0	3	0	0	8	18
3. Violation of Aftercare	10	0	0	1	0	0	0	11
4. Termination of Parental Rights	5	0	0	4	0	0	0	9
5. Other	0	0	0	3	1	0	3	7
6. Judicial Review	5	0	0	1	0	0	0	6

**TENNESSEE COUNCIL OF JUVENILE AND FAMILY COURT JUDGES
2008 GREENE COUNTY JUVENILE COURT STATISTICAL DATA**

Six Most Frequent Referral Reasons by Source, Race and Sex for CY 2008

	White Male	African American Male	Other Race Male	White Female	African American Female	Other Race Female	Unknown Race or Sex	Total
<u>Other State Department</u>								
1. NO REFERRAL SUBMITTED	0	0	0	0	0	0	0	0
<u>District Attorney's Office</u>								
1. Contempt of Court	1	0	0	0	0	0	0	1
2. NO REFERRAL SUBMITTED	0	0	0	0	0	0	0	0
<u>Court Staff</u>								
1. Judicial Review	85	7	0	62	8	0	76	238
2. Contempt of Court	8	3	0	7	1	0	1	20
3. Administrative Review	5	0	0	3	0	0	0	8
4. Other	5	1	0	1	0	0	0	7
5. Failure to Appear	2	0	0	1	0	0	0	3
6. Violation of Probation	2	0	0	1	0	0	0	3
<u>Social Agency</u>								
1. Violation of Probation	62	2	1	50	4	0	15	134
2. Assault	7	1	1	0	0	0	3	12
3. Possession of Tobacco Products	5	0	0	0	0	0	1	6
4. Administrative Review	1	0	0	1	0	0	0	2
5. Burglary	2	0	0	0	0	0	0	2
6. Contempt of Court	2	0	0	0	0	0	0	2
<u>Other Court</u>								
1. Burglary	1	0	0	0	0	0	2	3
2. Possession of Controlled Substances	2	0	0	0	0	0	0	2
3. Assault	0	1	0	0	0	0	0	1
4. Theft of Property	1	0	0	0	0	0	0	1
5. NO REFERRAL SUBMITTED	0	0	0	0	0	0	0	0
<u>Victim</u>								
1. Theft of Property	2	0	0	12	0	1	4	19
2. Assault	6	1	0	4	0	0	3	14
3. Criminal Trespass	1	0	0	0	0	0	0	1
4. Other	0	0	0	1	0	0	0	1
5. Vandalism	1	0	0	0	0	0	0	1
6. NO REFERRAL SUBMITTED	0	0	0	0	0	0	0	0
<u>Child & Parent</u>								
1. NO REFERRAL SUBMITTED	0	0	0	0	0	0	0	0
<u>Hospital</u>								
1. NO REFERRAL SUBMITTED	0	0	0	0	0	0	0	0
<u>Unknown</u>								
1. NO REFERRAL SUBMITTED	0	0	0	0	0	0	0	0

**TENNESSEE COUNCIL OF JUVENILE AND FAMILY COURT JUDGES
2008 GREENE COUNTY JUVENILE COURT STATISTICAL DATA**

Six Most Frequent Referral Reasons by Source, Race and Sex for CY 2008

	White Male	African American Male	Other Race Male	White Female	African American Female	Other Race Female	Unknown Race or Sex	Total
<u>Other</u>								
1. Other	1	0	0	0	0	0	4	5
2. Vandalism	1	0	0	0	0	0	3	4
3. Possession of Tobacco Products	3	0	0	0	0	0	0	3
4. Assault	1	0	0	0	0	0	1	2
5. Judicial Review	0	0	0	2	0	0	0	2
6. Theft of Property	0	0	0	2	0	0	0	2

**TENNESSEE COUNCIL OF JUVENILE AND FAMILY COURT JUDGES
2008 GREENE COUNTY JUVENILE COURT STATISTICAL DATA**

Source of Referrals by Type of Offense, Race and Sex for CY 2008

	White Male	African American Male	Other Race Male	White Female	African American Female	Other Race Female	Unknown Race or Sex	Total
<u>Delinquent</u>								
Law Enforcement	251	20	2	76	6	0	34	389
Social Agency	74	3	2	50	4	0	19	152
Victim	10	1	0	16	0	1	7	35
School	23	0	1	4	1	0	5	34
Court Staff	13	3	0	10	1	0	2	29
DCS	10	1	0	1	0	0	0	12
Other	3	0	0	2	0	0	4	9
Parents	3	0	0	0	0	0	5	8
Other Court	4	1	0	0	0	0	2	7
District Attorney's Office	1	0	0	0	0	0	0	1
Child & Parent	0	0	0	0	0	0	0	0
CSA	0	0	0	0	0	0	0	0
Hospital	0	0	0	0	0	0	0	0
Other State Department	0	0	0	0	0	0	0	0
Relatives	0	0	0	0	0	0	0	0
Self	0	0	0	0	0	0	0	0
Unknown	0	0	0	0	0	0	0	0
Totals	392	29	5	159	12	1	78	676

<u>Status/Unruly</u>								
School	126	4	0	38	3	0	27	198
Parents	10	0	1	9	1	0	1	22
Law Enforcement	8	1	0	1	0	0	1	11
Social Agency	5	0	0	0	0	0	1	6
Relatives	3	0	0	1	0	0	0	4
Other	3	0	0	0	0	0	0	3
Court Staff	1	0	0	1	0	0	0	2
Child & Parent	0	0	0	0	0	0	0	0
CSA	0	0	0	0	0	0	0	0
DCS	0	0	0	0	0	0	0	0
District Attorney's Office	0	0	0	0	0	0	0	0
Hospital	0	0	0	0	0	0	0	0
Other Court	0	0	0	0	0	0	0	0
Other State Department	0	0	0	0	0	0	0	0
Self	0	0	0	0	0	0	0	0
Unknown	0	0	0	0	0	0	0	0
Victim	0	0	0	0	0	0	0	0
Totals	156	5	1	50	4	0	30	246

**TENNESSEE COUNCIL OF JUVENILE AND FAMILY COURT JUDGES
2008 GREENE COUNTY JUVENILE COURT STATISTICAL DATA**

Source of Referrals by Type of Offense, Race and Sex for CY 2008

	White Male	African American Male	Other Race Male	White Female	African American Female	Other Race Female	Unknown Race or Sex	Total
<u>Dependency and Neglect</u>								
DCS	12	0	0	7	0	0	8	27
Relatives	0	0	0	2	0	0	6	8
Parents	1	0	0	0	0	0	3	4
Court Staff	0	0	0	1	0	0	0	1
Child & Parent	0	0	0	0	0	0	0	0
CSA	0	0	0	0	0	0	0	0
District Attorney's Office	0	0	0	0	0	0	0	0
Hospital	0	0	0	0	0	0	0	0
Law Enforcement	0	0	0	0	0	0	0	0
Other	0	0	0	0	0	0	0	0
Other Court	0	0	0	0	0	0	0	0
Other State Department	0	0	0	0	0	0	0	0
School	0	0	0	0	0	0	0	0
Self	0	0	0	0	0	0	0	0
Social Agency	0	0	0	0	0	0	0	0
Unknown	0	0	0	0	0	0	0	0
Victim	0	0	0	0	0	0	0	0
Totals	13	0	0	10	0	0	17	40

<u>Other Violations</u>								
Child & Parent	0	0	0	0	0	0	0	0
Court Staff	0	0	0	0	0	0	0	0
CSA	0	0	0	0	0	0	0	0
DCS	0	0	0	0	0	0	0	0
District Attorney's Office	0	0	0	0	0	0	0	0
Hospital	0	0	0	0	0	0	0	0
Law Enforcement	0	0	0	0	0	0	0	0
Other	0	0	0	0	0	0	0	0
Other Court	0	0	0	0	0	0	0	0
Other State Department	0	0	0	0	0	0	0	0
Parents	0	0	0	0	0	0	0	0
Relatives	0	0	0	0	0	0	0	0
School	0	0	0	0	0	0	0	0
Self	0	0	0	0	0	0	0	0
Social Agency	0	0	0	0	0	0	0	0
Unknown	0	0	0	0	0	0	0	0
Victim	0	0	0	0	0	0	0	0
Totals	0	0	0	0	0	0	0	0

**TENNESSEE COUNCIL OF JUVENILE AND FAMILY COURT JUDGES
2008 GREENE COUNTY JUVENILE COURT STATISTICAL DATA**

Source of Referrals by Type of Offense, Race and Sex for CY 2008

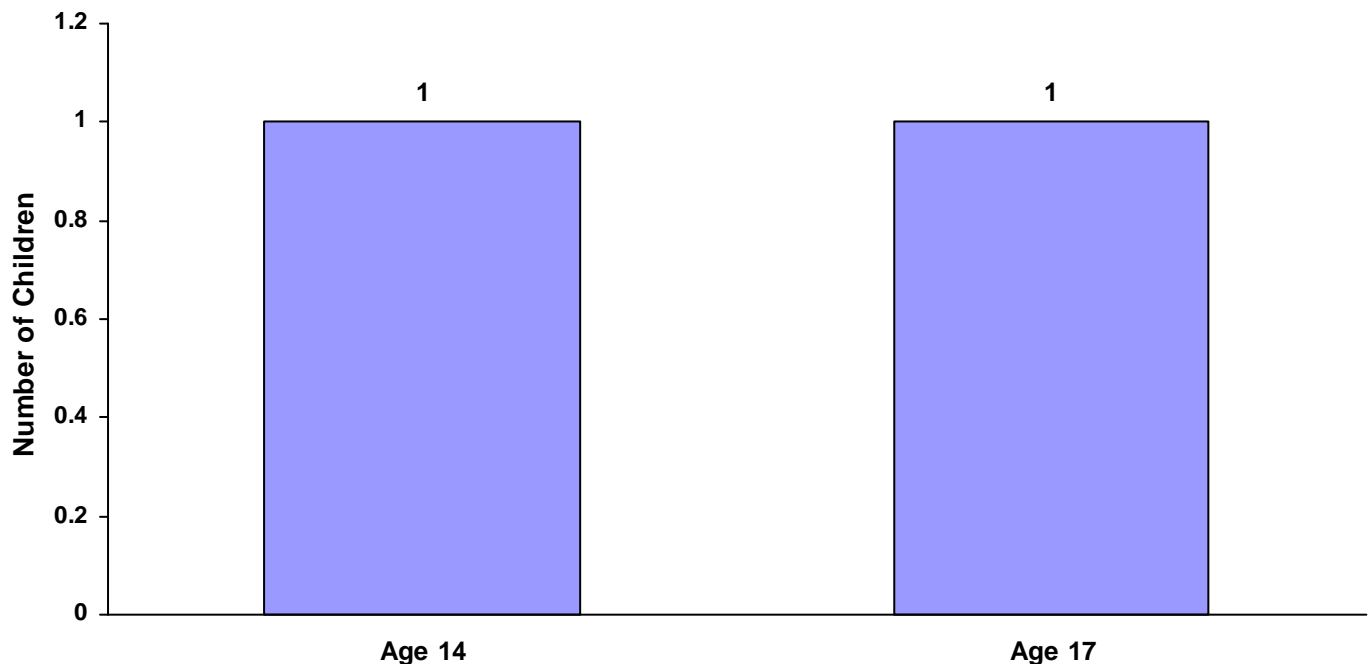
	White Male	African American Male	Other Race Male	White Female	African American Female	Other Race Female	Unknown Race or Sex	Total
<u>Special Proceedings</u>								
Court Staff	90	7	0	65	8	0	76	246
DCS	93	3	2	25	3	0	13	139
Parents	1	0	0	4	0	0	10	15
Relatives	1	0	0	4	0	0	7	12
Other	1	0	0	2	0	0	1	4
Social Agency	1	0	0	2	0	0	0	3
Self	1	0	0	0	0	0	0	1
Child & Parent	0	0	0	0	0	0	0	0
CSA	0	0	0	0	0	0	0	0
District Attorney's Office	0	0	0	0	0	0	0	0
Hospital	0	0	0	0	0	0	0	0
Law Enforcement	0	0	0	0	0	0	0	0
Other Court	0	0	0	0	0	0	0	0
Other State Department	0	0	0	0	0	0	0	0
School	0	0	0	0	0	0	0	0
Unknown	0	0	0	0	0	0	0	0
Victim	0	0	0	0	0	0	0	0
Totals	188	10	2	102	11	0	107	420
<u>Other</u>								
School	6	0	0	13	0	0	3	22
Law Enforcement	16	1	0	2	0	0	1	20
Court Staff	5	1	0	1	0	0	0	7
DCS	0	0	0	3	1	0	3	7
Other	1	0	0	0	0	0	4	5
Parents	2	0	0	0	0	0	1	3
Social Agency	0	0	0	2	0	0	0	2
Relatives	1	0	0	0	0	0	0	1
Victim	0	0	0	1	0	0	0	1
Child & Parent	0	0	0	0	0	0	0	0
CSA	0	0	0	0	0	0	0	0
District Attorney's Office	0	0	0	0	0	0	0	0
Hospital	0	0	0	0	0	0	0	0
Other Court	0	0	0	0	0	0	0	0
Other State Department	0	0	0	0	0	0	0	0
Self	0	0	0	0	0	0	0	0
Unknown	0	0	0	0	0	0	0	0
Totals	31	2	0	22	1	0	12	68
All Referral Source Totals	780	46	8	343	28	1	244	1,450

**TENNESSEE COUNCIL OF JUVENILE AND FAMILY COURT JUDGES
2008 GREENE COUNTY JUVENILE COURT STATISTICAL DATA**

**Children Referred for Unlawful Carrying/Possession of a Weapon for CY 2008
Total Children = 773**

	White Male	African American Male	Other Race Male	White Female	African American Female	Other Race Female	Unknown Race or Sex	Total	% of All Children Referred
Age Under 1	0	0	0	0	0	0	0	0	0.00%
Age 1	0	0	0	0	0	0	0	0	0.00%
Age 2	0	0	0	0	0	0	0	0	0.00%
Age 3	0	0	0	0	0	0	0	0	0.00%
Age 4	0	0	0	0	0	0	0	0	0.00%
Age 5	0	0	0	0	0	0	0	0	0.00%
Age 6	0	0	0	0	0	0	0	0	0.00%
Age 7	0	0	0	0	0	0	0	0	0.00%
Age 8	0	0	0	0	0	0	0	0	0.00%
Age 9	0	0	0	0	0	0	0	0	0.00%
Age 10	0	0	0	0	0	0	0	0	0.00%
Age 11	0	0	0	0	0	0	0	0	0.00%
Age 12	0	0	0	0	0	0	0	0	0.00%
Age 13	0	0	0	0	0	0	0	0	0.00%
Age 14	1	0	0	0	0	0	0	1	0.13%
Age 15	0	0	0	0	0	0	0	0	0.00%
Age 16	0	0	0	0	0	0	0	0	0.00%
Age 17	1	0	0	0	0	0	0	1	0.13%
Age 18	0	0	0	0	0	0	0	0	0.00%
Age 19 and Over	0	0	0	0	0	0	0	0	0.00%
Totals	2	0	0	0	0	0	0	2	

Total Children Referred for Unlawfully Carrying/Possessing Weapons



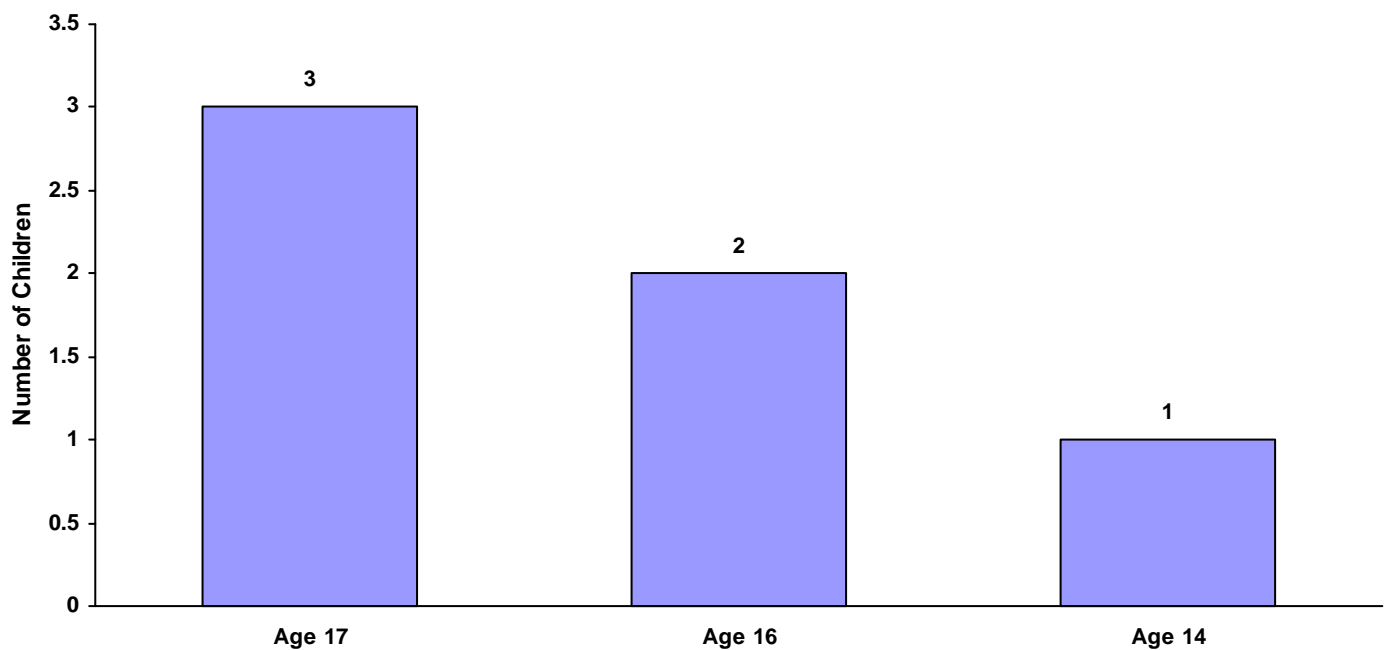
**TENNESSEE COUNCIL OF JUVENILE AND FAMILY COURT JUDGES
2008 GREENE COUNTY JUVENILE COURT STATISTICAL DATA**

Children Referred for Carrying Weapons on School Property for CY 2008

Total Children = 773

	White Male	African American Male	Other Race Male	White Female	African American Female	Other Race Female	Unknown Race or Sex	Total	% of Children Referred
Age Under 1	0	0	0	0	0	0	0	0	0.00%
Age 1	0	0	0	0	0	0	0	0	0.00%
Age 2	0	0	0	0	0	0	0	0	0.00%
Age 3	0	0	0	0	0	0	0	0	0.00%
Age 4	0	0	0	0	0	0	0	0	0.00%
Age 5	0	0	0	0	0	0	0	0	0.00%
Age 6	0	0	0	0	0	0	0	0	0.00%
Age 7	0	0	0	0	0	0	0	0	0.00%
Age 8	0	0	0	0	0	0	0	0	0.00%
Age 9	0	0	0	0	0	0	0	0	0.00%
Age 10	0	0	0	0	0	0	0	0	0.00%
Age 11	0	0	0	0	0	0	0	0	0.00%
Age 12	0	0	0	0	0	0	0	0	0.00%
Age 13	0	0	0	0	0	0	0	0	0.00%
Age 14	1	0	0	0	0	0	0	1	0.13%
Age 15	0	0	0	0	0	0	0	0	0.00%
Age 16	1	0	0	1	0	0	0	2	0.26%
Age 17	3	0	0	0	0	0	0	3	0.39%
Age 18	0	0	0	0	0	0	0	0	0.00%
Age 19 and Over	0	0	0	0	0	0	0	0	0.00%
Totals	5	0	0	1	0	0	0	6	

Total Children Referred for Carrying Weapons on School Property

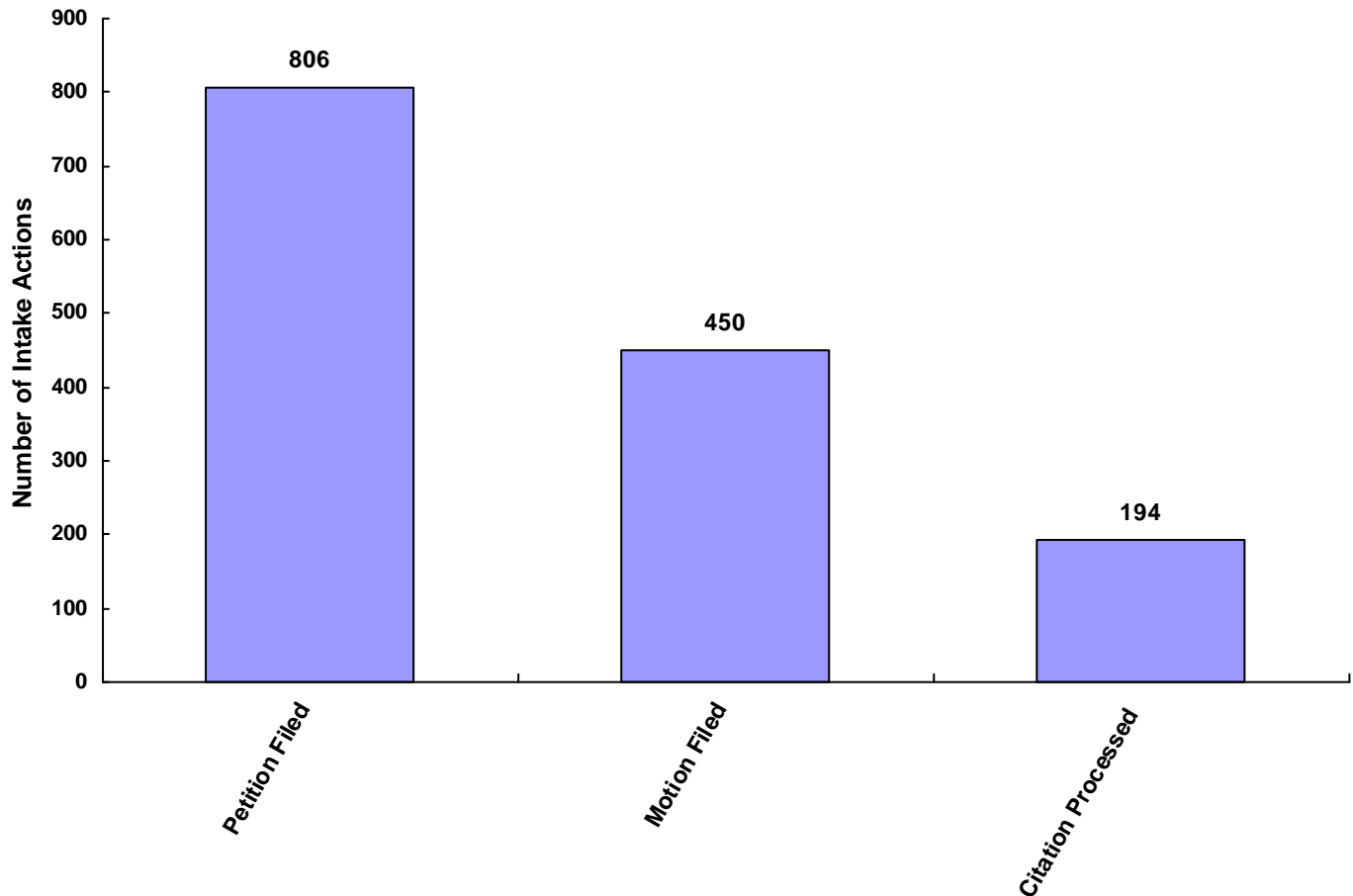


**TENNESSEE COUNCIL OF JUVENILE AND FAMILY COURT JUDGES
2008 GREENE COUNTY JUVENILE COURT STATISTICAL DATA**

Intake Actions at Referral by Race and Sex for CY 2008

	White Male	African American Male	Other Race Male	White Female	African American Female	Other Race Female	Unknown Race or Sex	Total	% of Total Referrals
Petition Filed	428	26	6	190	14	1	141	806	55.59%
Motion Filed	212	16	2	110	12	0	98	450	31.03%
Citation Processed	140	4	0	43	2	0	5	194	13.38%
Paternity Processed Notice	0	0	0	0	0	0	0	0	0.00%
Schedule Judicial Review	0	0	0	0	0	0	0	0	0.00%
Schedule Admin Review	0	0	0	0	0	0	0	0	0.00%
Schedule Foster Care Review	0	0	0	0	0	0	0	0	0.00%
Unknown	0	0	0	0	0	0	0	0	0.00%
Does Not Apply	0	0	0	0	0	0	0	0	0.00%
Other	0	0	0	0	0	0	0	0	0.00%
Totals	780	46	8	343	28	1	244	1,450	

Total Intake Actions at Referral



**TENNESSEE COUNCIL OF JUVENILE AND FAMILY COURT JUDGES
2008 GREENE COUNTY JUVENILE COURT STATISTICAL DATA**

Intake Actions of Referrals by Class of Offense, Race and Sex for CY 2008

	White Male	African American Male	Other Race Male	White Female	African American Female	Other Race Female	Unknown Race or Sex	Total
<u>Offenses Against Persons</u>								
Petition Filed	38	6	1	11	3	0	14	73
Motion Filed	2	2	0	0	0	0	0	4
Citation Processed	0	0	0	0	0	0	0	0
Notification of Paternity Processed	0	0	0	0	0	0	0	0
Scheduling of Judicial Review	0	0	0	0	0	0	0	0
Scheduling of Administrative Review	0	0	0	0	0	0	0	0
Scheduling of Foster Care Review	0	0	0	0	0	0	0	0
Unknown	0	0	0	0	0	0	0	0
Does Not Apply	0	0	0	0	0	0	0	0
Other	0	0	0	0	0	0	0	0
Totals	40	8	1	11	3	0	14	77

<u>Offenses Against Property</u>								
Petition Filed	61	5	1	19	1	1	19	107
Motion Filed	0	0	0	0	0	0	0	0
Citation Processed	0	0	0	0	0	0	0	0
Notification of Paternity Processed	0	0	0	0	0	0	0	0
Scheduling of Judicial Review	0	0	0	0	0	0	0	0
Scheduling of Administrative Review	0	0	0	0	0	0	0	0
Scheduling of Foster Care Review	0	0	0	0	0	0	0	0
Unknown	0	0	0	0	0	0	0	0
Does Not Apply	0	0	0	0	0	0	0	0
Other	0	0	0	0	0	0	0	0
Totals	61	5	1	19	1	1	19	107

<u>Illegal Conduct</u>								
Petition Filed	210	12	3	88	6	0	37	356
Citation Processed	66	1	0	33	2	0	2	104
Motion Filed	15	3	0	8	0	0	6	32
Notification of Paternity Processed	0	0	0	0	0	0	0	0
Scheduling of Judicial Review	0	0	0	0	0	0	0	0
Scheduling of Administrative Review	0	0	0	0	0	0	0	0
Scheduling of Foster Care Review	0	0	0	0	0	0	0	0
Unknown	0	0	0	0	0	0	0	0
Does Not Apply	0	0	0	0	0	0	0	0
Other	0	0	0	0	0	0	0	0
Totals	291	16	3	129	8	0	45	492

**TENNESSEE COUNCIL OF JUVENILE AND FAMILY COURT JUDGES
2008 GREENE COUNTY JUVENILE COURT STATISTICAL DATA**

Intake Actions of Referrals by Class of Offense, Race and Sex for CY 2008

	White Male	African American Male	Other Race Male	White Female	African American Female	Other Race Female	Unknown Race or Sex	Total
<u>Status Offenses</u>								
Petition Filed	81	2	1	39	4	0	27	154
Citation Processed	74	3	0	10	0	0	3	90
Motion Filed	1	0	0	1	0	0	0	2
Notification of Paternity Processed	0	0	0	0	0	0	0	0
Scheduling of Judicial Review	0	0	0	0	0	0	0	0
Scheduling of Administrative Review	0	0	0	0	0	0	0	0
Scheduling of Foster Care Review	0	0	0	0	0	0	0	0
Unknown	0	0	0	0	0	0	0	0
Does Not Apply	0	0	0	0	0	0	0	0
Other	0	0	0	0	0	0	0	0
Totals	156	5	1	50	4	0	30	246

Dependency/Neglect

Petition Filed	12	0	0	7	0	0	17	36
Motion Filed	1	0	0	3	0	0	0	4
Citation Processed	0	0	0	0	0	0	0	0
Notification of Paternity Processed	0	0	0	0	0	0	0	0
Scheduling of Judicial Review	0	0	0	0	0	0	0	0
Scheduling of Administrative Review	0	0	0	0	0	0	0	0
Scheduling of Foster Care Review	0	0	0	0	0	0	0	0
Unknown	0	0	0	0	0	0	0	0
Does Not Apply	0	0	0	0	0	0	0	0
Other	0	0	0	0	0	0	0	0
Totals	13	0	0	10	0	0	17	40

Other Violation Proceedings

Petition Filed	0	0	0	0	0	0	0	0
Motion Filed	0	0	0	0	0	0	0	0
Citation Processed	0	0	0	0	0	0	0	0
Notification of Paternity Processed	0	0	0	0	0	0	0	0
Scheduling of Judicial Review	0	0	0	0	0	0	0	0
Scheduling of Administrative Review	0	0	0	0	0	0	0	0
Scheduling of Foster Care Review	0	0	0	0	0	0	0	0
Unknown	0	0	0	0	0	0	0	0
Does Not Apply	0	0	0	0	0	0	0	0
Other	0	0	0	0	0	0	0	0
Totals	0	0	0	0	0	0	0	0

**TENNESSEE COUNCIL OF JUVENILE AND FAMILY COURT JUDGES
2008 GREENE COUNTY JUVENILE COURT STATISTICAL DATA**

Intake Actions of Referrals by Class of Offense, Race and Sex for CY 2008

	White Male	African American Male	Other Race Male	White Female	African American Female	Other Race Female	Unknown Race or Sex	Total
<u>Parentage</u>								
Petition Filed	1	0	0	8	0	0	17	26
Motion Filed	1	0	0	0	0	0	1	2
Citation Processed	0	0	0	0	0	0	0	0
Notification of Paternity Processed	0	0	0	0	0	0	0	0
Scheduling of Judicial Review	0	0	0	0	0	0	0	0
Scheduling of Administrative Review	0	0	0	0	0	0	0	0
Scheduling of Foster Care Review	0	0	0	0	0	0	0	0
Unknown	0	0	0	0	0	0	0	0
Does Not Apply	0	0	0	0	0	0	0	0
Other	0	0	0	0	0	0	0	0
Totals	2	0	0	8	0	0	18	28
<u>Special Proceedings</u>								
Motion Filed	185	10	2	93	11	0	89	390
Petition Filed	1	0	0	1	0	0	0	2
Citation Processed	0	0	0	0	0	0	0	0
Notification of Paternity Processed	0	0	0	0	0	0	0	0
Scheduling of Judicial Review	0	0	0	0	0	0	0	0
Scheduling of Administrative Review	0	0	0	0	0	0	0	0
Scheduling of Foster Care Review	0	0	0	0	0	0	0	0
Unknown	0	0	0	0	0	0	0	0
Does Not Apply	0	0	0	0	0	0	0	0
Other	0	0	0	0	0	0	0	0
Totals	186	10	2	94	11	0	89	392
<u>Other</u>								
Petition Filed	24	1	0	17	0	0	10	52
Motion Filed	7	1	0	5	1	0	2	16
Citation Processed	0	0	0	0	0	0	0	0
Notification of Paternity Processed	0	0	0	0	0	0	0	0
Scheduling of Judicial Review	0	0	0	0	0	0	0	0
Scheduling of Administrative Review	0	0	0	0	0	0	0	0
Scheduling of Foster Care Review	0	0	0	0	0	0	0	0
Unknown	0	0	0	0	0	0	0	0
Does Not Apply	0	0	0	0	0	0	0	0
Other	0	0	0	0	0	0	0	0
Totals	31	2	0	22	1	0	12	68
All Intake Action Totals	780	46	8	343	28	1	244	1,450

**TENNESSEE COUNCIL OF JUVENILE AND FAMILY COURT JUDGES
2008 GREENE COUNTY JUVENILE COURT STATISTICAL DATA**

Detention Statistics at Referral by Individual Child by Race and Sex for CY 2008

	White Male	African American Male	Other Race Male	White Female	African American Female	Other Race Female	Unknown Race or Sex	Total	% of Total Children
Does Not Apply	382	25	3	201	15	1	126	753	97.41%
Juvenile Detention Facility	10	1	0	0	0	0	2	13	1.68%
Non-Secure Placement	4	0	0	2	0	0	1	7	0.91%
Jail - Complete Separation	0	0	0	0	0	0	0	0	0.00%
Jail - Partial Separation	0	0	0	0	0	0	0	0	0.00%
Jail - No Separation	0	0	0	0	0	0	0	0	0.00%
Psychiatric Hospital	0	0	0	0	0	0	0	0	0.00%
Unknown	0	0	0	0	0	0	0	0	0.00%
Other	0	0	0	0	0	0	0	0	0.00%
Totals	396	26	3	203	15	1	129	773	

Detention Statistics at Referral by Individual Case for CY 2008

	Cases	% of Total Cases
Does Not Apply	1,338	96.96%
Juvenile Detention Facility	31	2.25%
Non-Secure Placement	11	0.80%
Jail - Complete Separation	0	0.00%
Jail - Partial Separation	0	0.00%
Jail - No Separation	0	0.00%
Psychiatric Hospital	0	0.00%
Unknown	0	0.00%
Other	0	0.00%
	1,380	100.00%

Detention Statistics above are reported separately by Child and by Case. One child may have multiple cases.

Does Not Apply: Refers to cases not eligible for detention due to the type of Referral or the decision not to detain.

**TENNESSEE COUNCIL OF JUVENILE AND FAMILY COURT JUDGES
2008 GREENE COUNTY JUVENILE COURT STATISTICAL DATA**

Placement after Secure Detention Hearing by Individual Child by Race and Sex for CY 2008

	White Male	African American Male	Other Race Male	White Female	African American Female	Other Race Female	Unknown Race or Sex	Total	% of Total Children
Does Not Apply	387	26	2	203	15	1	128	762	98.58%
Returned to Prior Living Arr	6	0	1	0	0	0	1	8	1.03%
Juvenile Detention Facility	1	0	0	0	0	0	0	1	0.13%
Psychiatric Hospital	1	0	0	0	0	0	0	1	0.13%
Other	1	0	0	0	0	0	0	1	0.13%
Jail	0	0	0	0	0	0	0	0	0.00%
Shelter / Group Home	0	0	0	0	0	0	0	0	0.00%
Foster Family Home	0	0	0	0	0	0	0	0	0.00%
Unknown	0	0	0	0	0	0	0	0	0.00%
Totals	396	26	3	203	15	1	129	773	

Placement after Secure Detention Hearing by Individual Case for CY 2008

	Cases	% of Total Cases
Does Not Apply	1,352	97.97%
Returned to Prior Living Arrangement	15	1.09%
Other	7	0.51%
Juvenile Detention Facility	4	0.29%
Psychiatric Hospital	1	0.07%
Unknown	1	0.07%
Jail	0	0.00%
Shelter / Group Home	0	0.00%
Foster Family Home	0	0.00%
	1,380	100.00%

Detention Statistics above are reported separately by Child and by Case. One child may have multiple cases.

Does Not Apply: Refers to cases not eligible for detention due to the type of Referral or the decision not to detain.

**TENNESSEE COUNCIL OF JUVENILE AND FAMILY COURT JUDGES
2008 GREENE COUNTY JUVENILE COURT STATISTICAL DATA**

Dispositional Procedures for CY 2008

Procedures used to Dispose or Adjust all Referrals

	Number	% of All Referrals
Formally Adjudicated	568	39.17%
Informally Adjusted	16	1.10%
Transfer to Adult Court Hearings and Charges Cleared	1	0.07%
Otherwise Handled	865	59.66%
	1,450	100.00%

Referrals Disposed by Formal Adjudicatory Proceedings

	Number	% of All Referrals
Dismissed	142	9.79%
Retired / Nolle Prosequi	54	3.72%
Complaint Substantiated Delinquent	185	12.76%
Complaint Substantiated Status Offender	157	10.83%
Complaint Substantiated Dependent/Neglect	30	2.07%
Complaint Substantiated Abused	0	0.00%
Complaint Substantiated Mentally Ill	0	0.00%
	568	39.17%

Referrals Disposed by Other Actions

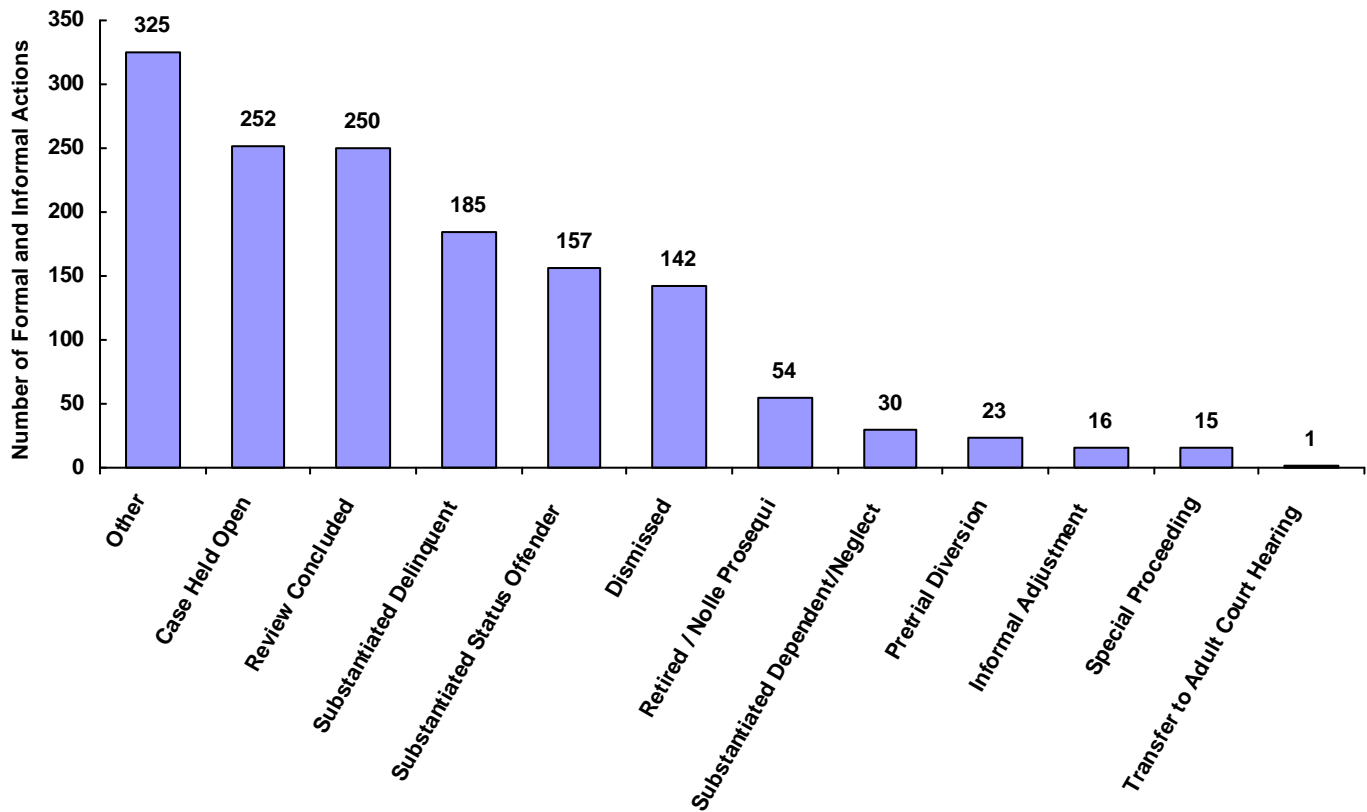
	Number	% of All Referrals
Informal Adjustment	16	1.10%
Transfer to Adult Court Hearing	1	0.07%
Charges Cleared by Transfer to Adult Court	0	0.00%
Pretrial Diversion	23	1.59%
Special Proceeding	15	1.03%
Review Concluded	250	17.24%
Case Held Open	252	17.38%
Other	325	22.41%
Unknown	0	0.00%
	882	60.82%

TENNESSEE COUNCIL OF JUVENILE AND FAMILY COURT JUDGES 2008 GREENE COUNTY JUVENILE COURT STATISTICAL DATA

Formal and Informal Actions by Race and Sex for CY 2008

	White Male	African American Male	Other Race Male	White Female	African American Female	Other Race Female	Unknown Race or Sex	Total	% of Total Referrals
Dismissed	83	4	0	35	4	0	16	142	9.79%
Retired / Nolle Prosequi	29	2	0	8	1	0	14	54	3.72%
Substantiated Delinquent	131	8	4	23	4	0	15	185	12.76%
Substantiated Status Offender	76	3	1	51	4	0	22	157	10.83%
Substantiated Dependent/Neglect	15	0	1	9	0	0	5	30	2.07%
Substantiated Abused	0	0	0	0	0	0	0	0	0.00%
Substantiated Mentally Ill	0	0	0	0	0	0	0	0	0.00%
Informal Adjustment	5	0	0	9	0	0	2	16	1.10%
Pretrial Diversion	14	0	0	2	0	0	7	23	1.59%
Transfer to Adult Court Hearing	0	0	0	1	0	0	0	1	0.07%
Cleared by Transfer to Adult Court	0	0	0	0	0	0	0	0	0.00%
Special Proceeding	4	0	0	6	0	0	5	15	1.03%
Review Concluded	142	7	1	60	7	0	33	250	17.24%
Case Held Open	80	6	1	71	7	0	87	252	17.38%
Unknown	0	0	0	0	0	0	0	0	0.00%
Other	201	16	0	68	1	1	38	325	22.41%
Totals	780	46	8	343	28	1	244	1,450	

Total Formal and Informal Actions



**TENNESSEE COUNCIL OF JUVENILE AND FAMILY COURT JUDGES
2008 GREENE COUNTY JUVENILE COURT STATISTICAL DATA**

Formal and Informal Actions by Type of Offense, Race and Sex for CY 2008

	White Male	African American Male	Other Race Male	White Female	African American Female	Other Race Female	Unknown Race or Sex	Total
<u>Delinquent</u>								
Other	120	12	0	51	1	1	17	202
Complaint Substantiated Delinquent	127	7	4	22	4	0	15	179
Dismissed	53	4	0	24	4	0	10	95
Case Held Open	33	4	0	19	1	0	12	69
Retired / Nolle Prosequi	24	2	0	6	1	0	10	43
Complaint Substantiated Status Offender	14	0	0	18	1	0	3	36
Pretrial Diversion	9	0	0	2	0	0	7	18
Review Concluded	5	0	0	7	0	0	2	14
Informal Adjustment	2	0	0	9	0	0	2	13
Complaint Substantiated Dependent/Neglect	5	0	1	1	0	0	0	7
Complaint Substantiated Abused	0	0	0	0	0	0	0	0
Complaint Substantiated Mentally Ill	0	0	0	0	0	0	0	0
Transfer to Adult Court Hearing	0	0	0	0	0	0	0	0
Charges Cleared by Transfer to Adult Court	0	0	0	0	0	0	0	0
Special Proceeding	0	0	0	0	0	0	0	0
Unknown	0	0	0	0	0	0	0	0
Totals	392	29	5	159	12	1	78	676

<u>Status</u>								
Complaint Substantiated Status Offender	62	3	1	33	3	0	19	121
Other	61	2	0	6	0	0	5	74
Dismissed	24	0	0	7	0	0	4	35
Case Held Open	4	0	0	1	1	0	1	7
Retired / Nolle Prosequi	1	0	0	1	0	0	1	3
Complaint Substantiated Dependent/Neglect	2	0	0	1	0	0	0	3
Review Concluded	1	0	0	1	0	0	0	2
Complaint Substantiated Delinquent	1	0	0	0	0	0	0	1
Complaint Substantiated Abused	0	0	0	0	0	0	0	0
Complaint Substantiated Mentally Ill	0	0	0	0	0	0	0	0
Informal Adjustment	0	0	0	0	0	0	0	0
Pretrial Diversion	0	0	0	0	0	0	0	0
Transfer to Adult Court Hearing	0	0	0	0	0	0	0	0
Charges Cleared by Transfer to Adult Court	0	0	0	0	0	0	0	0
Special Proceeding	0	0	0	0	0	0	0	0
Unknown	0	0	0	0	0	0	0	0
Totals	156	5	1	50	4	0	30	246

**TENNESSEE COUNCIL OF JUVENILE AND FAMILY COURT JUDGES
2008 GREENE COUNTY JUVENILE COURT STATISTICAL DATA**

Formal and Informal Actions by Type of Offense, Race and Sex for CY 2008

	White Male	African American Male	Other Race Male	White Female	African American Female	Other Race Female	Unknown Race or Sex	Total
<u>Dependency and Neglect</u>								
Case Held Open	5	0	0	4	0	0	12	21
Complaint Substantiated Dependent/Neglect	2	0	0	2	0	0	3	7
Special Proceeding	3	0	0	3	0	0	0	6
Other	2	0	0	1	0	0	2	5
Review Concluded	1	0	0	0	0	0	0	1
Dismissed	0	0	0	0	0	0	0	0
Retired / Nolle Prosequi	0	0	0	0	0	0	0	0
Complaint Substantiated Delinquent	0	0	0	0	0	0	0	0
Complaint Substantiated Status Offender	0	0	0	0	0	0	0	0
Complaint Substantiated Abused	0	0	0	0	0	0	0	0
Complaint Substantiated Mentally Ill	0	0	0	0	0	0	0	0
Informal Adjustment	0	0	0	0	0	0	0	0
Pretrial Diversion	0	0	0	0	0	0	0	0
Transfer to Adult Court Hearing	0	0	0	0	0	0	0	0
Charges Cleared by Transfer to Adult Court	0	0	0	0	0	0	0	0
Unknown	0	0	0	0	0	0	0	0
Totals	13	0	0	10	0	0	17	40
<u>Other Violations</u>								
Dismissed	0	0	0	0	0	0	0	0
Retired / Nolle Prosequi	0	0	0	0	0	0	0	0
Complaint Substantiated Delinquent	0	0	0	0	0	0	0	0
Complaint Substantiated Status Offender	0	0	0	0	0	0	0	0
Complaint Substantiated Dependent/Neglect	0	0	0	0	0	0	0	0
Complaint Substantiated Abused	0	0	0	0	0	0	0	0
Complaint Substantiated Mentally Ill	0	0	0	0	0	0	0	0
Informal Adjustment	0	0	0	0	0	0	0	0
Pretrial Diversion	0	0	0	0	0	0	0	0
Transfer to Adult Court Hearing	0	0	0	0	0	0	0	0
Charges Cleared by Transfer to Adult Court	0	0	0	0	0	0	0	0
Special Proceeding	0	0	0	0	0	0	0	0
Review Concluded	0	0	0	0	0	0	0	0
Case Held Open	0	0	0	0	0	0	0	0
Unknown	0	0	0	0	0	0	0	0
Other	0	0	0	0	0	0	0	0
Totals	0	0	0	0	0	0	0	0

**TENNESSEE COUNCIL OF JUVENILE AND FAMILY COURT JUDGES
2008 GREENE COUNTY JUVENILE COURT STATISTICAL DATA**

Formal and Informal Actions by Type of Offense, Race and Sex for CY 2008

	White Male	African American Male	Other Race Male	White Female	African American Female	Other Race Female	Unknown Race or Sex	Total
Special Proceedings								
Review Concluded	131	7	1	50	6	0	31	226
Case Held Open	37	2	1	43	5	0	60	148
Other	7	1	0	3	0	0	10	21
Complaint Substantiated Dependent/Neglect	5	0	0	4	0	0	2	11
Dismissed	5	0	0	1	0	0	2	8
Special Proceeding	1	0	0	0	0	0	2	3
Complaint Substantiated Delinquent	1	0	0	0	0	0	0	1
Pretrial Diversion	1	0	0	0	0	0	0	1
Transfer to Adult Court Hearing	0	0	0	1	0	0	0	1
Retired / Nolle Prosequi	0	0	0	0	0	0	0	0
Complaint Substantiated Status Offender	0	0	0	0	0	0	0	0
Complaint Substantiated Abused	0	0	0	0	0	0	0	0
Complaint Substantiated Mentally Ill	0	0	0	0	0	0	0	0
Informal Adjustment	0	0	0	0	0	0	0	0
Charges Cleared by Transfer to Adult Court	0	0	0	0	0	0	0	0
Unknown	0	0	0	0	0	0	0	0
Totals	188	10	2	102	11	0	107	420
Other								
Other	11	1	0	7	0	0	4	23
Retired / Nolle Prosequi	4	0	0	1	0	0	3	8
Review Concluded	4	0	0	2	1	0	0	7
Case Held Open	1	0	0	4	0	0	2	7
Special Proceeding	0	0	0	3	0	0	3	6
Dismissed	1	0	0	3	0	0	0	4
Complaint Substantiated Delinquent	2	1	0	1	0	0	0	4
Pretrial Diversion	4	0	0	0	0	0	0	4
Informal Adjustment	3	0	0	0	0	0	0	3
Complaint Substantiated Dependent/Neglect	1	0	0	1	0	0	0	2
Complaint Substantiated Status Offender	0	0	0	0	0	0	0	0
Complaint Substantiated Abused	0	0	0	0	0	0	0	0
Complaint Substantiated Mentally Ill	0	0	0	0	0	0	0	0
Transfer to Adult Court Hearing	0	0	0	0	0	0	0	0
Charges Cleared by Transfer to Adult Court	0	0	0	0	0	0	0	0
Unknown	0	0	0	0	0	0	0	0
Totals	31	2	0	22	1	0	12	68
All Action Totals	780	46	8	343	28	1	244	1,450

**TENNESSEE COUNCIL OF JUVENILE AND FAMILY COURT JUDGES
2008 GREENE COUNTY JUVENILE COURT STATISTICAL DATA**

Formal and Informal Actions by Class of Referral, Race and Sex for CY 2008

	White Male	African American Male	Other Race Male	White Female	African American Female	Other Race Female	Unknown Race or Sex	Total
<u>Offenses Against Persons</u>								
Complaint Substantiated Delinquent	15	1	1	2	0	0	5	24
Case Held Open	7	4	0	5	1	0	2	19
Other	8	3	0	3	1	0	2	17
Retired / Nolle Prosequi	7	0	0	0	1	0	2	10
Dismissed	3	0	0	0	0	0	2	5
Complaint Substantiated Dependent/Neglect	0	0	0	1	0	0	0	1
Pretrial Diversion	0	0	0	0	0	0	1	1
Complaint Substantiated Status Offender	0	0	0	0	0	0	0	0
Complaint Substantiated Abused	0	0	0	0	0	0	0	0
Complaint Substantiated Mentally Ill	0	0	0	0	0	0	0	0
Informal Adjustment	0	0	0	0	0	0	0	0
Transfer to Adult Court Hearing	0	0	0	0	0	0	0	0
Charges Cleared by Transfer to Adult Court	0	0	0	0	0	0	0	0
Special Proceeding	0	0	0	0	0	0	0	0
Review Concluded	0	0	0	0	0	0	0	0
Unknown	0	0	0	0	0	0	0	0
Totals	40	8	1	11	3	0	14	77

<u>Offenses Against Property</u>								
Complaint Substantiated Delinquent	35	1	1	6	1	0	5	49
Other	14	4	0	3	0	1	4	26
Informal Adjustment	2	0	0	9	0	0	2	13
Pretrial Diversion	4	0	0	0	0	0	4	8
Case Held Open	4	0	0	0	0	0	2	6
Dismissed	1	0	0	1	0	0	0	2
Retired / Nolle Prosequi	0	0	0	0	0	0	2	2
Review Concluded	1	0	0	0	0	0	0	1
Complaint Substantiated Status Offender	0	0	0	0	0	0	0	0
Complaint Substantiated Dependent/Neglect	0	0	0	0	0	0	0	0
Complaint Substantiated Abused	0	0	0	0	0	0	0	0
Complaint Substantiated Mentally Ill	0	0	0	0	0	0	0	0
Transfer to Adult Court Hearing	0	0	0	0	0	0	0	0
Charges Cleared by Transfer to Adult Court	0	0	0	0	0	0	0	0
Special Proceeding	0	0	0	0	0	0	0	0
Unknown	0	0	0	0	0	0	0	0
Totals	61	5	1	19	1	1	19	107

**TENNESSEE COUNCIL OF JUVENILE AND FAMILY COURT JUDGES
2008 GREENE COUNTY JUVENILE COURT STATISTICAL DATA**

Formal and Informal Actions by Class of Referral, Race and Sex for CY 2008

	White Male	African American Male	Other Race Male	White Female	African American Female	Other Race Female	Unknown Race or Sex	Total
<u>Illegal Conduct</u>								
Other	98	5	0	45	0	0	11	159
Complaint Substantiated Delinquent	77	5	2	14	3	0	5	106
Dismissed	49	4	0	23	4	0	8	88
Case Held Open	22	0	0	14	0	0	8	44
Complaint Substantiated Status Offender	14	0	0	18	1	0	3	36
Retired / Nolle Prosequi	17	2	0	6	0	0	6	31
Review Concluded	4	0	0	7	0	0	2	13
Pretrial Diversion	5	0	0	2	0	0	2	9
Complaint Substantiated Dependent/Neglect	5	0	1	0	0	0	0	6
Complaint Substantiated Abused	0	0	0	0	0	0	0	0
Complaint Substantiated Mentally III	0	0	0	0	0	0	0	0
Informal Adjustment	0	0	0	0	0	0	0	0
Transfer to Adult Court Hearing	0	0	0	0	0	0	0	0
Charges Cleared by Transfer to Adult Court	0	0	0	0	0	0	0	0
Special Proceeding	0	0	0	0	0	0	0	0
Unknown	0	0	0	0	0	0	0	0
Totals	291	16	3	129	8	0	45	492

Status Offenses

Complaint Substantiated Status Offender	62	3	1	33	3	0	19	121
Other	61	2	0	6	0	0	5	74
Dismissed	24	0	0	7	0	0	4	35
Case Held Open	4	0	0	1	1	0	1	7
Retired / Nolle Prosequi	1	0	0	1	0	0	1	3
Complaint Substantiated Dependent/Neglect	2	0	0	1	0	0	0	3
Review Concluded	1	0	0	1	0	0	0	2
Complaint Substantiated Delinquent	1	0	0	0	0	0	0	1
Complaint Substantiated Abused	0	0	0	0	0	0	0	0
Complaint Substantiated Mentally III	0	0	0	0	0	0	0	0
Informal Adjustment	0	0	0	0	0	0	0	0
Pretrial Diversion	0	0	0	0	0	0	0	0
Transfer to Adult Court Hearing	0	0	0	0	0	0	0	0
Charges Cleared by Transfer to Adult Court	0	0	0	0	0	0	0	0
Special Proceeding	0	0	0	0	0	0	0	0
Unknown	0	0	0	0	0	0	0	0
Totals	156	5	1	50	4	0	30	246

**TENNESSEE COUNCIL OF JUVENILE AND FAMILY COURT JUDGES
2008 GREENE COUNTY JUVENILE COURT STATISTICAL DATA**

Formal and Informal Actions by Class of Referral, Race and Sex for CY 2008

	White Male	African American Male	Other Race Male	White Female	African American Female	Other Race Female	Unknown Race or Sex	Total
<u>Dependency/Neglect</u>								
Case Held Open	5	0	0	4	0	0	12	21
Complaint Substantiated Dependent/Neglect	2	0	0	2	0	0	3	7
Special Proceeding	3	0	0	3	0	0	0	6
Other	2	0	0	1	0	0	2	5
Review Concluded	1	0	0	0	0	0	0	1
Dismissed	0	0	0	0	0	0	0	0
Retired / Nolle Prosequi	0	0	0	0	0	0	0	0
Complaint Substantiated Delinquent	0	0	0	0	0	0	0	0
Complaint Substantiated Status Offender	0	0	0	0	0	0	0	0
Complaint Substantiated Abused	0	0	0	0	0	0	0	0
Complaint Substantiated Mentally Ill	0	0	0	0	0	0	0	0
Informal Adjustment	0	0	0	0	0	0	0	0
Pretrial Diversion	0	0	0	0	0	0	0	0
Transfer to Adult Court Hearing	0	0	0	0	0	0	0	0
Charges Cleared by Transfer to Adult Court	0	0	0	0	0	0	0	0
Unknown	0	0	0	0	0	0	0	0
Totals	13	0	0	10	0	0	17	40

Other Violation Proceedings

Dismissed	0	0	0	0	0	0	0	0
Retired / Nolle Prosequi	0	0	0	0	0	0	0	0
Complaint Substantiated Delinquent	0	0	0	0	0	0	0	0
Complaint Substantiated Status Offender	0	0	0	0	0	0	0	0
Complaint Substantiated Dependent/Neglect	0	0	0	0	0	0	0	0
Complaint Substantiated Abused	0	0	0	0	0	0	0	0
Complaint Substantiated Mentally Ill	0	0	0	0	0	0	0	0
Informal Adjustment	0	0	0	0	0	0	0	0
Pretrial Diversion	0	0	0	0	0	0	0	0
Transfer to Adult Court Hearing	0	0	0	0	0	0	0	0
Charges Cleared by Transfer to Adult Court	0	0	0	0	0	0	0	0
Special Proceeding	0	0	0	0	0	0	0	0
Review Concluded	0	0	0	0	0	0	0	0
Case Held Open	0	0	0	0	0	0	0	0
Unknown	0	0	0	0	0	0	0	0
Other	0	0	0	0	0	0	0	0
Totals	0	0	0	0	0	0	0	0

**TENNESSEE COUNCIL OF JUVENILE AND FAMILY COURT JUDGES
2008 GREENE COUNTY JUVENILE COURT STATISTICAL DATA**

Formal and Informal Actions by Class of Referral, Race and Sex for CY 2008

	White Male	African American Male	Other Race Male	White Female	African American Female	Other Race Female	Unknown Race or Sex	Total
<u>Parentage</u>								
Case Held Open	0	0	0	3	0	0	7	10
Other	0	0	0	1	0	0	9	10
Complaint Substantiated Dependent/Neglect	1	0	0	4	0	0	0	5
Special Proceeding	0	0	0	0	0	0	2	2
Dismissed	1	0	0	0	0	0	0	1
Retired / Nolle Prosequi	0	0	0	0	0	0	0	0
Complaint Substantiated Delinquent	0	0	0	0	0	0	0	0
Complaint Substantiated Status Offender	0	0	0	0	0	0	0	0
Complaint Substantiated Abused	0	0	0	0	0	0	0	0
Complaint Substantiated Mentally Ill	0	0	0	0	0	0	0	0
Informal Adjustment	0	0	0	0	0	0	0	0
Pretrial Diversion	0	0	0	0	0	0	0	0
Transfer to Adult Court Hearing	0	0	0	0	0	0	0	0
Charges Cleared by Transfer to Adult Court	0	0	0	0	0	0	0	0
Review Concluded	0	0	0	0	0	0	0	0
Unknown	0	0	0	0	0	0	0	0
Totals	2	0	0	8	0	0	18	28

Special Proceedings

Review Concluded	131	7	1	50	6	0	31	226
Case Held Open	37	2	1	40	5	0	53	138
Other	7	1	0	2	0	0	1	11
Dismissed	4	0	0	1	0	0	2	7
Complaint Substantiated Dependent/Neglect	4	0	0	0	0	0	2	6
Complaint Substantiated Delinquent	1	0	0	0	0	0	0	1
Pretrial Diversion	1	0	0	0	0	0	0	1
Transfer to Adult Court Hearing	0	0	0	1	0	0	0	1
Special Proceeding	1	0	0	0	0	0	0	1
Retired / Nolle Prosequi	0	0	0	0	0	0	0	0
Complaint Substantiated Status Offender	0	0	0	0	0	0	0	0
Complaint Substantiated Abused	0	0	0	0	0	0	0	0
Complaint Substantiated Mentally Ill	0	0	0	0	0	0	0	0
Informal Adjustment	0	0	0	0	0	0	0	0
Charges Cleared by Transfer to Adult Court	0	0	0	0	0	0	0	0
Unknown	0	0	0	0	0	0	0	0
Totals	186	10	2	94	11	0	89	392

**TENNESSEE COUNCIL OF JUVENILE AND FAMILY COURT JUDGES
2008 GREENE COUNTY JUVENILE COURT STATISTICAL DATA**

Formal and Informal Actions by Class of Referral, Race and Sex for CY 2008

	White Male	African American Male	Other Race Male	White Female	African American Female	Other Race Female	Unknown Race or Sex	Total
<u>Other</u>								
Other	11	1	0	7	0	0	4	23
Retired / Nolle Prosequi	4	0	0	1	0	0	3	8
Review Concluded	4	0	0	2	1	0	0	7
Case Held Open	1	0	0	4	0	0	2	7
Special Proceeding	0	0	0	3	0	0	3	6
Dismissed	1	0	0	3	0	0	0	4
Complaint Substantiated Delinquent	2	1	0	1	0	0	0	4
Pretrial Diversion	4	0	0	0	0	0	0	4
Informal Adjustment	3	0	0	0	0	0	0	3
Complaint Substantiated Dependent/Neglect	1	0	0	1	0	0	0	2
Complaint Substantiated Status Offender	0	0	0	0	0	0	0	0
Complaint Substantiated Abused	0	0	0	0	0	0	0	0
Complaint Substantiated Mentally Ill	0	0	0	0	0	0	0	0
Transfer to Adult Court Hearing	0	0	0	0	0	0	0	0
Charges Cleared by Transfer to Adult Court	0	0	0	0	0	0	0	0
Unknown	0	0	0	0	0	0	0	0
Totals	31	2	0	22	1	0	12	68
<hr/>								
All Action Totals	780	46	8	343	28	1	244	1,450

**TENNESSEE COUNCIL OF JUVENILE AND FAMILY COURT JUDGES
2008 GREENE COUNTY JUVENILE COURT STATISTICAL DATA**

Children Transferred to Adult Court by Age at Disposition Date, Race and Sex for CY 2008

Total Children = 773

	White Male	African American Male	Other Race Male	White Female	African American Female	Other Race Female	Unknown Race or Sex	Total	% of All Children Referred
Age Under 1	0	0	0	0	0	0	0	0	0.00%
Age 1	0	0	0	0	0	0	0	0	0.00%
Age 2	0	0	0	0	0	0	0	0	0.00%
Age 3	0	0	0	0	0	0	0	0	0.00%
Age 4	0	0	0	0	0	0	0	0	0.00%
Age 5	0	0	0	0	0	0	0	0	0.00%
Age 6	0	0	0	0	0	0	0	0	0.00%
Age 7	0	0	0	0	0	0	0	0	0.00%
Age 8	0	0	0	0	0	0	0	0	0.00%
Age 9	0	0	0	0	0	0	0	0	0.00%
Age 10	0	0	0	0	0	0	0	0	0.00%
Age 11	0	0	0	0	0	0	0	0	0.00%
Age 12	0	0	0	0	0	0	0	0	0.00%
Age 13	0	0	0	0	0	0	0	0	0.00%
Age 14	0	0	0	0	0	0	0	0	0.00%
Age 15	0	0	0	0	0	0	0	0	0.00%
Age 16	0	0	0	0	0	0	0	0	0.00%
Age 17	0	0	0	0	0	0	0	0	0.00%
Age 18	0	0	0	0	0	0	0	0	0.00%
Age 19 and Over	0	0	0	0	0	0	0	0	0.00%
Totals	0	0	0	0	0	0	0	0	

Total Children Transferred to Adult Court

**TENNESSEE COUNCIL OF JUVENILE AND FAMILY COURT JUDGES
2008 GREENE COUNTY JUVENILE COURT STATISTICAL DATA**

Outcomes by Type Of Disposition, Race and Sex for CY 2008

	White Male	African American Male	Other Race Male	White Female	African American Female	Other Race Female	Unknown Race or Sex	Total
<u>General Action Codes</u>								
Held Open For Review	110	6	1	89	8	0	80	294
Public Service	123	13	1	48	7	0	29	221
Fine	146	5	0	47	1	0	13	212
Case Dismissed	83	4	0	35	4	0	16	142
Injunction Other than No Contact Order	23	0	0	23	0	1	17	64
No Contact Order	21	2	0	19	0	0	14	56
Case Retired or Nolle Prosequi	28	2	0	8	1	0	11	50
Restitution	25	0	1	9	1	0	9	45
Referred for Mental Health Counseling	15	1	0	10	2	0	15	43
Referred for Alcohol and Drug Counseling	20	1	0	4	0	0	1	26
Referred to Defensive Driving School	13	0	0	9	0	0	1	23
Supervision / Probation to Juvenile Court	4	0	0	9	1	0	3	17
Referral to Juvenile Court Educ-Based Pgm	9	1	0	0	0	0	0	10
Released from Probation	4	0	0	6	0	0	0	10
House Arrest	6	1	0	0	0	0	1	8
Driver's License Held Informally	3	0	0	0	0	0	1	4
Placement with Relative / Other Individual	4	0	0	0	0	0	0	4
Court Defined Curfew	3	0	0	0	0	0	1	4
Probation to Parents	1	0	0	0	0	0	0	1
Referred to Alternative School	1	0	0	0	0	0	0	1
Private Mental Health Placement	1	0	0	0	0	0	0	1
Warned / Couseled	0	0	0	0	0	0	0	0
Referral to Another Entity for Superv/Servc	0	0	0	0	0	0	0	0
Referred to Private Child Agency	0	0	0	0	0	0	0	0
Referred to Alcohol Safety School	0	0	0	0	0	0	0	0
Voluntary Placement with DMHMR	0	0	0	0	0	0	0	0
Private MR Placement	0	0	0	0	0	0	0	0
Placement with City/Cnty Agcy/Facility	0	0	0	0	0	0	0	0
Runaway Returned	0	0	0	0	0	0	0	0
Dismissed from Informal Adjustment	0	0	0	0	0	0	0	0
Dismissed from Pretrial Diversion	0	0	0	0	0	0	0	0
Totals	643	36	3	316	25	1	212	1,236

**TENNESSEE COUNCIL OF JUVENILE AND FAMILY COURT JUDGES
2008 GREENE COUNTY JUVENILE COURT STATISTICAL DATA**

Outcomes by Type Of Disposition, Race and Sex for CY 2008

	White Male	African American Male	Other Race Male	White Female	African American Female	Other Race Female	Unknown Race or Sex	Total
<u>Formal Action Codes</u>								
Other Intensive Probation	60	9	0	35	3	0	18	125
DCS Commitment - Custody	69	3	1	16	0	0	15	104
DCS Probation	11	4	0	0	0	0	4	19
Transfer to Another Juvenile Court for Dispo	4	1	3	0	0	1	8	17
Parental Rights Terminated	4	0	0	3	0	0	1	8
DCS Commitment - Suspended	0	0	0	0	0	0	2	2
Supervision by DCS	1	1	0	0	0	0	0	2
Transferred to Adult Court	0	0	0	0	0	0	0	0
DMHMR Involuntary Commitment	0	0	0	0	0	0	0	0
DCS Commitment - Determinate	0	0	0	0	0	0	0	0
DCS Intensive Probation	0	0	0	0	0	0	0	0
Placed Under a Valid Court Order	0	0	0	0	0	0	0	0
Parental Rights Not Terminated	0	0	0	0	0	0	0	0
Totals	149	18	4	54	3	1	48	277

Special Proceedings

Court Costs	359	22	4	137	10	1	64	597
Custody Changed	60	3	0	34	3	0	38	138
Custody Unchanged	31	1	0	27	4	0	42	105
Foster Care Terminated	42	2	0	20	4	0	13	81
Visitation Changed	19	0	0	13	1	0	47	80
Foster Care Continued	19	2	0	6	0	0	3	30
Order of Reference to DCS	3	1	0	1	0	0	5	10
Visitation Unchanged	2	0	0	2	0	0	3	7
Paternity Determined / Child Legitimated	0	0	0	0	0	0	5	5
Child Support Granted	1	0	0	0	0	0	1	2
Voluntary Acknowledgement of Paternity	0	0	0	0	0	0	0	0
Paternity Not Determ/Child Not Legitimated	0	0	0	0	0	0	0	0
Child Support Amended	0	0	0	0	0	0	0	0
Child Support Denied	0	0	0	0	0	0	0	0
Child Support Terminated	0	0	0	0	0	0	0	0
Request for Medical Treatment Granted	0	0	0	0	0	0	0	0
Request for Medical Treatment Denied	0	0	0	0	0	0	0	0
Consent to Marry Granted	0	0	0	0	0	0	0	0
Consent to Marry Denied	0	0	0	0	0	0	0	0
Totals	536	31	4	240	22	1	221	1,055

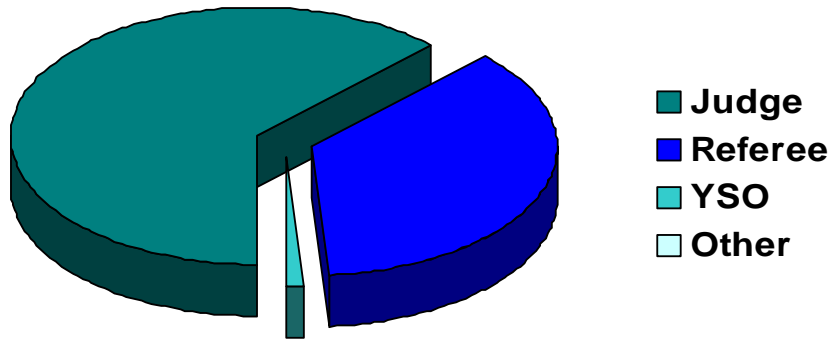
Other Outcome Codes

Other	480	30	5	217	19	0	154	905
Totals	480	30	5	217	19	0	154	905

All Outcome Totals	1,808	115	16	827	69	3	635	3,473
---------------------------	--------------	------------	-----------	------------	-----------	----------	------------	--------------

**TENNESSEE COUNCIL OF JUVENILE AND FAMILY COURT JUDGES
2008 GREENE COUNTY JUVENILE COURT STATISTICAL DATA**

Breakdown of Referrals by Court Personnel Executing the Action in CY 2008



	Referrals	% of Referrals
Judge	906	62.48%
Referee	528	36.41%
YSO	14	0.97%
Other	2	0.14%
Total	1,450	100.00%