

**2008**

**State of Tennessee**

**Annual Juvenile Court Statistical Report**

**Hamblen County Breakdown**

# TABLE OF CONTENTS

Report Numbers Listed Below are shown at the Bottom of each Report, followed by the Report Page Number

	Report Number
<b>Juvenile Court Referral Process</b>	
Chart – The Juvenile Court Referral Process	1
Chart – Delinquent, Dependent/Neglect/Abuse, and Status/Unruly Referrals	2
Chart – Referrals by Type of Offense	3
Chart – Referrals for Status/Unruly Offenses	4
<b>Children and Referral Counts by Race and Sex</b>	
Table – Children with Delinquent Referrals by Race and Sex	5
Table – Children with Status/Unruly Referrals by Race and Sex	5
Table – Children with Dependency/Neglect/Abuse Allegations by Race and Sex	5
Table – Referrals Delinquent Referrals by Race and Sex	6
Table – Referrals Status/Unruly Referrals by Race and Sex	6
Table – Referrals Dependency/Neglect/Abuse Allegations by Race and Sex	6
Table/Chart – Referrals by Age Group, Race and Sex	7
Table/Chart – Children Referred by Age, Race and Sex	8
Table/Chart – Children Referred by Race and Sex	9
Table/Chart – Children of Hispanic Origin by Race and Sex	10
Table – Referrals by Type of Offense, Age Group, Race and Sex	11
<b>Living Arrangement of the Child at Time of Referral</b>	
Table/Chart – Living Arrangement at Time of Referral by Race and Sex	12
<b>School Status of Individual Children at Time of Referral to Juvenile Court</b>	
Table – Last Grade Completed by Children by Race and Sex	13
Table – Children Enrolled in School	13
Table – Children Enrolled in Special Education	13
<b>Referral Information by Race, Sex and Class of Referral/Offense</b>	
Table/Chart – Class of Referrals by Race and Sex	14
Table - Referrals by Class and Type of Offense by Race and Sex	15
<b>Referral Reasons by Type, Race and Sex</b>	
Table – Referral Reasons by Type of Offense, Race and Sex	16
Table – Top 4 Referral Reasons by Sex and Race	17
Table – Top 4 Referral Reasons by Sex, Race and Type of Offense	18
<b>Source of Referrals to the Juvenile Court</b>	
Table – Source of Referrals by Race and Sex	19
Table – Six Most Frequent Referral Reasons by Source, Race and Sex	20
Table – Source of Referrals by Type of Offense, Race and Sex	21
<b>Children Referred with Weapons Charges</b>	
Table/Chart – Children Referred for Unlawful Carrying/Possession of a Weapon by Age, Race and Sex	22
Table/Chart – Children Referred for Carrying Weapons on School Property	23
<b>Intake Actions at Referral</b>	
Table/Chart – Intake Actions at Referral by Race and Sex	24
Table/Chart – Intake Actions of Referrals by Class of Offense, Race and Sex	25

# TABLE OF CONTENTS


Report Numbers Listed Below are shown at the Bottom of each Report, followed by the Report Page Number

	Report Number
<b>Detention Statistics at Referral</b>	
Table – Detention Statistics at Referral by Individual Child by Race and Sex	26
Table – Detention Statistics at Referral by Individual Case	26
Table – Placement After Secure Detention Hearing by Individual Child by Race and Sex	27
Table – Placement After Secure Detention Hearing by Individual Case	27
<b>Dispositional Procedures</b>	
Table – Procedures used to Dispose or Adjust All Referrals	28
Table – Referrals Disposed by Formal Adjudicatory Proceedings	28
Table – Referrals Disposed by Other Actions	28
<b>Formal and Informal Actions</b>	
Table/Chart – Formal and Informal Actions by Race and Sex	29
Table – Formal and Informal Actions by Type of Offense, Race and Sex	30
Table – Formal and Informal Actions by Class of Referral, Race and Sex	31
<b>Children Transferred to Adult Court</b>	
Table/Chart – Children Transferred to Adult Court by Age, Race and Sex	32
<b>Outcomes by Type of Disposition</b>	
Table – Outcomes by Type of Disposition, Race and Sex	33
<b>Juvenile Court Referrals Disposed County-Wide Based on Number of Referrals</b>	
Table/Chart – Breakdown of Referrals by Court Personnel Executing the Action	34

**TENNESSEE COUNCIL OF JUVENILE AND FAMILY COURT JUDGES  
2008 HAMBLEN COUNTY JUVENILE COURT STATISTICAL DATA**

**The Juvenile Court Referral Process for CY 2008**

<b>Delinquent</b> 756	<b>Status</b> 253	<b>Dependency and Neglect</b> 834	<b>Other Violations</b> 12	<b>Special Proceedings</b> 443	<b>Parentage</b> 120	<b>Other</b> 131
--------------------------	----------------------	--------------------------------------	-------------------------------	-----------------------------------	-------------------------	---------------------



**Parents, Victims, School, Relatives, State Dept, etc.**  
1,929

**Law Enforcement**  
620

**Pretrial Diversion, Informal Adjustment**  
376

**Court Actions**  
2,549

**Transfer to Adult Court Hearing**  
0

**Charges Cleared By Transfer to Adult Court**  
0



**Formal Adjudications**  
869

**Special Proceeding**  
168


**Review Concluded**  
315



**Juvenile Court System Outcomes / Dispositions**  
5,377

**Case Held Open**  
811

**Other**  
10




**Formal**  
722



**General**  
2,433



**Special Proceedings**  
2,073

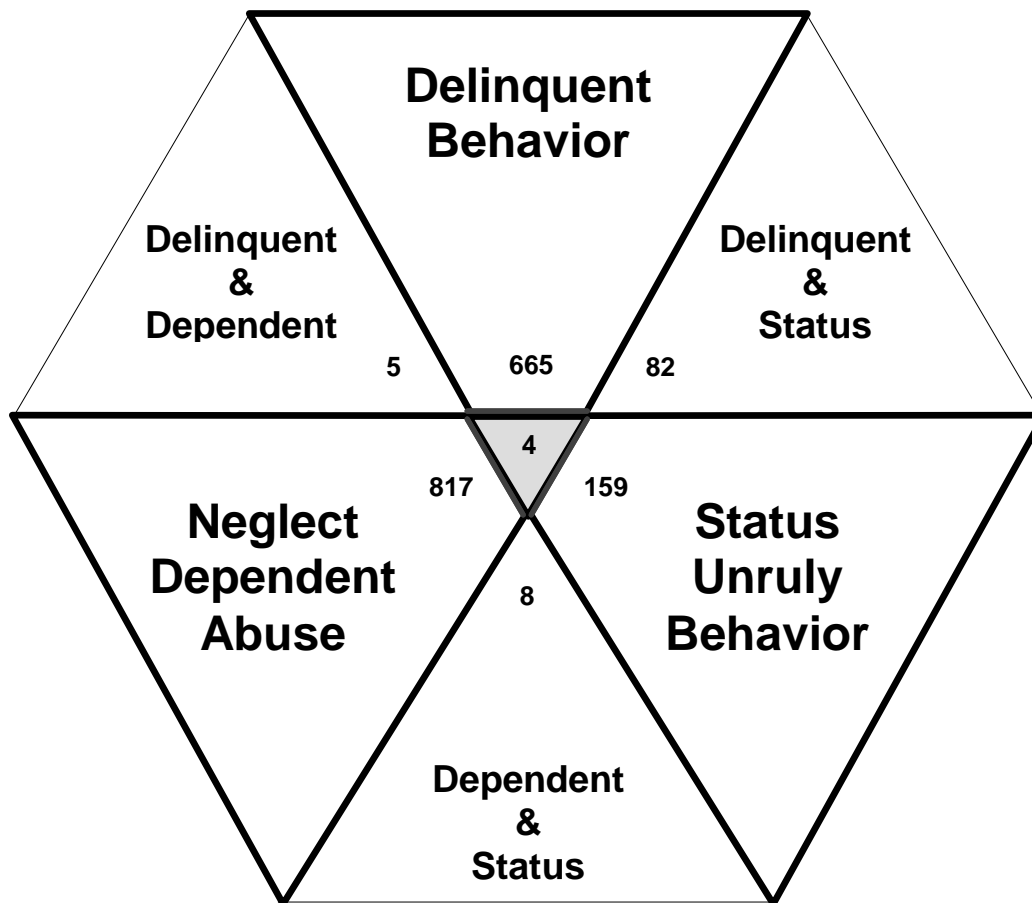


**Other**  
149

**TENNESSEE COUNCIL OF JUVENILE AND FAMILY COURT JUDGES  
2008 HAMBLLEN COUNTY JUVENILE COURT STATISTICAL DATA**

**Delinquent, Dependent/Neglect/Abuse, and Status/Unruly Referrals for CY 2008**

Total = 1,740



The remaining referrals are for:  
Custody, Visitation, Paternity/Legitimation, Child Support,  
Special Procedures and Other Referrals

Each child may be counted  
in more than one category

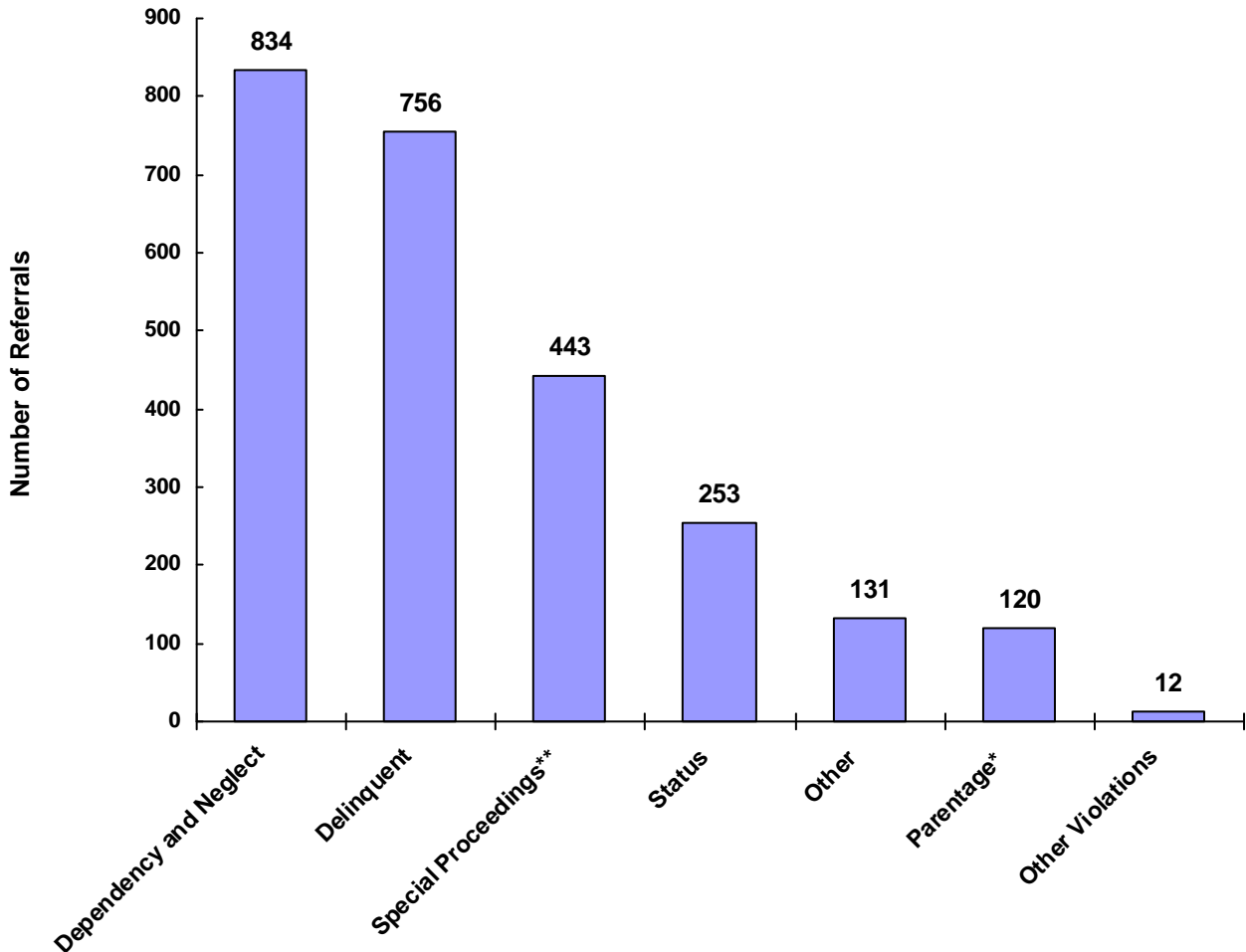
Total number of individual children for ALL referrals  
disposed by juvenile courts during CY 2008 equals  
1,026

Children can have referrals in multiple categories. The drawing above shows that in the year 2008 there were 665 referrals to Hamblen County Juvenile Court for children with only delinquent offenses, 159 for those with only status/unruly behavior, and 817 for children with neglect, dependent or abuse referrals during the calendar year. There were 82 referrals for children that had a delinquent AND a status/unruly referral. There were 5 referrals for children with both delinquent behavior AND a neglect, dependent or abuse allegation. There were 8 referrals for children that had both a status/unruly referral AND a neglect, dependent or abuse allegation. Also, there were 4 referrals for children that had a delinquent referral, a status/unruly referral AND a neglect, dependent or abuse allegation.

**TENNESSEE COUNCIL OF JUVENILE AND FAMILY COURT JUDGES  
2008 HAMBLEN COUNTY JUVENILE COURT STATISTICAL DATA**

**Referrals by Type of Offense in CY 2008**

**Total Referrals = 2,549**



\* Parentage includes: Custody, Visitation, Paternity/Legitimation and Child Support

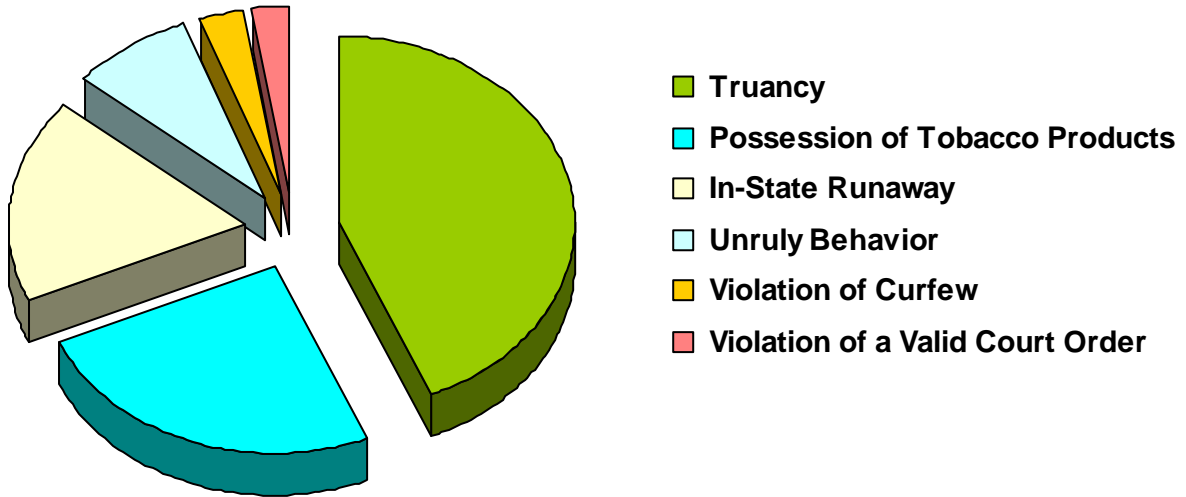
\*\*Special Proceedings include: Judicial Review, Administrative Review, Foster Care Review, Request for Medical Treatment and Consent to Marry

Information from the Juvenile Court represents a total of 1,026 children and 2,331 cases that were reported to the TCJFCJ.

A Status offense is an offense committed by a child that if committed by an adult, would not be considered an offense or unlawful act. An example of this is smoking when not legally an adult.

**TENNESSEE COUNCIL OF JUVENILE AND FAMILY COURT JUDGES  
2008 HAMBLLEN COUNTY JUVENILE COURT STATISTICAL DATA**

**Referrals for Status/Unruly Offenses in CY 2008  
Total Status/Unruly Referrals = 253**



<b>Referral Reason</b>	<b>Count</b>	<b>Percent</b>
Truancy	110	43.48%
Possession of Tobacco Products	63	24.90%
In-State Runaway	45	17.79%
Unruly Behavior	21	8.30%
Violation of Curfew	8	3.16%
Violation of a Valid Court Order	6	2.37%
Out-of-State Runaway	0	0.00%
<b>Total</b>	<b>253</b>	

**TENNESSEE COUNCIL OF JUVENILE AND FAMILY COURT JUDGES  
2008 HAMBLLEN COUNTY JUVENILE COURT STATISTICAL DATA**

**Children\* with Delinquent Referrals by Race and Sex for CY 2008**

	White	African American	Native American	Asian	Mixed Race	Unknown Race	Total
<b>Male</b>	266	23	0	2	2	2	<b>295</b>
<b>Female</b>	128	11	0	0	0	1	<b>140</b>
<b>Unknown Sex</b>	0	0	0	0	0	0	
<b>Totals</b>	<b>394</b>	<b>34</b>	<b>0</b>	<b>2</b>	<b>2</b>	<b>3</b>	<b>435</b>

**Children\* with Status/Unruly Referrals by Race and Sex for CY 2008**

	White	African American	Native American	Asian	Mixed Race	Unknown Race	Total
<b>Male</b>	102	12	0	0	1	1	<b>116</b>
<b>Female</b>	65	8	0	0	0	1	<b>74</b>
<b>Unknown Sex</b>	0	0	0	0	0	0	
<b>Totals</b>	<b>167</b>	<b>20</b>	<b>0</b>	<b>0</b>	<b>1</b>	<b>2</b>	<b>190</b>

**Children\* with Dependency/Neglect/Abuse Allegations by Race and Sex for CY 2008**

	White	African American	Native American	Asian	Mixed Race	Unknown Race	Total
<b>Male</b>	132	12	0	0	1	0	<b>145</b>
<b>Female</b>	151	10	0	0	1	0	<b>162</b>
<b>Unknown Sex</b>	0	0	0	0	0	0	
<b>Totals</b>	<b>283</b>	<b>22</b>	<b>0</b>	<b>0</b>	<b>2</b>	<b>0</b>	<b>307</b>

\* A child may be counted in more than one category



**TENNESSEE COUNCIL OF JUVENILE AND FAMILY COURT JUDGES  
2008 HAMBLLEN COUNTY JUVENILE COURT STATISTICAL DATA**

**Delinquent Referrals by Race and Sex for CY 2008**

	White	African American	Native American	Asian	Mixed Race	Unknown Race	Total
<b>Male</b>	467	70	0	2	9	5	<b>553</b>
<b>Female</b>	183	19	0	0	0	1	<b>203</b>
<b>Unknown Sex</b>	0	0	0	0	0	0	<b>0</b>
<b>Totals</b>	<b>650</b>	<b>89</b>	<b>0</b>	<b>2</b>	<b>9</b>	<b>6</b>	<b>756</b>

**Status/Unruly Referrals by Race and Sex for CY 2008**

	White	African American	Native American	Asian	Mixed Race	Unknown Race	Total
<b>Male</b>	134	24	0	0	1	1	<b>160</b>
<b>Female</b>	81	10	0	0	0	2	<b>93</b>
<b>Unknown Sex</b>	0	0	0	0	0	0	<b>0</b>
<b>Totals</b>	<b>215</b>	<b>34</b>	<b>0</b>	<b>0</b>	<b>1</b>	<b>3</b>	<b>253</b>

**Dependency/Neglect/Abuse Allegations by Race and Sex for CY 2008**

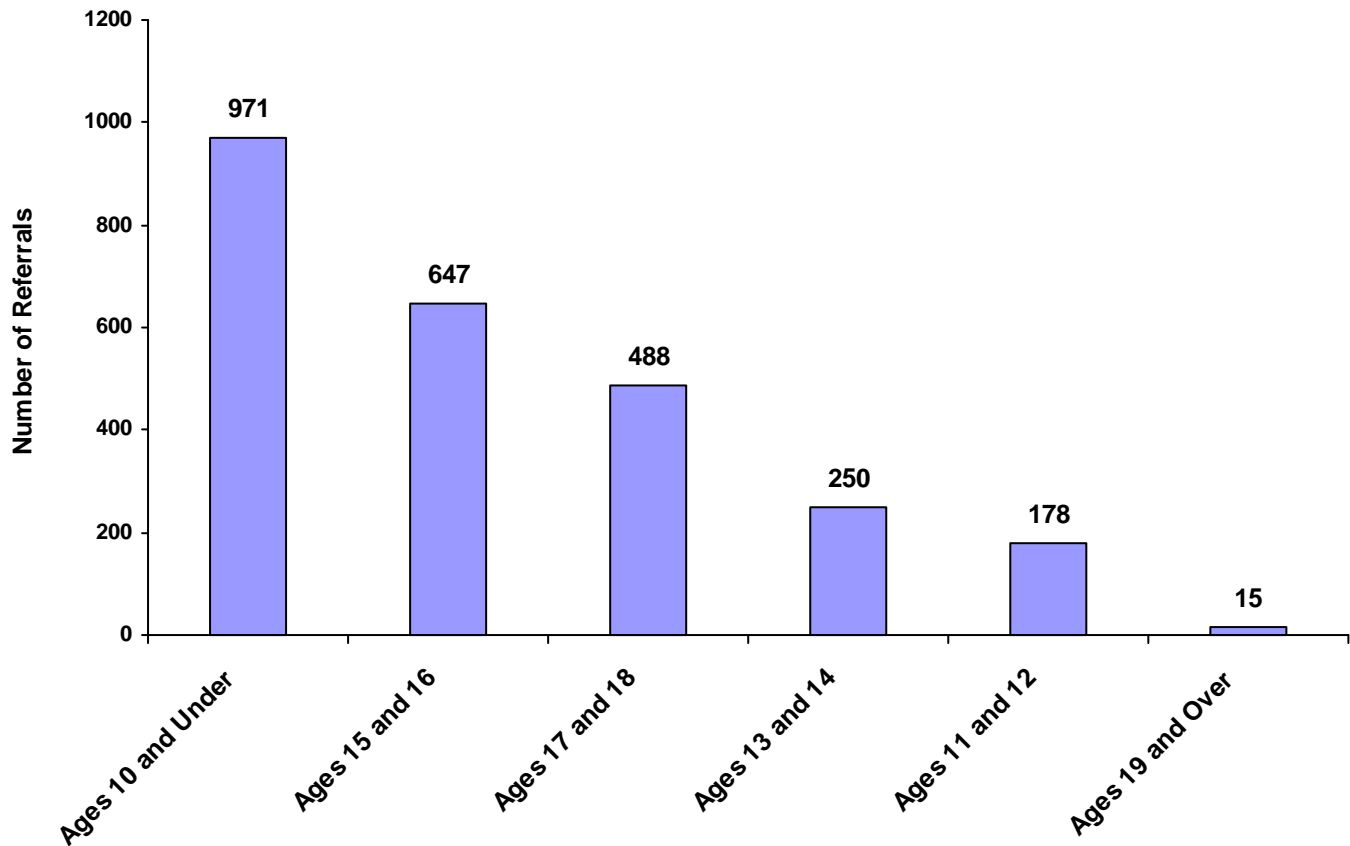
	White	African American	Native American	Asian	Mixed Race	Unknown Race	Total
<b>Male</b>	360	38	0	0	5	0	<b>403</b>
<b>Female</b>	388	38	0	0	5	0	<b>431</b>
<b>Unknown Sex</b>	0	0	0	0	0	0	<b>0</b>
<b>Totals</b>	<b>748</b>	<b>76</b>	<b>0</b>	<b>0</b>	<b>10</b>	<b>0</b>	<b>834</b>

**TENNESSEE COUNCIL OF JUVENILE AND FAMILY COURT JUDGES  
2008 HAMBLEN COUNTY JUVENILE COURT STATISTICAL DATA**

**Referrals by Age Group, Race and Sex for CY 2008**

	White Male	African American Male	Other Race Male	White Female	African American Female	Other Race Female	Unknown Race or Sex	Total	% of Total Referrals
Birth through Age 10	404	41	8	433	75	10	0	971	38.09%
Ages 11 and 12	86	35	4	50	3	0	0	178	6.98%
Ages 13 and 14	123	21	0	96	10	0	0	250	9.81%
Ages 15 and 16	345	82	9	179	28	0	4	647	25.38%
Ages 17 and 18	298	31	5	143	6	0	5	488	19.14%
Ages 19 and Over	5	0	0	10	0	0	0	15	0.59%
<b>All Age Group Totals</b>	<b>1,261</b>	<b>210</b>	<b>26</b>	<b>911</b>	<b>122</b>	<b>10</b>	<b>9</b>	<b>2,549</b>	

**Total Referrals by Age Group**

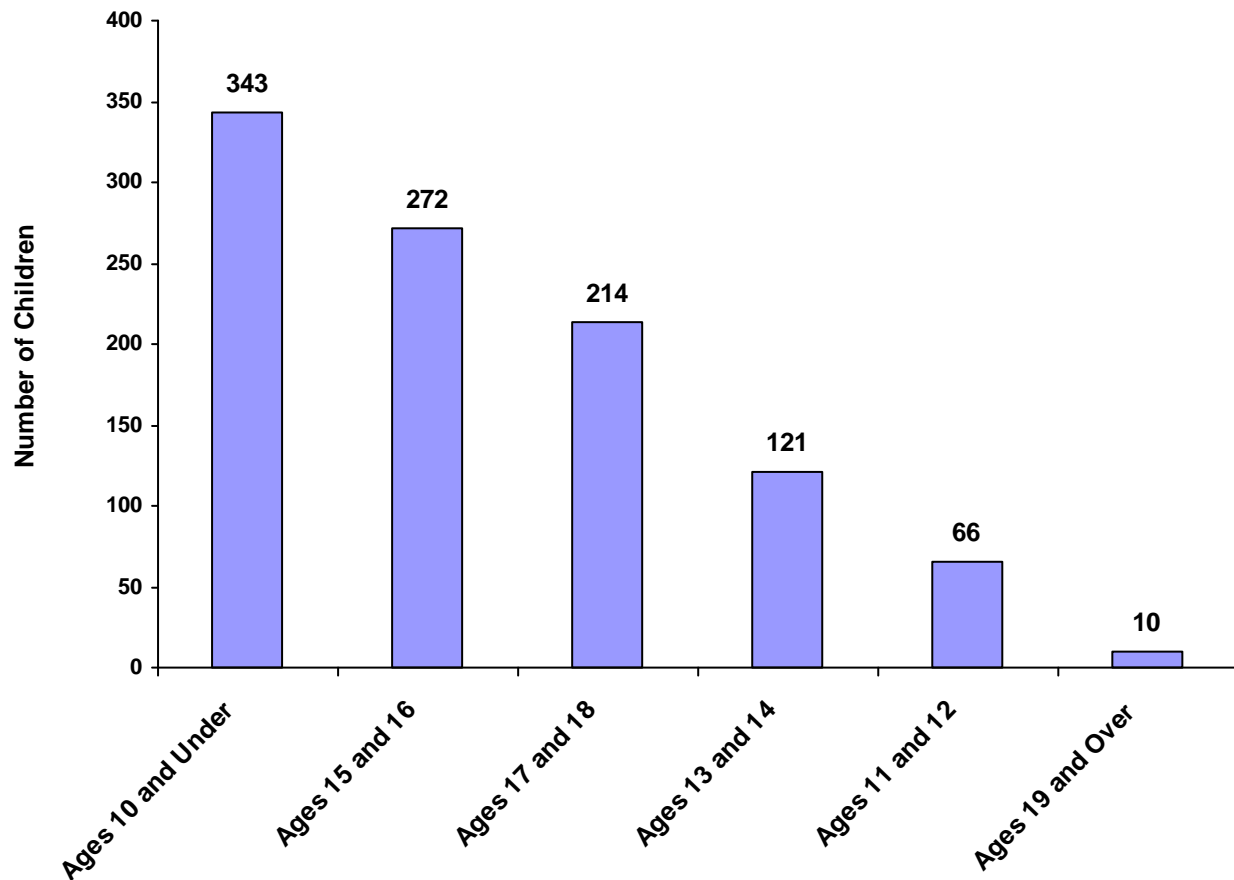


**TENNESSEE COUNCIL OF JUVENILE AND FAMILY COURT JUDGES  
2008 HAMBLEN COUNTY JUVENILE COURT STATISTICAL DATA**

**Children Referred by Age Group, Race and Sex for CY 2008**

	White Male	African American Male	Other Race Male	White Female	African American Female	Other Race Female	Unknown Race or Sex	Total	% of All Children Referred
Ages 10 and Under	149	12	3	158	17	4	0	343	33.43%
Ages 11 through 12	38	8	1	19	0	0	0	66	6.43%
Ages 13 through 14	60	6	0	48	7	0	0	121	11.79%
Ages 15 through 16	156	16	1	90	6	0	3	272	26.51%
Ages 17 through 18	121	10	3	74	4	0	2	214	20.86%
Ages 19 and Over	2	0	0	8	0	0	0	10	0.97%
<b>Total</b>	<b>526</b>	<b>52</b>	<b>8</b>	<b>397</b>	<b>34</b>	<b>4</b>	<b>5</b>	<b>1,026</b>	

**Total Children by Age Group**

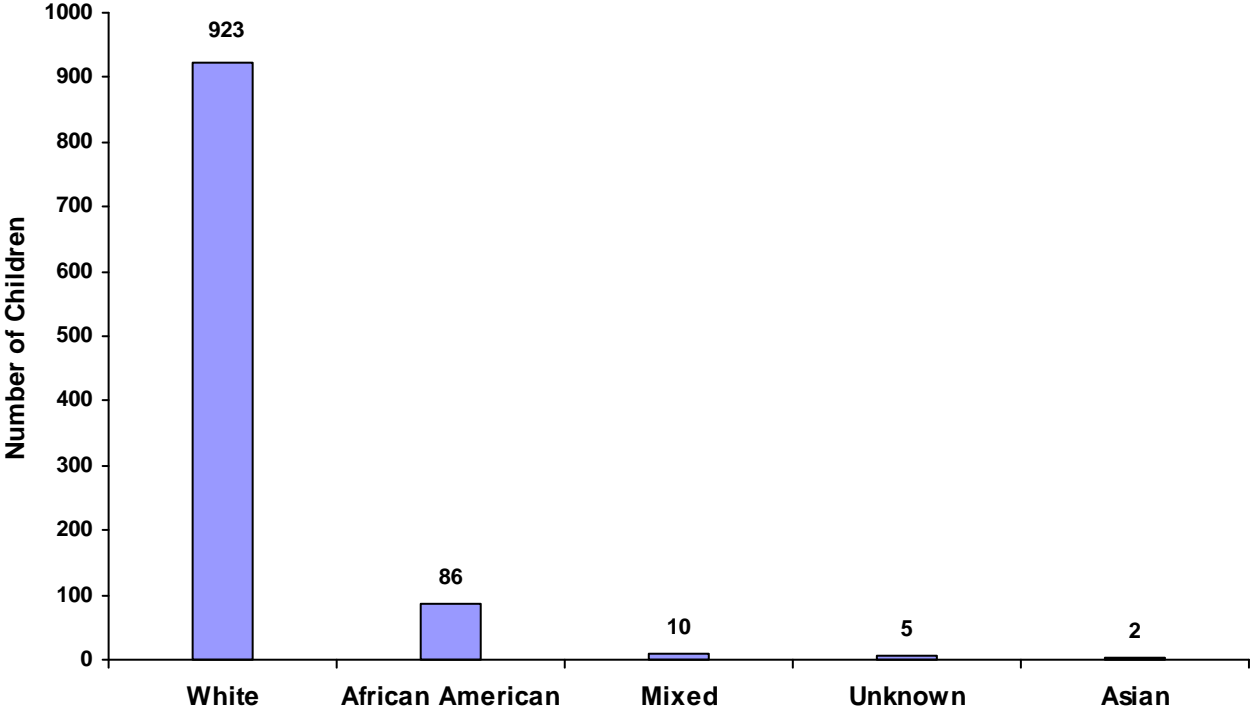


**TENNESSEE COUNCIL OF JUVENILE AND FAMILY COURT JUDGES  
2008 HAMBLLEN COUNTY JUVENILE COURT STATISTICAL DATA**

**Children Referred by Race and Sex for CY 2008**

Race	Male	Female	Unknown	Total
White	526	397	0	923
African American	52	34	0	86
Native American	0	0	0	0
Asian	2	0	0	2
Mixed	6	4	0	10
Unknown	3	2	0	5
<b>Total</b>	<b>589</b>	<b>437</b>	<b>0</b>	<b>1,026</b>

**Total Children by Race**

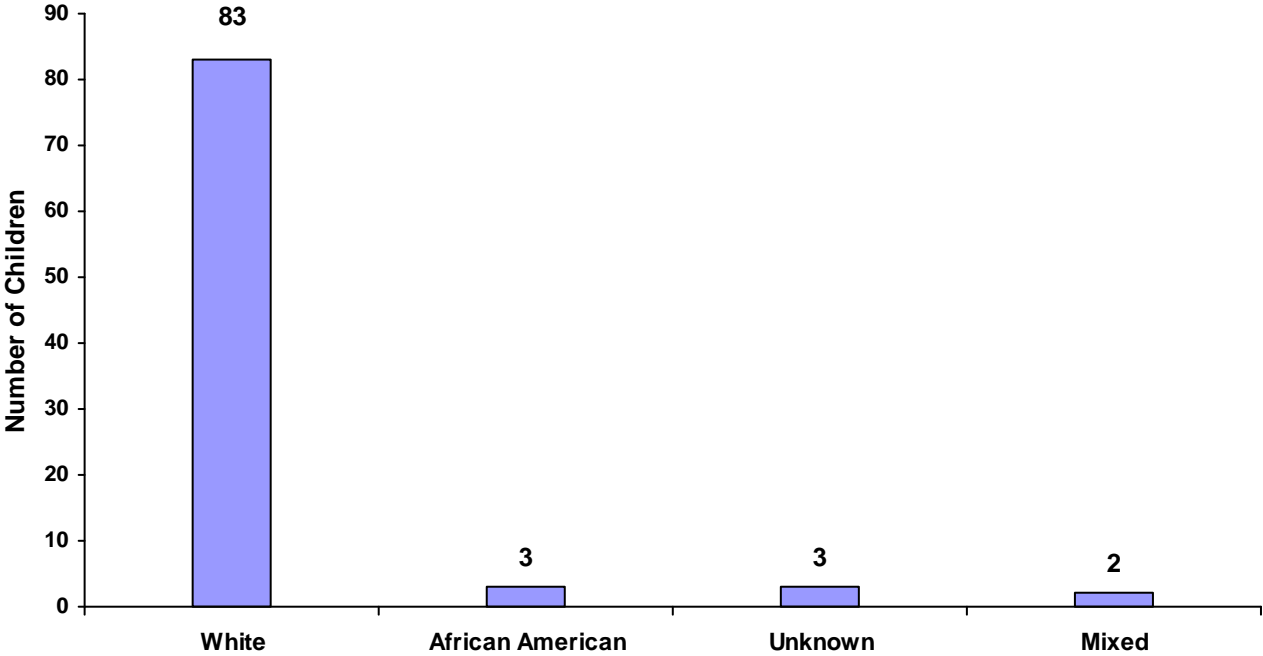


**TENNESSEE COUNCIL OF JUVENILE AND FAMILY COURT JUDGES  
2008 HAMBLLEN COUNTY JUVENILE COURT STATISTICAL DATA**

**Children of Hispanic Origin by Race and Sex for CY 2008**

Race	Male	Female	Unknown	Total
White	43	40	0	83
African American	1	2	0	3
Native American	0	0	0	0
Asian	0	0	0	0
Mixed	1	1	0	2
Unknown	3	0	0	3
<b>Total</b>	<b>48</b>	<b>43</b>	<b>0</b>	<b>91</b>

**Total Children of Hispanic Origin by Race**



**TENNESSEE COUNCIL OF JUVENILE AND FAMILY COURT JUDGES  
2008 HAMBLEN COUNTY JUVENILE COURT STATISTICAL DATA**

**Referrals by Type of Offense, Age Group, Race and Sex for CY 2008**

	White Male	African American Male	Other Race Male	White Female	African American Female	Other Race Female	Unknown Race or Sex	Total
<b>Delinquent</b>								
Ages 10 and Under	5	0	0	1	0	0	0	6
Ages 11 through 12	21	0	0	7	0	0	0	28
Ages 13 through 14	54	5	0	20	6	0	0	85
Ages 15 through 16	199	48	6	78	10	0	2	343
Ages 17 through 18	188	17	5	77	3	0	4	294
Ages 19 and Over	0	0	0	0	0	0	0	0
<b>Total</b>	<b>467</b>	<b>70</b>	<b>11</b>	<b>183</b>	<b>19</b>	<b>0</b>	<b>6</b>	<b>756</b>
<b>Status</b>								
Ages 10 and Under	1	0	0	0	0	0	0	1
Ages 11 through 12	4	2	0	0	0	0	0	6
Ages 13 through 14	24	3	0	12	4	0	0	43
Ages 15 through 16	54	16	1	48	5	0	2	126
Ages 17 through 18	51	3	0	21	1	0	1	77
Ages 19 and Over	0	0	0	0	0	0	0	0
<b>Total</b>	<b>134</b>	<b>24</b>	<b>1</b>	<b>81</b>	<b>10</b>	<b>0</b>	<b>3</b>	<b>253</b>
<b>Dependency and Neglect</b>								
Ages 10 and Under	249	19	1	286	34	5	0	594
Ages 11 through 12	38	17	4	22	0	0	0	81
Ages 13 through 14	20	2	0	42	0	0	0	64
Ages 15 through 16	42	0	0	22	4	0	0	68
Ages 17 through 18	11	0	0	16	0	0	0	27
Ages 19 and Over	0	0	0	0	0	0	0	0
<b>Total</b>	<b>360</b>	<b>38</b>	<b>5</b>	<b>388</b>	<b>38</b>	<b>5</b>	<b>0</b>	<b>834</b>
<b>Other Violations</b>								
Ages 10 and Under	0	0	0	0	0	0	0	0
Ages 11 through 12	0	0	0	0	0	0	0	0
Ages 13 through 14	1	0	0	0	0	0	0	1
Ages 15 through 16	7	0	0	1	0	0	0	8
Ages 17 through 18	1	0	0	2	0	0	0	3
Ages 19 and Over	0	0	0	0	0	0	0	0
<b>Total</b>	<b>9</b>	<b>0</b>	<b>0</b>	<b>3</b>	<b>0</b>	<b>0</b>	<b>0</b>	<b>12</b>

**TENNESSEE COUNCIL OF JUVENILE AND FAMILY COURT JUDGES  
2008 HAMBLEN COUNTY JUVENILE COURT STATISTICAL DATA**

**Referrals by Type of Offense, Age Group, Race and Sex for CY 2008**

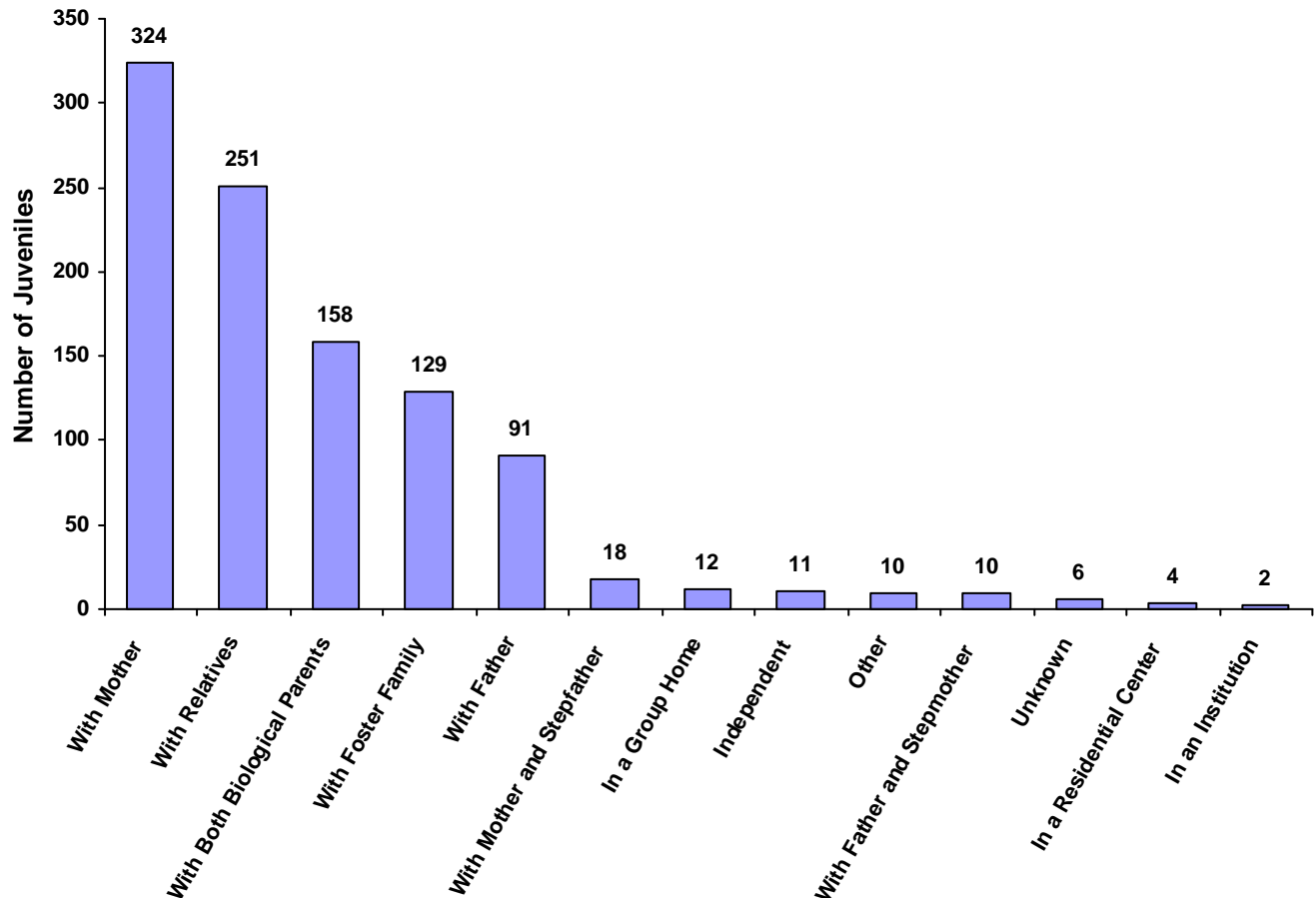
	<b>White Male</b>	<b>African American Male</b>	<b>Other Race Male</b>	<b>White Female</b>	<b>African American Female</b>	<b>Other Race Female</b>	<b>Unknown Race or Sex</b>	<b>Total</b>
<b>Special Proceedings</b>								
Ages 10 and Under	133	18	6	129	35	5	0	<b>326</b>
Ages 11 through 12	23	12	0	18	3	0	0	<b>56</b>
Ages 13 through 14	18	9	0	21	0	0	0	<b>48</b>
Ages 15 through 16	27	15	2	19	5	0	0	<b>68</b>
Ages 17 through 18	35	7	0	21	2	0	0	<b>65</b>
Ages 19 and Over	0	0	0	0	0	0	0	<b>0</b>
<b>Total</b>	<b>236</b>	<b>61</b>	<b>8</b>	<b>208</b>	<b>45</b>	<b>5</b>	<b>0</b>	<b>563</b>
<b>Other</b>								
Ages 10 and Under	16	4	1	17	6	0	0	<b>44</b>
Ages 11 through 12	0	4	0	3	0	0	0	<b>7</b>
Ages 13 through 14	6	2	0	1	0	0	0	<b>9</b>
Ages 15 through 16	16	3	0	11	4	0	0	<b>34</b>
Ages 17 through 18	12	4	0	6	0	0	0	<b>22</b>
Ages 19 and Over	5	0	0	10	0	0	0	<b>15</b>
<b>Total</b>	<b>55</b>	<b>17</b>	<b>1</b>	<b>48</b>	<b>10</b>	<b>0</b>	<b>0</b>	<b>131</b>
<b>Grand Total</b>	<b>1,261</b>	<b>210</b>	<b>26</b>	<b>911</b>	<b>122</b>	<b>10</b>	<b>9</b>	<b>2,549</b>

**TENNESSEE COUNCIL OF JUVENILE AND FAMILY COURT JUDGES  
2008 HAMBLEN COUNTY JUVENILE COURT STATISTICAL DATA**

**Living Arrangement of Juveniles by Race and Sex for CY 2008**

	White Male	African American Male	Other Race Male	White Female	African American Female	Other Race Female	Unknown Race or Sex	Total	% of All Children Referred
With Both Biological Parents	97	4	1	51	3	0	2	158	15.40%
With Father and Stepmother	3	1	0	6	0	0	0	10	0.97%
With Mother and Stepfather	10	0	0	7	1	0	0	18	1.75%
With Mother	169	16	4	120	14	0	1	324	31.58%
With Father	55	2	1	32	0	1	0	91	8.87%
With Relatives	106	15	2	118	6	2	2	251	24.46%
With Adoptive Parents	0	0	0	0	0	0	0	0	0.00%
With Foster Family	62	7	0	49	10	1	0	129	12.57%
In a Group Home	7	4	0	1	0	0	0	12	1.17%
In a Residential Center	4	0	0	0	0	0	0	4	0.39%
In an Institution	2	0	0	0	0	0	0	2	0.19%
Independent	3	1	0	7	0	0	0	11	1.07%
Unknown	5	1	0	0	0	0	0	6	0.58%
Other	3	1	0	6	0	0	0	10	0.97%
<b>Totals</b>	<b>526</b>	<b>52</b>	<b>8</b>	<b>397</b>	<b>34</b>	<b>4</b>	<b>5</b>	<b>1,026</b>	

**Living Arrangement of Juveniles**





**TENNESSEE COUNCIL OF JUVENILE AND FAMILY COURT JUDGES  
2008 HAMBLLEN COUNTY JUVENILE COURT STATISTICAL DATA**

**Last Grade Completed by Children by Race and Sex for CY 2008**

	White Male	African American Male	Other Race Male	White Female	African American Female	Other Race Female	Unknown Race or Sex	Total	% of All Children Referred
Too Young for School	108	8	1	112	13	0	0	242	23.59%
Preschool	4	0	1	0	0	1	0	6	0.58%
Kindergarten	13	0	0	15	1	1	0	30	2.92%
1st Grade	9	2	0	9	2	2	0	24	2.34%
2nd Grade	7	0	1	5	1	0	0	14	1.36%
3rd Grade	9	0	0	11	0	0	0	20	1.95%
4th Grade	7	5	0	7	0	0	0	19	1.85%
5th Grade	24	4	1	9	0	0	0	38	3.70%
6th Grade	22	1	0	20	0	0	0	43	4.19%
7th Grade	27	2	1	12	3	0	1	46	4.48%
8th Grade	63	7	0	49	5	0	0	124	12.09%
9th Grade	80	6	2	44	5	0	3	140	13.65%
10th Grade	79	12	1	48	2	0	0	142	13.84%
11th Grade	55	3	0	35	2	0	1	96	9.36%
12th Grade	1	0	0	1	0	0	0	2	0.19%
Non-Graded Special Ed	0	0	0	0	0	0	0	0	0.00%
GED	6	1	0	4	0	0	0	11	1.07%
Graduated	2	0	0	3	0	0	0	5	0.49%
Never Attended School	0	0	0	0	0	0	0	0	0.00%
Unknown	8	1	0	6	0	0	0	15	1.46%
Other	2	0	0	7	0	0	0	9	0.88%
<b>Totals</b>	<b>526</b>	<b>52</b>	<b>8</b>	<b>397</b>	<b>34</b>	<b>4</b>	<b>5</b>	<b>1,026</b>	

**Children Enrolled in School**

	Children	% of All Children
Enrolled	729	71.05%
Not Enrolled	293	28.56%
Unknown	4	0.39%
	<b>1,026</b>	

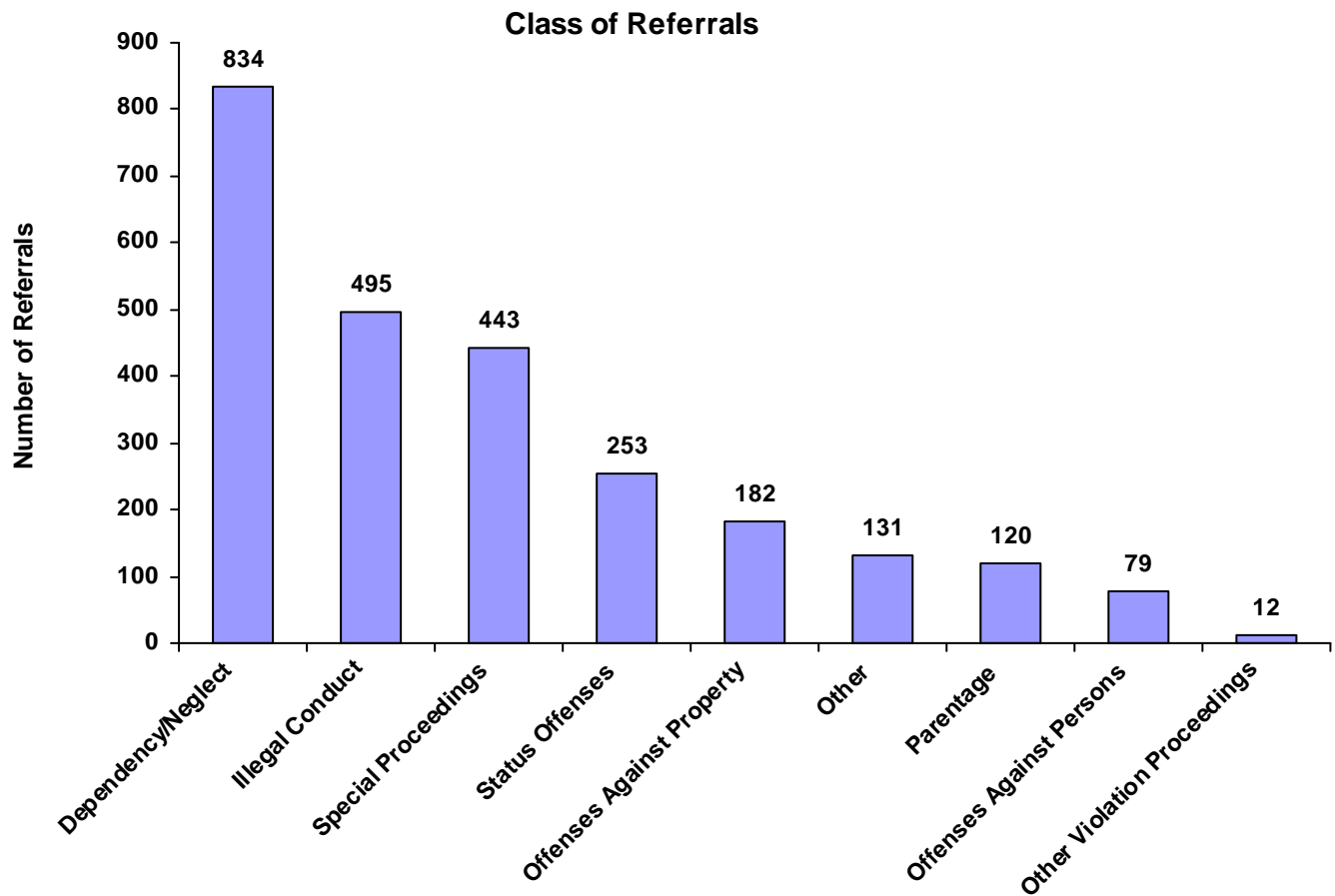
**Children Enrolled in Special Education**

	Children	% of All Children
Enrolled	52	5.07%
Not Enrolled	958	93.37%
Unknown	16	1.56%
	<b>1,026</b>	

**TENNESSEE COUNCIL OF JUVENILE AND FAMILY COURT JUDGES  
2008 HAMBLEN COUNTY JUVENILE COURT STATISTICAL DATA**

**Class of Referrals by Race and Sex for CY 2008**

	White Male	African American Male	Other Race Male	White Female	African American Female	Other Race Female	Unknown Race or Sex	Total	% of Total Referrals
Offenses Against Persons	52	6	0	19	2	0	0	79	3.10%
Offenses Against Property	103	15	7	51	5	0	1	182	7.14%
Illegal Conduct	312	49	4	113	12	0	5	495	19.42%
Status Offenses	134	24	1	81	10	0	3	253	9.93%
Dependency/Neglect	360	38	5	388	38	5	0	834	32.72%
Other Violation Proceedings	9	0	0	3	0	0	0	12	0.47%
Parentage	51	8	1	50	9	1	0	120	4.71%
Special Proceedings	185	53	7	158	36	4	0	443	17.38%
Other	55	17	1	48	10	0	0	131	5.14%
<b>Totals</b>	<b>1,261</b>	<b>210</b>	<b>26</b>	<b>911</b>	<b>122</b>	<b>10</b>	<b>9</b>	<b>2,549</b>	



**TENNESSEE COUNCIL OF JUVENILE AND FAMILY COURT JUDGES  
2008 HAMBLLEN COUNTY JUVENILE COURT STATISTICAL DATA**

**Referrals by Class and Type Of Offense by Race and Sex for CY 2008**

	<b>White Male</b>	<b>African American Male</b>	<b>Other Race Male</b>	<b>White Female</b>	<b>African American Female</b>	<b>Other Race Female</b>	<b>Unknown Race or Sex</b>	<b>Total</b>
<b><u>Offenses Against Persons</u></b>								
Assault	31	5	0	18	2	0	0	<b>56</b>
Aggravated Assault	11	1	0	1	0	0	0	<b>13</b>
Reckless Endangerment	4	0	0	0	0	0	0	<b>4</b>
Rape	3	0	0	0	0	0	0	<b>3</b>
Other Sexual Offenses	3	0	0	0	0	0	0	<b>3</b>
Criminal Homicide	0	0	0	0	0	0	0	<b>0</b>
1st Degree Murder	0	0	0	0	0	0	0	<b>0</b>
2nd Degree Murder	0	0	0	0	0	0	0	<b>0</b>
Aggravated Rape	0	0	0	0	0	0	0	<b>0</b>
Rape of a Child	0	0	0	0	0	0	0	<b>0</b>
Aggravated Vehicular Homicide	0	0	0	0	0	0	0	<b>0</b>
Esp. Aggravated Robbery	0	0	0	0	0	0	0	<b>0</b>
Esp. Aggravated Kidnapping	0	0	0	0	0	0	0	<b>0</b>
Aggravated Robbery	0	0	0	0	0	0	0	<b>0</b>
Aggravated Kidnapping	0	0	0	0	0	0	0	<b>0</b>
Aggravated Child Abuse / Neglect	0	0	0	0	0	0	0	<b>0</b>
Aggravated Sexual Battery	0	0	0	0	0	0	0	<b>0</b>
Voluntary Manslaughter	0	0	0	0	0	0	0	<b>0</b>
Vehicular Homicide	0	0	0	0	0	0	0	<b>0</b>
Sexual Abuse of a Child	0	0	0	0	0	0	0	<b>0</b>
Robbery	0	0	0	0	0	0	0	<b>0</b>
Criminally Negligent Homicide	0	0	0	0	0	0	0	<b>0</b>
Attempted Crime Against a Person	0	0	0	0	0	0	0	<b>0</b>
<b>Totals</b>	<b>52</b>	<b>6</b>	<b>0</b>	<b>19</b>	<b>2</b>	<b>0</b>	<b>0</b>	<b>79</b>
<b><u>Offenses Against Property</u></b>								
Theft of Property	45	6	3	40	3	0	1	<b>98</b>
Vandalism	29	4	1	9	2	0	0	<b>45</b>
Aggravated Burglary	9	5	3	0	0	0	0	<b>17</b>
Burglary	14	0	0	2	0	0	0	<b>16</b>
Unauthorized Use of a Vehicle	4	0	0	0	0	0	0	<b>4</b>
Illegal Poss/Use of Credit/Debit Cards	2	0	0	0	0	0	0	<b>2</b>
Aggravated Arson	0	0	0	0	0	0	0	<b>0</b>
Arson	0	0	0	0	0	0	0	<b>0</b>
Forgery	0	0	0	0	0	0	0	<b>0</b>
Worthless Checks	0	0	0	0	0	0	0	<b>0</b>
Cruelty to Animals	0	0	0	0	0	0	0	<b>0</b>
<b>Totals</b>	<b>103</b>	<b>15</b>	<b>7</b>	<b>51</b>	<b>5</b>	<b>0</b>	<b>1</b>	<b>182</b>

**TENNESSEE COUNCIL OF JUVENILE AND FAMILY COURT JUDGES  
2008 HAMBLLEN COUNTY JUVENILE COURT STATISTICAL DATA**

**Referrals by Class and Type Of Offense by Race and Sex for CY 2008**

	White Male	African American Male	Other Race Male	White Female	African American Female	Other Race Female	Unknown Race or Sex	Total
<b><u>Illegal Conduct</u></b>								
Violation of Probation	76	14	2	37	5	0	0	134
Disorderly Conduct	66	10	0	21	3	0	0	100
Traffic	51	6	0	23	1	0	3	84
Possession of Controlled Substances	22	5	1	3	0	0	0	31
Possession/Consumption of Alcohol	19	2	1	6	0	0	1	29
Violation of Aftercare	14	2	0	6	2	0	0	24
Filing a False Police Report	9	0	0	5	0	0	0	14
Resist Stop/Frisk/Halt/Arrest/Search	2	5	0	4	1	0	0	12
Public Intoxication	9	1	0	0	0	0	0	10
Other Drug Offenses	7	0	0	1	0	0	0	8
Carrying Weapons on School Property	7	1	0	0	0	0	0	8
Unlawful Carrying / Poss of a Weapon	7	1	0	0	0	0	0	8
Evading Arrest	7	1	0	0	0	0	0	8
Harassment	4	0	0	3	0	0	0	7
Criminal Trespass	5	0	0	2	0	0	0	7
Criminal Impersonation	2	1	0	1	0	0	0	4
Escape	3	0	0	0	0	0	0	3
Driving Under Influence (DUI)	1	0	0	0	0	0	1	2
Aggravated Criminal Trespass	1	0	0	0	0	0	0	1
Local Ordinances	0	0	0	1	0	0	0	1
Sale of Controlled Substances	0	0	0	0	0	0	0	0
Criminal Attempt	0	0	0	0	0	0	0	0
Failure to Appear	0	0	0	0	0	0	0	0
Gambling	0	0	0	0	0	0	0	0
Violation of Wildlife Regulations	0	0	0	0	0	0	0	0
Contempt of Court	0	0	0	0	0	0	0	0
<b>Totals</b>	<b>312</b>	<b>49</b>	<b>4</b>	<b>113</b>	<b>12</b>	<b>0</b>	<b>5</b>	<b>495</b>
<b><u>Status Offenses</u></b>								
Truancy	56	6	0	41	5	0	2	110
Possession of Tobacco Products	45	3	1	12	2	0	0	63
In-State Runaway	21	7	0	15	1	0	1	45
Unruly Behavior	7	4	0	8	2	0	0	21
Violation of Curfew	5	3	0	0	0	0	0	8
Violation of a Valid Court Order	0	1	0	5	0	0	0	6
Out-of-State Runaway	0	0	0	0	0	0	0	0
<b>Totals</b>	<b>134</b>	<b>24</b>	<b>1</b>	<b>81</b>	<b>10</b>	<b>0</b>	<b>3</b>	<b>253</b>
<b><u>Dependency/Neglect</u></b>								
Dependency / Neglect	331	33	4	366	28	4	0	766
Termination of Parental Rights	28	5	1	21	10	1	0	66
Sexually Abused Child	1	0	0	1	0	0	0	2
Physically Abused Child	0	0	0	0	0	0	0	0
<b>Totals</b>	<b>360</b>	<b>38</b>	<b>5</b>	<b>388</b>	<b>38</b>	<b>5</b>	<b>0</b>	<b>834</b>

**TENNESSEE COUNCIL OF JUVENILE AND FAMILY COURT JUDGES  
2008 HAMBLLEN COUNTY JUVENILE COURT STATISTICAL DATA**

**Referrals by Class and Type Of Offense by Race and Sex for CY 2008**

	White Male	African American Male	Other Race Male	White Female	African American Female	Other Race Female	Unknown Race or Sex	Total
<b><u>Other Violation Proceedings</u></b>								
Violation of Informal Adjustment	6	0	0	3	0	0	0	9
Violation of Pretrial Diversion	3	0	0	0	0	0	0	3
<b>Totals</b>	<b>9</b>	<b>0</b>	<b>0</b>	<b>3</b>	<b>0</b>	<b>0</b>	<b>0</b>	<b>12</b>
<b><u>Parentage</u></b>								
Custody	47	5	0	44	7	0	0	103
Visitation	2	2	0	4	1	0	0	9
Paternity / Legitimation	2	1	1	2	1	1	0	8
Child Support	0	0	0	0	0	0	0	0
<b>Totals</b>	<b>51</b>	<b>8</b>	<b>1</b>	<b>50</b>	<b>9</b>	<b>1</b>	<b>0</b>	<b>120</b>
<b><u>Special Proceedings</u></b>								
Judicial Review	121	24	6	93	19	3	0	266
Foster Care Review	61	24	0	58	16	1	0	160
Administrative Review	3	5	1	7	1	0	0	17
Request for Medical Treatment	0	0	0	0	0	0	0	0
Consent to Marry	0	0	0	0	0	0	0	0
<b>Totals</b>	<b>185</b>	<b>53</b>	<b>7</b>	<b>158</b>	<b>36</b>	<b>4</b>	<b>0</b>	<b>443</b>
<b><u>Other</u></b>								
Other	55	17	1	48	10	0	0	131
<b>Totals</b>	<b>55</b>	<b>17</b>	<b>1</b>	<b>48</b>	<b>10</b>	<b>0</b>	<b>0</b>	<b>131</b>
<b>All Referral Totals</b>	<b>1,261</b>	<b>210</b>	<b>26</b>	<b>911</b>	<b>122</b>	<b>10</b>	<b>9</b>	<b>2,549</b>

**TENNESSEE COUNCIL OF JUVENILE AND FAMILY COURT JUDGES  
2008 HAMBLLEN COUNTY JUVENILE COURT STATISTICAL DATA**

**Referral Reasons by Type of Offense, Race and Sex for CY 2008**

	White Male	African American Male	Other Race Male	White Female	African American Female	Other Race Female	Unknown Race or Sex	Total
<b>Delinquent</b>								
Violation of Probation	76	14	2	37	5	0	0	134
Disorderly Conduct	66	10	0	21	3	0	0	100
Theft of Property	45	6	3	40	3	0	1	98
Traffic	51	6	0	23	1	0	3	84
Assault	31	5	0	18	2	0	0	56
Vandalism	29	4	1	9	2	0	0	45
Possession of Controlled Substances	22	5	1	3	0	0	0	31
Possession/Consumption of Alcohol	19	2	1	6	0	0	1	29
Violation of Aftercare	14	2	0	6	2	0	0	24
Aggravated Burglary	9	5	3	0	0	0	0	17
Burglary	14	0	0	2	0	0	0	16
Filing a False Police Report	9	0	0	5	0	0	0	14
Aggravated Assault	11	1	0	1	0	0	0	13
Resist Stop/Frisk/Halt/Arrest/Search	2	5	0	4	1	0	0	12
Public Intoxication	9	1	0	0	0	0	0	10
Other Drug Offenses	7	0	0	1	0	0	0	8
Carrying Weapons on School Property	7	1	0	0	0	0	0	8
Unlawful Carrying / Poss of a Weapon	7	1	0	0	0	0	0	8
Evading Arrest	7	1	0	0	0	0	0	8
Harassment	4	0	0	3	0	0	0	7
Criminal Trespass	5	0	0	2	0	0	0	7
Reckless Endangerment	4	0	0	0	0	0	0	4
Unauthorized Use of a Vehicle	4	0	0	0	0	0	0	4
Criminal Impersonation	2	1	0	1	0	0	0	4
Rape	3	0	0	0	0	0	0	3
Other Sexual Offenses	3	0	0	0	0	0	0	3
Escape	3	0	0	0	0	0	0	3
Illegal Poss/Use of Credit/Debit Cards	2	0	0	0	0	0	0	2
Driving Under Influence (DUI)	1	0	0	0	0	0	1	2
Aggravated Criminal Trespass	1	0	0	0	0	0	0	1
Local Ordinances	0	0	0	1	0	0	0	1
Criminal Homicide	0	0	0	0	0	0	0	0
1st Degree Murder	0	0	0	0	0	0	0	0
2nd Degree Murder	0	0	0	0	0	0	0	0
Aggravated Rape	0	0	0	0	0	0	0	0
Rape of a Child	0	0	0	0	0	0	0	0
Aggravated Vehicular Homicide	0	0	0	0	0	0	0	0
Esp. Aggravated Robbery	0	0	0	0	0	0	0	0
Esp. Aggravated Kidnapping	0	0	0	0	0	0	0	0
Aggravated Robbery	0	0	0	0	0	0	0	0
Aggravated Kidnapping	0	0	0	0	0	0	0	0
Aggravated Child Abuse / Neglect	0	0	0	0	0	0	0	0
Aggravated Sexual Battery	0	0	0	0	0	0	0	0
Voluntary Manslaughter	0	0	0	0	0	0	0	0
Vehicular Homicide	0	0	0	0	0	0	0	0
Sexual Abuse of a Child	0	0	0	0	0	0	0	0
Robbery	0	0	0	0	0	0	0	0
Criminally Negligent Homicide	0	0	0	0	0	0	0	0
Attempted Crime Against a Person	0	0	0	0	0	0	0	0
Aggravated Arson	0	0	0	0	0	0	0	0
Arson	0	0	0	0	0	0	0	0
Forgery	0	0	0	0	0	0	0	0

**TENNESSEE COUNCIL OF JUVENILE AND FAMILY COURT JUDGES  
2008 HAMBLLEN COUNTY JUVENILE COURT STATISTICAL DATA**

**Referral Reasons by Type of Offense, Race and Sex for CY 2008**

	White Male	African American Male	Other Race Male	White Female	African American Female	Other Race Female	Unknown Race or Sex	Total
<b><u>Delinquent</u></b>								
Worthless Checks	0	0	0	0	0	0	0	0
Cruelty to Animals	0	0	0	0	0	0	0	0
Sale of Controlled Substances	0	0	0	0	0	0	0	0
Criminal Attempt	0	0	0	0	0	0	0	0
Failure to Appear	0	0	0	0	0	0	0	0
Gambling	0	0	0	0	0	0	0	0
Violation of Wildlife Regulations	0	0	0	0	0	0	0	0
Contempt of Court	0	0	0	0	0	0	0	0
<b>Totals</b>	467	70	11	183	19	0	6	756
<b><u>Status</u></b>								
Truancy	56	6	0	41	5	0	2	110
Possession of Tobacco Products	45	3	1	12	2	0	0	63
In-State Runaway	21	7	0	15	1	0	1	45
Unruly Behavior	7	4	0	8	2	0	0	21
Violation of Curfew	5	3	0	0	0	0	0	8
Violation of a Valid Court Order	0	1	0	5	0	0	0	6
Out-of-State Runaway	0	0	0	0	0	0	0	0
<b>Totals</b>	134	24	1	81	10	0	3	253
<b><u>Dependency and Neglect</u></b>								
Dependency / Neglect	331	33	4	366	28	4	0	766
Termination of Parental Rights	28	5	1	21	10	1	0	66
Sexually Abused Child	1	0	0	1	0	0	0	2
Physically Abused Child	0	0	0	0	0	0	0	0
<b>Totals</b>	360	38	5	388	38	5	0	834
<b><u>Other Violations</u></b>								
Violation of Informal Adjustment	6	0	0	3	0	0	0	9
Violation of Pretrial Diversion	3	0	0	0	0	0	0	3
<b>Totals</b>	9	0	0	3	0	0	0	12
<b><u>Special Proceedings</u></b>								
Judicial Review	121	24	6	93	19	3	0	266
Foster Care Review	61	24	0	58	16	1	0	160
Custody	47	5	0	44	7	0	0	103
Administrative Review	3	5	1	7	1	0	0	17
Visitation	2	2	0	4	1	0	0	9
Paternity / Legitimation	2	1	1	2	1	1	0	8
Child Support	0	0	0	0	0	0	0	0
Request for Medical Treatment	0	0	0	0	0	0	0	0
Consent to Marry	0	0	0	0	0	0	0	0
<b>Totals</b>	236	61	8	208	45	5	0	563
<b><u>Other</u></b>								
Other	55	17	1	48	10	0	0	131
<b>Totals</b>	55	17	1	48	10	0	0	131
<b>All Referral Totals</b>	1,261	210	26	911	122	10	9	2,549

**TENNESSEE COUNCIL OF JUVENILE AND FAMILY COURT JUDGES  
2008 HAMBLLEN COUNTY JUVENILE COURT STATISTICAL DATA**

**Top 4 Referral Reasons by Race and Sex for CY 2008**

<b>Sex</b>	<b>Race</b>	<b>Referral Reason</b>	<b>Total</b>
<b>Male</b>			
	White	1. Dependency / Neglect	<b>331</b>
		2. Judicial Review	<b>121</b>
		3. Violation of Probation	<b>76</b>
		4. Disorderly Conduct	<b>66</b>
	African American	1. Dependency / Neglect	<b>33</b>
		2. Judicial Review	<b>24</b>
		3. Foster Care Review	<b>24</b>
		4. Other	<b>17</b>
	Other Race	1. Judicial Review	<b>6</b>
		2. Dependency / Neglect	<b>4</b>
		3. Aggravated Burglary	<b>3</b>
		4. Theft of Property	<b>3</b>
<b>Female</b>			
	White	1. Dependency / Neglect	<b>366</b>
		2. Judicial Review	<b>93</b>
		3. Foster Care Review	<b>58</b>
		4. Other	<b>48</b>
	African American	1. Dependency / Neglect	<b>28</b>
		2. Judicial Review	<b>19</b>
		3. Foster Care Review	<b>16</b>
		4. Termination of Parental Rights	<b>10</b>
	Other Race	1. Dependency / Neglect	<b>4</b>
		2. Judicial Review	<b>3</b>
		3. Paternity / Legitimation	<b>1</b>
		4. Foster Care Review	<b>1</b>
<b>Unknown</b>			
	Unknown	1. Traffic	<b>3</b>
		2. Truancy	<b>2</b>
		3. Driving Under Influence (DUI)	<b>1</b>
		4. In-State Runaway	<b>1</b>



**TENNESSEE COUNCIL OF JUVENILE AND FAMILY COURT JUDGES  
2008 HAMBLLEN COUNTY JUVENILE COURT STATISTICAL DATA**

**Top 4 Referral Reasons by Race and Sex and by Type of Offense for CY 2008**

<b>Sex</b>	<b>Race</b>	<b>Referral Type</b>	<b>Referral Reason</b>	<b>Total</b>
Male	White	Delinquent	1. Violation of Probation	76
			2. Disorderly Conduct	66
			3. Traffic	51
			4. Theft of Property	45
		Status	1. Truancy	56
			2. Possession of Tobacco Products	45
			3. In-State Runaway	21
			4. Unruly Behavior	7
		Dependency and Neglect	1. Dependency / Neglect	331
			2. Termination of Parental Rights	28
			3. Sexually Abused Child	1
			4. Violation of Curfew	3
		Other Violations	1. Violation of Informal Adjustment	6
			2. Violation of Pretrial Diversion	3
		Special Proceedings	1. Judicial Review	121
			2. Foster Care Review	61
			3. Custody	47
			4. Administrative Review	3
		Other	1. Other	55
			<hr/>	
Male	African American	Delinquent	1. Violation of Probation	14
			2. Disorderly Conduct	10
			3. Theft of Property	6
			4. Traffic	6
		Status	1. In-State Runaway	7
			2. Truancy	6
			3. Unruly Behavior	4
			4. Violation of Curfew	3
		Dependency and Neglect	1. Dependency / Neglect	33
			2. Termination of Parental Rights	5
		Special Proceedings	1. Foster Care Review	24
			2. Judicial Review	24
			3. Administrative Review	5
			4. Custody	5
		Other	1. Other	17
			<hr/>	
Male	Other Race	Delinquent	1. Theft of Property	3
			2. Aggravated Burglary	3
			3. Violation of Probation	2
			4. Possession of Controlled Substances	1
		Status	1. Possession of Tobacco Products	1
			2. Termination of Parental Rights	1
		Dependency and Neglect	1. Dependency / Neglect	4
			2. Termination of Parental Rights	1
		Special Proceedings	1. Judicial Review	6
			2. Administrative Review	1
			3. Paternity / Legitimation	1
		Other	1. Other	1

**TENNESSEE COUNCIL OF JUVENILE AND FAMILY COURT JUDGES  
2008 HAMBLLEN COUNTY JUVENILE COURT STATISTICAL DATA**

**Top 4 Referral Reasons by Race and Sex and by Type of Offense for CY 2008**

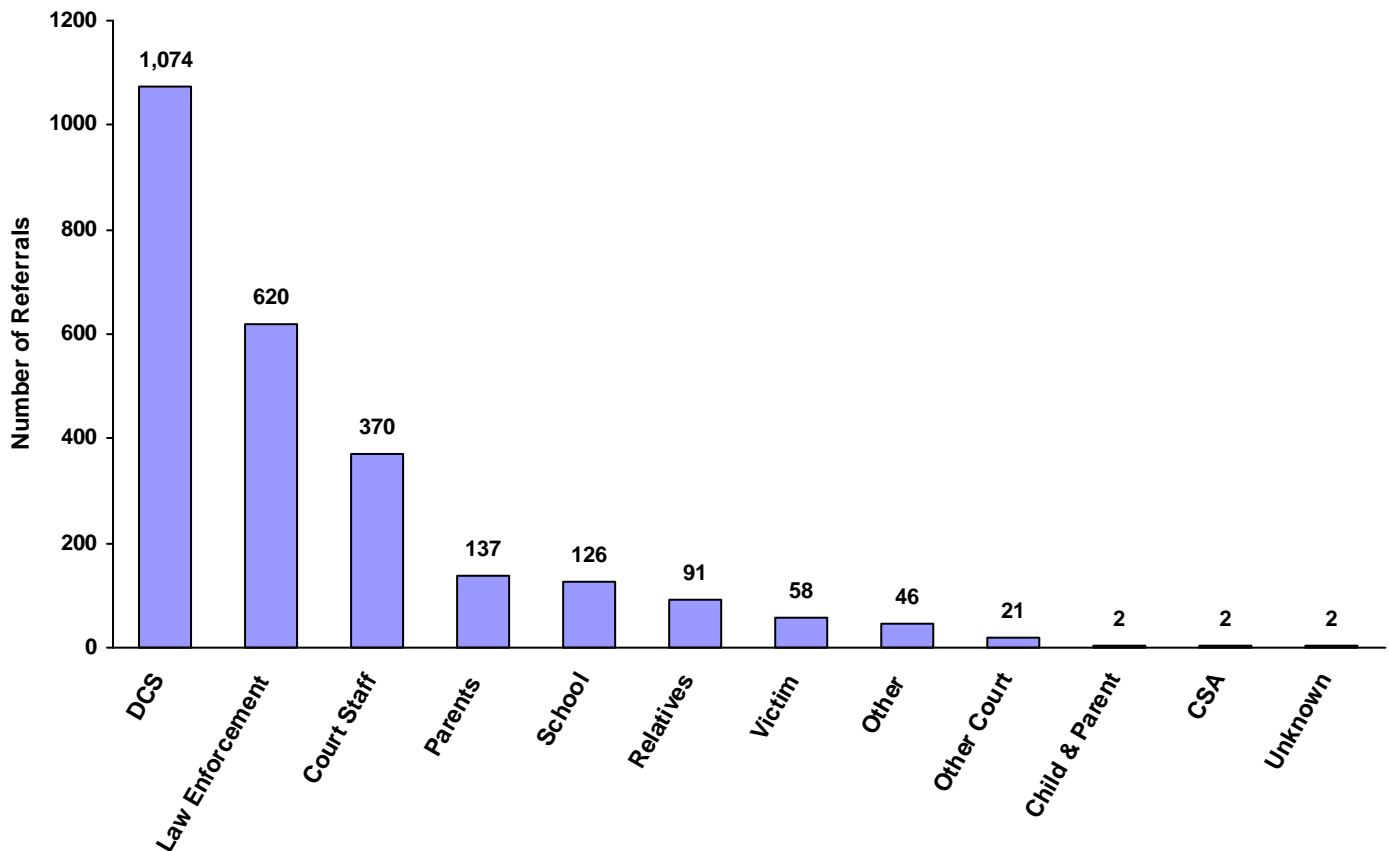
<b>Sex</b>	<b>Race</b>	<b>Referral Type</b>	<b>Referral Reason</b>	<b>Total</b>
Female	White	Delinquent	1. Theft of Property	<b>40</b>
			2. Violation of Probation	<b>37</b>
			3. Traffic	<b>23</b>
			4. Disorderly Conduct	<b>21</b>
		Status	1. Truancy	<b>41</b>
			2. In-State Runaway	<b>15</b>
			3. Possession of Tobacco Products	<b>12</b>
			4. Unruly Behavior	<b>8</b>
		Dependency and Neglect	1. Dependency / Neglect	<b>366</b>
			2. Termination of Parental Rights	<b>21</b>
			3. Sexually Abused Child	<b>1</b>
			4. Unruly Behavior	<b>1</b>
		Other Violations	1. Violation of Informal Adjustment	<b>3</b>
		Special Proceedings	1. Judicial Review	<b>93</b>
			2. Foster Care Review	<b>58</b>
			3. Custody	<b>44</b>
4. Administrative Review	<b>7</b>			
Other	1. Other	<b>48</b>		
Female	African American	Delinquent	1. Violation of Probation	<b>5</b>
			2. Disorderly Conduct	<b>3</b>
			3. Theft of Property	<b>3</b>
			4. Vandalism	<b>2</b>
		Status	1. Truancy	<b>5</b>
			2. Unruly Behavior	<b>2</b>
			3. Possession of Tobacco Products	<b>2</b>
			4. In-State Runaway	<b>1</b>
		Dependency and Neglect	1. Dependency / Neglect	<b>28</b>
			2. Termination of Parental Rights	<b>10</b>
			3. Sexually Abused Child	<b>1</b>
			4. Unruly Behavior	<b>1</b>
		Special Proceedings	1. Judicial Review	<b>19</b>
			2. Foster Care Review	<b>16</b>
			3. Custody	<b>7</b>
			4. Administrative Review	<b>1</b>
Other	1. Other	<b>10</b>		
Female	Other Race	Dependency and Neglect	1. Dependency / Neglect	<b>4</b>
			2. Termination of Parental Rights	<b>1</b>
		Special Proceedings	1. Judicial Review	<b>3</b>
			2. Paternity / Legitimation	<b>1</b>
			3. Foster Care Review	<b>1</b>
			4. Unruly Behavior	<b>1</b>
Unknown	Unknown	Delinquent	1. Traffic	<b>3</b>
			2. Driving Under Influence (DUI)	<b>1</b>
			3. Possession/Consumption of Alcohol	<b>1</b>
			4. Theft of Property	<b>1</b>
		Status	1. Truancy	<b>2</b>
			2. In-State Runaway	<b>1</b>
			3. Possession of Tobacco Products	<b>1</b>
			4. Unruly Behavior	<b>1</b>

**TENNESSEE COUNCIL OF JUVENILE AND FAMILY COURT JUDGES  
2008 HAMBLEN COUNTY JUVENILE COURT STATISTICAL DATA**

**Source of Referrals by Race and Sex for CY 2008**

	White Male	African American Male	Other Race Male	White Female	African American Female	Other Race Female	Unknown Race or Sex	Total	% of Total Referrals
Law Enforcement	404	61	9	126	15	0	5	620	24.32%
Parents	56	14	1	58	6	1	1	137	5.37%
Relatives	38	6	0	38	9	0	0	91	3.57%
Self	0	0	0	0	0	0	0	0	0.00%
School	65	6	1	47	5	0	2	126	4.94%
CSA	1	0	0	1	0	0	0	2	0.08%
DCS	468	81	7	457	56	5	0	1,074	42.13%
Other State Department	0	0	0	0	0	0	0	0	0.00%
District Attorney's Office	0	0	0	0	0	0	0	0	0.00%
Court Staff	175	31	5	131	25	3	0	370	14.52%
Social Agency	0	0	0	0	0	0	0	0	0.00%
Other Court	13	3	0	5	0	0	0	21	0.82%
Victim	22	3	0	31	1	0	1	58	2.28%
Child & Parent	2	0	0	0	0	0	0	2	0.08%
Hospital	0	0	0	0	0	0	0	0	0.00%
Unknown	0	0	0	2	0	0	0	2	0.08%
Other	17	5	3	15	5	1	0	46	1.80%
<b>Totals</b>	<b>1,261</b>	<b>210</b>	<b>26</b>	<b>911</b>	<b>122</b>	<b>10</b>	<b>9</b>	<b>2,549</b>	

**Total Source of Referrals**



**TENNESSEE COUNCIL OF JUVENILE AND FAMILY COURT JUDGES  
2008 HAMBLEN COUNTY JUVENILE COURT STATISTICAL DATA**

**Six Most Frequent Referral Reasons by Source, Race and Sex for CY 2008**

	White Male	African American Male	Other Race Male	White Female	African American Female	Other Race Female	Unknown Race or Sex	Total
<b><u>Law Enforcement</u></b>								
1. Disorderly Conduct	64	8	0	21	3	0	0	96
2. Traffic	50	6	0	23	1	0	3	83
3. Theft of Property	30	6	3	10	2	0	0	51
4. Assault	28	5	0	13	2	0	0	48
5. Possession of Tobacco Products	33	3	0	10	2	0	0	48
6. Vandalism	26	3	1	8	0	0	0	38
<b><u>Parents</u></b>								
1. Custody	17	2	0	17	1	0	0	37
2. Other	10	4	0	10	3	0	0	27
3. In-State Runaway	10	2	0	6	0	0	1	19
4. Dependency / Neglect	9	0	0	3	0	0	0	12
5. Administrative Review	2	2	0	5	0	0	0	9
6. Paternity / Legitimation	2	1	1	2	1	1	0	8
<b><u>Relatives</u></b>								
1. Custody	29	3	0	24	6	0	0	62
2. Dependency / Neglect	8	0	0	8	0	0	0	16
3. Other	1	1	0	4	0	0	0	6
4. In-State Runaway	0	1	0	1	1	0	0	3
5. Termination of Parental Rights	0	0	0	0	2	0	0	2
6. Unruly Behavior	0	1	0	0	0	0	0	1
<b><u>Self</u></b>								
1. NO REFERRAL SUBMITTED	0	0	0	0	0	0	0	0
<b><u>School</u></b>								
1. Truancy	50	6	0	39	5	0	2	102
2. Possession of Tobacco Products	10	0	1	2	0	0	0	13
3. Other	5	0	0	6	0	0	0	11
4. NO REFERRAL SUBMITTED	0	0	0	0	0	0	0	0
<b><u>Community Service Agencies</u></b>								
1. Custody	0	0	0	1	0	0	0	1
2. In-State Runaway	1	0	0	0	0	0	0	1
3. NO REFERRAL SUBMITTED	0	0	0	0	0	0	0	0
<b><u>Department of Children's Services</u></b>								
1. Dependency / Neglect	309	33	4	345	28	4	0	723
2. Foster Care Review	60	23	0	53	16	0	0	152
3. Violation of Probation	43	11	2	15	1	0	0	72
4. Termination of Parental Rights	28	5	1	21	8	1	0	64
5. Violation of Aftercare	14	2	0	6	2	0	0	24
6. In-State Runaway	7	4	0	6	0	0	0	17
<b><u>Other State Department</u></b>								
1. NO REFERRAL SUBMITTED	0	0	0	0	0	0	0	0

**TENNESSEE COUNCIL OF JUVENILE AND FAMILY COURT JUDGES  
2008 HAMBLEN COUNTY JUVENILE COURT STATISTICAL DATA**

**Six Most Frequent Referral Reasons by Source, Race and Sex for CY 2008**

	White Male	African American Male	Other Race Male	White Female	African American Female	Other Race Female	Unknown Race or Sex	Total
<b><u>District Attorney's Office</u></b>								
1. NO REFERRAL SUBMITTED	0	0	0	0	0	0	0	0
<b><u>Court Staff</u></b>								
1. Judicial Review	117	22	5	89	19	3	0	255
2. Violation of Probation	29	3	0	20	4	0	0	56
3. Other	13	5	0	9	0	0	0	27
4. Dependency / Neglect	2	0	0	7	0	0	0	9
5. Violation of Informal Adjustment	6	0	0	3	0	0	0	9
6. Violation of a Valid Court Order	0	1	0	3	0	0	0	4
<b><u>Social Agency</u></b>								
1. NO REFERRAL SUBMITTED	0	0	0	0	0	0	0	0
<b><u>Other Court</u></b>								
1. Disorderly Conduct	2	2	0	0	0	0	0	4
2. Theft of Property	0	0	0	3	0	0	0	3
3. Vandalism	2	1	0	0	0	0	0	3
4. Possession of Tobacco Products	2	0	0	0	0	0	0	2
5. Truancy	0	0	0	2	0	0	0	2
6. Aggravated Assault	1	0	0	0	0	0	0	1
<b><u>Victim</u></b>								
1. Theft of Property	14	0	0	27	1	0	1	43
2. Other	6	3	0	3	0	0	0	12
3. Vandalism	1	0	0	1	0	0	0	2
4. Assault	1	0	0	0	0	0	0	1
5. NO REFERRAL SUBMITTED	0	0	0	0	0	0	0	0
<b><u>Child &amp; Parent</u></b>								
1. Other	2	0	0	0	0	0	0	2
2. NO REFERRAL SUBMITTED	0	0	0	0	0	0	0	0
<b><u>Hospital</u></b>								
1. NO REFERRAL SUBMITTED	0	0	0	0	0	0	0	0
<b><u>Unknown</u></b>								
1. Dependency / Neglect	0	0	0	2	0	0	0	2
2. NO REFERRAL SUBMITTED	0	0	0	0	0	0	0	0
<b><u>Other</u></b>								
1. Other	6	1	1	6	4	0	0	18
2. Administrative Review	1	3	1	2	1	0	0	8
3. Judicial Review	2	1	1	2	0	0	0	6
4. Dependency / Neglect	3	0	0	1	0	0	0	4
5. Violation of Probation	2	0	0	2	0	0	0	4
6. Custody	1	0	0	2	0	0	0	3

**TENNESSEE COUNCIL OF JUVENILE AND FAMILY COURT JUDGES  
2008 HAMBLLEN COUNTY JUVENILE COURT STATISTICAL DATA**

**Source of Referrals by Type of Offense, Race and Sex for CY 2008**

	White Male	African American Male	Other Race Male	White Female	African American Female	Other Race Female	Unknown Race or Sex	Total
<b><u>Delinquent</u></b>								
Law Enforcement	346	51	9	104	9	0	5	524
DCS	58	13	2	21	3	0	0	97
Court Staff	32	3	0	20	6	0	0	61
Victim	16	0	0	28	1	0	1	46
Other Court	10	3	0	3	0	0	0	16
Other	4	0	0	2	0	0	0	6
Parents	1	0	0	5	0	0	0	6
Child & Parent	0	0	0	0	0	0	0	0
CSA	0	0	0	0	0	0	0	0
District Attorney's Office	0	0	0	0	0	0	0	0
Hospital	0	0	0	0	0	0	0	0
Other State Department	0	0	0	0	0	0	0	0
Relatives	0	0	0	0	0	0	0	0
School	0	0	0	0	0	0	0	0
Self	0	0	0	0	0	0	0	0
Social Agency	0	0	0	0	0	0	0	0
Unknown	0	0	0	0	0	0	0	0
<b>Totals</b>	<b>467</b>	<b>70</b>	<b>11</b>	<b>183</b>	<b>19</b>	<b>0</b>	<b>6</b>	<b>756</b>

<b><u>Status/Unruly</u></b>								
School	60	6	1	41	5	0	2	115
Law Enforcement	49	9	0	18	4	0	0	80
Parents	12	2	0	8	0	0	1	23
DCS	9	4	0	8	0	0	0	21
Court Staff	1	1	0	3	0	0	0	5
Other Court	2	0	0	2	0	0	0	4
Relatives	0	2	0	1	1	0	0	4
CSA	1	0	0	0	0	0	0	1
Child & Parent	0	0	0	0	0	0	0	0
District Attorney's Office	0	0	0	0	0	0	0	0
Hospital	0	0	0	0	0	0	0	0
Other	0	0	0	0	0	0	0	0
Other State Department	0	0	0	0	0	0	0	0
Self	0	0	0	0	0	0	0	0
Social Agency	0	0	0	0	0	0	0	0
Unknown	0	0	0	0	0	0	0	0
Victim	0	0	0	0	0	0	0	0
<b>Totals</b>	<b>134</b>	<b>24</b>	<b>1</b>	<b>81</b>	<b>10</b>	<b>0</b>	<b>3</b>	<b>253</b>

**TENNESSEE COUNCIL OF JUVENILE AND FAMILY COURT JUDGES  
2008 HAMBLLEN COUNTY JUVENILE COURT STATISTICAL DATA**

**Source of Referrals by Type of Offense, Race and Sex for CY 2008**

	White Male	African American Male	Other Race Male	White Female	African American Female	Other Race Female	Unknown Race or Sex	Total
<b><u>Dependency and Neglect</u></b>								
DCS	338	38	5	367	36	5	0	789
Relatives	8	0	0	8	2	0	0	18
Parents	9	0	0	3	0	0	0	12
Court Staff	2	0	0	7	0	0	0	9
Other	3	0	0	1	0	0	0	4
Unknown	0	0	0	2	0	0	0	2
Child & Parent	0	0	0	0	0	0	0	0
CSA	0	0	0	0	0	0	0	0
District Attorney's Office	0	0	0	0	0	0	0	0
Hospital	0	0	0	0	0	0	0	0
Law Enforcement	0	0	0	0	0	0	0	0
Other Court	0	0	0	0	0	0	0	0
Other State Department	0	0	0	0	0	0	0	0
School	0	0	0	0	0	0	0	0
Self	0	0	0	0	0	0	0	0
Social Agency	0	0	0	0	0	0	0	0
Victim	0	0	0	0	0	0	0	0
<b>Totals</b>	<b>360</b>	<b>38</b>	<b>5</b>	<b>388</b>	<b>38</b>	<b>5</b>	<b>0</b>	<b>834</b>

<b><u>Other Violations</u></b>								
Court Staff	9	0	0	3	0	0	0	12
Child & Parent	0	0	0	0	0	0	0	0
CSA	0	0	0	0	0	0	0	0
DCS	0	0	0	0	0	0	0	0
District Attorney's Office	0	0	0	0	0	0	0	0
Hospital	0	0	0	0	0	0	0	0
Law Enforcement	0	0	0	0	0	0	0	0
Other	0	0	0	0	0	0	0	0
Other Court	0	0	0	0	0	0	0	0
Other State Department	0	0	0	0	0	0	0	0
Parents	0	0	0	0	0	0	0	0
Relatives	0	0	0	0	0	0	0	0
School	0	0	0	0	0	0	0	0
Self	0	0	0	0	0	0	0	0
Social Agency	0	0	0	0	0	0	0	0
Unknown	0	0	0	0	0	0	0	0
Victim	0	0	0	0	0	0	0	0
<b>Totals</b>	<b>9</b>	<b>0</b>	<b>0</b>	<b>3</b>	<b>0</b>	<b>0</b>	<b>0</b>	<b>12</b>

**TENNESSEE COUNCIL OF JUVENILE AND FAMILY COURT JUDGES  
2008 HAMBLEN COUNTY JUVENILE COURT STATISTICAL DATA**

**Source of Referrals by Type of Offense, Race and Sex for CY 2008**

	White Male	African American Male	Other Race Male	White Female	African American Female	Other Race Female	Unknown Race or Sex	Total
<b><u>Special Proceedings</u></b>								
Court Staff	118	22	5	89	19	3	0	256
DCS	61	24	0	55	16	0	0	156
Parents	24	8	1	32	3	1	0	69
Relatives	29	3	0	25	6	0	0	63
Other	4	4	2	6	1	1	0	18
CSA	0	0	0	1	0	0	0	1
Child & Parent	0	0	0	0	0	0	0	0
District Attorney's Office	0	0	0	0	0	0	0	0
Hospital	0	0	0	0	0	0	0	0
Law Enforcement	0	0	0	0	0	0	0	0
Other Court	0	0	0	0	0	0	0	0
Other State Department	0	0	0	0	0	0	0	0
School	0	0	0	0	0	0	0	0
Self	0	0	0	0	0	0	0	0
Social Agency	0	0	0	0	0	0	0	0
Unknown	0	0	0	0	0	0	0	0
Victim	0	0	0	0	0	0	0	0
<b>Totals</b>	<b>236</b>	<b>61</b>	<b>8</b>	<b>208</b>	<b>45</b>	<b>5</b>	<b>0</b>	<b>563</b>
<b><u>Other</u></b>								
Court Staff	13	5	0	9	0	0	0	27
Parents	10	4	0	10	3	0	0	27
Other	6	1	1	6	4	0	0	18
Law Enforcement	9	1	0	4	2	0	0	16
Victim	6	3	0	3	0	0	0	12
DCS	2	2	0	6	1	0	0	11
School	5	0	0	6	0	0	0	11
Relatives	1	1	0	4	0	0	0	6
Child & Parent	2	0	0	0	0	0	0	2
Other Court	1	0	0	0	0	0	0	1
CSA	0	0	0	0	0	0	0	0
District Attorney's Office	0	0	0	0	0	0	0	0
Hospital	0	0	0	0	0	0	0	0
Other State Department	0	0	0	0	0	0	0	0
Self	0	0	0	0	0	0	0	0
Social Agency	0	0	0	0	0	0	0	0
Unknown	0	0	0	0	0	0	0	0
<b>Totals</b>	<b>55</b>	<b>17</b>	<b>1</b>	<b>48</b>	<b>10</b>	<b>0</b>	<b>0</b>	<b>131</b>
<b>All Referral Source Totals</b>	<b>1,261</b>	<b>210</b>	<b>26</b>	<b>911</b>	<b>122</b>	<b>10</b>	<b>9</b>	<b>2,549</b>

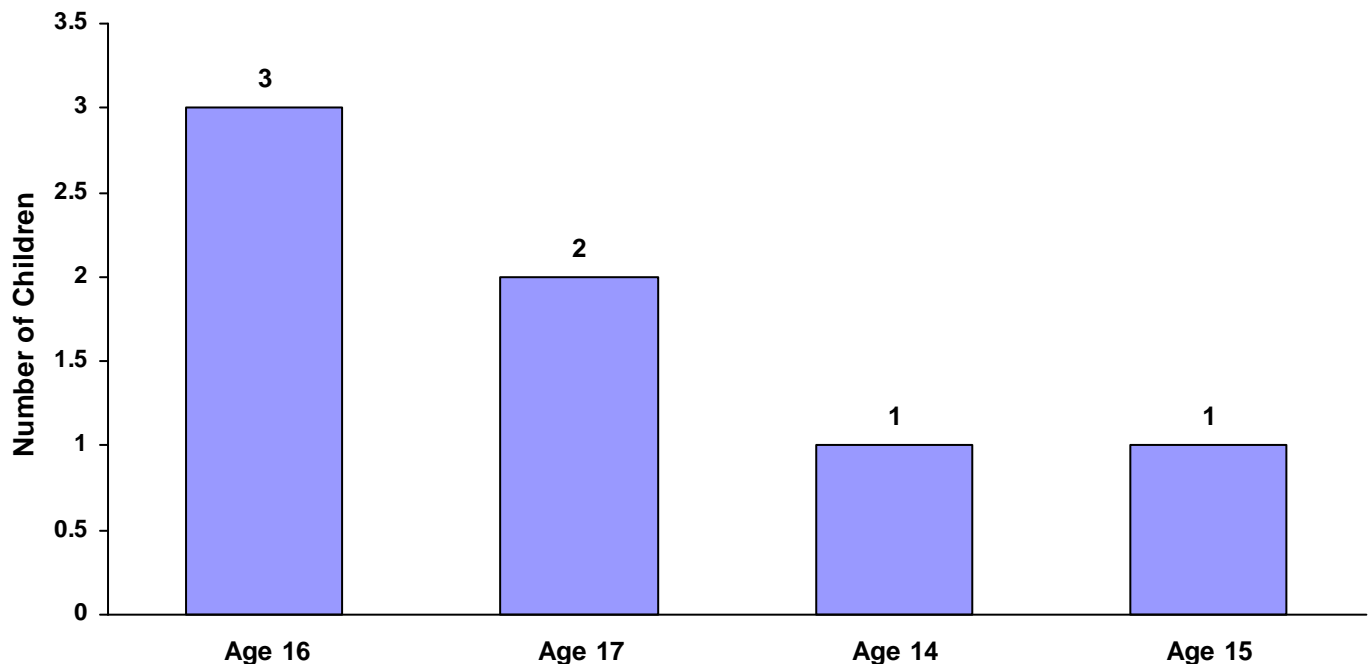


**TENNESSEE COUNCIL OF JUVENILE AND FAMILY COURT JUDGES  
2008 HAMBLEN COUNTY JUVENILE COURT STATISTICAL DATA**

**Children Referred for Unlawful Carrying/Possession of a Weapon for CY 2008  
Total Children = 1,026**

	White Male	African American Male	Other Race Male	White Female	African American Female	Other Race Female	Unknown Race or Sex	Total	% of All Children Referred
Age Under 1	0	0	0	0	0	0	0	0	0.00%
Age 1	0	0	0	0	0	0	0	0	0.00%
Age 2	0	0	0	0	0	0	0	0	0.00%
Age 3	0	0	0	0	0	0	0	0	0.00%
Age 4	0	0	0	0	0	0	0	0	0.00%
Age 5	0	0	0	0	0	0	0	0	0.00%
Age 6	0	0	0	0	0	0	0	0	0.00%
Age 7	0	0	0	0	0	0	0	0	0.00%
Age 8	0	0	0	0	0	0	0	0	0.00%
Age 9	0	0	0	0	0	0	0	0	0.00%
Age 10	0	0	0	0	0	0	0	0	0.00%
Age 11	0	0	0	0	0	0	0	0	0.00%
Age 12	0	0	0	0	0	0	0	0	0.00%
Age 13	0	0	0	0	0	0	0	0	0.00%
Age 14	1	0	0	0	0	0	0	1	0.10%
Age 15	1	0	0	0	0	0	0	1	0.10%
Age 16	3	0	0	0	0	0	0	3	0.29%
Age 17	1	1	0	0	0	0	0	2	0.19%
Age 18	0	0	0	0	0	0	0	0	0.00%
Age 19 and Over	0	0	0	0	0	0	0	0	0.00%
<b>Totals</b>	<b>6</b>	<b>1</b>	<b>0</b>	<b>0</b>	<b>0</b>	<b>0</b>	<b>0</b>	<b>7</b>	

**Total Children Referred for Unlawfully Carrying/Possessing Weapons**



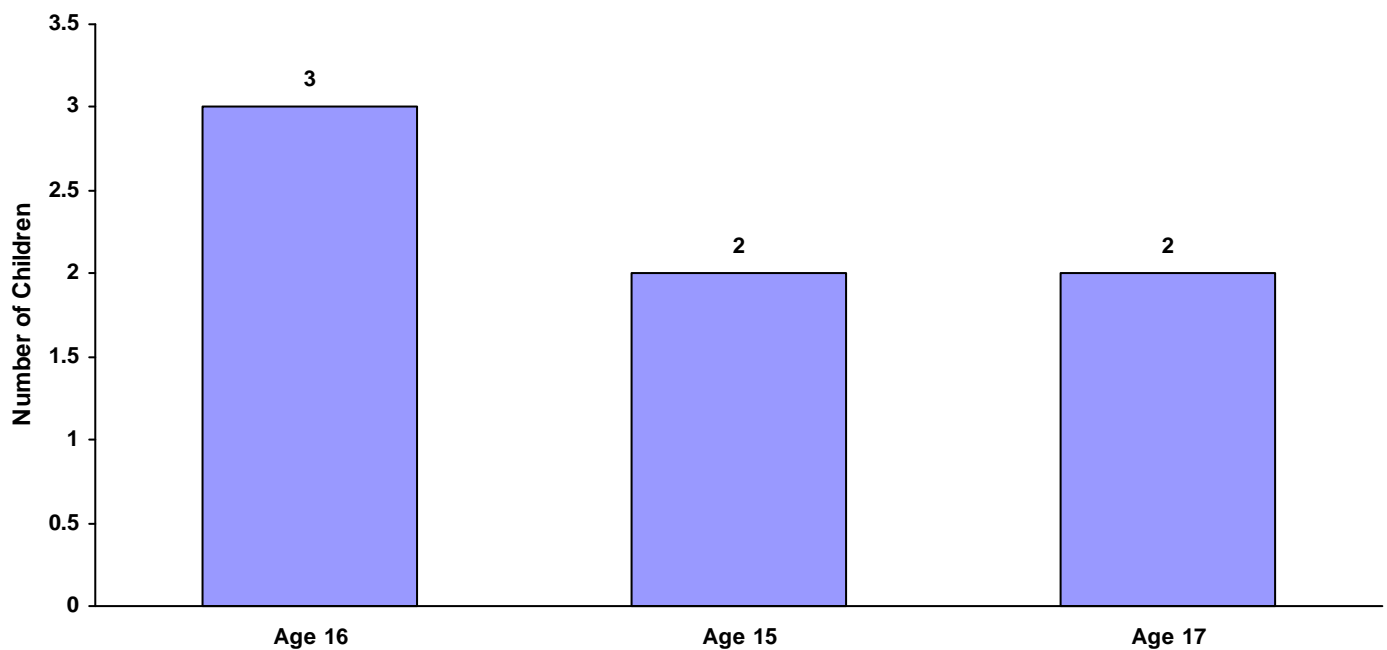
**TENNESSEE COUNCIL OF JUVENILE AND FAMILY COURT JUDGES  
2008 HAMBLEN COUNTY JUVENILE COURT STATISTICAL DATA**

**Children Referred for Carrying Weapons on School Property for CY 2008**

**Total Children = 1,026**

	White Male	African American Male	Other Race Male	White Female	African American Female	Other Race Female	Unknown Race or Sex	Total	% of Children Referred
Age Under 1	0	0	0	0	0	0	0	0	0.00%
Age 1	0	0	0	0	0	0	0	0	0.00%
Age 2	0	0	0	0	0	0	0	0	0.00%
Age 3	0	0	0	0	0	0	0	0	0.00%
Age 4	0	0	0	0	0	0	0	0	0.00%
Age 5	0	0	0	0	0	0	0	0	0.00%
Age 6	0	0	0	0	0	0	0	0	0.00%
Age 7	0	0	0	0	0	0	0	0	0.00%
Age 8	0	0	0	0	0	0	0	0	0.00%
Age 9	0	0	0	0	0	0	0	0	0.00%
Age 10	0	0	0	0	0	0	0	0	0.00%
Age 11	0	0	0	0	0	0	0	0	0.00%
Age 12	0	0	0	0	0	0	0	0	0.00%
Age 13	0	0	0	0	0	0	0	0	0.00%
Age 14	0	0	0	0	0	0	0	0	0.00%
Age 15	2	0	0	0	0	0	0	2	0.19%
Age 16	2	1	0	0	0	0	0	3	0.29%
Age 17	2	0	0	0	0	0	0	2	0.19%
Age 18	0	0	0	0	0	0	0	0	0.00%
Age 19 and Over	0	0	0	0	0	0	0	0	0.00%
<b>Totals</b>	<b>6</b>	<b>1</b>	<b>0</b>	<b>0</b>	<b>0</b>	<b>0</b>	<b>0</b>	<b>7</b>	

**Total Children Referred for Carrying Weapons on School Property**

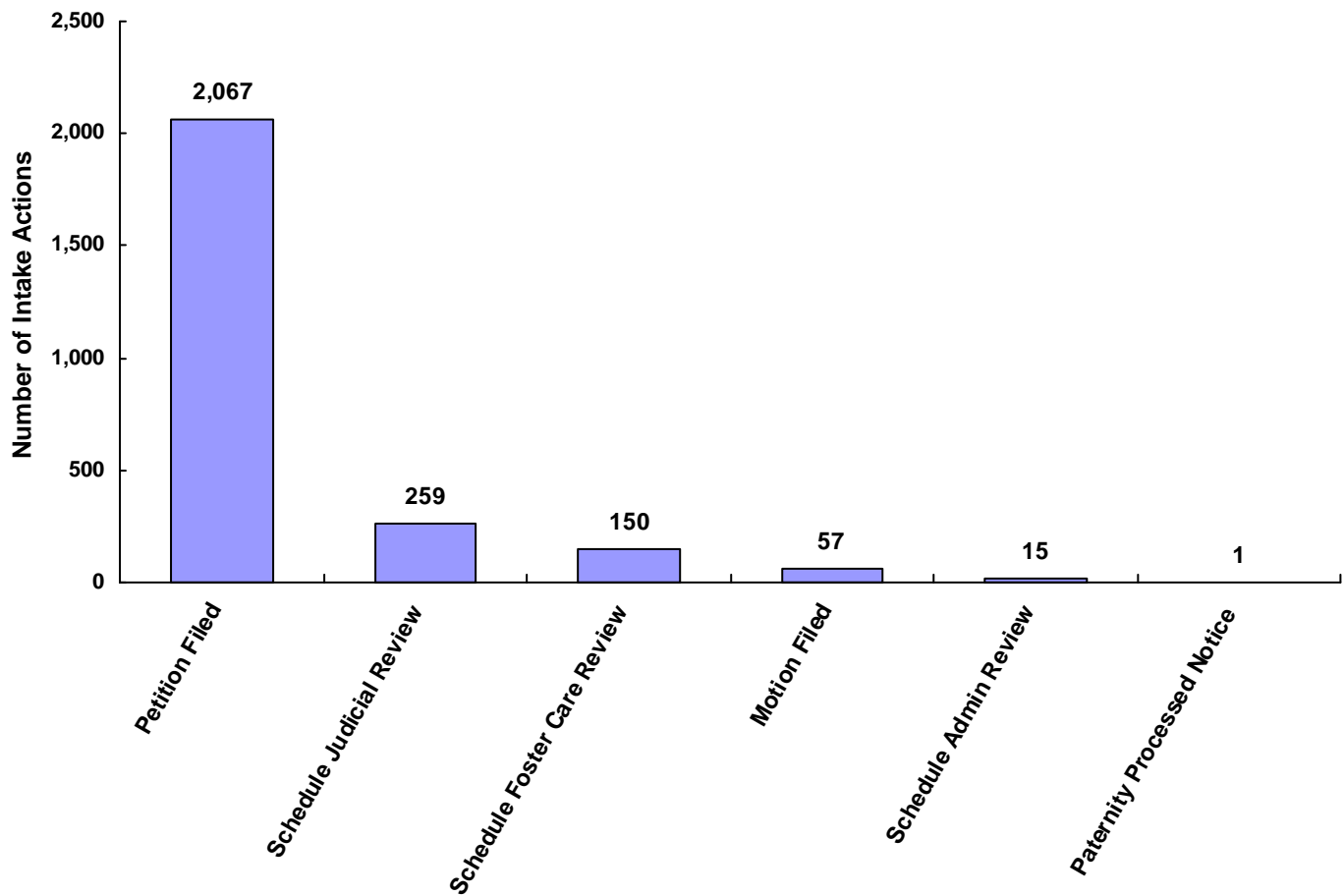


**TENNESSEE COUNCIL OF JUVENILE AND FAMILY COURT JUDGES  
2008 HAMBLLEN COUNTY JUVENILE COURT STATISTICAL DATA**

**Intake Actions at Referral by Race and Sex for CY 2008**

	White Male	African American Male	Other Race Male	White Female	African American Female	Other Race Female	Unknown Race or Sex	Total	% of Total Referrals
Petition Filed	1,064	149	18	739	82	6	9	2,067	81.09%
Motion Filed	16	9	2	21	9	0	0	57	2.24%
Citation Processed	0	0	0	0	0	0	0	0	0.00%
Paternity Processed Notice	1	0	0	0	0	0	0	1	0.04%
Schedule Judicial Review	123	22	6	89	17	2	0	259	10.16%
Schedule Admin Review	2	5	0	7	1	0	0	15	0.59%
Schedule Foster Care Review	55	25	0	55	13	2	0	150	5.88%
Unknown	0	0	0	0	0	0	0	0	0.00%
Does Not Apply	0	0	0	0	0	0	0	0	0.00%
Other	0	0	0	0	0	0	0	0	0.00%
<b>Totals</b>	<b>1,261</b>	<b>210</b>	<b>26</b>	<b>911</b>	<b>122</b>	<b>10</b>	<b>9</b>	<b>2,549</b>	

**Total Intake Actions at Referral**



**TENNESSEE COUNCIL OF JUVENILE AND FAMILY COURT JUDGES  
2008 HAMBLLEN COUNTY JUVENILE COURT STATISTICAL DATA**

**Intake Actions of Referrals by Class of Offense, Race and Sex for CY 2008**

	White Male	African American Male	Other Race Male	White Female	African American Female	Other Race Female	Unknown Race or Sex	Total
<b><u>Offenses Against Persons</u></b>								
Petition Filed	52	6	0	19	2	0	0	79
Motion Filed	0	0	0	0	0	0	0	0
Citation Processed	0	0	0	0	0	0	0	0
Notification of Paternity Processed	0	0	0	0	0	0	0	0
Scheduling of Judicial Review	0	0	0	0	0	0	0	0
Scheduling of Administrative Review	0	0	0	0	0	0	0	0
Scheduling of Foster Care Review	0	0	0	0	0	0	0	0
Unknown	0	0	0	0	0	0	0	0
Does Not Apply	0	0	0	0	0	0	0	0
Other	0	0	0	0	0	0	0	0
<b>Totals</b>	<b>52</b>	<b>6</b>	<b>0</b>	<b>19</b>	<b>2</b>	<b>0</b>	<b>0</b>	<b>79</b>

<b><u>Offenses Against Property</u></b>								
Petition Filed	103	15	7	51	5	0	1	182
Motion Filed	0	0	0	0	0	0	0	0
Citation Processed	0	0	0	0	0	0	0	0
Notification of Paternity Processed	0	0	0	0	0	0	0	0
Scheduling of Judicial Review	0	0	0	0	0	0	0	0
Scheduling of Administrative Review	0	0	0	0	0	0	0	0
Scheduling of Foster Care Review	0	0	0	0	0	0	0	0
Unknown	0	0	0	0	0	0	0	0
Does Not Apply	0	0	0	0	0	0	0	0
Other	0	0	0	0	0	0	0	0
<b>Totals</b>	<b>103</b>	<b>15</b>	<b>7</b>	<b>51</b>	<b>5</b>	<b>0</b>	<b>1</b>	<b>182</b>

<b><u>Illegal Conduct</u></b>								
Petition Filed	312	49	4	113	12	0	5	495
Motion Filed	0	0	0	0	0	0	0	0
Citation Processed	0	0	0	0	0	0	0	0
Notification of Paternity Processed	0	0	0	0	0	0	0	0
Scheduling of Judicial Review	0	0	0	0	0	0	0	0
Scheduling of Administrative Review	0	0	0	0	0	0	0	0
Scheduling of Foster Care Review	0	0	0	0	0	0	0	0
Unknown	0	0	0	0	0	0	0	0
Does Not Apply	0	0	0	0	0	0	0	0
Other	0	0	0	0	0	0	0	0
<b>Totals</b>	<b>312</b>	<b>49</b>	<b>4</b>	<b>113</b>	<b>12</b>	<b>0</b>	<b>5</b>	<b>495</b>

**TENNESSEE COUNCIL OF JUVENILE AND FAMILY COURT JUDGES  
2008 HAMBLLEN COUNTY JUVENILE COURT STATISTICAL DATA**

**Intake Actions of Referrals by Class of Offense, Race and Sex for CY 2008**

	White Male	African American Male	Other Race Male	White Female	African American Female	Other Race Female	Unknown Race or Sex	Total
<b><u>Status Offenses</u></b>								
Petition Filed	133	24	1	79	10	0	3	250
Motion Filed	0	0	0	2	0	0	0	2
Notification of Paternity Processed	1	0	0	0	0	0	0	1
Citation Processed	0	0	0	0	0	0	0	0
Scheduling of Judicial Review	0	0	0	0	0	0	0	0
Scheduling of Administrative Review	0	0	0	0	0	0	0	0
Scheduling of Foster Care Review	0	0	0	0	0	0	0	0
Unknown	0	0	0	0	0	0	0	0
Does Not Apply	0	0	0	0	0	0	0	0
Other	0	0	0	0	0	0	0	0
<b>Totals</b>	<b>134</b>	<b>24</b>	<b>1</b>	<b>81</b>	<b>10</b>	<b>0</b>	<b>3</b>	<b>253</b>

<b><u>Dependency/Neglect</u></b>								
Petition Filed	356	37	5	384	38	5	0	825
Scheduling of Judicial Review	2	0	0	2	0	0	0	4
Scheduling of Foster Care Review	1	1	0	2	0	0	0	4
Motion Filed	1	0	0	0	0	0	0	1
Citation Processed	0	0	0	0	0	0	0	0
Notification of Paternity Processed	0	0	0	0	0	0	0	0
Scheduling of Administrative Review	0	0	0	0	0	0	0	0
Unknown	0	0	0	0	0	0	0	0
Does Not Apply	0	0	0	0	0	0	0	0
Other	0	0	0	0	0	0	0	0
<b>Totals</b>	<b>360</b>	<b>38</b>	<b>5</b>	<b>388</b>	<b>38</b>	<b>5</b>	<b>0</b>	<b>834</b>

<b><u>Other Violation Proceedings</u></b>								
Petition Filed	9	0	0	3	0	0	0	12
Motion Filed	0	0	0	0	0	0	0	0
Citation Processed	0	0	0	0	0	0	0	0
Notification of Paternity Processed	0	0	0	0	0	0	0	0
Scheduling of Judicial Review	0	0	0	0	0	0	0	0
Scheduling of Administrative Review	0	0	0	0	0	0	0	0
Scheduling of Foster Care Review	0	0	0	0	0	0	0	0
Unknown	0	0	0	0	0	0	0	0
Does Not Apply	0	0	0	0	0	0	0	0
Other	0	0	0	0	0	0	0	0
<b>Totals</b>	<b>9</b>	<b>0</b>	<b>0</b>	<b>3</b>	<b>0</b>	<b>0</b>	<b>0</b>	<b>12</b>

**TENNESSEE COUNCIL OF JUVENILE AND FAMILY COURT JUDGES  
2008 HAMBLLEN COUNTY JUVENILE COURT STATISTICAL DATA**

**Intake Actions of Referrals by Class of Offense, Race and Sex for CY 2008**

	White Male	African American Male	Other Race Male	White Female	African American Female	Other Race Female	Unknown Race or Sex	Total
<b><u>Parentage</u></b>								
Petition Filed	51	7	1	49	8	1	0	117
Motion Filed	0	1	0	1	1	0	0	3
Citation Processed	0	0	0	0	0	0	0	0
Notification of Paternity Processed	0	0	0	0	0	0	0	0
Scheduling of Judicial Review	0	0	0	0	0	0	0	0
Scheduling of Administrative Review	0	0	0	0	0	0	0	0
Scheduling of Foster Care Review	0	0	0	0	0	0	0	0
Unknown	0	0	0	0	0	0	0	0
Does Not Apply	0	0	0	0	0	0	0	0
Other	0	0	0	0	0	0	0	0
<b>Totals</b>	<b>51</b>	<b>8</b>	<b>1</b>	<b>50</b>	<b>9</b>	<b>1</b>	<b>0</b>	<b>120</b>
<b><u>Special Proceedings</u></b>								
Scheduling of Judicial Review	120	21	6	84	17	2	0	250
Scheduling of Foster Care Review	54	24	0	53	13	2	0	146
Petition Filed	7	2	0	13	5	0	0	27
Scheduling of Administrative Review	2	5	0	6	1	0	0	14
Motion Filed	2	1	1	2	0	0	0	6
Citation Processed	0	0	0	0	0	0	0	0
Notification of Paternity Processed	0	0	0	0	0	0	0	0
Unknown	0	0	0	0	0	0	0	0
Does Not Apply	0	0	0	0	0	0	0	0
Other	0	0	0	0	0	0	0	0
<b>Totals</b>	<b>185</b>	<b>53</b>	<b>7</b>	<b>158</b>	<b>36</b>	<b>4</b>	<b>0</b>	<b>443</b>
<b><u>Other</u></b>								
Petition Filed	41	9	0	28	2	0	0	80
Motion Filed	13	7	1	16	8	0	0	45
Scheduling of Judicial Review	1	1	0	3	0	0	0	5
Scheduling of Administrative Review	0	0	0	1	0	0	0	1
Citation Processed	0	0	0	0	0	0	0	0
Notification of Paternity Processed	0	0	0	0	0	0	0	0
Scheduling of Foster Care Review	0	0	0	0	0	0	0	0
Unknown	0	0	0	0	0	0	0	0
Does Not Apply	0	0	0	0	0	0	0	0
Other	0	0	0	0	0	0	0	0
<b>Totals</b>	<b>55</b>	<b>17</b>	<b>1</b>	<b>48</b>	<b>10</b>	<b>0</b>	<b>0</b>	<b>131</b>
<b>All Intake Action Totals</b>	<b>1,261</b>	<b>210</b>	<b>26</b>	<b>911</b>	<b>122</b>	<b>10</b>	<b>9</b>	<b>2,549</b>

**TENNESSEE COUNCIL OF JUVENILE AND FAMILY COURT JUDGES  
2008 HAMBLLEN COUNTY JUVENILE COURT STATISTICAL DATA**

**Detention Statistics at Referral by Individual Child by Race and Sex for CY 2008**

	White Male	African American Male	Other Race Male	White Female	African American Female	Other Race Female	Unknown Race or Sex	Total	% of Total Children
Does Not Apply	491	47	6	388	32	4	4	972	94.74%
Juvenile Detention Facility	31	5	2	6	2	0	1	47	4.58%
Non-Secure Placement	4	0	0	2	0	0	0	6	0.58%
Other	0	0	0	1	0	0	0	1	0.10%
Jail - Complete Separation	0	0	0	0	0	0	0	0	0.00%
Jail - Partial Separation	0	0	0	0	0	0	0	0	0.00%
Jail - No Separation	0	0	0	0	0	0	0	0	0.00%
Psychiatric Hospital	0	0	0	0	0	0	0	0	0.00%
Unknown	0	0	0	0	0	0	0	0	0.00%
<b>Totals</b>	<b>526</b>	<b>52</b>	<b>8</b>	<b>397</b>	<b>34</b>	<b>4</b>	<b>5</b>	<b>1,026</b>	

**Detention Statistics at Referral by Individual Case for CY 2008**

	Cases	% of Total Cases
Does Not Apply	2,203	94.51%
Juvenile Detention Facility	115	4.93%
Non-Secure Placement	10	0.43%
Other	3	0.13%
Jail - Complete Separation	0	0.00%
Jail - Partial Separation	0	0.00%
Jail - No Separation	0	0.00%
Psychiatric Hospital	0	0.00%
Unknown	0	0.00%
	<b>2,331</b>	<b>100.00%</b>

Detention Statistics above are reported separately by Child and by Case. One child may have multiple cases.

Does Not Apply: Refers to cases not eligible for detention due to the type of Referral or the decision not to detain.

**TENNESSEE COUNCIL OF JUVENILE AND FAMILY COURT JUDGES  
2008 HAMBLLEN COUNTY JUVENILE COURT STATISTICAL DATA**

**Placement after Secure Detention Hearing by Individual Child by Race and Sex for CY 2008**

	White Male	African American Male	Other Race Male	White Female	African American Female	Other Race Female	Unknown Race or Sex	Total	% of Total Children
Does Not Apply	493	47	6	390	32	4	4	976	95.13%
Returned to Prior Living Arr	30	2	2	7	1	0	0	42	4.09%
Juvenile Detention Facility	3	3	0	0	1	0	0	7	0.68%
Shelter / Group Home	0	0	0	0	0	0	1	1	0.10%
Jail	0	0	0	0	0	0	0	0	0.00%
Foster Family Home	0	0	0	0	0	0	0	0	0.00%
Psychiatric Hospital	0	0	0	0	0	0	0	0	0.00%
Unknown	0	0	0	0	0	0	0	0	0.00%
Other	0	0	0	0	0	0	0	0	0.00%
<b>Totals</b>	<b>526</b>	<b>52</b>	<b>8</b>	<b>397</b>	<b>34</b>	<b>4</b>	<b>5</b>	<b>1,026</b>	

**Placement after Secure Detention Hearing by Individual Case for CY 2008**

	Cases	% of Total Cases
Does Not Apply	2,213	94.94%
Returned to Prior Living Arrangement	82	3.52%
Juvenile Detention Facility	34	1.46%
Jail	1	0.04%
Shelter / Group Home	1	0.04%
Foster Family Home	0	0.00%
Psychiatric Hospital	0	0.00%
Unknown	0	0.00%
Other	0	0.00%
	<b>2,331</b>	<b>100.00%</b>

Detention Statistics above are reported separately by Child and by Case. One child may have multiple cases.

Does Not Apply: Refers to cases not eligible for detention due to the type of Referral or the decision not to detain.



**TENNESSEE COUNCIL OF JUVENILE AND FAMILY COURT JUDGES  
2008 HAMBLEN COUNTY JUVENILE COURT STATISTICAL DATA**

**Dispositional Procedures for CY 2008**

**Procedures used to Dispose or Adjust all Referrals**

	<b>Number</b>	<b>% of All Referrals</b>
Formally Adjudicated	869	34.09%
Informally Adjusted	343	13.46%
Transfer to Adult Court Hearings and Charges Cleared	0	0.00%
Otherwise Handled	1,337	52.45%
	<b>2,549</b>	<b>100.00%</b>

**Referrals Disposed by Formal Adjudicatory Proceedings**

	<b>Number</b>	<b>% of All Referrals</b>
Dismissed	72	2.82%
Retired / Nolle Prosequi	46	1.80%
Complaint Substantiated Delinquent	396	15.54%
Complaint Substantiated Status Offender	129	5.06%
Complaint Substantiated Dependent/Neglect	226	8.87%
Complaint Substantiated Abused	0	0.00%
Complaint Substantiated Mentally Ill	0	0.00%
	<b>869</b>	<b>34.09%</b>

**Referrals Disposed by Other Actions**

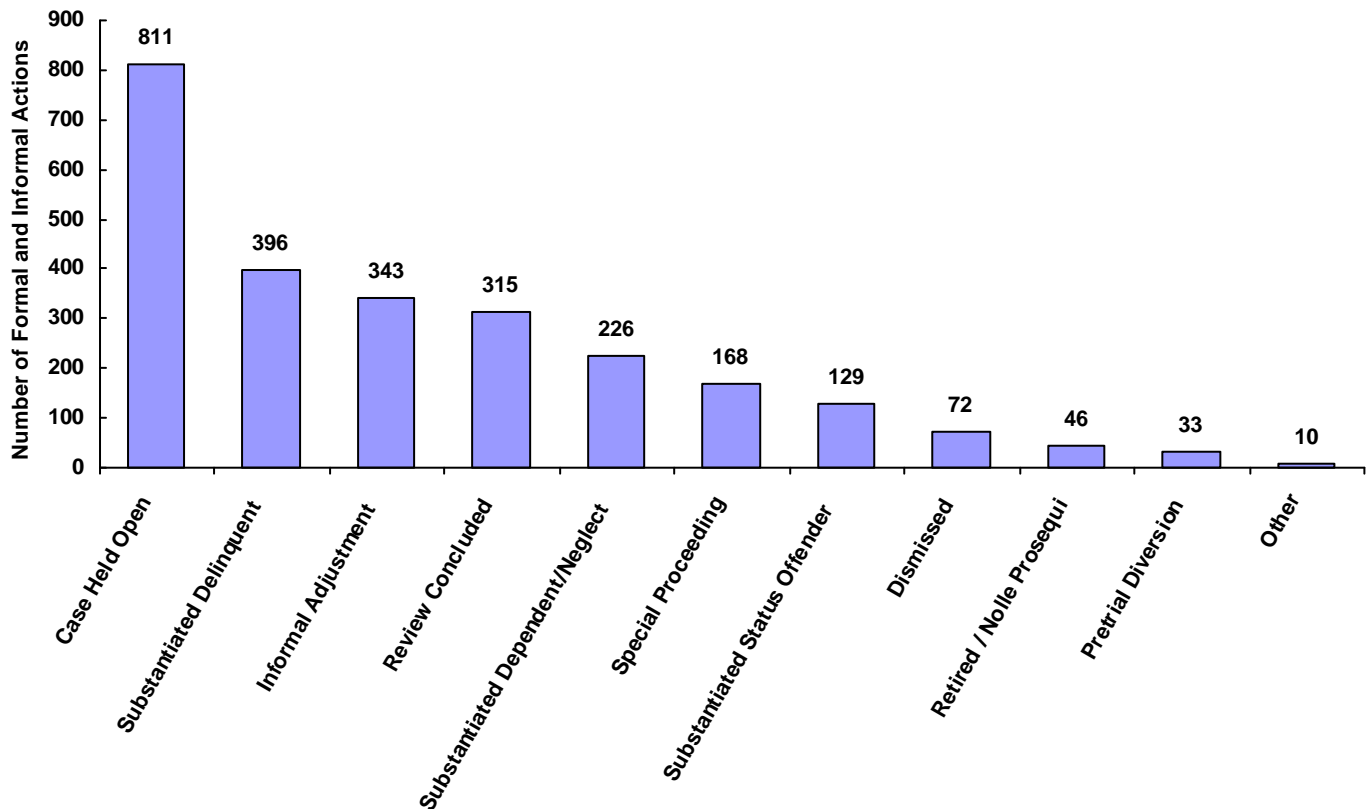
	<b>Number</b>	<b>% of All Referrals</b>
Informal Adjustment	343	13.46%
Transfer to Adult Court Hearing	0	0.00%
Charges Cleared by Transfer to Adult Court	0	0.00%
Pretrial Diversion	33	1.29%
Special Proceeding	168	6.59%
Review Concluded	315	12.36%
Case Held Open	811	31.82%
Other	10	0.39%
Unknown	0	0.00%
	<b>1,680</b>	<b>65.91%</b>

# TENNESSEE COUNCIL OF JUVENILE AND FAMILY COURT JUDGES 2008 HAMBLLEN COUNTY JUVENILE COURT STATISTICAL DATA

## Formal and Informal Actions by Race and Sex for CY 2008

	White Male	African American Male	Other Race Male	White Female	African American Female	Other Race Female	Unknown Race or Sex	Total	% of Total Referrals
Dismissed	34	2	0	34	2	0	0	72	2.82%
Retired / Nolle Prosequi	17	5	0	21	3	0	0	46	1.80%
Substantiated Delinquent	250	46	10	80	6	0	4	396	15.54%
Substantiated Status Offender	61	16	1	42	7	0	2	129	5.06%
Substantiated Dependent/Neglect	92	12	1	111	9	1	0	226	8.87%
Substantiated Abused	0	0	0	0	0	0	0	0	0.00%
Substantiated Mentally Ill	0	0	0	0	0	0	0	0	0.00%
Informal Adjustment	208	15	0	109	8	0	3	343	13.46%
Pretrial Diversion	32	0	1	0	0	0	0	33	1.29%
Transfer to Adult Court Hearing	0	0	0	0	0	0	0	0	0.00%
Cleared by Transfer to Adult Court	0	0	0	0	0	0	0	0	0.00%
Special Proceeding	75	15	3	58	15	2	0	168	6.59%
Review Concluded	131	39	4	115	24	2	0	315	12.36%
Case Held Open	359	59	6	336	46	5	0	811	31.82%
Unknown	0	0	0	0	0	0	0	0	0.00%
Other	2	1	0	5	2	0	0	10	0.39%
<b>Totals</b>	<b>1,261</b>	<b>210</b>	<b>26</b>	<b>911</b>	<b>122</b>	<b>10</b>	<b>9</b>	<b>2,549</b>	

**Total Formal and Informal Actions**



**TENNESSEE COUNCIL OF JUVENILE AND FAMILY COURT JUDGES  
2008 HAMBLEN COUNTY JUVENILE COURT STATISTICAL DATA**

**Formal and Informal Actions by Type of Offense, Race and Sex for CY 2008**

	White Male	African American Male	Other Race Male	White Female	African American Female	Other Race Female	Unknown Race or Sex	Total
<b><u>Delinquent</u></b>								
Complaint Substantiated Delinquent	232	43	10	73	6	0	4	368
Informal Adjustment	130	7	0	72	5	0	2	216
Case Held Open	49	13	0	18	5	0	0	85
Pretrial Diversion	25	0	1	0	0	0	0	26
Retired / Nolle Prosequi	11	3	0	10	1	0	0	25
Complaint Substantiated Status Offender	7	0	0	6	2	0	0	15
Dismissed	6	1	0	4	0	0	0	11
Special Proceeding	6	3	0	0	0	0	0	9
Other	1	0	0	0	0	0	0	1
Complaint Substantiated Dependent/Neglect	0	0	0	0	0	0	0	0
Complaint Substantiated Abused	0	0	0	0	0	0	0	0
Complaint Substantiated Mentally Ill	0	0	0	0	0	0	0	0
Transfer to Adult Court Hearing	0	0	0	0	0	0	0	0
Charges Cleared by Transfer to Adult Court	0	0	0	0	0	0	0	0
Review Concluded	0	0	0	0	0	0	0	0
Unknown	0	0	0	0	0	0	0	0
<b>Totals</b>	<b>467</b>	<b>70</b>	<b>11</b>	<b>183</b>	<b>19</b>	<b>0</b>	<b>6</b>	<b>756</b>

	White Male	African American Male	Other Race Male	White Female	African American Female	Other Race Female	Unknown Race or Sex	Total
<b><u>Status</u></b>								
Complaint Substantiated Status Offender	53	16	1	35	5	0	2	112
Informal Adjustment	65	6	0	32	3	0	1	107
Case Held Open	5	1	0	5	1	0	0	12
Retired / Nolle Prosequi	3	0	0	7	1	0	0	11
Pretrial Diversion	6	0	0	0	0	0	0	6
Dismissed	2	1	0	1	0	0	0	4
Special Proceeding	0	0	0	1	0	0	0	1
Complaint Substantiated Delinquent	0	0	0	0	0	0	0	0
Complaint Substantiated Dependent/Neglect	0	0	0	0	0	0	0	0
Complaint Substantiated Abused	0	0	0	0	0	0	0	0
Complaint Substantiated Mentally Ill	0	0	0	0	0	0	0	0
Transfer to Adult Court Hearing	0	0	0	0	0	0	0	0
Charges Cleared by Transfer to Adult Court	0	0	0	0	0	0	0	0
Review Concluded	0	0	0	0	0	0	0	0
Unknown	0	0	0	0	0	0	0	0
Other	0	0	0	0	0	0	0	0
<b>Totals</b>	<b>134</b>	<b>24</b>	<b>1</b>	<b>81</b>	<b>10</b>	<b>0</b>	<b>3</b>	<b>253</b>

**TENNESSEE COUNCIL OF JUVENILE AND FAMILY COURT JUDGES  
2008 HAMBLEN COUNTY JUVENILE COURT STATISTICAL DATA**

**Formal and Informal Actions by Type of Offense, Race and Sex for CY 2008**

	White Male	African American Male	Other Race Male	White Female	African American Female	Other Race Female	Unknown Race or Sex	Total
<b><u>Dependency and Neglect</u></b>								
Case Held Open	233	23	3	246	23	3	0	531
Complaint Substantiated Dependent/Neglect	92	12	1	111	9	1	0	226
Special Proceeding	18	2	1	13	5	1	0	40
Dismissed	12	0	0	16	1	0	0	29
Complaint Substantiated Delinquent	2	0	0	1	0	0	0	3
Review Concluded	2	1	0	0	0	0	0	3
Retired / Nolle Prosequi	1	0	0	1	0	0	0	2
Complaint Substantiated Status Offender	0	0	0	0	0	0	0	0
Complaint Substantiated Abused	0	0	0	0	0	0	0	0
Complaint Substantiated Mentally Ill	0	0	0	0	0	0	0	0
Informal Adjustment	0	0	0	0	0	0	0	0
Pretrial Diversion	0	0	0	0	0	0	0	0
Transfer to Adult Court Hearing	0	0	0	0	0	0	0	0
Charges Cleared by Transfer to Adult Court	0	0	0	0	0	0	0	0
Unknown	0	0	0	0	0	0	0	0
Other	0	0	0	0	0	0	0	0
<b>Totals</b>	<b>360</b>	<b>38</b>	<b>5</b>	<b>388</b>	<b>38</b>	<b>5</b>	<b>0</b>	<b>834</b>

<b><u>Other Violations</u></b>								
Complaint Substantiated Delinquent	7	0	0	2	0	0	0	9
Dismissed	1	0	0	0	0	0	0	1
Informal Adjustment	0	0	0	1	0	0	0	1
Case Held Open	1	0	0	0	0	0	0	1
Retired / Nolle Prosequi	0	0	0	0	0	0	0	0
Complaint Substantiated Status Offender	0	0	0	0	0	0	0	0
Complaint Substantiated Dependent/Neglect	0	0	0	0	0	0	0	0
Complaint Substantiated Abused	0	0	0	0	0	0	0	0
Complaint Substantiated Mentally Ill	0	0	0	0	0	0	0	0
Pretrial Diversion	0	0	0	0	0	0	0	0
Transfer to Adult Court Hearing	0	0	0	0	0	0	0	0
Charges Cleared by Transfer to Adult Court	0	0	0	0	0	0	0	0
Special Proceeding	0	0	0	0	0	0	0	0
Review Concluded	0	0	0	0	0	0	0	0
Unknown	0	0	0	0	0	0	0	0
Other	0	0	0	0	0	0	0	0
<b>Totals</b>	<b>9</b>	<b>0</b>	<b>0</b>	<b>3</b>	<b>0</b>	<b>0</b>	<b>0</b>	<b>12</b>

**TENNESSEE COUNCIL OF JUVENILE AND FAMILY COURT JUDGES  
2008 HAMBLLEN COUNTY JUVENILE COURT STATISTICAL DATA**

**Formal and Informal Actions by Type of Offense, Race and Sex for CY 2008**

	White Male	African American Male	Other Race Male	White Female	African American Female	Other Race Female	Unknown Race or Sex	Total
<b><u>Special Proceedings</u></b>								
Review Concluded	127	38	4	113	24	2	0	308
Case Held Open	65	16	3	60	13	2	0	159
Special Proceeding	35	7	1	29	7	1	0	80
Dismissed	8	0	0	6	1	0	0	15
Informal Adjustment	1	0	0	0	0	0	0	1
Retired / Nolle Prosequi	0	0	0	0	0	0	0	0
Complaint Substantiated Delinquent	0	0	0	0	0	0	0	0
Complaint Substantiated Status Offender	0	0	0	0	0	0	0	0
Complaint Substantiated Dependent/Neglect	0	0	0	0	0	0	0	0
Complaint Substantiated Abused	0	0	0	0	0	0	0	0
Complaint Substantiated Mentally Ill	0	0	0	0	0	0	0	0
Pretrial Diversion	0	0	0	0	0	0	0	0
Transfer to Adult Court Hearing	0	0	0	0	0	0	0	0
Charges Cleared by Transfer to Adult Court	0	0	0	0	0	0	0	0
Unknown	0	0	0	0	0	0	0	0
Other	0	0	0	0	0	0	0	0
<b>Totals</b>	<b>236</b>	<b>61</b>	<b>8</b>	<b>208</b>	<b>45</b>	<b>5</b>	<b>0</b>	<b>563</b>
<b><u>Other</u></b>								
Special Proceeding	16	3	1	15	3	0	0	38
Case Held Open	6	6	0	7	4	0	0	23
Informal Adjustment	12	2	0	4	0	0	0	18
Complaint Substantiated Delinquent	9	3	0	4	0	0	0	16
Dismissed	5	0	0	7	0	0	0	12
Other	1	1	0	5	2	0	0	9
Retired / Nolle Prosequi	2	2	0	3	1	0	0	8
Review Concluded	2	0	0	2	0	0	0	4
Complaint Substantiated Status Offender	1	0	0	1	0	0	0	2
Pretrial Diversion	1	0	0	0	0	0	0	1
Complaint Substantiated Dependent/Neglect	0	0	0	0	0	0	0	0
Complaint Substantiated Abused	0	0	0	0	0	0	0	0
Complaint Substantiated Mentally Ill	0	0	0	0	0	0	0	0
Transfer to Adult Court Hearing	0	0	0	0	0	0	0	0
Charges Cleared by Transfer to Adult Court	0	0	0	0	0	0	0	0
Unknown	0	0	0	0	0	0	0	0
<b>Totals</b>	<b>55</b>	<b>17</b>	<b>1</b>	<b>48</b>	<b>10</b>	<b>0</b>	<b>0</b>	<b>131</b>
<b>All Action Totals</b>	<b>1,261</b>	<b>210</b>	<b>26</b>	<b>911</b>	<b>122</b>	<b>10</b>	<b>9</b>	<b>2,549</b>

**TENNESSEE COUNCIL OF JUVENILE AND FAMILY COURT JUDGES  
2008 HAMBLLEN COUNTY JUVENILE COURT STATISTICAL DATA**

**Formal and Informal Actions by Class of Referral, Race and Sex for CY 2008**

	White Male	African American Male	Other Race Male	White Female	African American Female	Other Race Female	Unknown Race or Sex	Total
<b><u>Offenses Against Persons</u></b>								
Complaint Substantiated Delinquent	22	4	0	5	0	0	0	31
Informal Adjustment	15	0	0	12	2	0	0	29
Case Held Open	9	0	0	0	0	0	0	9
Retired / Nolle Prosequi	4	2	0	0	0	0	0	6
Dismissed	0	0	0	2	0	0	0	2
Pretrial Diversion	1	0	0	0	0	0	0	1
Special Proceeding	1	0	0	0	0	0	0	1
Complaint Substantiated Status Offender	0	0	0	0	0	0	0	0
Complaint Substantiated Dependent/Neglect	0	0	0	0	0	0	0	0
Complaint Substantiated Abused	0	0	0	0	0	0	0	0
Complaint Substantiated Mentally Ill	0	0	0	0	0	0	0	0
Transfer to Adult Court Hearing	0	0	0	0	0	0	0	0
Charges Cleared by Transfer to Adult Court	0	0	0	0	0	0	0	0
Review Concluded	0	0	0	0	0	0	0	0
Unknown	0	0	0	0	0	0	0	0
Other	0	0	0	0	0	0	0	0
<b>Totals</b>	<b>52</b>	<b>6</b>	<b>0</b>	<b>19</b>	<b>2</b>	<b>0</b>	<b>0</b>	<b>79</b>

<b><u>Offenses Against Property</u></b>								
Complaint Substantiated Delinquent	67	8	7	26	1	0	1	110
Informal Adjustment	17	2	0	16	1	0	0	36
Case Held Open	11	4	0	7	2	0	0	24
Dismissed	3	0	0	0	0	0	0	3
Retired / Nolle Prosequi	0	0	0	2	1	0	0	3
Pretrial Diversion	3	0	0	0	0	0	0	3
Special Proceeding	2	1	0	0	0	0	0	3
Complaint Substantiated Status Offender	0	0	0	0	0	0	0	0
Complaint Substantiated Dependent/Neglect	0	0	0	0	0	0	0	0
Complaint Substantiated Abused	0	0	0	0	0	0	0	0
Complaint Substantiated Mentally Ill	0	0	0	0	0	0	0	0
Transfer to Adult Court Hearing	0	0	0	0	0	0	0	0
Charges Cleared by Transfer to Adult Court	0	0	0	0	0	0	0	0
Review Concluded	0	0	0	0	0	0	0	0
Unknown	0	0	0	0	0	0	0	0
Other	0	0	0	0	0	0	0	0
<b>Totals</b>	<b>103</b>	<b>15</b>	<b>7</b>	<b>51</b>	<b>5</b>	<b>0</b>	<b>1</b>	<b>182</b>

**TENNESSEE COUNCIL OF JUVENILE AND FAMILY COURT JUDGES  
2008 HAMBLLEN COUNTY JUVENILE COURT STATISTICAL DATA**

**Formal and Informal Actions by Class of Referral, Race and Sex for CY 2008**

	White Male	African American Male	Other Race Male	White Female	African American Female	Other Race Female	Unknown Race or Sex	Total
<b><u>Illegal Conduct</u></b>								
Complaint Substantiated Delinquent	143	31	3	42	5	0	3	227
Informal Adjustment	98	5	0	44	2	0	2	151
Case Held Open	29	9	0	11	3	0	0	52
Pretrial Diversion	21	0	1	0	0	0	0	22
Retired / Nolle Prosequi	7	1	0	8	0	0	0	16
Complaint Substantiated Status Offender	7	0	0	6	2	0	0	15
Dismissed	3	1	0	2	0	0	0	6
Special Proceeding	3	2	0	0	0	0	0	5
Other	1	0	0	0	0	0	0	1
Complaint Substantiated Dependent/Neglect	0	0	0	0	0	0	0	0
Complaint Substantiated Abused	0	0	0	0	0	0	0	0
Complaint Substantiated Mentally Ill	0	0	0	0	0	0	0	0
Transfer to Adult Court Hearing	0	0	0	0	0	0	0	0
Charges Cleared by Transfer to Adult Court	0	0	0	0	0	0	0	0
Review Concluded	0	0	0	0	0	0	0	0
Unknown	0	0	0	0	0	0	0	0
<b>Totals</b>	<b>312</b>	<b>49</b>	<b>4</b>	<b>113</b>	<b>12</b>	<b>0</b>	<b>5</b>	<b>495</b>

**Status Offenses**

Complaint Substantiated Status Offender	53	16	1	35	5	0	2	112
Informal Adjustment	65	6	0	32	3	0	1	107
Case Held Open	5	1	0	5	1	0	0	12
Retired / Nolle Prosequi	3	0	0	7	1	0	0	11
Pretrial Diversion	6	0	0	0	0	0	0	6
Dismissed	2	1	0	1	0	0	0	4
Special Proceeding	0	0	0	1	0	0	0	1
Complaint Substantiated Delinquent	0	0	0	0	0	0	0	0
Complaint Substantiated Dependent/Neglect	0	0	0	0	0	0	0	0
Complaint Substantiated Abused	0	0	0	0	0	0	0	0
Complaint Substantiated Mentally Ill	0	0	0	0	0	0	0	0
Transfer to Adult Court Hearing	0	0	0	0	0	0	0	0
Charges Cleared by Transfer to Adult Court	0	0	0	0	0	0	0	0
Review Concluded	0	0	0	0	0	0	0	0
Unknown	0	0	0	0	0	0	0	0
Other	0	0	0	0	0	0	0	0
<b>Totals</b>	<b>134</b>	<b>24</b>	<b>1</b>	<b>81</b>	<b>10</b>	<b>0</b>	<b>3</b>	<b>253</b>

**TENNESSEE COUNCIL OF JUVENILE AND FAMILY COURT JUDGES  
2008 HAMBLLEN COUNTY JUVENILE COURT STATISTICAL DATA**

**Formal and Informal Actions by Class of Referral, Race and Sex for CY 2008**

	White Male	African American Male	Other Race Male	White Female	African American Female	Other Race Female	Unknown Race or Sex	Total
<b><u>Dependency/Neglect</u></b>								
Case Held Open	233	23	3	246	23	3	0	531
Complaint Substantiated Dependent/Neglect	92	12	1	111	9	1	0	226
Special Proceeding	18	2	1	13	5	1	0	40
Dismissed	12	0	0	16	1	0	0	29
Complaint Substantiated Delinquent	2	0	0	1	0	0	0	3
Review Concluded	2	1	0	0	0	0	0	3
Retired / Nolle Prosequi	1	0	0	1	0	0	0	2
Complaint Substantiated Status Offender	0	0	0	0	0	0	0	0
Complaint Substantiated Abused	0	0	0	0	0	0	0	0
Complaint Substantiated Mentally Ill	0	0	0	0	0	0	0	0
Informal Adjustment	0	0	0	0	0	0	0	0
Pretrial Diversion	0	0	0	0	0	0	0	0
Transfer to Adult Court Hearing	0	0	0	0	0	0	0	0
Charges Cleared by Transfer to Adult Court	0	0	0	0	0	0	0	0
Unknown	0	0	0	0	0	0	0	0
Other	0	0	0	0	0	0	0	0
<b>Totals</b>	<b>360</b>	<b>38</b>	<b>5</b>	<b>388</b>	<b>38</b>	<b>5</b>	<b>0</b>	<b>834</b>

**Other Violation Proceedings**

Complaint Substantiated Delinquent	7	0	0	2	0	0	0	9
Dismissed	1	0	0	0	0	0	0	1
Informal Adjustment	0	0	0	1	0	0	0	1
Case Held Open	1	0	0	0	0	0	0	1
Retired / Nolle Prosequi	0	0	0	0	0	0	0	0
Complaint Substantiated Status Offender	0	0	0	0	0	0	0	0
Complaint Substantiated Dependent/Neglect	0	0	0	0	0	0	0	0
Complaint Substantiated Abused	0	0	0	0	0	0	0	0
Complaint Substantiated Mentally Ill	0	0	0	0	0	0	0	0
Pretrial Diversion	0	0	0	0	0	0	0	0
Transfer to Adult Court Hearing	0	0	0	0	0	0	0	0
Charges Cleared by Transfer to Adult Court	0	0	0	0	0	0	0	0
Special Proceeding	0	0	0	0	0	0	0	0
Review Concluded	0	0	0	0	0	0	0	0
Unknown	0	0	0	0	0	0	0	0
Other	0	0	0	0	0	0	0	0
<b>Totals</b>	<b>9</b>	<b>0</b>	<b>0</b>	<b>3</b>	<b>0</b>	<b>0</b>	<b>0</b>	<b>12</b>



**TENNESSEE COUNCIL OF JUVENILE AND FAMILY COURT JUDGES  
2008 HAMBLLEN COUNTY JUVENILE COURT STATISTICAL DATA**

**Formal and Informal Actions by Class of Referral, Race and Sex for CY 2008**

	White Male	African American Male	Other Race Male	White Female	African American Female	Other Race Female	Unknown Race or Sex	Total
<b><u>Parentage</u></b>								
Special Proceeding	34	7	1	29	6	1	0	78
Case Held Open	9	1	0	15	2	0	0	27
Dismissed	8	0	0	6	1	0	0	15
Retired / Nolle Prosequi	0	0	0	0	0	0	0	0
Complaint Substantiated Delinquent	0	0	0	0	0	0	0	0
Complaint Substantiated Status Offender	0	0	0	0	0	0	0	0
Complaint Substantiated Dependent/Neglect	0	0	0	0	0	0	0	0
Complaint Substantiated Abused	0	0	0	0	0	0	0	0
Complaint Substantiated Mentally Ill	0	0	0	0	0	0	0	0
Informal Adjustment	0	0	0	0	0	0	0	0
Pretrial Diversion	0	0	0	0	0	0	0	0
Transfer to Adult Court Hearing	0	0	0	0	0	0	0	0
Charges Cleared by Transfer to Adult Court	0	0	0	0	0	0	0	0
Review Concluded	0	0	0	0	0	0	0	0
Unknown	0	0	0	0	0	0	0	0
Other	0	0	0	0	0	0	0	0
<b>Totals</b>	<b>51</b>	<b>8</b>	<b>1</b>	<b>50</b>	<b>9</b>	<b>1</b>	<b>0</b>	<b>120</b>

**Special Proceedings**

Review Concluded	127	38	4	113	24	2	0	308
Case Held Open	56	15	3	45	11	2	0	132
Special Proceeding	1	0	0	0	1	0	0	2
Informal Adjustment	1	0	0	0	0	0	0	1
Dismissed	0	0	0	0	0	0	0	0
Retired / Nolle Prosequi	0	0	0	0	0	0	0	0
Complaint Substantiated Delinquent	0	0	0	0	0	0	0	0
Complaint Substantiated Status Offender	0	0	0	0	0	0	0	0
Complaint Substantiated Dependent/Neglect	0	0	0	0	0	0	0	0
Complaint Substantiated Abused	0	0	0	0	0	0	0	0
Complaint Substantiated Mentally Ill	0	0	0	0	0	0	0	0
Pretrial Diversion	0	0	0	0	0	0	0	0
Transfer to Adult Court Hearing	0	0	0	0	0	0	0	0
Charges Cleared by Transfer to Adult Court	0	0	0	0	0	0	0	0
Unknown	0	0	0	0	0	0	0	0
Other	0	0	0	0	0	0	0	0
<b>Totals</b>	<b>185</b>	<b>53</b>	<b>7</b>	<b>158</b>	<b>36</b>	<b>4</b>	<b>0</b>	<b>443</b>

**TENNESSEE COUNCIL OF JUVENILE AND FAMILY COURT JUDGES  
2008 HAMBLLEN COUNTY JUVENILE COURT STATISTICAL DATA**

**Formal and Informal Actions by Class of Referral, Race and Sex for CY 2008**

	White Male	African American Male	Other Race Male	White Female	African American Female	Other Race Female	Unknown Race or Sex	Total
<b>Other</b>								
Special Proceeding	16	3	1	15	3	0	0	38
Case Held Open	6	6	0	7	4	0	0	23
Informal Adjustment	12	2	0	4	0	0	0	18
Complaint Substantiated Delinquent	9	3	0	4	0	0	0	16
Dismissed	5	0	0	7	0	0	0	12
Other	1	1	0	5	2	0	0	9
Retired / Nolle Prosequi	2	2	0	3	1	0	0	8
Review Concluded	2	0	0	2	0	0	0	4
Complaint Substantiated Status Offender	1	0	0	1	0	0	0	2
Pretrial Diversion	1	0	0	0	0	0	0	1
Complaint Substantiated Dependent/Neglect	0	0	0	0	0	0	0	0
Complaint Substantiated Abused	0	0	0	0	0	0	0	0
Complaint Substantiated Mentally Ill	0	0	0	0	0	0	0	0
Transfer to Adult Court Hearing	0	0	0	0	0	0	0	0
Charges Cleared by Transfer to Adult Court	0	0	0	0	0	0	0	0
Unknown	0	0	0	0	0	0	0	0
<b>Totals</b>	<b>55</b>	<b>17</b>	<b>1</b>	<b>48</b>	<b>10</b>	<b>0</b>	<b>0</b>	<b>131</b>
<b>All Action Totals</b>	<b>1,261</b>	<b>210</b>	<b>26</b>	<b>911</b>	<b>122</b>	<b>10</b>	<b>9</b>	<b>2,549</b>

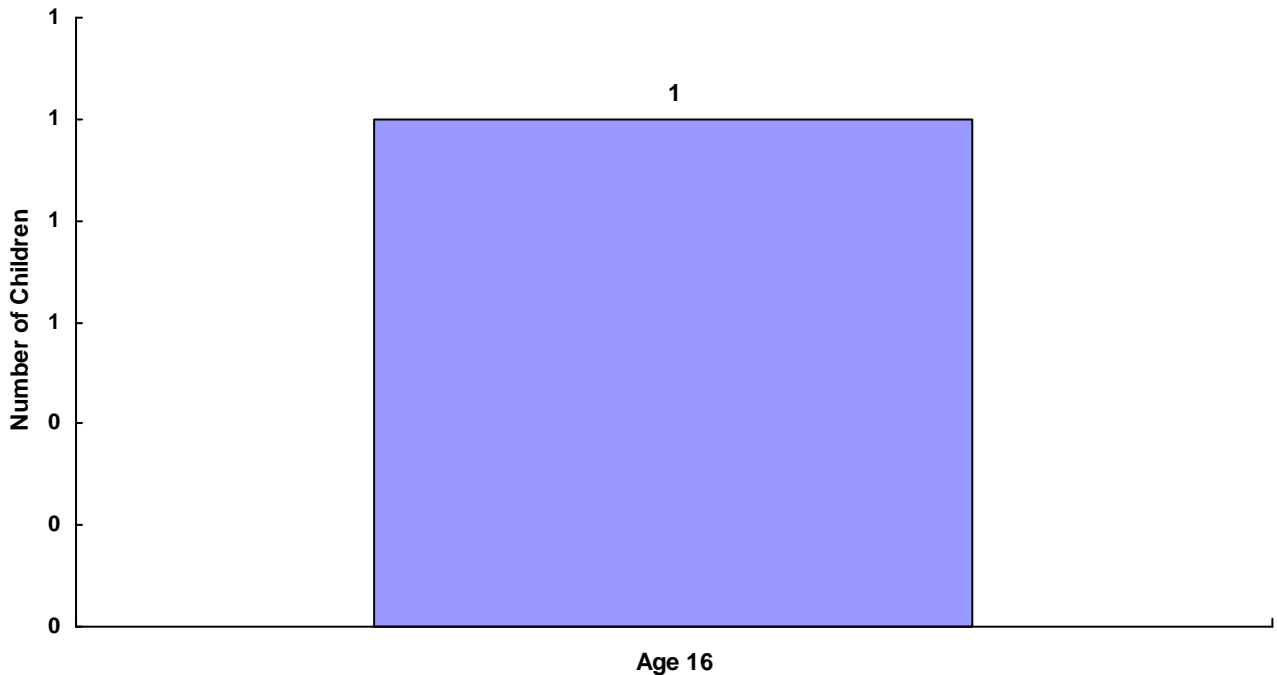
**TENNESSEE COUNCIL OF JUVENILE AND FAMILY COURT JUDGES  
2008 HAMBLEN COUNTY JUVENILE COURT STATISTICAL DATA**

**Children Transferred to Adult Court by Age at Disposition Date, Race and Sex for CY 2008**

**Total Children = 1,026**

	White Male	African American Male	Other Race Male	White Female	African American Female	Other Race Female	Unknown Race or Sex	Total	% of All Children Referred
Age Under 1	0	0	0	0	0	0	0	0	0.00%
Age 1	0	0	0	0	0	0	0	0	0.00%
Age 2	0	0	0	0	0	0	0	0	0.00%
Age 3	0	0	0	0	0	0	0	0	0.00%
Age 4	0	0	0	0	0	0	0	0	0.00%
Age 5	0	0	0	0	0	0	0	0	0.00%
Age 6	0	0	0	0	0	0	0	0	0.00%
Age 7	0	0	0	0	0	0	0	0	0.00%
Age 8	0	0	0	0	0	0	0	0	0.00%
Age 9	0	0	0	0	0	0	0	0	0.00%
Age 10	0	0	0	0	0	0	0	0	0.00%
Age 11	0	0	0	0	0	0	0	0	0.00%
Age 12	0	0	0	0	0	0	0	0	0.00%
Age 13	0	0	0	0	0	0	0	0	0.00%
Age 14	0	0	0	0	0	0	0	0	0.00%
Age 15	0	0	0	0	0	0	0	0	0.00%
Age 16	0	0	0	0	1	0	0	1	0.10%
Age 17	0	0	0	0	0	0	0	0	0.00%
Age 18	0	0	0	0	0	0	0	0	0.00%
Age 19 and Over	0	0	0	0	0	0	0	0	0.00%
<b>Totals</b>	<b>0</b>	<b>0</b>	<b>0</b>	<b>0</b>	<b>1</b>	<b>0</b>	<b>0</b>	<b>1</b>	

**Total Children Transferred to Adult Court**



**TENNESSEE COUNCIL OF JUVENILE AND FAMILY COURT JUDGES  
2008 HAMBLLEN COUNTY JUVENILE COURT STATISTICAL DATA**

**Outcomes by Type Of Disposition, Race and Sex for CY 2008**

	<b>White Male</b>	<b>African American Male</b>	<b>Other Race Male</b>	<b>White Female</b>	<b>African American Female</b>	<b>Other Race Female</b>	<b>Unknown Race or Sex</b>	<b>Total</b>
<b><u>General Action Codes</u></b>								
Held Open For Review	388	50	7	350	52	5	0	<b>852</b>
Public Service	253	18	3	122	14	0	3	<b>413</b>
Fine	81	5	1	45	2	0	4	<b>138</b>
Supervision / Probation to Juvenile Court	88	1	1	44	1	0	1	<b>136</b>
Probation to Parents	74	8	0	42	6	0	0	<b>130</b>
Injunction Other than No Contact Order	57	9	1	37	1	0	1	<b>106</b>
Case Dismissed	53	2	0	47	3	0	0	<b>105</b>
Referral to Juvenile Court Educ-Based Pgm	68	0	1	34	2	0	0	<b>105</b>
Case Retired or Nolle Prosequi	48	9	0	41	3	0	1	<b>102</b>
Referred for Alcohol and Drug Counseling	71	1	2	16	0	0	0	<b>90</b>
Referred for Mental Health Counseling	26	7	0	18	2	0	0	<b>53</b>
Driver's License Held Informally	35	4	2	6	0	0	1	<b>48</b>
Restitution	26	4	1	13	1	0	0	<b>45</b>
Referred to Alternative School	17	3	0	3	3	0	0	<b>26</b>
No Contact Order	8	3	0	14	1	0	0	<b>26</b>
Referred to Defensive Driving School	13	0	0	7	0	0	0	<b>20</b>
House Arrest	14	1	0	4	0	0	0	<b>19</b>
Warned / Couseled	4	0	0	7	1	0	0	<b>12</b>
Private Mental Health Placement	2	0	0	0	0	0	0	<b>2</b>
Court Defined Curfew	0	2	0	0	0	0	0	<b>2</b>
Referred to Private Child Agency	0	0	0	1	0	0	0	<b>1</b>
Referred to Alcohol Safety School	1	0	0	0	0	0	0	<b>1</b>
Released from Probation	0	0	0	0	1	0	0	<b>1</b>
Referral to Another Entity for Superv/Servc	0	0	0	0	0	0	0	<b>0</b>
Voluntary Placement with DMHMR	0	0	0	0	0	0	0	<b>0</b>
Private MR Placement	0	0	0	0	0	0	0	<b>0</b>
Placement with City/Cnty Agcy/Facility	0	0	0	0	0	0	0	<b>0</b>
Placement with Relative / Other Individual	0	0	0	0	0	0	0	<b>0</b>
Runaway Returned	0	0	0	0	0	0	0	<b>0</b>
Dismissed from Informal Adjustment	0	0	0	0	0	0	0	<b>0</b>
Dismissed from Pretrial Diversion	0	0	0	0	0	0	0	<b>0</b>
<b>Totals</b>	<b>1,327</b>	<b>127</b>	<b>19</b>	<b>851</b>	<b>93</b>	<b>5</b>	<b>11</b>	<b>2,433</b>

**TENNESSEE COUNCIL OF JUVENILE AND FAMILY COURT JUDGES  
2008 HAMBLEN COUNTY JUVENILE COURT STATISTICAL DATA**

**Outcomes by Type Of Disposition, Race and Sex for CY 2008**

	White Male	African American Male	Other Race Male	White Female	African American Female	Other Race Female	Unknown Race or Sex	Total
<b>Formal Action Codes</b>								
Placed Under a Valid Court Order	216	27	3	108	12	0	3	369
DCS Probation	94	17	2	35	2	0	1	151
DCS Commitment - Custody	35	14	4	6	0	0	1	60
Transfer to Another Juvenile Court for Dispo	24	2	0	17	0	0	0	43
Parental Rights Terminated	12	2	1	12	5	1	0	33
Supervision by DCS	13	0	0	12	1	0	0	26
DCS Intensive Probation	12	0	0	5	4	0	0	21
Other Intensive Probation	9	0	0	3	0	0	0	12
DCS Commitment - Suspended	3	0	0	1	0	0	0	4
Transferred to Adult Court	0	0	0	0	2	0	0	2
Parental Rights Not Terminated	1	0	0	0	0	0	0	1
DMHMR Involuntary Commitment	0	0	0	0	0	0	0	0
DCS Commitment - Determinate	0	0	0	0	0	0	0	0
<b>Totals</b>	<b>419</b>	<b>62</b>	<b>10</b>	<b>199</b>	<b>26</b>	<b>1</b>	<b>5</b>	<b>722</b>

**Special Proceedings**

Foster Care Continued	429	82	10	450	64	6	0	1,041
Court Costs	350	46	8	172	16	1	6	599
Custody Changed	82	11	2	81	7	3	0	186
Foster Care Terminated	49	8	2	53	5	3	0	120
Visitation Changed	41	7	0	39	8	0	0	95
Custody Unchanged	12	0	0	6	0	0	0	18
Voluntary Acknowledgement of Paternity	5	0	0	1	0	0	0	6
Paternity Determined / Child Legitimated	0	1	1	0	1	1	0	4
Child Support Granted	2	0	0	1	0	0	0	3
Visitation Unchanged	0	0	0	1	0	0	0	1
Order of Reference to DCS	0	0	0	0	0	0	0	0
Paternity Not Determ/Child Not Legitimated	0	0	0	0	0	0	0	0
Child Support Amended	0	0	0	0	0	0	0	0
Child Support Denied	0	0	0	0	0	0	0	0
Child Support Terminated	0	0	0	0	0	0	0	0
Request for Medical Treatment Granted	0	0	0	0	0	0	0	0
Request for Medical Treatment Denied	0	0	0	0	0	0	0	0
Consent to Marry Granted	0	0	0	0	0	0	0	0
Consent to Marry Denied	0	0	0	0	0	0	0	0
<b>Totals</b>	<b>970</b>	<b>155</b>	<b>23</b>	<b>804</b>	<b>101</b>	<b>14</b>	<b>6</b>	<b>2,073</b>

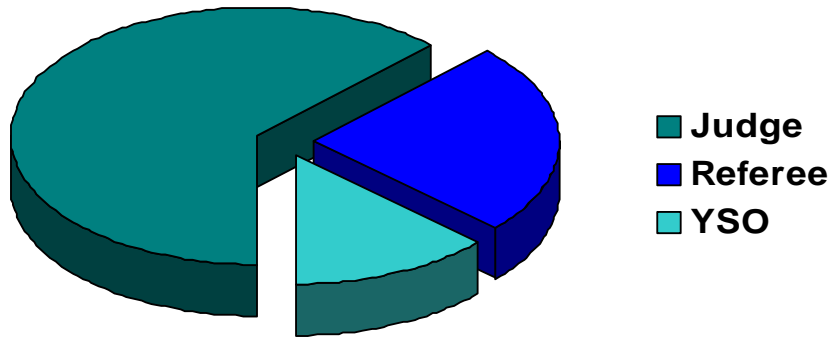
**Other Outcome Codes**

Other	70	9	1	63	4	1	1	149
<b>Totals</b>	<b>70</b>	<b>9</b>	<b>1</b>	<b>63</b>	<b>4</b>	<b>1</b>	<b>1</b>	<b>149</b>

<b>All Outcome Totals</b>	<b>2,786</b>	<b>353</b>	<b>53</b>	<b>1,917</b>	<b>224</b>	<b>21</b>	<b>23</b>	<b>5,377</b>
---------------------------	--------------	------------	-----------	--------------	------------	-----------	-----------	--------------

TENNESSEE COUNCIL OF JUVENILE AND FAMILY COURT JUDGES  
2008 HAMBLLEN COUNTY JUVENILE COURT STATISTICAL DATA

Breakdown of Referrals by Court Personnel Executing the Action in CY 2008



	Referrals	% of Referrals
Judge	1,593	62.50%
Referee	616	24.17%
YSO	340	13.34%
Other	0	0.00%
<b>Total</b>	<b>2,549</b>	<b>100.00%</b>