

2008

State of Tennessee

Annual Juvenile Court Statistical Report

Hamilton County Breakdown

TABLE OF CONTENTS

Report Numbers Listed Below are shown at the Bottom of each Report, followed by the Report Page Number

	Report Number
Juvenile Court Referral Process	
Chart – The Juvenile Court Referral Process	1
Chart – Delinquent, Dependent/Neglect/Abuse, and Status/Unruly Referrals	2
Chart – Referrals by Type of Offense	3
Chart – Referrals for Status/Unruly Offenses	4
Children and Referral Counts by Race and Sex	
Table – Children with Delinquent Referrals by Race and Sex	5
Table – Children with Status/Unruly Referrals by Race and Sex	5
Table – Children with Dependency/Neglect/Abuse Allegations by Race and Sex	5
Table – Referrals Delinquent Referrals by Race and Sex	6
Table – Referrals Status/Unruly Referrals by Race and Sex	6
Table – Referrals Dependency/Neglect/Abuse Allegations by Race and Sex	6
Table/Chart – Referrals by Age Group, Race and Sex	7
Table/Chart – Children Referred by Age, Race and Sex	8
Table/Chart – Children Referred by Race and Sex	9
Table/Chart – Children of Hispanic Origin by Race and Sex	10
Table – Referrals by Type of Offense, Age Group, Race and Sex	11
Living Arrangement of the Child at Time of Referral	
Table/Chart – Living Arrangement at Time of Referral by Race and Sex	12
School Status of Individual Children at Time of Referral to Juvenile Court	
Table – Last Grade Completed by Children by Race and Sex	13
Table – Children Enrolled in School	13
Table – Children Enrolled in Special Education	13
Referral Information by Race, Sex and Class of Referral/Offense	
Table/Chart – Class of Referrals by Race and Sex	14
Table - Referrals by Class and Type of Offense by Race and Sex	15
Referral Reasons by Type, Race and Sex	
Table – Referral Reasons by Type of Offense, Race and Sex	16
Table – Top 4 Referral Reasons by Sex and Race	17
Table – Top 4 Referral Reasons by Sex, Race and Type of Offense	18
Source of Referrals to the Juvenile Court	
Table – Source of Referrals by Race and Sex	19
Table – Six Most Frequent Referral Reasons by Source, Race and Sex	20
Table – Source of Referrals by Type of Offense, Race and Sex	21
Children Referred with Weapons Charges	
Table/Chart – Children Referred for Unlawful Carrying/Possession of a Weapon by Age, Race and Sex	22
Table/Chart – Children Referred for Carrying Weapons on School Property	23
Intake Actions at Referral	
Table/Chart – Intake Actions at Referral by Race and Sex	24
Table/Chart – Intake Actions of Referrals by Class of Offense, Race and Sex	25

TABLE OF CONTENTS


Report Numbers Listed Below are shown at the Bottom of each Report, followed by the Report Page Number

	Report Number
Detention Statistics at Referral	
Table – Detention Statistics at Referral by Individual Child by Race and Sex	26
Table – Detention Statistics at Referral by Individual Case	26
Table – Placement After Secure Detention Hearing by Individual Child by Race and Sex	27
Table – Placement After Secure Detention Hearing by Individual Case	27
Dispositional Procedures	
Table – Procedures used to Dispose or Adjust All Referrals	28
Table – Referrals Disposed by Formal Adjudicatory Proceedings	28
Table – Referrals Disposed by Other Actions	28
Formal and Informal Actions	
Table/Chart – Formal and Informal Actions by Race and Sex	29
Table – Formal and Informal Actions by Type of Offense, Race and Sex	30
Table – Formal and Informal Actions by Class of Referral, Race and Sex	31
Children Transferred to Adult Court	
Table/Chart – Children Transferred to Adult Court by Age, Race and Sex	32
Outcomes by Type of Disposition	
Table – Outcomes by Type of Disposition, Race and Sex	33
Juvenile Court Referrals Disposed County-Wide Based on Number of Referrals	
Table/Chart – Breakdown of Referrals by Court Personnel Executing the Action	34

**TENNESSEE COUNCIL OF JUVENILE AND FAMILY COURT JUDGES
2008 HAMILTON COUNTY JUVENILE COURT STATISTICAL DATA**

The Juvenile Court Referral Process for CY 2008

Delinquent 4,678	Status 2,037	Dependency and Neglect 306	Other Violations 0	Special Proceedings 0	Parentage 2,338	Other 402
----------------------------	------------------------	--------------------------------------	------------------------------	---------------------------------	---------------------------	---------------------



Parents, Victims, School, Relatives, State Dept, etc.
5,922

Law Enforcement
3,839

Pretrial Diversion, Informal Adjustment
4,004

Court Actions
9,761

Transfer to Adult Court Hearing
72

Charges Cleared By Transfer to Adult Court
0

Special Proceeding
147

Review Concluded
0

Case Held Open
39

Other
2

Formal Adjudications
5,497

Juvenile Court System Outcomes / Dispositions
18,881

Formal
680

General
14,154

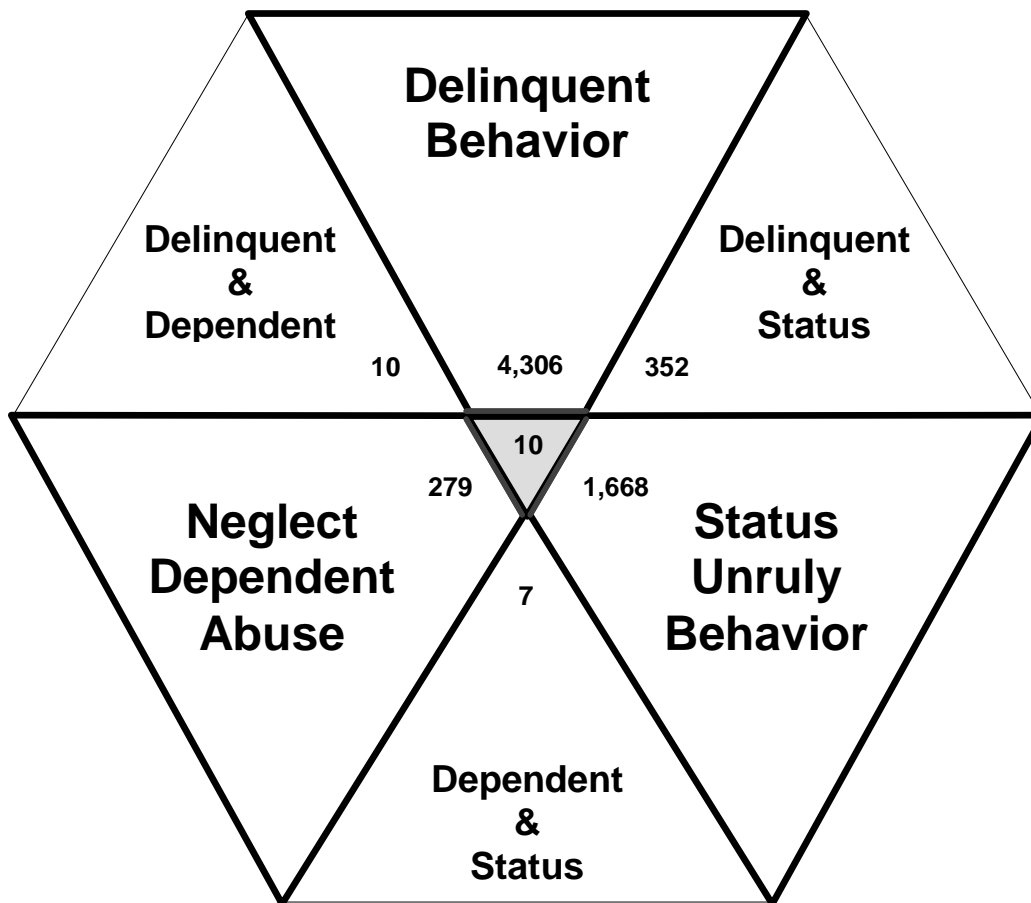
Special Proceedings
2,488

Other
1,559

**TENNESSEE COUNCIL OF JUVENILE AND FAMILY COURT JUDGES
2008 HAMILTON COUNTY JUVENILE COURT STATISTICAL DATA**

Delinquent, Dependent/Neglect/Abuse, and Status/Unruly Referrals for CY 2008

Total = 6,632



The remaining referrals are for:
Custody, Visitation, Paternity/Legitimation, Child Support,
Special Procedures and Other Referrals

Each child may be counted
in more than one category

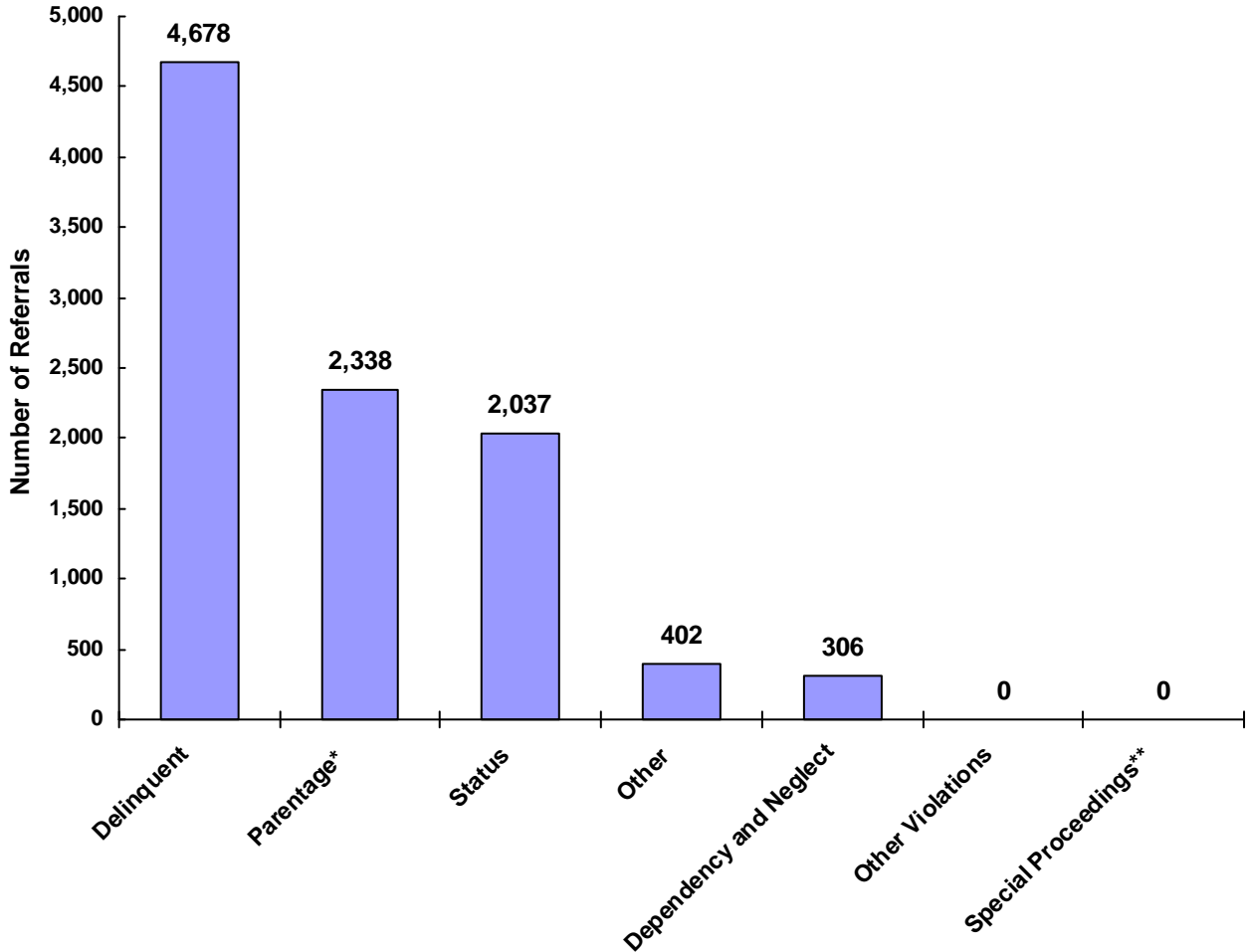
Total number of individual children for ALL referrals
disposed by juvenile courts during CY 2008 equals
4,936

Children can have referrals in multiple categories. The drawing above shows that in the year 2008 there were 4,306 referrals to Hamilton County Juvenile Court for children with only delinquent offenses, 1,668 for those with only status/unruly behavior, and 279 for children with neglect, dependent or abuse referrals during the calendar year. There were 352 referrals for children that had a delinquent AND a status/unruly referral. There were 10 referrals for children with both delinquent behavior AND a neglect, dependent or abuse allegation. There were 7 referrals for children that had both a status/unruly referral AND a neglect, dependent or abuse allegation. Also, there were 10 referrals for children that had a delinquent referral, a status/unruly referral AND a neglect, dependent or abuse allegation.

**TENNESSEE COUNCIL OF JUVENILE AND FAMILY COURT JUDGES
2008 HAMILTON COUNTY JUVENILE COURT STATISTICAL DATA**

Referrals by Type of Offense in CY 2008

Total Referrals = 9,761



* Parentage includes: Custody, Visitation, Paternity/Legitimation and Child Support

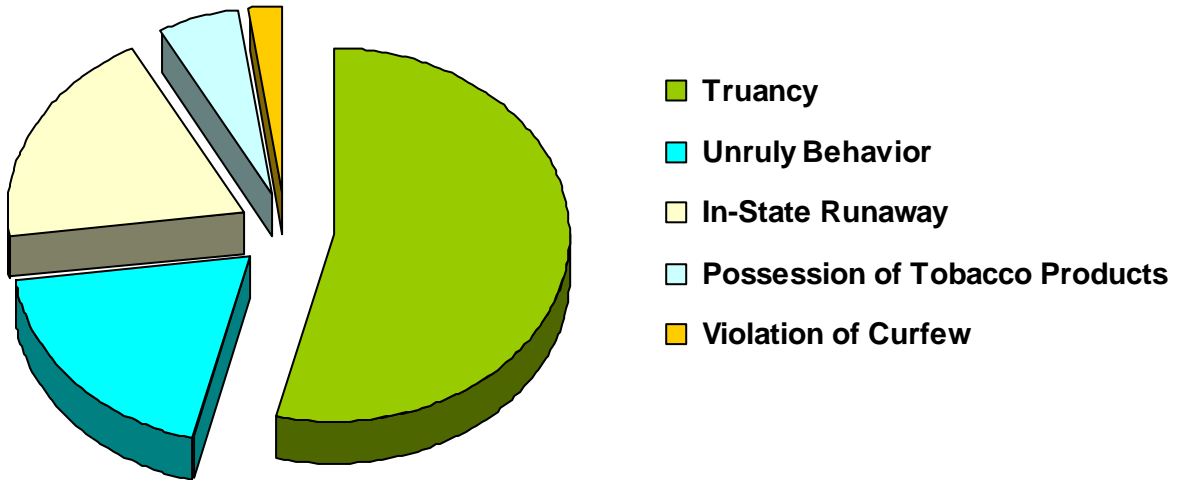
**Special Proceedings include: Judicial Review, Administrative Review, Foster Care Review, Request for Medical Treatment and Consent to Marry

Information from the Juvenile Court represents a total of 4,936 children and 8,737 cases that were reported to the TCJFCJ.

A Status offense is an offense committed by a child that if committed by an adult, would not be considered an offense or unlawful act. An example of this is smoking when not legally an adult.

**TENNESSEE COUNCIL OF JUVENILE AND FAMILY COURT JUDGES
2008 HAMILTON COUNTY JUVENILE COURT STATISTICAL DATA**

**Referrals for Status/Unruly Offenses in CY 2008
Total Status/Unruly Referrals = 2,037**



Referral Reason	Count	Percent
Truancy	1,095	53.76%
Unruly Behavior	392	19.24%
In-State Runaway	390	19.15%
Possession of Tobacco Products	114	5.60%
Violation of Curfew	46	2.26%
Violation of a Valid Court Order	0	0.00%
Out-of-State Runaway	0	0.00%
Total	2,037	

**TENNESSEE COUNCIL OF JUVENILE AND FAMILY COURT JUDGES
2008 HAMILTON COUNTY JUVENILE COURT STATISTICAL DATA**

Children* with Delinquent Referrals by Race and Sex for CY 2008

	White	African American	Native American	Asian	Mixed Race	Unknown Race	Total
Male	582	699	1	4	13	6	1,305
Female	249	389	1	2	8	10	659
Unknown Sex	0	0	0	0	0	1	1
Totals	831	1,088	2	6	21	17	1,965

Children* with Status/Unruly Referrals by Race and Sex for CY 2008

	White	African American	Native American	Asian	Mixed Race	Unknown Race	Total
Male	317	518	0	2	6	13	856
Female	271	420	2	0	6	6	705
Unknown Sex	0	0	0	0	0	0	
Totals	588	938	2	2	12	19	1,561

Children* with Dependency/Neglect/Abuse Allegations by Race and Sex for CY 2008

	White	African American	Native American	Asian	Mixed Race	Unknown Race	Total
Male	32	49	0	0	1	4	86
Female	30	40	0	0	0	8	78
Unknown Sex	0	0	0	0	0	2	2
Totals	62	89	0	0	1	14	166

* A child may be counted in more than one category

**TENNESSEE COUNCIL OF JUVENILE AND FAMILY COURT JUDGES
2008 HAMILTON COUNTY JUVENILE COURT STATISTICAL DATA**

Delinquent Referrals by Race and Sex for CY 2008

	White	African American	Native American	Asian	Mixed Race	Unknown Race	Total
Male	1,316	1,901	3	14	52	8	3,294
Female	483	843	4	2	27	23	1,382
Unknown Sex	0	0	0	0	0	2	2
Totals	1,799	2,744	7	16	79	33	4,678

Status/Unruly Referrals by Race and Sex for CY 2008

	White	African American	Native American	Asian	Mixed Race	Unknown Race	Total
Male	392	682	0	3	21	13	1,111
Female	335	572	2	0	10	7	926
Unknown Sex	0	0	0	0	0	0	0
Totals	727	1,254	2	3	31	20	2,037

Dependency/Neglect/Abuse Allegations by Race and Sex for CY 2008

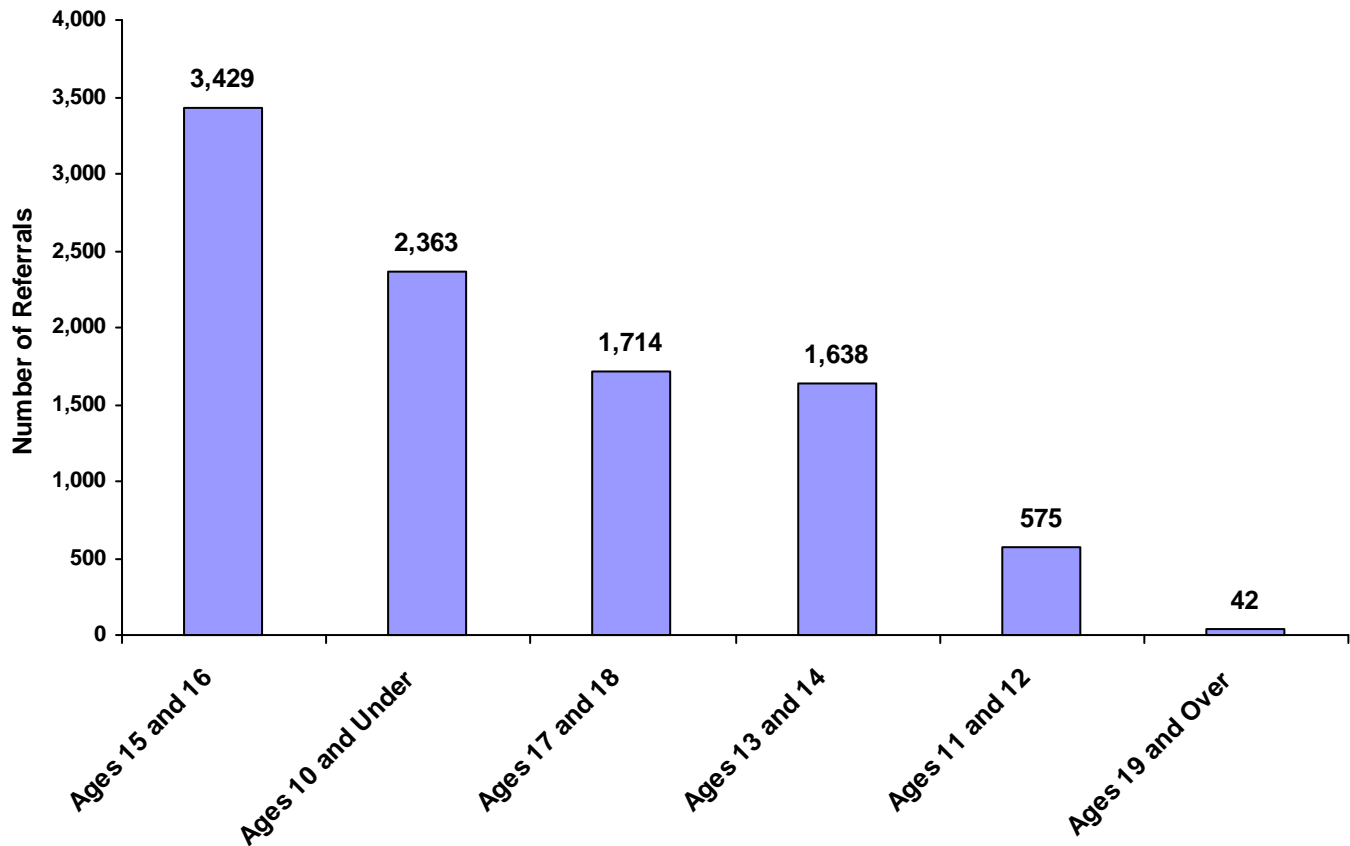
	White	African American	Native American	Asian	Mixed Race	Unknown Race	Total
Male	52	93	0	0	4	8	157
Female	47	83	0	0	0	15	145
Unknown Sex	0	0	0	0	0	4	4
Totals	99	176	0	0	4	27	306

**TENNESSEE COUNCIL OF JUVENILE AND FAMILY COURT JUDGES
2008 HAMILTON COUNTY JUVENILE COURT STATISTICAL DATA**

Referrals by Age Group, Race and Sex for CY 2008

	White Male	African American Male	Other Race Male	White Female	African American Female	Other Race Female	Unknown Race or Sex	Total	% of Total Referrals
Birth through Age 10	441	664	9	500	646	17	86	2,363	24.21%
Ages 11 and 12	112	228	3	79	144	1	8	575	5.89%
Ages 13 and 14	334	687	19	199	361	15	23	1,638	16.78%
Ages 15 and 16	811	1,254	64	467	781	28	24	3,429	35.13%
Ages 17 and 18	580	597	12	209	301	6	9	1,714	17.56%
Ages 19 and Over	7	11	1	4	19	0	0	42	0.43%
All Age Group Totals	2,285	3,441	108	1,458	2,252	67	150	9,761	

Total Referrals by Age Group

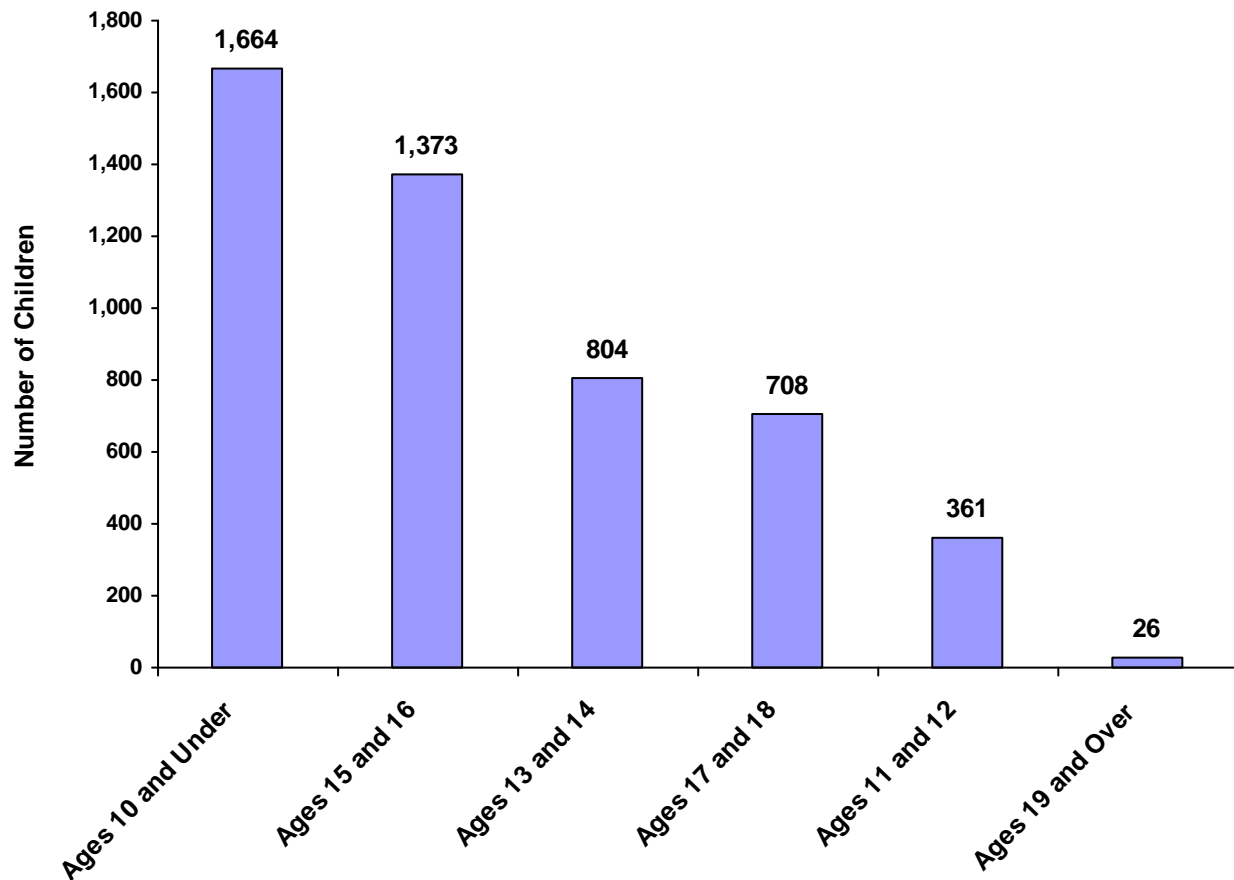


**TENNESSEE COUNCIL OF JUVENILE AND FAMILY COURT JUDGES
2008 HAMILTON COUNTY JUVENILE COURT STATISTICAL DATA**

Children Referred by Age Group, Race and Sex for CY 2008

	White Male	African American Male	Other Race Male	White Female	African American Female	Other Race Female	Unknown Race or Sex	Total	% of All Children Referred
Ages 10 and Under	326	481	8	346	441	15	47	1,664	33.71%
Ages 11 through 12	81	119	3	56	97	1	4	361	7.31%
Ages 13 through 14	191	278	3	119	194	6	13	804	16.29%
Ages 15 through 16	366	421	15	225	323	8	15	1,373	27.82%
Ages 17 through 18	225	224	3	110	137	3	6	708	14.34%
Ages 19 and Over	4	6	1	3	12	0	0	26	0.53%
Total	1,193	1,529	33	859	1,204	33	85	4,936	

Total Children by Age Group

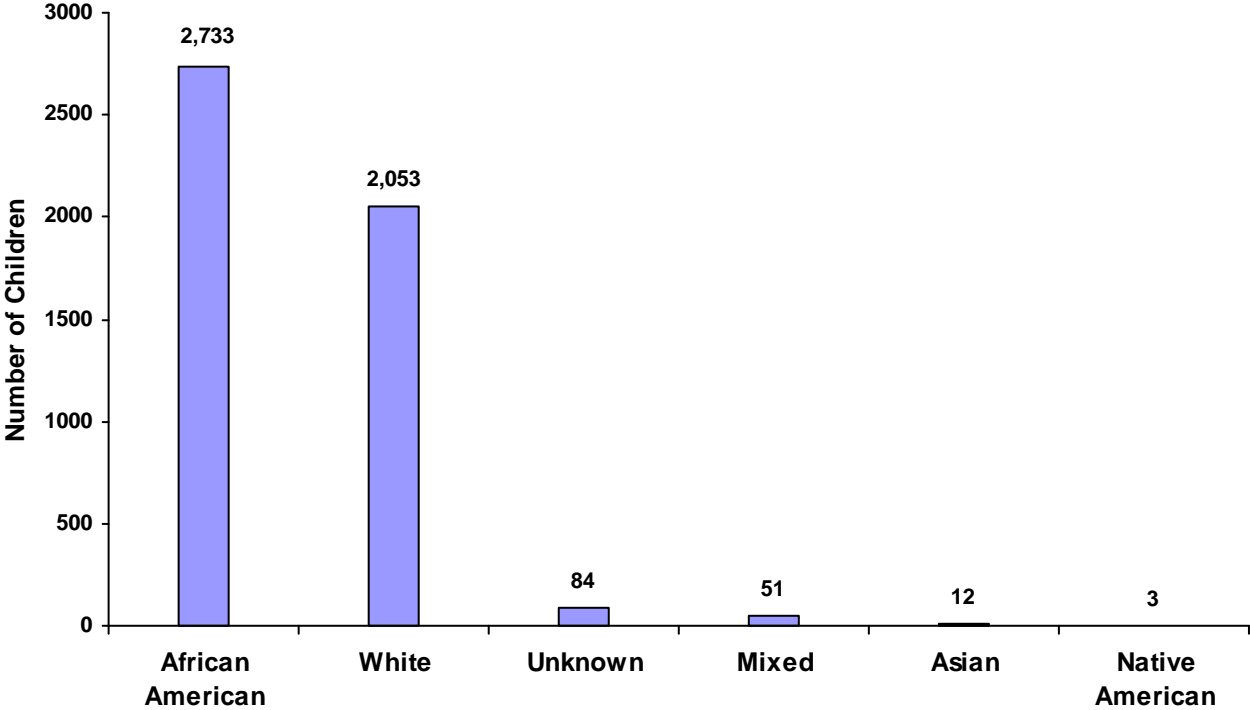


**TENNESSEE COUNCIL OF JUVENILE AND FAMILY COURT JUDGES
2008 HAMILTON COUNTY JUVENILE COURT STATISTICAL DATA**

Children Referred by Race and Sex for CY 2008

Race	Male	Female	Unknown	Total
White	1,193	859	1	2,053
African American	1,529	1,204	0	2,733
Native American	1	2	0	3
Asian	7	5	0	12
Mixed	25	26	0	51
Unknown	41	34	9	84
Total	2,796	2,130	10	4,936

Total Children by Race

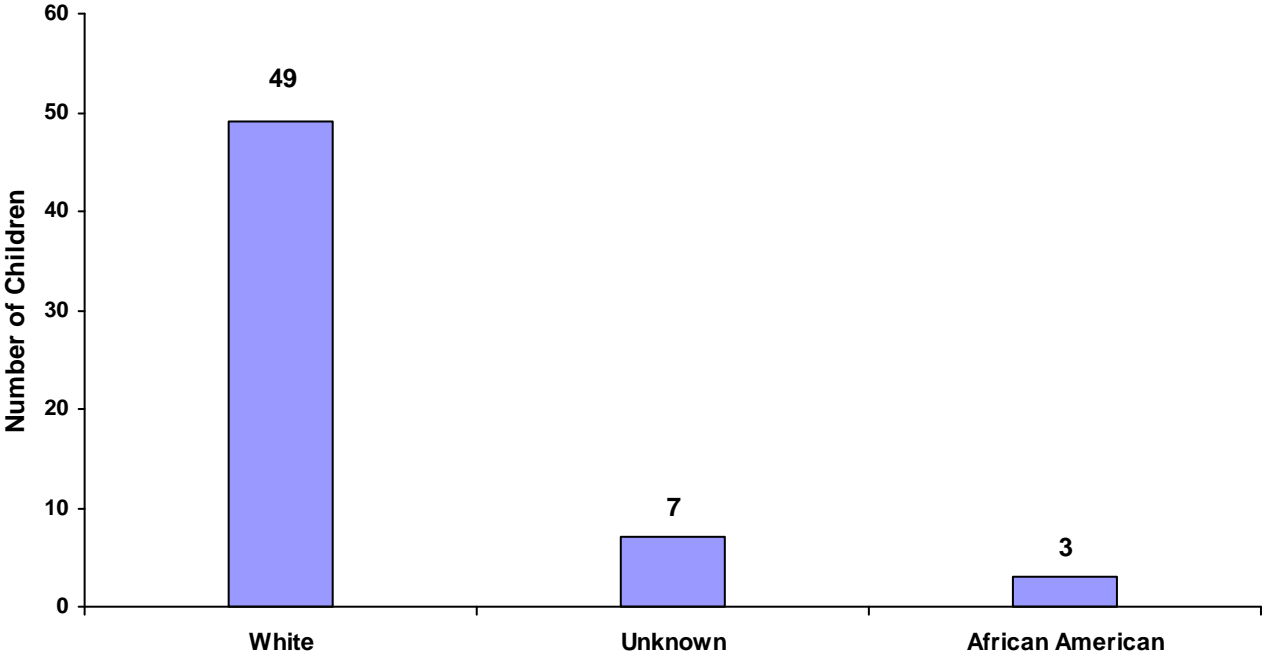


**TENNESSEE COUNCIL OF JUVENILE AND FAMILY COURT JUDGES
2008 HAMILTON COUNTY JUVENILE COURT STATISTICAL DATA**

Children of Hispanic Origin by Race and Sex for CY 2008

Race	Male	Female	Unknown	Total
White	36	13	0	49
African American	2	1	0	3
Native American	0	0	0	0
Asian	0	0	0	0
Mixed	0	0	0	0
Unknown	5	2	0	7
Total	43	16	0	59

Total Children of Hispanic Origin by Race



**TENNESSEE COUNCIL OF JUVENILE AND FAMILY COURT JUDGES
2008 HAMILTON COUNTY JUVENILE COURT STATISTICAL DATA**

Referrals by Type of Offense, Age Group, Race and Sex for CY 2008

	White Male	African American Male	Other Race Male	White Female	African American Female	Other Race Female	Unknown Race or Sex	Total
Delinquent								
Ages 10 and Under	20	33	0	5	23	1	9	91
Ages 11 through 12	38	93	1	15	33	0	5	185
Ages 13 through 14	193	432	14	83	162	11	8	903
Ages 15 through 16	566	882	45	242	435	18	7	2,195
Ages 17 through 18	497	459	9	138	190	3	4	1,300
Ages 19 and Over	2	2	0	0	0	0	0	4
Total	1,316	1,901	69	483	843	33	33	4,678
Status								
Ages 10 and Under	65	115	1	70	111	1	6	369
Ages 11 through 12	33	64	0	19	36	0	1	153
Ages 13 through 14	81	165	4	53	116	1	3	423
Ages 15 through 16	174	238	18	146	226	8	7	817
Ages 17 through 18	39	100	1	47	83	2	3	275
Ages 19 and Over	0	0	0	0	0	0	0	0
Total	392	682	24	335	572	12	20	2,037
Dependency and Neglect								
Ages 10 and Under	36	66	4	33	50	0	20	209
Ages 11 through 12	5	9	0	5	7	0	1	27
Ages 13 through 14	5	6	0	4	2	0	1	18
Ages 15 through 16	5	10	0	5	21	0	3	44
Ages 17 through 18	1	1	0	0	0	0	2	4
Ages 19 and Over	0	1	0	0	3	0	0	4
Total	52	93	4	47	83	0	27	306
Other Violations								
Ages 10 and Under	0	0	0	0	0	0	0	0
Ages 11 through 12	0	0	0	0	0	0	0	0
Ages 13 through 14	0	0	0	0	0	0	0	0
Ages 15 through 16	0	0	0	0	0	0	0	0
Ages 17 through 18	0	0	0	0	0	0	0	0
Ages 19 and Over	0	0	0	0	0	0	0	0
Total	0	0	0	0	0	0	0	0

**TENNESSEE COUNCIL OF JUVENILE AND FAMILY COURT JUDGES
2008 HAMILTON COUNTY JUVENILE COURT STATISTICAL DATA**

Referrals by Type of Offense, Age Group, Race and Sex for CY 2008

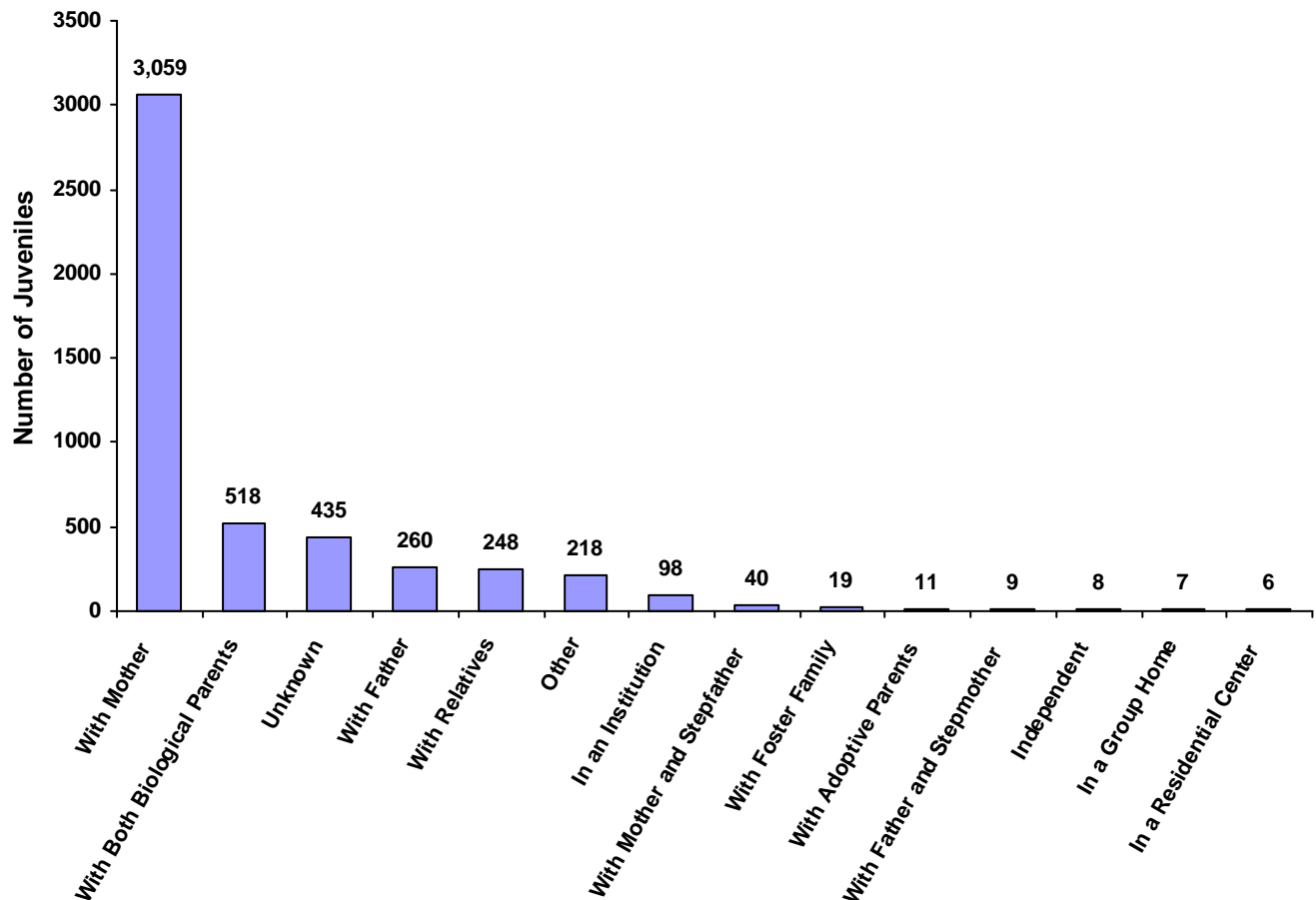
	White Male	African American Male	Other Race Male	White Female	African American Female	Other Race Female	Unknown Race or Sex	Total
Special Proceedings								
Ages 10 and Under	308	418	4	372	435	12	39	1,588
Ages 11 through 12	32	57	2	38	62	1	1	193
Ages 13 through 14	39	69	1	45	70	3	7	234
Ages 15 through 16	35	78	0	57	80	1	4	255
Ages 17 through 18	12	20	0	18	17	1	0	68
Ages 19 and Over	0	0	0	0	0	0	0	0
Total	426	642	7	530	664	18	51	2,338
Other								
Ages 10 and Under	12	32	0	20	27	3	12	106
Ages 11 through 12	4	5	0	2	6	0	0	17
Ages 13 through 14	16	15	0	14	11	0	4	60
Ages 15 through 16	31	46	1	17	19	1	3	118
Ages 17 through 18	31	17	2	6	11	0	0	67
Ages 19 and Over	5	8	1	4	16	0	0	34
Total	99	123	4	63	90	4	19	402
Grand Total	2,285	3,441	108	1,458	2,252	67	150	9,761

TENNESSEE COUNCIL OF JUVENILE AND FAMILY COURT JUDGES 2008 HAMILTON COUNTY JUVENILE COURT STATISTICAL DATA

Living Arrangement of Juveniles by Race and Sex for CY 2008

	White Male	African American Male	Other Race Male	White Female	African American Female	Other Race Female	Unknown Race or Sex	Total	% of All Children Referred
With Both Biological Parents	249	75	9	129	43	2	11	518	10.49%
With Father and Stepmother	4	0	0	3	1	0	1	9	0.18%
With Mother and Stepfather	16	8	0	10	6	0	0	40	0.81%
With Mother	622	1,031	12	480	864	15	35	3,059	61.97%
With Father	87	69	4	59	35	2	4	260	5.27%
With Relatives	43	91	2	48	59	3	2	248	5.02%
With Adoptive Parents	1	2	0	2	5	0	1	11	0.22%
With Foster Family	3	5	1	4	3	0	3	19	0.38%
In a Group Home	1	1	1	3	1	0	0	7	0.14%
In a Residential Center	2	1	0	1	2	0	0	6	0.12%
In an Institution	15	46	1	5	22	1	8	98	1.99%
Independent	2	0	0	2	4	0	0	8	0.16%
Unknown	106	123	3	81	105	6	11	435	8.81%
Other	42	77	0	32	54	4	9	218	4.42%
Totals	1,193	1,529	33	859	1,204	33	85	4,936	

Living Arrangement of Juveniles



**TENNESSEE COUNCIL OF JUVENILE AND FAMILY COURT JUDGES
2008 HAMILTON COUNTY JUVENILE COURT STATISTICAL DATA**

Last Grade Completed by Children by Race and Sex for CY 2008

	White Male	African American Male	Other Race Male	White Female	African American Female	Other Race Female	Unknown Race or Sex	Total	% of All Children Referred
Too Young for School	27	64	1	24	53	2	3	174	3.53%
Preschool	6	9	0	10	18	0	0	43	0.87%
Kindergarten	12	31	1	18	31	0	3	96	1.94%
1st Grade	18	29	1	21	25	0	1	95	1.92%
2nd Grade	20	27	0	8	18	1	0	74	1.50%
3rd Grade	19	33	1	11	20	0	0	84	1.70%
4th Grade	18	26	0	11	7	0	0	62	1.26%
5th Grade	15	30	0	4	15	0	0	64	1.30%
6th Grade	39	75	0	19	42	1	2	178	3.61%
7th Grade	43	76	2	36	46	1	1	205	4.15%
8th Grade	66	82	1	33	61	1	3	247	5.00%
9th Grade	77	79	4	39	70	1	0	270	5.47%
10th Grade	63	78	7	40	66	2	2	258	5.23%
11th Grade	44	34	0	27	27	1	0	133	2.69%
12th Grade	15	20	0	9	8	0	0	52	1.05%
Non-Graded Special Ed	0	0	0	0	0	0	0	0	0.00%
GED	4	6	0	0	1	0	0	11	0.22%
Graduated	2	0	0	2	0	0	0	4	0.08%
Never Attended School	1	3	0	0	1	0	0	5	0.10%
Unknown	700	827	15	546	694	23	70	2,875	58.25%
Other	4	0	0	1	1	0	0	6	0.12%
Totals	1,193	1,529	33	859	1,204	33	85	4,936	

Children Enrolled in School

	Children	% of All Children
Enrolled	1,999	40.50%
Not Enrolled	236	4.78%
Unknown	2,701	54.72%
	4,936	

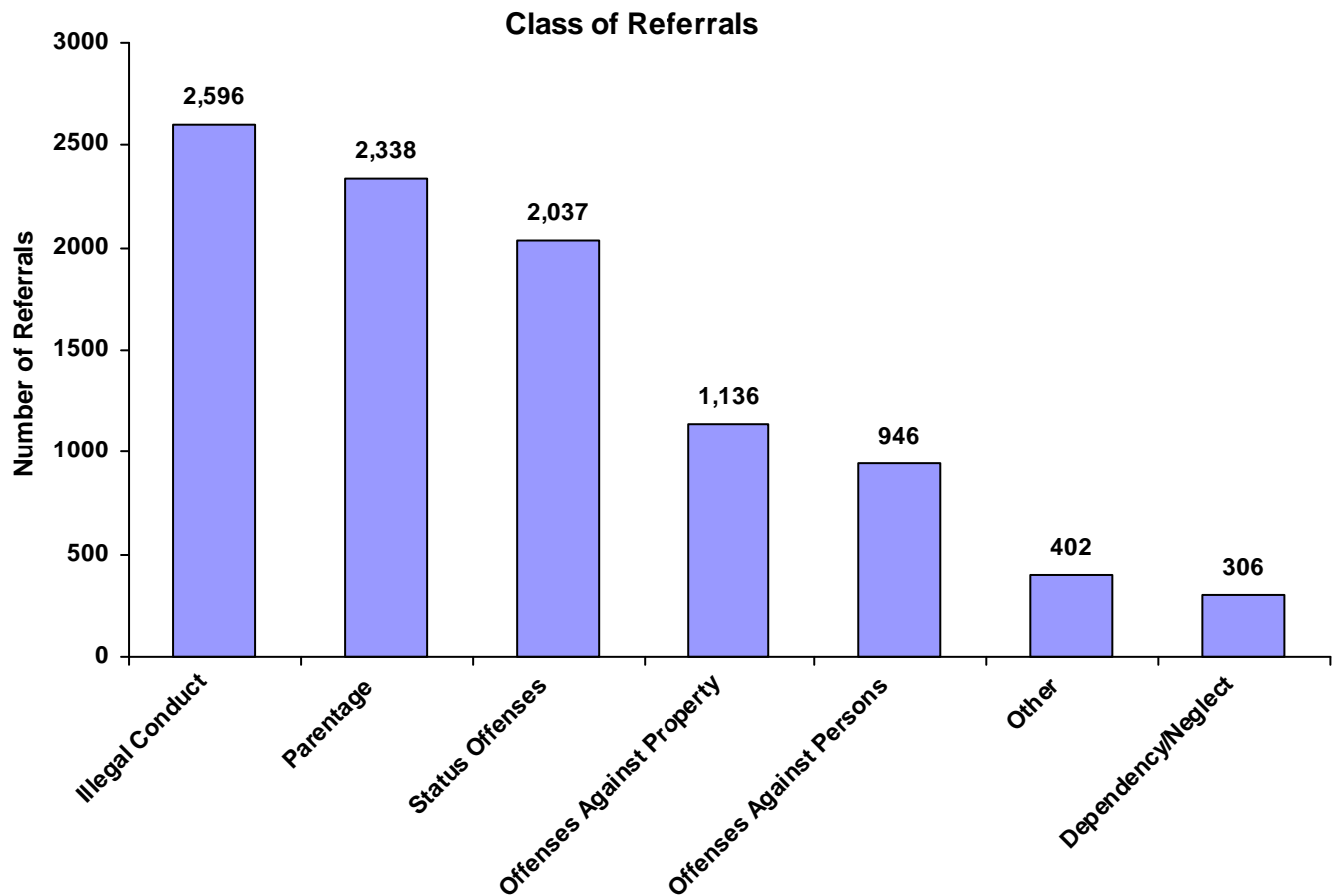
Children Enrolled in Special Education

	Children	% of All Children
Enrolled	76	1.54%
Not Enrolled	943	19.11%
Unknown	3,917	79.36%
	4,936	

**TENNESSEE COUNCIL OF JUVENILE AND FAMILY COURT JUDGES
2008 HAMILTON COUNTY JUVENILE COURT STATISTICAL DATA**

Class of Referrals by Race and Sex for CY 2008

	White Male	African American Male	Other Race Male	White Female	African American Female	Other Race Female	Unknown Race or Sex	Total	% of Total Referrals
Offenses Against Persons	243	389	5	117	179	7	6	946	9.69%
Offenses Against Property	353	452	21	145	151	11	3	1,136	11.64%
Illegal Conduct	720	1,060	43	221	513	15	24	2,596	26.60%
Status Offenses	392	682	24	335	572	12	20	2,037	20.87%
Dependency/Neglect	52	93	4	47	83	0	27	306	3.13%
Other Violation Proceedings	0	0	0	0	0	0	0	0	0.00%
Parentage	426	642	7	530	664	18	51	2,338	23.95%
Special Proceedings	0	0	0	0	0	0	0	0	0.00%
Other	99	123	4	63	90	4	19	402	4.12%
Totals	2,285	3,441	108	1,458	2,252	67	150	9,761	



**TENNESSEE COUNCIL OF JUVENILE AND FAMILY COURT JUDGES
2008 HAMILTON COUNTY JUVENILE COURT STATISTICAL DATA**

Referrals by Class and Type Of Offense by Race and Sex for CY 2008

	White Male	African American Male	Other Race Male	White Female	African American Female	Other Race Female	Unknown Race or Sex	Total
<u>Offenses Against Persons</u>								
Assault	169	230	3	91	145	5	3	646
Aggravated Assault	32	54	1	17	19	0	3	126
Reckless Endangerment	11	15	1	7	3	0	0	37
Aggravated Robbery	3	31	0	0	2	0	0	36
Other Sexual Offenses	10	20	0	0	5	0	0	35
Rape	9	17	0	0	1	0	0	27
Robbery	1	10	0	2	2	2	0	17
Aggravated Sexual Battery	3	7	0	0	0	0	0	10
Attempted Crime Against a Person	0	4	0	0	1	0	0	5
Criminal Homicide	2	0	0	0	0	0	0	2
1st Degree Murder	0	1	0	0	0	0	0	1
Esp. Aggravated Robbery	1	0	0	0	0	0	0	1
Esp. Aggravated Kidnapping	1	0	0	0	0	0	0	1
Aggravated Kidnapping	1	0	0	0	0	0	0	1
Aggravated Child Abuse / Neglect	0	0	0	0	1	0	0	1
2nd Degree Murder	0	0	0	0	0	0	0	0
Aggravated Rape	0	0	0	0	0	0	0	0
Rape of a Child	0	0	0	0	0	0	0	0
Aggravated Vehicular Homicide	0	0	0	0	0	0	0	0
Voluntary Manslaughter	0	0	0	0	0	0	0	0
Vehicular Homicide	0	0	0	0	0	0	0	0
Sexual Abuse of a Child	0	0	0	0	0	0	0	0
Criminally Negligent Homicide	0	0	0	0	0	0	0	0
Totals	243	389	5	117	179	7	6	946
<u>Offenses Against Property</u>								
Theft of Property	178	246	10	113	115	7	3	672
Vandalism	90	81	3	17	26	2	0	219
Burglary	55	44	0	1	1	0	0	101
Aggravated Burglary	16	65	5	3	1	2	0	92
Unauthorized Use of a Vehicle	7	8	3	3	7	0	0	28
Cruelty to Animals	7	4	0	0	1	0	0	12
Arson	0	0	0	6	0	0	0	6
Aggravated Arson	0	1	0	2	0	0	0	3
Forgery	0	2	0	0	0	0	0	2
Illegal Poss/Use of Credit/Debit Cards	0	1	0	0	0	0	0	1
Worthless Checks	0	0	0	0	0	0	0	0
Totals	353	452	21	145	151	11	3	1,136

**TENNESSEE COUNCIL OF JUVENILE AND FAMILY COURT JUDGES
2008 HAMILTON COUNTY JUVENILE COURT STATISTICAL DATA**

Referrals by Class and Type Of Offense by Race and Sex for CY 2008

	White Male	African American Male	Other Race Male	White Female	African American Female	Other Race Female	Unknown Race or Sex	Total
<u>Illegal Conduct</u>								
Violation of Probation	156	353	6	53	126	5	6	705
Disorderly Conduct	83	226	12	46	240	3	3	613
Possession of Controlled Substances	114	103	7	25	13	0	3	265
Traffic	77	52	6	13	12	0	0	160
Criminal Trespass	37	57	4	4	16	2	0	120
Possession/Consumption of Alcohol	75	7	1	27	2	0	1	113
Contempt of Court	18	30	0	8	24	1	8	89
Resist Stop/Frisk/Halt/Arrest/Search	16	44	2	3	21	0	0	86
Other Drug Offenses	52	4	0	13	3	0	0	72
Unlawful Carrying / Poss of a Weapon	9	48	0	0	6	0	0	63
Violation of Aftercare	4	33	1	3	16	0	1	58
Evading Arrest	14	31	2	3	2	0	0	52
Criminal Impersonation	12	19	0	6	10	3	0	50
Carrying Weapons on School Property	9	8	0	3	7	0	0	27
Harassment	4	2	0	5	11	0	0	22
Public Intoxication	15	2	1	4	0	0	0	22
Filing a False Police Report	4	6	0	4	4	0	0	18
Sale of Controlled Substances	7	10	0	0	0	0	0	17
Gambling	0	16	0	0	0	0	0	16
Driving Under Influence (DUI)	11	0	1	1	0	0	2	15
Escape	3	5	0	0	0	0	0	8
Aggravated Criminal Trespass	0	4	0	0	0	1	0	5
Criminal Attempt	0	0	0	0	0	0	0	0
Failure to Appear	0	0	0	0	0	0	0	0
Local Ordinances	0	0	0	0	0	0	0	0
Violation of Wildlife Regulations	0	0	0	0	0	0	0	0
Totals	720	1,060	43	221	513	15	24	2,596
<u>Status Offenses</u>								
Truancy	195	384	7	171	325	4	9	1,095
Unruly Behavior	71	140	2	70	104	1	4	392
In-State Runaway	46	124	12	66	135	6	1	390
Possession of Tobacco Products	63	21	1	21	1	1	6	114
Violation of Curfew	17	13	2	7	7	0	0	46
Out-of-State Runaway	0	0	0	0	0	0	0	0
Violation of a Valid Court Order	0	0	0	0	0	0	0	0
Totals	392	682	24	335	572	12	20	2,037
<u>Dependency/Neglect</u>								
Dependency / Neglect	37	62	1	37	49	0	19	205
Termination of Parental Rights	6	22	3	3	19	0	3	56
Physically Abused Child	9	9	0	7	15	0	5	45
Sexually Abused Child	0	0	0	0	0	0	0	0
Totals	52	93	4	47	83	0	27	306

**TENNESSEE COUNCIL OF JUVENILE AND FAMILY COURT JUDGES
2008 HAMILTON COUNTY JUVENILE COURT STATISTICAL DATA**

Referrals by Class and Type Of Offense by Race and Sex for CY 2008

	White Male	African American Male	Other Race Male	White Female	African American Female	Other Race Female	Unknown Race or Sex	Total
<u>Other Violation Proceedings</u>								
Violation of Pretrial Diversion	0	0	0	0	0	0	0	0
Violation of Informal Adjustment	0	0	0	0	0	0	0	0
Totals	0	0	0	0	0	0	0	0
<u>Parentage</u>								
Custody	371	563	7	463	557	18	47	2,026
Visitation	55	79	0	67	107	0	4	312
Paternity / Legitimation	0	0	0	0	0	0	0	0
Child Support	0	0	0	0	0	0	0	0
Totals	426	642	7	530	664	18	51	2,338
<u>Special Proceedings</u>								
Judicial Review	0	0	0	0	0	0	0	0
Administrative Review	0	0	0	0	0	0	0	0
Foster Care Review	0	0	0	0	0	0	0	0
Request for Medical Treatment	0	0	0	0	0	0	0	0
Consent to Marry	0	0	0	0	0	0	0	0
Totals	0	0	0	0	0	0	0	0
<u>Other</u>								
Other	99	123	4	63	90	4	19	402
Totals	99	123	4	63	90	4	19	402
All Referral Totals	2,285	3,441	108	1,458	2,252	67	150	9,761

**TENNESSEE COUNCIL OF JUVENILE AND FAMILY COURT JUDGES
2008 HAMILTON COUNTY JUVENILE COURT STATISTICAL DATA**

Referral Reasons by Type of Offense, Race and Sex for CY 2008

	White Male	African American Male	Other Race Male	White Female	African American Female	Other Race Female	Unknown Race or Sex	Total
Delinquent								
Violation of Probation	156	353	6	53	126	5	6	705
Theft of Property	178	246	10	113	115	7	3	672
Assault	169	230	3	91	145	5	3	646
Disorderly Conduct	83	226	12	46	240	3	3	613
Possession of Controlled Substances	114	103	7	25	13	0	3	265
Vandalism	90	81	3	17	26	2	0	219
Traffic	77	52	6	13	12	0	0	160
Aggravated Assault	32	54	1	17	19	0	3	126
Criminal Trespass	37	57	4	4	16	2	0	120
Possession/Consumption of Alcohol	75	7	1	27	2	0	1	113
Burglary	55	44	0	1	1	0	0	101
Aggravated Burglary	16	65	5	3	1	2	0	92
Contempt of Court	18	30	0	8	24	1	8	89
Resist Stop/Frisk/Halt/Arrest/Search	16	44	2	3	21	0	0	86
Other Drug Offenses	52	4	0	13	3	0	0	72
Unlawful Carrying / Poss of a Weapon	9	48	0	0	6	0	0	63
Violation of Aftercare	4	33	1	3	16	0	1	58
Evading Arrest	14	31	2	3	2	0	0	52
Criminal Impersonation	12	19	0	6	10	3	0	50
Reckless Endangerment	11	15	1	7	3	0	0	37
Aggravated Robbery	3	31	0	0	2	0	0	36
Other Sexual Offenses	10	20	0	0	5	0	0	35
Unauthorized Use of a Vehicle	7	8	3	3	7	0	0	28
Rape	9	17	0	0	1	0	0	27
Carrying Weapons on School Property	9	8	0	3	7	0	0	27
Harassment	4	2	0	5	11	0	0	22
Public Intoxication	15	2	1	4	0	0	0	22
Filing a False Police Report	4	6	0	4	4	0	0	18
Robbery	1	10	0	2	2	2	0	17
Sale of Controlled Substances	7	10	0	0	0	0	0	17
Gambling	0	16	0	0	0	0	0	16
Driving Under Influence (DUI)	11	0	1	1	0	0	2	15
Cruelty to Animals	7	4	0	0	1	0	0	12
Aggravated Sexual Battery	3	7	0	0	0	0	0	10
Escape	3	5	0	0	0	0	0	8
Arson	0	0	0	6	0	0	0	6
Attempted Crime Against a Person	0	4	0	0	1	0	0	5
Aggravated Criminal Trespass	0	4	0	0	0	1	0	5
Aggravated Arson	0	1	0	2	0	0	0	3
Criminal Homicide	2	0	0	0	0	0	0	2
Forgery	0	2	0	0	0	0	0	2
1st Degree Murder	0	1	0	0	0	0	0	1
Esp. Aggravated Robbery	1	0	0	0	0	0	0	1
Esp. Aggravated Kidnapping	1	0	0	0	0	0	0	1
Aggravated Kidnapping	1	0	0	0	0	0	0	1
Aggravated Child Abuse / Neglect	0	0	0	0	1	0	0	1
Illegal Poss/Use of Credit/Debit Cards	0	1	0	0	0	0	0	1
2nd Degree Murder	0	0	0	0	0	0	0	0
Aggravated Rape	0	0	0	0	0	0	0	0
Rape of a Child	0	0	0	0	0	0	0	0
Aggravated Vehicular Homicide	0	0	0	0	0	0	0	0
Voluntary Manslaughter	0	0	0	0	0	0	0	0

**TENNESSEE COUNCIL OF JUVENILE AND FAMILY COURT JUDGES
2008 HAMILTON COUNTY JUVENILE COURT STATISTICAL DATA**

Referral Reasons by Type of Offense, Race and Sex for CY 2008

	White Male	African American Male	Other Race Male	White Female	African American Female	Other Race Female	Unknown Race or Sex	Total
<u>Delinquent</u>								
Vehicular Homicide	0	0	0	0	0	0	0	0
Sexual Abuse of a Child	0	0	0	0	0	0	0	0
Criminally Negligent Homicide	0	0	0	0	0	0	0	0
Worthless Checks	0	0	0	0	0	0	0	0
Criminal Attempt	0	0	0	0	0	0	0	0
Failure to Appear	0	0	0	0	0	0	0	0
Local Ordinances	0	0	0	0	0	0	0	0
Violation of Wildlife Regulations	0	0	0	0	0	0	0	0
Totals	1,316	1,901	69	483	843	33	33	4,678
<u>Status</u>								
Truancy	195	384	7	171	325	4	9	1,095
Unruly Behavior	71	140	2	70	104	1	4	392
In-State Runaway	46	124	12	66	135	6	1	390
Possession of Tobacco Products	63	21	1	21	1	1	6	114
Violation of Curfew	17	13	2	7	7	0	0	46
Out-of-State Runaway	0	0	0	0	0	0	0	0
Violation of a Valid Court Order	0	0	0	0	0	0	0	0
Totals	392	682	24	335	572	12	20	2,037
<u>Dependency and Neglect</u>								
Dependency / Neglect	37	62	1	37	49	0	19	205
Termination of Parental Rights	6	22	3	3	19	0	3	56
Physically Abused Child	9	9	0	7	15	0	5	45
Sexually Abused Child	0	0	0	0	0	0	0	0
Totals	52	93	4	47	83	0	27	306
<u>Other Violations</u>								
Violation of Pretrial Diversion	0	0	0	0	0	0	0	0
Violation of Informal Adjustment	0	0	0	0	0	0	0	0
Totals	0	0	0	0	0	0	0	0
<u>Special Proceedings</u>								
Custody	371	563	7	463	557	18	47	2,026
Visitation	55	79	0	67	107	0	4	312
Judicial Review	0	0	0	0	0	0	0	0
Administrative Review	0	0	0	0	0	0	0	0
Foster Care Review	0	0	0	0	0	0	0	0
Paternity / Legitimation	0	0	0	0	0	0	0	0
Child Support	0	0	0	0	0	0	0	0
Request for Medical Treatment	0	0	0	0	0	0	0	0
Consent to Marry	0	0	0	0	0	0	0	0
Totals	426	642	7	530	664	18	51	2,338
<u>Other</u>								
Other	99	123	4	63	90	4	19	402
Totals	99	123	4	63	90	4	19	402
All Referral Totals	2,285	3,441	108	1,458	2,252	67	150	9,761

**TENNESSEE COUNCIL OF JUVENILE AND FAMILY COURT JUDGES
2008 HAMILTON COUNTY JUVENILE COURT STATISTICAL DATA**

Top 4 Referral Reasons by Race and Sex for CY 2008

Sex	Race	Referral Reason	Total
Male			
	White	1. Custody	371
		2. Truancy	195
		3. Theft of Property	178
		4. Assault	169
	African American	1. Custody	563
		2. Truancy	384
		3. Violation of Probation	353
		4. Theft of Property	246
	Other Race	1. In-State Runaway	12
		2. Disorderly Conduct	12
		3. Theft of Property	10
		4. Custody	7
Female			
	White	1. Custody	463
		2. Truancy	171
		3. Theft of Property	113
		4. Assault	91
	African American	1. Custody	557
		2. Truancy	325
		3. Disorderly Conduct	240
		4. Assault	145
	Other Race	1. Custody	18
		2. Theft of Property	7
		3. In-State Runaway	6
		4. Assault	5
Unknown			
	Unknown	1. Custody	47
		2. Other	19
		3. Dependency / Neglect	19
		4. Truancy	9

**TENNESSEE COUNCIL OF JUVENILE AND FAMILY COURT JUDGES
2008 HAMILTON COUNTY JUVENILE COURT STATISTICAL DATA**

Top 4 Referral Reasons by Race and Sex and by Type of Offense for CY 2008

Sex	Race	Referral Type	Referral Reason	Total
Male	White	Delinquent	1. Theft of Property	178
			2. Assault	169
			3. Violation of Probation	156
			4. Possession of Controlled Substances	114
		Status	1. Truancy	195
			2. Unruly Behavior	71
			3. Possession of Tobacco Products	63
			4. In-State Runaway	46
		Dependency and Neglect	1. Dependency / Neglect	37
			2. Physically Abused Child	9
			3. Termination of Parental Rights	6
			4. In-State Runaway	46
		Special Proceedings	1. Custody	371
			2. Visitation	55
		Other	1. Other	99
		Male	African American	Delinquent
2. Theft of Property	246			
3. Assault	230			
4. Disorderly Conduct	226			
Status	1. Truancy			384
	2. Unruly Behavior			140
	3. In-State Runaway			124
	4. Possession of Tobacco Products			21
Dependency and Neglect	1. Dependency / Neglect			62
	2. Termination of Parental Rights			22
	3. Physically Abused Child			9
	4. Possession of Tobacco Products			21
Special Proceedings	1. Custody			563
	2. Visitation			79
Other	1. Other			123
Male	Other Race			Delinquent
		2. Theft of Property	10	
		3. Possession of Controlled Substances	7	
		4. Violation of Probation	6	
		Status	1. In-State Runaway	12
			2. Truancy	7
			3. Violation of Curfew	2
			4. Unruly Behavior	2
		Dependency and Neglect	1. Termination of Parental Rights	3
			2. Dependency / Neglect	1
		Special Proceedings	1. Custody	7
		Other	1. Other	4

**TENNESSEE COUNCIL OF JUVENILE AND FAMILY COURT JUDGES
2008 HAMILTON COUNTY JUVENILE COURT STATISTICAL DATA**

Top 4 Referral Reasons by Race and Sex and by Type of Offense for CY 2008

Sex	Race	Referral Type	Referral Reason	Total		
Female	White	Delinquent	1. Theft of Property	113		
			2. Assault	91		
			3. Violation of Probation	53		
			4. Disorderly Conduct	46		
		Status	1. Truancy	171		
			2. Unruly Behavior	70		
			3. In-State Runaway	66		
			4. Possession of Tobacco Products	21		
		Dependency and Neglect	1. Dependency / Neglect	37		
			2. Physically Abused Child	7		
			3. Termination of Parental Rights	3		
		Special Proceedings	1. Custody	463		
			2. Visitation	67		
		Other	1. Other	63		
		Female	African American	Delinquent	1. Disorderly Conduct	240
					2. Assault	145
3. Violation of Probation	126					
4. Theft of Property	115					
Status	1. Truancy			325		
	2. In-State Runaway			135		
	3. Unruly Behavior			104		
	4. Violation of Curfew			7		
Dependency and Neglect	1. Dependency / Neglect			49		
	2. Termination of Parental Rights			19		
	3. Physically Abused Child			15		
Special Proceedings	1. Custody			557		
	2. Visitation			107		
Other	1. Other			90		
Female	Other Race			Delinquent	1. Theft of Property	7
					2. Assault	5
		3. Violation of Probation	5			
		4. Disorderly Conduct	3			
		Status	1. In-State Runaway	6		
			2. Truancy	4		
			3. Possession of Tobacco Products	1		
		Special Proceedings	4. Unruly Behavior	1		
			1. Custody	18		
		Other	1. Other	4		

**TENNESSEE COUNCIL OF JUVENILE AND FAMILY COURT JUDGES
2008 HAMILTON COUNTY JUVENILE COURT STATISTICAL DATA**

Top 4 Referral Reasons by Race and Sex and by Type of Offense for CY 2008

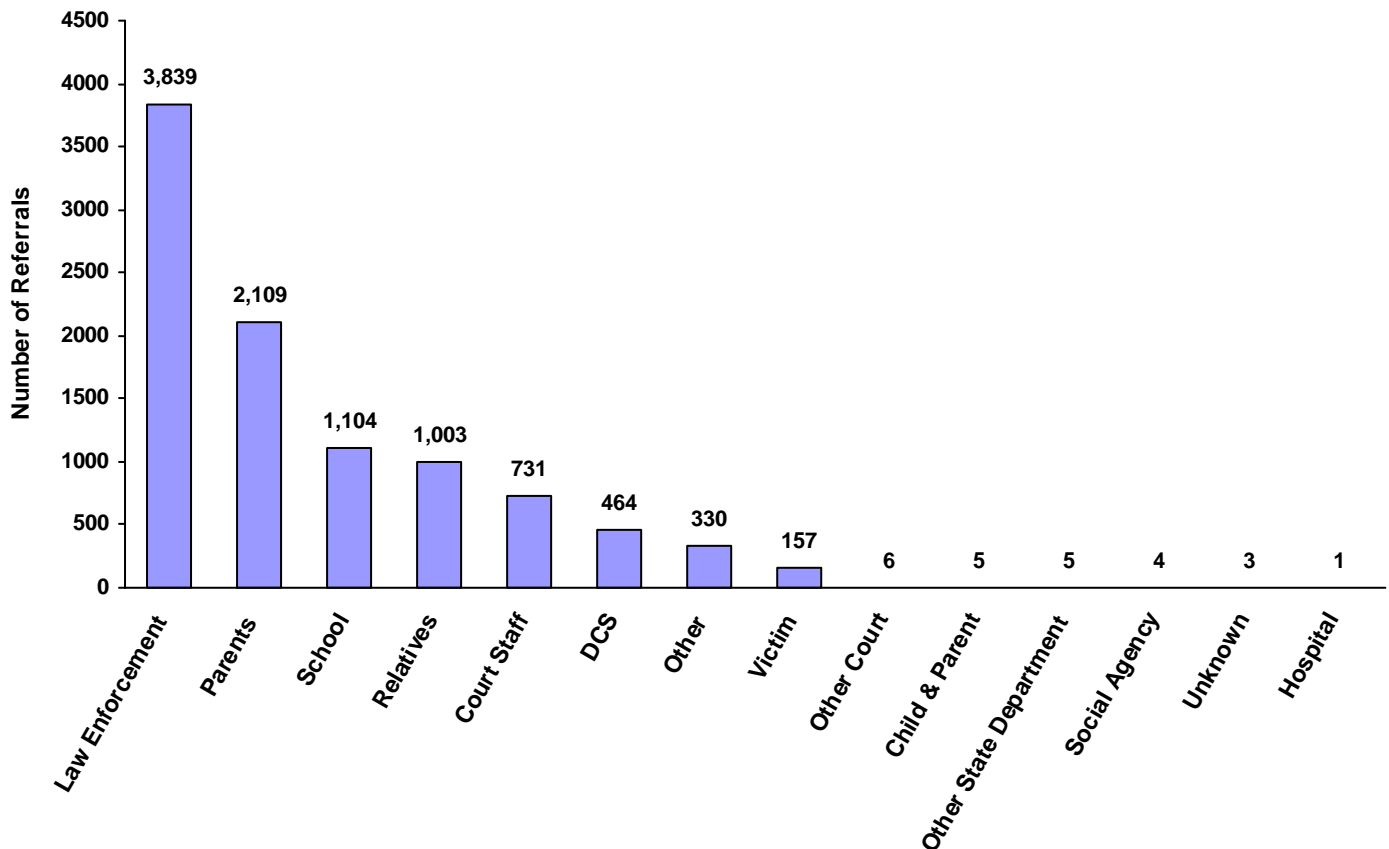
Sex	Race	Referral Type	Referral Reason	Total
Unknown	Unknown	Delinquent	1. Contempt of Court	8
			2. Violation of Probation	6
			3. Disorderly Conduct	3
			4. Theft of Property	3
		Status	1. Truancy	9
			2. Possession of Tobacco Products	6
			3. Unruly Behavior	4
			4. In-State Runaway	1
		Dependency and Neglect	1. Dependency / Neglect	19
			2. Physically Abused Child	5
			3. Termination of Parental Rights	3
		Special Proceedings	1. Custody	47
			2. Visitation	4
		Other	1. Other	19

**TENNESSEE COUNCIL OF JUVENILE AND FAMILY COURT JUDGES
2008 HAMILTON COUNTY JUVENILE COURT STATISTICAL DATA**

Source of Referrals by Race and Sex for CY 2008

	White Male	African American Male	Other Race Male	White Female	African American Female	Other Race Female	Unknown Race or Sex	Total	% of Total Referrals
Law Enforcement	1,210	1,451	64	408	657	24	25	3,839	39.33%
Parents	391	630	15	393	624	13	43	2,109	21.61%
Relatives	158	293	3	251	262	12	24	1,003	10.28%
Self	0	0	0	0	0	0	0	0	0.00%
School	195	392	7	169	328	4	9	1,104	11.31%
CSA	0	0	0	0	0	0	0	0	0.00%
DCS	66	155	2	73	135	3	30	464	4.75%
Other State Department	0	4	1	0	0	0	0	5	0.05%
District Attorney's Office	0	0	0	0	0	0	0	0	0.00%
Court Staff	159	360	5	59	136	5	7	731	7.49%
Social Agency	1	2	0	1	0	0	0	4	0.04%
Other Court	4	1	0	1	0	0	0	6	0.06%
Victim	18	65	4	21	41	4	4	157	1.61%
Child & Parent	0	0	2	2	1	0	0	5	0.05%
Hospital	0	0	0	1	0	0	0	1	0.01%
Unknown	1	0	0	1	1	0	0	3	0.03%
Other	82	88	5	78	67	2	8	330	3.38%
Totals	2,285	3,441	108	1,458	2,252	67	150	9,761	

Total Source of Referrals



**TENNESSEE COUNCIL OF JUVENILE AND FAMILY COURT JUDGES
2008 HAMILTON COUNTY JUVENILE COURT STATISTICAL DATA**

Six Most Frequent Referral Reasons by Source, Race and Sex for CY 2008

	White Male	African American Male	Other Race Male	White Female	African American Female	Other Race Female	Unknown Race or Sex	Total
<u>Law Enforcement</u>								
1. Disorderly Conduct	78	225	12	45	240	3	3	606
2. Assault	163	196	3	85	128	5	3	583
3. Theft of Property	164	209	7	91	84	3	3	561
4. Possession of Controlled Substances	107	96	7	25	13	0	2	250
5. Vandalism	84	70	3	8	24	2	0	191
6. Other	58	52	1	19	28	0	2	160
<u>Parents</u>								
1. Custody	200	264	3	197	265	7	21	957
2. Unruly Behavior	60	123	2	60	93	1	4	343
3. Visitation	54	77	0	62	103	0	4	300
4. In-State Runaway	29	85	9	39	100	2	0	264
5. Other	25	49	1	26	42	2	8	153
6. Contempt of Court	17	27	0	7	20	1	5	77
<u>Relatives</u>								
1. Custody	148	276	3	232	249	10	20	938
2. Other	4	2	0	11	5	2	2	26
3. Unruly Behavior	3	5	0	4	1	0	0	13
4. Visitation	1	2	0	2	4	0	0	9
5. In-State Runaway	1	3	0	2	2	0	0	8
6. Contempt of Court	0	3	0	0	1	0	2	6
<u>Self</u>								
1. NO REFERRAL SUBMITTED	0	0	0	0	0	0	0	0
<u>School</u>								
1. Truancy	194	384	7	169	325	4	9	1,092
2. Unruly Behavior	1	4	0	0	1	0	0	6
3. Theft of Property	0	3	0	0	1	0	0	4
4. Assault	0	1	0	0	0	0	0	1
5. Unauthorized Use of a Vehicle	0	0	0	0	1	0	0	1
<u>Community Service Agencies</u>								
1. NO REFERRAL SUBMITTED	0	0	0	0	0	0	0	0
<u>Department of Children's Services</u>								
1. Dependency / Neglect	32	58	1	36	45	0	18	190
2. In-State Runaway	13	29	1	20	27	3	1	94
3. Violation of Aftercare	4	33	0	3	14	0	1	55
4. Termination of Parental Rights	6	22	0	3	19	0	1	51
5. Physically Abused Child	9	8	0	7	15	0	5	44
6. Other	2	4	0	3	11	0	3	23

**TENNESSEE COUNCIL OF JUVENILE AND FAMILY COURT JUDGES
2008 HAMILTON COUNTY JUVENILE COURT STATISTICAL DATA**

Six Most Frequent Referral Reasons by Source, Race and Sex for CY 2008

	White Male	African American Male	Other Race Male	White Female	African American Female	Other Race Female	Unknown Race or Sex	Total
<u>Other State Department</u>								
1. Other Drug Offenses	0	2	0	0	0	0	0	2
2. Criminal Trespass	0	1	0	0	0	0	0	1
3. Possession of Controlled Substances	0	1	0	0	0	0	0	1
4. Violation of Aftercare	0	0	1	0	0	0	0	1
5. NO REFERRAL SUBMITTED	0	0	0	0	0	0	0	0
<u>District Attorney's Office</u>								
1. NO REFERRAL SUBMITTED	0	0	0	0	0	0	0	0
<u>Court Staff</u>								
1. Violation of Probation	153	350	5	53	126	5	6	698
2. Custody	0	5	0	1	5	0	0	11
3. Assault	0	2	0	0	3	0	0	5
4. Other	0	2	0	2	0	0	0	4
5. Unruly Behavior	0	1	0	1	0	0	0	2
6. Vandalism	2	0	0	0	0	0	0	2
<u>Social Agency</u>								
1. Assault	1	2	0	1	0	0	0	4
2. NO REFERRAL SUBMITTED	0	0	0	0	0	0	0	0
<u>Other Court</u>								
1. Other	1	0	0	1	0	0	0	2
2. Theft of Property	1	1	0	0	0	0	0	2
3. Possession of Controlled Substances	1	0	0	0	0	0	0	1
4. Violation of Probation	1	0	0	0	0	0	0	1
5. NO REFERRAL SUBMITTED	0	0	0	0	0	0	0	0
<u>Victim</u>								
1. Theft of Property	7	27	2	11	19	4	0	70
2. Assault	2	27	0	2	10	0	0	41
3. Vandalism	4	8	0	3	2	0	0	17
4. Harassment	0	0	0	5	6	0	0	11
5. Other	0	3	2	0	1	0	4	10
6. Contempt of Court	0	0	0	0	3	0	0	3
<u>Child & Parent</u>								
1. In-State Runaway	0	0	2	0	1	0	0	3
2. Unruly Behavior	0	0	0	2	0	0	0	2
3. NO REFERRAL SUBMITTED	0	0	0	0	0	0	0	0
<u>Hospital</u>								
1. Traffic	0	0	0	1	0	0	0	1
2. NO REFERRAL SUBMITTED	0	0	0	0	0	0	0	0

**TENNESSEE COUNCIL OF JUVENILE AND FAMILY COURT JUDGES
2008 HAMILTON COUNTY JUVENILE COURT STATISTICAL DATA**

Six Most Frequent Referral Reasons by Source, Race and Sex for CY 2008

	White Male	African American Male	Other Race Male	White Female	African American Female	Other Race Female	Unknown Race or Sex	Total
<u>Unknown</u>								
1. Custody	1	0	0	1	0	0	0	2
2. In-State Runaway	0	0	0	0	1	0	0	1
3. NO REFERRAL SUBMITTED	0	0	0	0	0	0	0	0
<u>Other</u>								
1. Custody	22	16	1	32	32	1	5	109
2. Theft of Property	5	6	1	11	11	0	0	34
3. Other	9	11	0	1	3	0	0	24
4. Unruly Behavior	6	5	0	2	7	0	0	20
5. In-State Runaway	2	7	0	5	4	1	0	19
6. Possession of Controlled Substances	6	6	0	0	0	0	0	12

**TENNESSEE COUNCIL OF JUVENILE AND FAMILY COURT JUDGES
2008 HAMILTON COUNTY JUVENILE COURT STATISTICAL DATA**

Source of Referrals by Type of Offense, Race and Sex for CY 2008

	White Male	African American Male	Other Race Male	White Female	African American Female	Other Race Female	Unknown Race or Sex	Total
<u>Delinquent</u>								
Law Enforcement	1,073	1,360	60	360	614	23	17	3,507
Court Staff	159	352	5	53	131	5	7	712
Other	39	49	1	36	21	0	1	147
Victim	18	62	2	21	40	4	0	147
Parents	18	28	0	7	20	1	5	79
DCS	4	34	0	4	14	0	1	57
Relatives	1	5	0	0	1	0	2	9
School	0	4	0	0	2	0	0	6
Other State Department	0	4	1	0	0	0	0	5
Other Court	3	1	0	0	0	0	0	4
Social Agency	1	2	0	1	0	0	0	4
Hospital	0	0	0	1	0	0	0	1
Child & Parent	0	0	0	0	0	0	0	0
CSA	0	0	0	0	0	0	0	0
District Attorney's Office	0	0	0	0	0	0	0	0
Self	0	0	0	0	0	0	0	0
Unknown	0	0	0	0	0	0	0	0
Totals	1,316	1,901	69	483	843	33	33	4,678

<u>Status/Unruly</u>								
School	195	388	7	169	326	4	9	1,098
Parents	89	208	11	100	193	3	4	608
Law Enforcement	79	36	3	29	10	1	6	164
DCS	13	29	1	20	27	3	1	94
Other	12	12	0	8	11	1	0	44
Relatives	4	8	0	6	3	0	0	21
Child & Parent	0	0	2	2	1	0	0	5
Court Staff	0	1	0	1	0	0	0	2
Unknown	0	0	0	0	1	0	0	1
CSA	0	0	0	0	0	0	0	0
District Attorney's Office	0	0	0	0	0	0	0	0
Hospital	0	0	0	0	0	0	0	0
Other Court	0	0	0	0	0	0	0	0
Other State Department	0	0	0	0	0	0	0	0
Self	0	0	0	0	0	0	0	0
Social Agency	0	0	0	0	0	0	0	0
Victim	0	0	0	0	0	0	0	0
Totals	392	682	24	335	572	12	20	2,037

**TENNESSEE COUNCIL OF JUVENILE AND FAMILY COURT JUDGES
2008 HAMILTON COUNTY JUVENILE COURT STATISTICAL DATA**

Source of Referrals by Type of Offense, Race and Sex for CY 2008

	White Male	African American Male	Other Race Male	White Female	African American Female	Other Race Female	Unknown Race or Sex	Total
<u>Dependency and Neglect</u>								
DCS	47	88	1	46	79	0	24	285
Parents	5	4	0	1	1	0	1	12
Other	0	0	3	0	0	0	2	5
Law Enforcement	0	1	0	0	3	0	0	4
Child & Parent	0	0	0	0	0	0	0	0
Court Staff	0	0	0	0	0	0	0	0
CSA	0	0	0	0	0	0	0	0
District Attorney's Office	0	0	0	0	0	0	0	0
Hospital	0	0	0	0	0	0	0	0
Other Court	0	0	0	0	0	0	0	0
Other State Department	0	0	0	0	0	0	0	0
Relatives	0	0	0	0	0	0	0	0
School	0	0	0	0	0	0	0	0
Self	0	0	0	0	0	0	0	0
Social Agency	0	0	0	0	0	0	0	0
Unknown	0	0	0	0	0	0	0	0
Victim	0	0	0	0	0	0	0	0
Totals	52	93	4	47	83	0	27	306

<u>Other Violations</u>								
Child & Parent	0	0	0	0	0	0	0	0
Court Staff	0	0	0	0	0	0	0	0
CSA	0	0	0	0	0	0	0	0
DCS	0	0	0	0	0	0	0	0
District Attorney's Office	0	0	0	0	0	0	0	0
Hospital	0	0	0	0	0	0	0	0
Law Enforcement	0	0	0	0	0	0	0	0
Other	0	0	0	0	0	0	0	0
Other Court	0	0	0	0	0	0	0	0
Other State Department	0	0	0	0	0	0	0	0
Parents	0	0	0	0	0	0	0	0
Relatives	0	0	0	0	0	0	0	0
School	0	0	0	0	0	0	0	0
Self	0	0	0	0	0	0	0	0
Social Agency	0	0	0	0	0	0	0	0
Unknown	0	0	0	0	0	0	0	0
Victim	0	0	0	0	0	0	0	0
Totals	0	0	0	0	0	0	0	0

**TENNESSEE COUNCIL OF JUVENILE AND FAMILY COURT JUDGES
2008 HAMILTON COUNTY JUVENILE COURT STATISTICAL DATA**

Source of Referrals by Type of Offense, Race and Sex for CY 2008

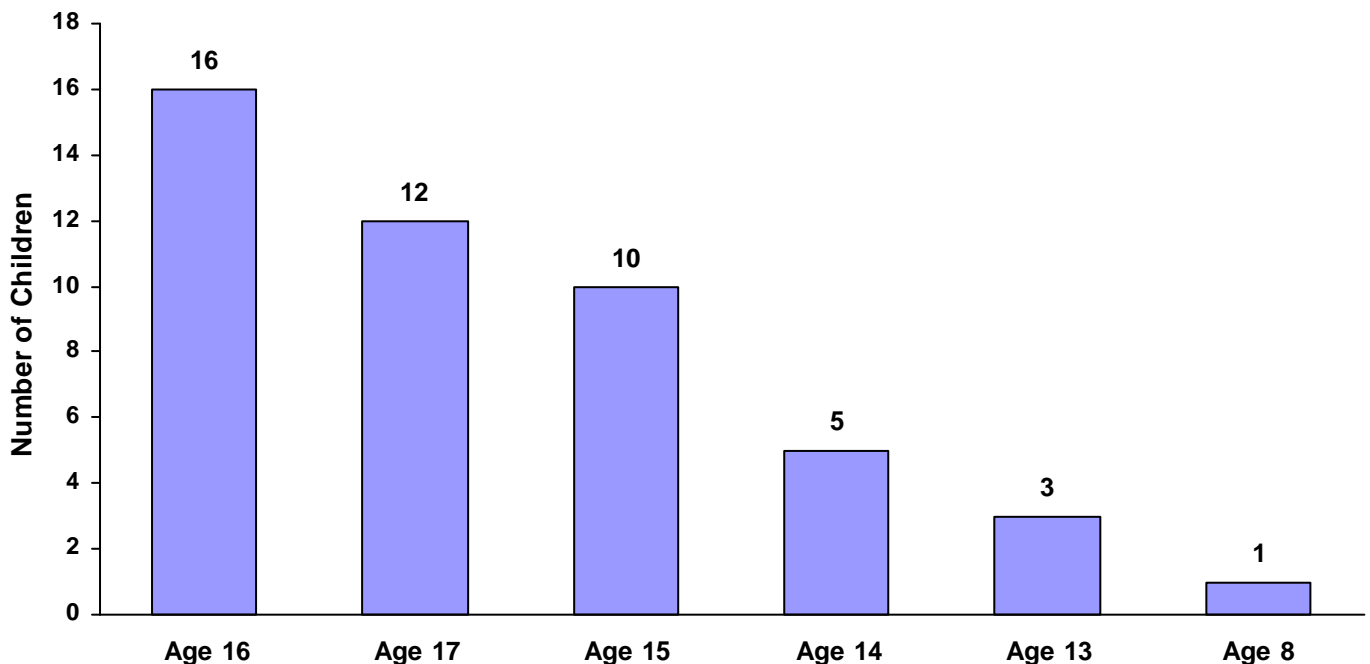
	White Male	African American Male	Other Race Male	White Female	African American Female	Other Race Female	Unknown Race or Sex	Total
<u>Special Proceedings</u>								
Parents	254	341	3	259	368	7	25	1,257
Relatives	149	278	3	234	253	10	20	947
Other	22	16	1	33	32	1	5	110
Court Staff	0	5	0	3	5	0	0	13
DCS	0	0	0	0	4	0	1	5
Law Enforcement	0	2	0	0	2	0	0	4
Unknown	1	0	0	1	0	0	0	2
Child & Parent	0	0	0	0	0	0	0	0
CSA	0	0	0	0	0	0	0	0
District Attorney's Office	0	0	0	0	0	0	0	0
Hospital	0	0	0	0	0	0	0	0
Other Court	0	0	0	0	0	0	0	0
Other State Department	0	0	0	0	0	0	0	0
School	0	0	0	0	0	0	0	0
Self	0	0	0	0	0	0	0	0
Social Agency	0	0	0	0	0	0	0	0
Victim	0	0	0	0	0	0	0	0
Totals	426	642	7	530	664	18	51	2,338
<u>Other</u>								
Law Enforcement	58	52	1	19	28	0	2	160
Parents	25	49	1	26	42	2	8	153
Relatives	4	2	0	11	5	2	2	26
Other	9	11	0	1	3	0	0	24
DCS	2	4	0	3	11	0	3	23
Victim	0	3	2	0	1	0	4	10
Court Staff	0	2	0	2	0	0	0	4
Other Court	1	0	0	1	0	0	0	2
Child & Parent	0	0	0	0	0	0	0	0
CSA	0	0	0	0	0	0	0	0
District Attorney's Office	0	0	0	0	0	0	0	0
Hospital	0	0	0	0	0	0	0	0
Other State Department	0	0	0	0	0	0	0	0
School	0	0	0	0	0	0	0	0
Self	0	0	0	0	0	0	0	0
Social Agency	0	0	0	0	0	0	0	0
Unknown	0	0	0	0	0	0	0	0
Totals	99	123	4	63	90	4	19	402
All Referral Source Totals	2,285	3,441	108	1,458	2,252	67	150	9,761

**TENNESSEE COUNCIL OF JUVENILE AND FAMILY COURT JUDGES
2008 HAMILTON COUNTY JUVENILE COURT STATISTICAL DATA**

**Children Referred for Unlawful Carrying/Possession of a Weapon for CY 2008
Total Children = 4,936**

	White Male	African American Male	Other Race Male	White Female	African American Female	Other Race Female	Unknown Race or Sex	Total	% of All Children Referred
Age Under 1	0	0	0	0	0	0	0	0	0.00%
Age 1	0	0	0	0	0	0	0	0	0.00%
Age 2	0	0	0	0	0	0	0	0	0.00%
Age 3	0	0	0	0	0	0	0	0	0.00%
Age 4	0	0	0	0	0	0	0	0	0.00%
Age 5	0	0	0	0	0	0	0	0	0.00%
Age 6	0	0	0	0	0	0	0	0	0.00%
Age 7	0	0	0	0	0	0	0	0	0.00%
Age 8	0	1	0	0	0	0	0	1	0.02%
Age 9	0	0	0	0	0	0	0	0	0.00%
Age 10	0	0	0	0	0	0	0	0	0.00%
Age 11	0	0	0	0	0	0	0	0	0.00%
Age 12	0	0	0	0	0	0	0	0	0.00%
Age 13	0	2	0	0	1	0	0	3	0.06%
Age 14	1	4	0	0	0	0	0	5	0.10%
Age 15	3	7	0	0	0	0	0	10	0.20%
Age 16	1	14	0	0	1	0	0	16	0.32%
Age 17	3	8	0	0	1	0	0	12	0.24%
Age 18	0	0	0	0	0	0	0	0	0.00%
Age 19 and Over	0	0	0	0	0	0	0	0	0.00%
Totals	8	36	0	0	3	0	0	47	

Total Children Referred for Unlawfully Carrying/Possessing Weapons



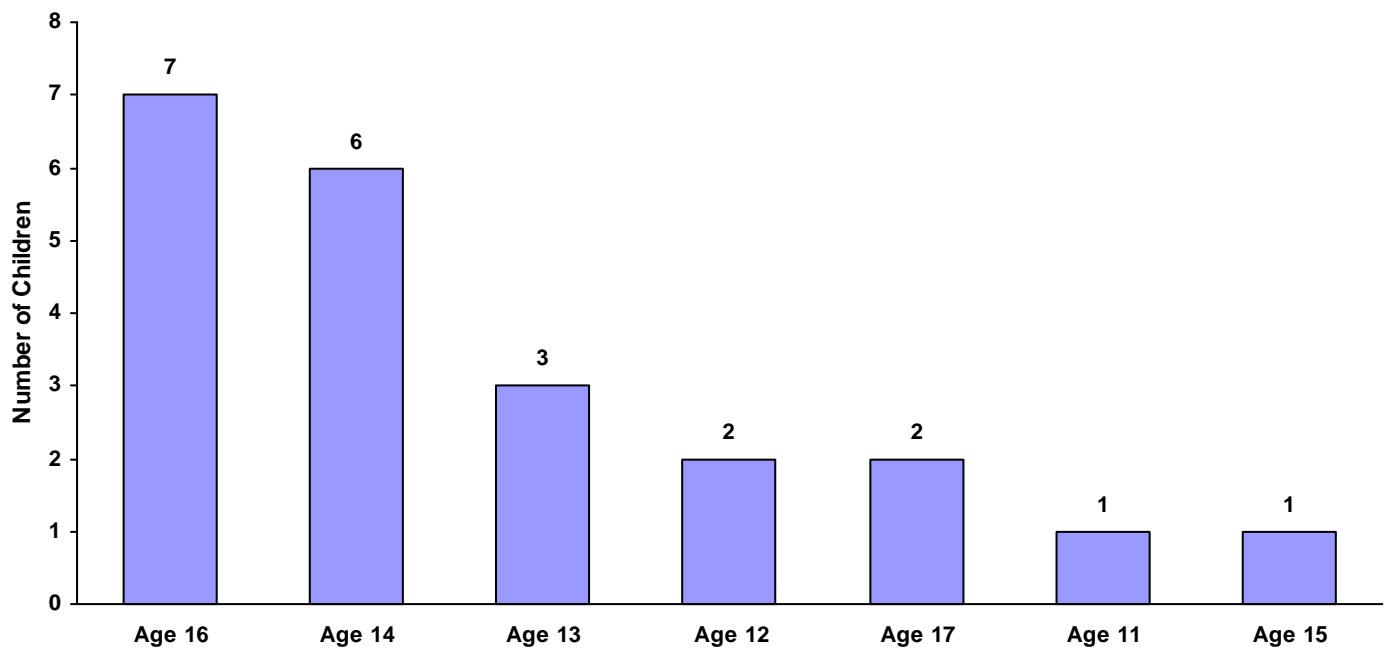
**TENNESSEE COUNCIL OF JUVENILE AND FAMILY COURT JUDGES
2008 HAMILTON COUNTY JUVENILE COURT STATISTICAL DATA**

Children Referred for Carrying Weapons on School Property for CY 2008

Total Children = 4,936

	White Male	African American Male	Other Race Male	White Female	African American Female	Other Race Female	Unknown Race or Sex	Total	% of Children Referred
Age Under 1	0	0	0	0	0	0	0	0	0.00%
Age 1	0	0	0	0	0	0	0	0	0.00%
Age 2	0	0	0	0	0	0	0	0	0.00%
Age 3	0	0	0	0	0	0	0	0	0.00%
Age 4	0	0	0	0	0	0	0	0	0.00%
Age 5	0	0	0	0	0	0	0	0	0.00%
Age 6	0	0	0	0	0	0	0	0	0.00%
Age 7	0	0	0	0	0	0	0	0	0.00%
Age 8	0	0	0	0	0	0	0	0	0.00%
Age 9	0	0	0	0	0	0	0	0	0.00%
Age 10	0	0	0	0	0	0	0	0	0.00%
Age 11	0	0	0	0	1	0	0	1	0.02%
Age 12	1	0	0	1	0	0	0	2	0.04%
Age 13	0	1	0	0	2	0	0	3	0.06%
Age 14	1	4	0	0	1	0	0	6	0.12%
Age 15	1	0	0	0	0	0	0	1	0.02%
Age 16	4	0	0	1	2	0	0	7	0.14%
Age 17	0	1	0	1	0	0	0	2	0.04%
Age 18	0	0	0	0	0	0	0	0	0.00%
Age 19 and Over	0	0	0	0	0	0	0	0	0.00%
Totals	7	6	0	3	6	0	0	22	

Total Children Referred for Carrying Weapons on School Property

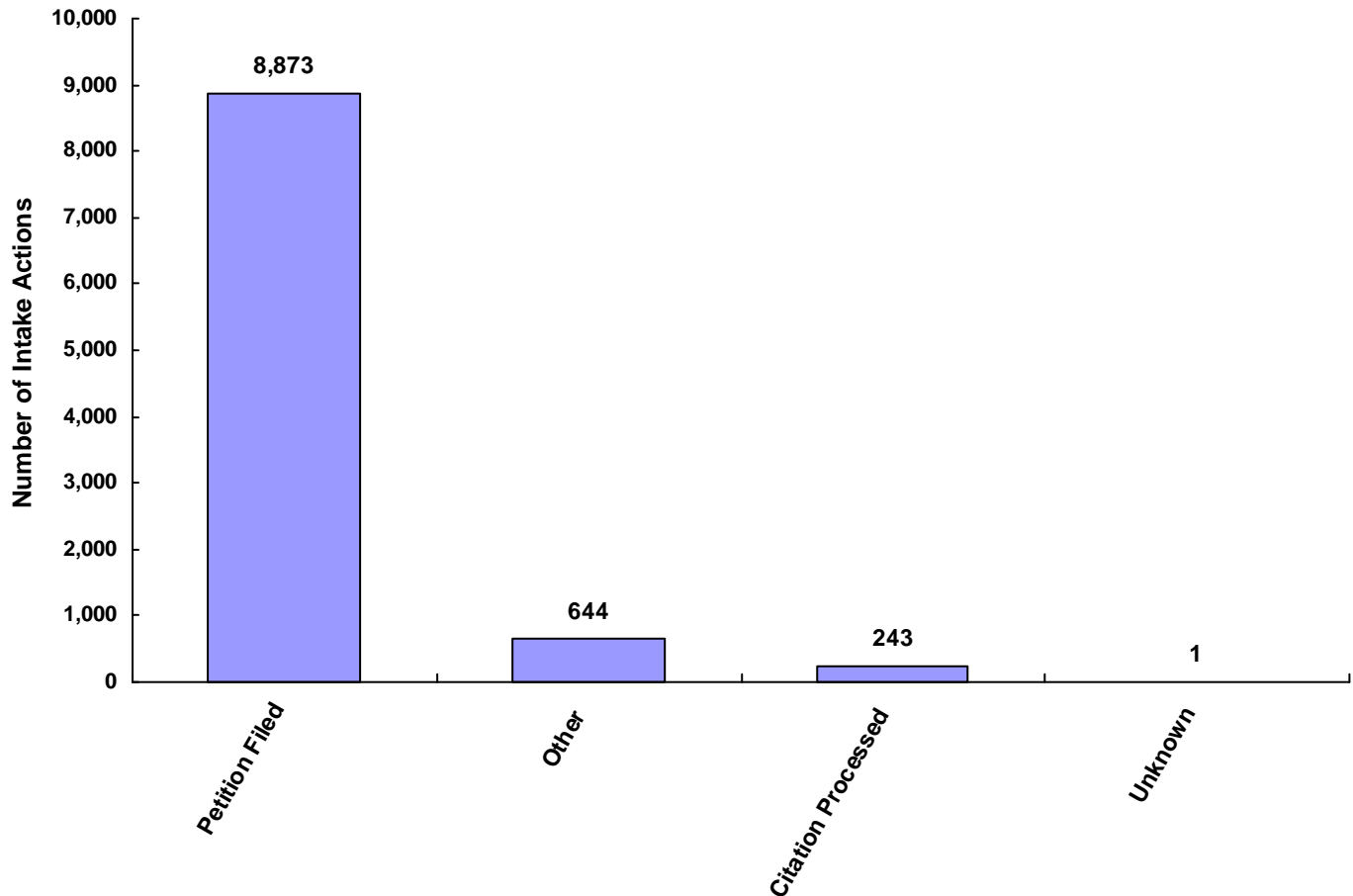


**TENNESSEE COUNCIL OF JUVENILE AND FAMILY COURT JUDGES
2008 HAMILTON COUNTY JUVENILE COURT STATISTICAL DATA**

Intake Actions at Referral by Race and Sex for CY 2008

	White Male	African American Male	Other Race Male	White Female	African American Female	Other Race Female	Unknown Race or Sex	Total	% of Total Referrals
Petition Filed	2,056	3,173	106	1,292	2,041	65	140	8,873	90.90%
Motion Filed	0	0	0	0	0	0	0	0	0.00%
Citation Processed	101	39	2	63	35	1	2	243	2.49%
Paternity Processed Notice	0	0	0	0	0	0	0	0	0.00%
Schedule Judicial Review	0	0	0	0	0	0	0	0	0.00%
Schedule Admin Review	0	0	0	0	0	0	0	0	0.00%
Schedule Foster Care Review	0	0	0	0	0	0	0	0	0.00%
Unknown	0	1	0	0	0	0	0	1	0.01%
Does Not Apply	0	0	0	0	0	0	0	0	0.00%
Other	128	228	0	103	176	1	8	644	6.60%
Totals	2,285	3,441	108	1,458	2,252	67	150	9,761	

Total Intake Actions at Referral



**TENNESSEE COUNCIL OF JUVENILE AND FAMILY COURT JUDGES
2008 HAMILTON COUNTY JUVENILE COURT STATISTICAL DATA**

Intake Actions of Referrals by Class of Offense, Race and Sex for CY 2008

	White Male	African American Male	Other Race Male	White Female	African American Female	Other Race Female	Unknown Race or Sex	Total
<u>Offenses Against Persons</u>								
Petition Filed	243	389	5	117	179	7	6	946
Motion Filed	0	0	0	0	0	0	0	0
Citation Processed	0	0	0	0	0	0	0	0
Notification of Paternity Processed	0	0	0	0	0	0	0	0
Scheduling of Judicial Review	0	0	0	0	0	0	0	0
Scheduling of Administrative Review	0	0	0	0	0	0	0	0
Scheduling of Foster Care Review	0	0	0	0	0	0	0	0
Unknown	0	0	0	0	0	0	0	0
Does Not Apply	0	0	0	0	0	0	0	0
Other	0	0	0	0	0	0	0	0
Totals	243	389	5	117	179	7	6	946

<u>Offenses Against Property</u>								
Petition Filed	306	422	20	103	130	10	3	994
Citation Processed	47	26	1	42	18	1	0	135
Other	0	4	0	0	3	0	0	7
Motion Filed	0	0	0	0	0	0	0	0
Notification of Paternity Processed	0	0	0	0	0	0	0	0
Scheduling of Judicial Review	0	0	0	0	0	0	0	0
Scheduling of Administrative Review	0	0	0	0	0	0	0	0
Scheduling of Foster Care Review	0	0	0	0	0	0	0	0
Unknown	0	0	0	0	0	0	0	0
Does Not Apply	0	0	0	0	0	0	0	0
Totals	353	452	21	145	151	11	3	1,136

<u>Illegal Conduct</u>								
Petition Filed	705	1,048	43	218	494	15	24	2,547
Citation Processed	14	11	0	3	17	0	0	45
Other	1	0	0	0	2	0	0	3
Unknown	0	1	0	0	0	0	0	1
Motion Filed	0	0	0	0	0	0	0	0
Notification of Paternity Processed	0	0	0	0	0	0	0	0
Scheduling of Judicial Review	0	0	0	0	0	0	0	0
Scheduling of Administrative Review	0	0	0	0	0	0	0	0
Scheduling of Foster Care Review	0	0	0	0	0	0	0	0
Does Not Apply	0	0	0	0	0	0	0	0
Totals	720	1,060	43	221	513	15	24	2,596

**TENNESSEE COUNCIL OF JUVENILE AND FAMILY COURT JUDGES
2008 HAMILTON COUNTY JUVENILE COURT STATISTICAL DATA**

Intake Actions of Referrals by Class of Offense, Race and Sex for CY 2008

	White Male	African American Male	Other Race Male	White Female	African American Female	Other Race Female	Unknown Race or Sex	Total
<u>Status Offenses</u>								
Petition Filed	226	456	23	215	401	11	10	1,342
Other	127	224	0	103	171	1	8	634
Citation Processed	39	2	1	17	0	0	2	61
Motion Filed	0	0	0	0	0	0	0	0
Notification of Paternity Processed	0	0	0	0	0	0	0	0
Scheduling of Judicial Review	0	0	0	0	0	0	0	0
Scheduling of Administrative Review	0	0	0	0	0	0	0	0
Scheduling of Foster Care Review	0	0	0	0	0	0	0	0
Unknown	0	0	0	0	0	0	0	0
Does Not Apply	0	0	0	0	0	0	0	0
Totals	392	682	24	335	572	12	20	2,037

<u>Dependency/Neglect</u>								
Petition Filed	52	93	4	47	83	0	27	306
Motion Filed	0	0	0	0	0	0	0	0
Citation Processed	0	0	0	0	0	0	0	0
Notification of Paternity Processed	0	0	0	0	0	0	0	0
Scheduling of Judicial Review	0	0	0	0	0	0	0	0
Scheduling of Administrative Review	0	0	0	0	0	0	0	0
Scheduling of Foster Care Review	0	0	0	0	0	0	0	0
Unknown	0	0	0	0	0	0	0	0
Does Not Apply	0	0	0	0	0	0	0	0
Other	0	0	0	0	0	0	0	0
Totals	52	93	4	47	83	0	27	306

<u>Other Violation Proceedings</u>								
Petition Filed	0	0	0	0	0	0	0	0
Motion Filed	0	0	0	0	0	0	0	0
Citation Processed	0	0	0	0	0	0	0	0
Notification of Paternity Processed	0	0	0	0	0	0	0	0
Scheduling of Judicial Review	0	0	0	0	0	0	0	0
Scheduling of Administrative Review	0	0	0	0	0	0	0	0
Scheduling of Foster Care Review	0	0	0	0	0	0	0	0
Unknown	0	0	0	0	0	0	0	0
Does Not Apply	0	0	0	0	0	0	0	0
Other	0	0	0	0	0	0	0	0
Totals	0	0	0	0	0	0	0	0

**TENNESSEE COUNCIL OF JUVENILE AND FAMILY COURT JUDGES
2008 HAMILTON COUNTY JUVENILE COURT STATISTICAL DATA**

Intake Actions of Referrals by Class of Offense, Race and Sex for CY 2008

	White Male	African American Male	Other Race Male	White Female	African American Female	Other Race Female	Unknown Race or Sex	Total
<u>Parentage</u>								
Petition Filed	426	642	7	530	664	18	51	2,338
Motion Filed	0	0	0	0	0	0	0	0
Citation Processed	0	0	0	0	0	0	0	0
Notification of Paternity Processed	0	0	0	0	0	0	0	0
Scheduling of Judicial Review	0	0	0	0	0	0	0	0
Scheduling of Administrative Review	0	0	0	0	0	0	0	0
Scheduling of Foster Care Review	0	0	0	0	0	0	0	0
Unknown	0	0	0	0	0	0	0	0
Does Not Apply	0	0	0	0	0	0	0	0
Other	0	0	0	0	0	0	0	0
Totals	426	642	7	530	664	18	51	2,338
<u>Special Proceedings</u>								
Petition Filed	0	0	0	0	0	0	0	0
Motion Filed	0	0	0	0	0	0	0	0
Citation Processed	0	0	0	0	0	0	0	0
Notification of Paternity Processed	0	0	0	0	0	0	0	0
Scheduling of Judicial Review	0	0	0	0	0	0	0	0
Scheduling of Administrative Review	0	0	0	0	0	0	0	0
Scheduling of Foster Care Review	0	0	0	0	0	0	0	0
Unknown	0	0	0	0	0	0	0	0
Does Not Apply	0	0	0	0	0	0	0	0
Other	0	0	0	0	0	0	0	0
Totals	0	0	0	0	0	0	0	0
<u>Other</u>								
Petition Filed	98	123	4	62	90	4	19	400
Citation Processed	1	0	0	1	0	0	0	2
Motion Filed	0	0	0	0	0	0	0	0
Notification of Paternity Processed	0	0	0	0	0	0	0	0
Scheduling of Judicial Review	0	0	0	0	0	0	0	0
Scheduling of Administrative Review	0	0	0	0	0	0	0	0
Scheduling of Foster Care Review	0	0	0	0	0	0	0	0
Unknown	0	0	0	0	0	0	0	0
Does Not Apply	0	0	0	0	0	0	0	0
Other	0	0	0	0	0	0	0	0
Totals	99	123	4	63	90	4	19	402
All Intake Action Totals	2,285	3,441	108	1,458	2,252	67	150	9,761

**TENNESSEE COUNCIL OF JUVENILE AND FAMILY COURT JUDGES
2008 HAMILTON COUNTY JUVENILE COURT STATISTICAL DATA**

Detention Statistics at Referral by Individual Child by Race and Sex for CY 2008

	White Male	African American Male	Other Race Male	White Female	African American Female	Other Race Female	Unknown Race or Sex	Total	% of Total Children
Unknown	823	1,103	26	598	882	29	71	3,532	71.56%
Does Not Apply	368	423	7	261	321	4	14	1,398	28.32%
Juvenile Detention Facility	1	2	0	0	0	0	0	3	0.06%
Other	1	1	0	0	1	0	0	3	0.06%
Non-Secure Placement	0	0	0	0	0	0	0	0	0.00%
Jail - Complete Separation	0	0	0	0	0	0	0	0	0.00%
Jail - Partial Separation	0	0	0	0	0	0	0	0	0.00%
Jail - No Separation	0	0	0	0	0	0	0	0	0.00%
Psychiatric Hospital	0	0	0	0	0	0	0	0	0.00%
Totals	1,193	1,529	33	859	1,204	33	85	4,936	

Detention Statistics at Referral by Individual Case for CY 2008

	Cases	% of Total Cases
Unknown	6,770	77.49%
Does Not Apply	1,948	22.30%
Other	12	0.14%
Juvenile Detention Facility	7	0.08%
Non-Secure Placement	0	0.00%
Jail - Complete Separation	0	0.00%
Jail - Partial Separation	0	0.00%
Jail - No Separation	0	0.00%
Psychiatric Hospital	0	0.00%
	8,737	100.00%

Detention Statistics above are reported separately by Child and by Case. One child may have multiple cases.

Does Not Apply: Refers to cases not eligible for detention due to the type of Referral or the decision not to detain.

**TENNESSEE COUNCIL OF JUVENILE AND FAMILY COURT JUDGES
2008 HAMILTON COUNTY JUVENILE COURT STATISTICAL DATA**

Placement after Secure Detention Hearing by Individual Child by Race and Sex for CY 2008

	White Male	African American Male	Other Race Male	White Female	African American Female	Other Race Female	Unknown Race or Sex	Total	% of Total Children
Does Not Apply	865	1,128	23	711	970	26	75	3,798	76.94%
Juvenile Detention Facility	187	246	6	65	103	5	1	613	12.42%
Unknown	140	152	4	83	128	2	9	518	10.49%
Other	1	1	0	0	2	0	0	4	0.08%
Foster Family Home	0	2	0	0	0	0	0	2	0.04%
Jail	0	0	0	0	1	0	0	1	0.02%
Returned to Prior Living Arr	0	0	0	0	0	0	0	0	0.00%
Shelter / Group Home	0	0	0	0	0	0	0	0	0.00%
Psychiatric Hospital	0	0	0	0	0	0	0	0	0.00%
Totals	1,193	1,529	33	859	1,204	33	85	4,936	

Placement after Secure Detention Hearing by Individual Case for CY 2008

	Cases	% of Total Cases
Does Not Apply	6,155	70.45%
Juvenile Detention Facility	1,408	16.12%
Unknown	1,156	13.23%
Other	11	0.13%
Foster Family Home	4	0.05%
Jail	3	0.03%
Returned to Prior Living Arrangement	0	0.00%
Shelter / Group Home	0	0.00%
Psychiatric Hospital	0	0.00%
	8,737	100.00%

Detention Statistics above are reported separately by Child and by Case. One child may have multiple cases.

Does Not Apply: Refers to cases not eligible for detention due to the type of Referral or the decision not to detain.

**TENNESSEE COUNCIL OF JUVENILE AND FAMILY COURT JUDGES
2008 HAMILTON COUNTY JUVENILE COURT STATISTICAL DATA**

Dispositional Procedures for CY 2008

Procedures used to Dispose or Adjust all Referrals

	Number	% of All Referrals
Formally Adjudicated	5,497	56.32%
Informally Adjusted	923	9.46%
Transfer to Adult Court Hearings and Charges Cleared	72	0.74%
Otherwise Handled	3,269	33.49%
	9,761	100.00%

Referrals Disposed by Formal Adjudicatory Proceedings

	Number	% of All Referrals
Dismissed	2,800	28.69%
Retired / Nolle Prosequi	40	0.41%
Complaint Substantiated Delinquent	2,112	21.64%
Complaint Substantiated Status Offender	429	4.40%
Complaint Substantiated Dependent/Neglect	115	1.18%
Complaint Substantiated Abused	0	0.00%
Complaint Substantiated Mentally Ill	1	0.01%
	5,497	56.33%

Referrals Disposed by Other Actions

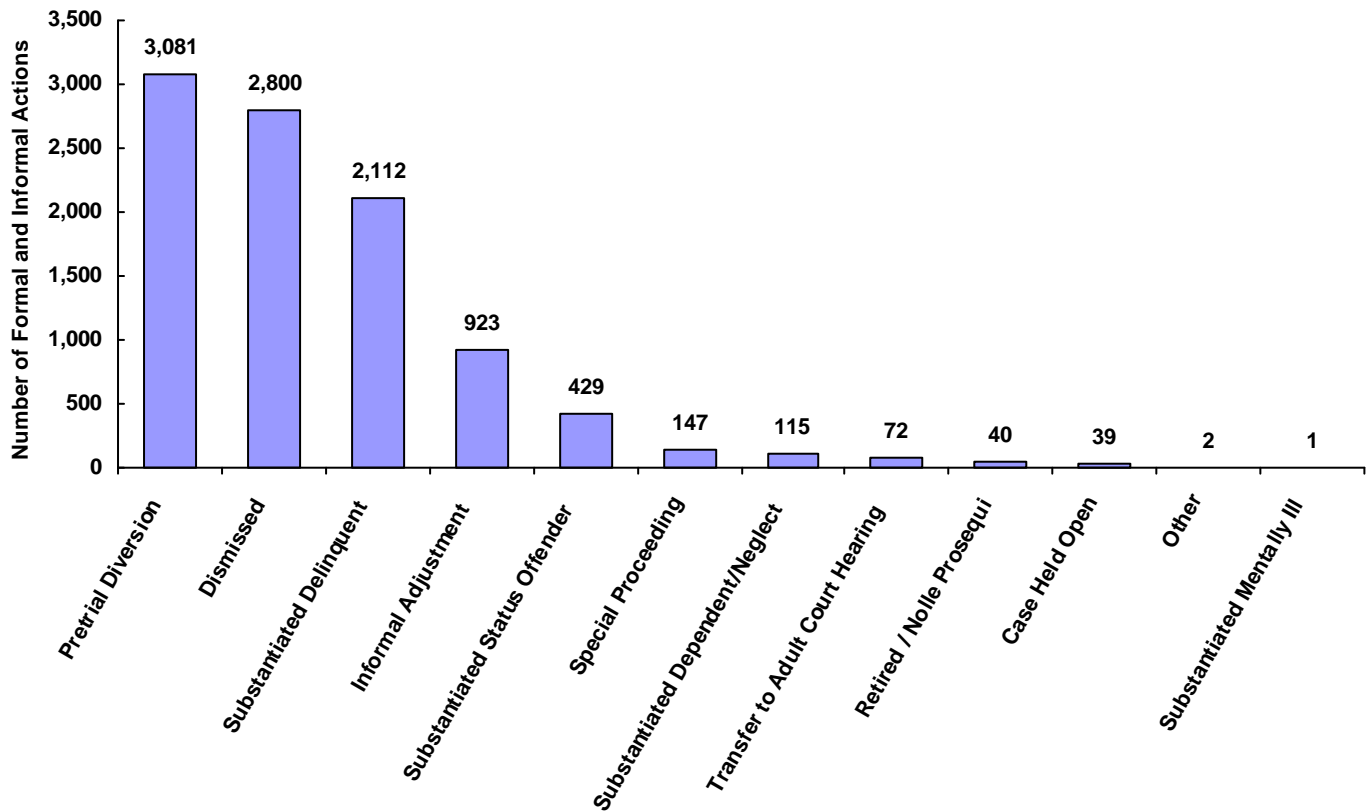
	Number	% of All Referrals
Informal Adjustment	923	9.46%
Transfer to Adult Court Hearing	72	0.74%
Charges Cleared by Transfer to Adult Court	0	0.00%
Pretrial Diversion	3,081	31.56%
Special Proceeding	147	1.51%
Review Concluded	0	0.00%
Case Held Open	39	0.40%
Other	2	0.02%
Unknown	0	0.00%
	4,264	43.69%

TENNESSEE COUNCIL OF JUVENILE AND FAMILY COURT JUDGES 2008 HAMILTON COUNTY JUVENILE COURT STATISTICAL DATA

Formal and Informal Actions by Race and Sex for CY 2008

	White Male	African American Male	Other Race Male	White Female	African American Female	Other Race Female	Unknown Race or Sex	Total	% of Total Referrals
Dismissed	634	876	20	484	726	22	38	2,800	28.69%
Retired / Nolle Prosequi	10	9	0	5	10	0	6	40	0.41%
Substantiated Delinquent	487	867	46	239	434	17	22	2,112	21.64%
Substantiated Status Offender	92	152	15	52	113	5	0	429	4.40%
Substantiated Dependent/Neglect	29	32	0	17	27	0	10	115	1.18%
Substantiated Abused	0	0	0	0	0	0	0	0	0.00%
Substantiated Mentally Ill	1	0	0	0	0	0	0	1	0.01%
Informal Adjustment	240	272	2	177	220	2	10	923	9.46%
Pretrial Diversion	753	1,115	24	449	659	20	61	3,081	31.56%
Transfer to Adult Court Hearing	9	51	0	0	12	0	0	72	0.74%
Cleared by Transfer to Adult Court	0	0	0	0	0	0	0	0	0.00%
Special Proceeding	23	54	1	25	41	1	2	147	1.51%
Review Concluded	0	0	0	0	0	0	0	0	0.00%
Case Held Open	7	13	0	8	10	0	1	39	0.40%
Unknown	0	0	0	0	0	0	0	0	0.00%
Other	0	0	0	2	0	0	0	2	0.02%
Totals	2,285	3,441	108	1,458	2,252	67	150	9,761	

Total Formal and Informal Actions



**TENNESSEE COUNCIL OF JUVENILE AND FAMILY COURT JUDGES
2008 HAMILTON COUNTY JUVENILE COURT STATISTICAL DATA**

Formal and Informal Actions by Type of Offense, Race and Sex for CY 2008

	White Male	African American Male	Other Race Male	White Female	African American Female	Other Race Female	Unknown Race or Sex	Total
<u>Delinquent</u>								
Pretrial Diversion	524	742	19	180	320	12	13	1,810
Complaint Substantiated Delinquent	326	662	38	101	238	11	5	1,381
Dismissed	344	388	11	135	225	9	14	1,126
Informal Adjustment	72	46	1	55	49	1	0	224
Transfer to Adult Court Hearing	9	49	0	0	10	0	0	68
Complaint Substantiated Status Offender	32	7	0	9	0	0	0	48
Retired / Nolle Prosequi	7	0	0	2	0	0	0	9
Case Held Open	1	5	0	1	1	0	1	9
Complaint Substantiated Dependent/Neglect	0	1	0	0	0	0	0	1
Complaint Substantiated Mentally Ill	1	0	0	0	0	0	0	1
Special Proceeding	0	1	0	0	0	0	0	1
Complaint Substantiated Abused	0	0	0	0	0	0	0	0
Charges Cleared by Transfer to Adult Court	0	0	0	0	0	0	0	0
Review Concluded	0	0	0	0	0	0	0	0
Unknown	0	0	0	0	0	0	0	0
Other	0	0	0	0	0	0	0	0
Totals	1,316	1,901	69	483	843	33	33	4,678

<u>Status</u>								
Informal Adjustment	167	226	1	121	171	1	10	697
Dismissed	97	169	5	122	183	3	5	584
Complaint Substantiated Status Offender	56	144	15	42	112	5	0	374
Pretrial Diversion	56	121	1	42	87	3	3	313
Complaint Substantiated Delinquent	12	8	2	7	11	0	0	40
Case Held Open	2	6	0	0	5	0	0	13
Complaint Substantiated Dependent/Neglect	2	1	0	1	0	0	2	6
Retired / Nolle Prosequi	0	5	0	0	0	0	0	5
Special Proceeding	0	2	0	0	3	0	0	5
Complaint Substantiated Abused	0	0	0	0	0	0	0	0
Complaint Substantiated Mentally Ill	0	0	0	0	0	0	0	0
Transfer to Adult Court Hearing	0	0	0	0	0	0	0	0
Charges Cleared by Transfer to Adult Court	0	0	0	0	0	0	0	0
Review Concluded	0	0	0	0	0	0	0	0
Unknown	0	0	0	0	0	0	0	0
Other	0	0	0	0	0	0	0	0
Totals	392	682	24	335	572	12	20	2,037

**TENNESSEE COUNCIL OF JUVENILE AND FAMILY COURT JUDGES
2008 HAMILTON COUNTY JUVENILE COURT STATISTICAL DATA**

Formal and Informal Actions by Type of Offense, Race and Sex for CY 2008

	White Male	African American Male	Other Race Male	White Female	African American Female	Other Race Female	Unknown Race or Sex	Total
<u>Dependency and Neglect</u>								
Pretrial Diversion	25	49	1	30	41	0	11	157
Complaint Substantiated Dependent/Neglect	13	20	0	11	19	0	8	71
Complaint Substantiated Delinquent	8	16	2	3	11	0	6	46
Dismissed	4	6	1	2	12	0	2	27
Retired / Nolle Prosequi	1	1	0	0	0	0	0	2
Case Held Open	1	0	0	1	0	0	0	2
Transfer to Adult Court Hearing	0	1	0	0	0	0	0	1
Complaint Substantiated Status Offender	0	0	0	0	0	0	0	0
Complaint Substantiated Abused	0	0	0	0	0	0	0	0
Complaint Substantiated Mentally Ill	0	0	0	0	0	0	0	0
Informal Adjustment	0	0	0	0	0	0	0	0
Charges Cleared by Transfer to Adult Court	0	0	0	0	0	0	0	0
Special Proceeding	0	0	0	0	0	0	0	0
Review Concluded	0	0	0	0	0	0	0	0
Unknown	0	0	0	0	0	0	0	0
Other	0	0	0	0	0	0	0	0
Totals	52	93	4	47	83	0	27	306

<u>Other Violations</u>								
Dismissed	0	0	0	0	0	0	0	0
Retired / Nolle Prosequi	0	0	0	0	0	0	0	0
Complaint Substantiated Delinquent	0	0	0	0	0	0	0	0
Complaint Substantiated Status Offender	0	0	0	0	0	0	0	0
Complaint Substantiated Dependent/Neglect	0	0	0	0	0	0	0	0
Complaint Substantiated Abused	0	0	0	0	0	0	0	0
Complaint Substantiated Mentally Ill	0	0	0	0	0	0	0	0
Informal Adjustment	0	0	0	0	0	0	0	0
Pretrial Diversion	0	0	0	0	0	0	0	0
Transfer to Adult Court Hearing	0	0	0	0	0	0	0	0
Charges Cleared by Transfer to Adult Court	0	0	0	0	0	0	0	0
Special Proceeding	0	0	0	0	0	0	0	0
Review Concluded	0	0	0	0	0	0	0	0
Case Held Open	0	0	0	0	0	0	0	0
Unknown	0	0	0	0	0	0	0	0
Other	0	0	0	0	0	0	0	0
Totals	0	0	0	0	0	0	0	0

**TENNESSEE COUNCIL OF JUVENILE AND FAMILY COURT JUDGES
2008 HAMILTON COUNTY JUVENILE COURT STATISTICAL DATA**

Formal and Informal Actions by Type of Offense, Race and Sex for CY 2008

	White Male	African American Male	Other Race Male	White Female	African American Female	Other Race Female	Unknown Race or Sex	Total
Special Proceedings								
Dismissed	143	252	0	190	268	9	11	873
Pretrial Diversion	121	175	2	186	190	4	28	706
Complaint Substantiated Delinquent	122	153	4	115	156	4	10	564
Special Proceeding	23	51	1	25	38	1	2	141
Complaint Substantiated Dependent/Neglect	14	10	0	5	8	0	0	37
Case Held Open	3	1	0	6	4	0	0	14
Other	0	0	0	2	0	0	0	2
Complaint Substantiated Status Offender	0	0	0	1	0	0	0	1
Retired / Nolle Prosequi	0	0	0	0	0	0	0	0
Complaint Substantiated Abused	0	0	0	0	0	0	0	0
Complaint Substantiated Mentally Ill	0	0	0	0	0	0	0	0
Informal Adjustment	0	0	0	0	0	0	0	0
Transfer to Adult Court Hearing	0	0	0	0	0	0	0	0
Charges Cleared by Transfer to Adult Court	0	0	0	0	0	0	0	0
Review Concluded	0	0	0	0	0	0	0	0
Unknown	0	0	0	0	0	0	0	0
Totals	426	642	7	530	664	18	51	2,338
Other								
Dismissed	46	61	3	35	38	1	6	190
Pretrial Diversion	27	28	1	11	21	1	6	95
Complaint Substantiated Delinquent	19	28	0	13	18	2	1	81
Retired / Nolle Prosequi	2	3	0	3	10	0	6	24
Complaint Substantiated Status Offender	4	1	0	0	1	0	0	6
Transfer to Adult Court Hearing	0	1	0	0	2	0	0	3
Informal Adjustment	1	0	0	1	0	0	0	2
Case Held Open	0	1	0	0	0	0	0	1
Complaint Substantiated Dependent/Neglect	0	0	0	0	0	0	0	0
Complaint Substantiated Abused	0	0	0	0	0	0	0	0
Complaint Substantiated Mentally Ill	0	0	0	0	0	0	0	0
Charges Cleared by Transfer to Adult Court	0	0	0	0	0	0	0	0
Special Proceeding	0	0	0	0	0	0	0	0
Review Concluded	0	0	0	0	0	0	0	0
Unknown	0	0	0	0	0	0	0	0
Other	0	0	0	0	0	0	0	0
Totals	99	123	4	63	90	4	19	402
All Action Totals	2,285	3,441	108	1,458	2,252	67	150	9,761

**TENNESSEE COUNCIL OF JUVENILE AND FAMILY COURT JUDGES
2008 HAMILTON COUNTY JUVENILE COURT STATISTICAL DATA**

Formal and Informal Actions by Class of Referral, Race and Sex for CY 2008

	White Male	African American Male	Other Race Male	White Female	African American Female	Other Race Female	Unknown Race or Sex	Total
<u>Offenses Against Persons</u>								
Pretrial Diversion	98	170	3	63	76	4	2	416
Dismissed	67	94	0	33	48	2	4	248
Complaint Substantiated Delinquent	68	103	2	21	53	1	0	248
Transfer to Adult Court Hearing	9	19	0	0	2	0	0	30
Complaint Substantiated Status Offender	1	1	0	0	0	0	0	2
Complaint Substantiated Dependent/Neglect	0	1	0	0	0	0	0	1
Case Held Open	0	1	0	0	0	0	0	1
Retired / Nolle Prosequi	0	0	0	0	0	0	0	0
Complaint Substantiated Abused	0	0	0	0	0	0	0	0
Complaint Substantiated Mentally Ill	0	0	0	0	0	0	0	0
Informal Adjustment	0	0	0	0	0	0	0	0
Charges Cleared by Transfer to Adult Court	0	0	0	0	0	0	0	0
Special Proceeding	0	0	0	0	0	0	0	0
Review Concluded	0	0	0	0	0	0	0	0
Unknown	0	0	0	0	0	0	0	0
Other	0	0	0	0	0	0	0	0
Totals	243	389	5	117	179	7	6	946

<u>Offenses Against Property</u>								
Pretrial Diversion	157	187	3	50	54	3	1	455
Complaint Substantiated Delinquent	69	138	15	23	31	4	1	281
Dismissed	72	76	2	22	37	3	1	213
Informal Adjustment	51	34	1	50	24	1	0	161
Transfer to Adult Court Hearing	0	15	0	0	4	0	0	19
Retired / Nolle Prosequi	4	0	0	0	0	0	0	4
Case Held Open	0	2	0	0	1	0	0	3
Complaint Substantiated Status Offender	0	0	0	0	0	0	0	0
Complaint Substantiated Dependent/Neglect	0	0	0	0	0	0	0	0
Complaint Substantiated Abused	0	0	0	0	0	0	0	0
Complaint Substantiated Mentally Ill	0	0	0	0	0	0	0	0
Charges Cleared by Transfer to Adult Court	0	0	0	0	0	0	0	0
Special Proceeding	0	0	0	0	0	0	0	0
Review Concluded	0	0	0	0	0	0	0	0
Unknown	0	0	0	0	0	0	0	0
Other	0	0	0	0	0	0	0	0
Totals	353	452	21	145	151	11	3	1,136

**TENNESSEE COUNCIL OF JUVENILE AND FAMILY COURT JUDGES
2008 HAMILTON COUNTY JUVENILE COURT STATISTICAL DATA**

Formal and Informal Actions by Class of Referral, Race and Sex for CY 2008

	White Male	African American Male	Other Race Male	White Female	African American Female	Other Race Female	Unknown Race or Sex	Total
<u>Illegal Conduct</u>								
Pretrial Diversion	269	385	13	67	190	5	10	939
Complaint Substantiated Delinquent	189	421	21	57	154	6	4	852
Dismissed	205	218	9	80	140	4	9	665
Informal Adjustment	21	12	0	5	25	0	0	63
Complaint Substantiated Status Offender	31	6	0	9	0	0	0	46
Transfer to Adult Court Hearing	0	15	0	0	4	0	0	19
Retired / Nolle Prosequi	3	0	0	2	0	0	0	5
Case Held Open	1	2	0	1	0	0	1	5
Complaint Substantiated Mentally Ill	1	0	0	0	0	0	0	1
Special Proceeding	0	1	0	0	0	0	0	1
Complaint Substantiated Dependent/Neglect	0	0	0	0	0	0	0	0
Complaint Substantiated Abused	0	0	0	0	0	0	0	0
Charges Cleared by Transfer to Adult Court	0	0	0	0	0	0	0	0
Review Concluded	0	0	0	0	0	0	0	0
Unknown	0	0	0	0	0	0	0	0
Other	0	0	0	0	0	0	0	0
Totals	720	1,060	43	221	513	15	24	2,596

Status Offenses

Informal Adjustment	167	226	1	121	171	1	10	697
Dismissed	97	169	5	122	183	3	5	584
Complaint Substantiated Status Offender	56	144	15	42	112	5	0	374
Pretrial Diversion	56	121	1	42	87	3	3	313
Complaint Substantiated Delinquent	12	8	2	7	11	0	0	40
Case Held Open	2	6	0	0	5	0	0	13
Complaint Substantiated Dependent/Neglect	2	1	0	1	0	0	2	6
Retired / Nolle Prosequi	0	5	0	0	0	0	0	5
Special Proceeding	0	2	0	0	3	0	0	5
Complaint Substantiated Abused	0	0	0	0	0	0	0	0
Complaint Substantiated Mentally Ill	0	0	0	0	0	0	0	0
Transfer to Adult Court Hearing	0	0	0	0	0	0	0	0
Charges Cleared by Transfer to Adult Court	0	0	0	0	0	0	0	0
Review Concluded	0	0	0	0	0	0	0	0
Unknown	0	0	0	0	0	0	0	0
Other	0	0	0	0	0	0	0	0
Totals	392	682	24	335	572	12	20	2,037

**TENNESSEE COUNCIL OF JUVENILE AND FAMILY COURT JUDGES
2008 HAMILTON COUNTY JUVENILE COURT STATISTICAL DATA**

Formal and Informal Actions by Class of Referral, Race and Sex for CY 2008

	White Male	African American Male	Other Race Male	White Female	African American Female	Other Race Female	Unknown Race or Sex	Total
<u>Dependency/Neglect</u>								
Pretrial Diversion	25	49	1	30	41	0	11	157
Complaint Substantiated Dependent/Neglect	13	20	0	11	19	0	8	71
Complaint Substantiated Delinquent	8	16	2	3	11	0	6	46
Dismissed	4	6	1	2	12	0	2	27
Retired / Nolle Prosequi	1	1	0	0	0	0	0	2
Case Held Open	1	0	0	1	0	0	0	2
Transfer to Adult Court Hearing	0	1	0	0	0	0	0	1
Complaint Substantiated Status Offender	0	0	0	0	0	0	0	0
Complaint Substantiated Abused	0	0	0	0	0	0	0	0
Complaint Substantiated Mentally Ill	0	0	0	0	0	0	0	0
Informal Adjustment	0	0	0	0	0	0	0	0
Charges Cleared by Transfer to Adult Court	0	0	0	0	0	0	0	0
Special Proceeding	0	0	0	0	0	0	0	0
Review Concluded	0	0	0	0	0	0	0	0
Unknown	0	0	0	0	0	0	0	0
Other	0	0	0	0	0	0	0	0
Totals	52	93	4	47	83	0	27	306

Other Violation Proceedings

Dismissed	0	0	0	0	0	0	0	0
Retired / Nolle Prosequi	0	0	0	0	0	0	0	0
Complaint Substantiated Delinquent	0	0	0	0	0	0	0	0
Complaint Substantiated Status Offender	0	0	0	0	0	0	0	0
Complaint Substantiated Dependent/Neglect	0	0	0	0	0	0	0	0
Complaint Substantiated Abused	0	0	0	0	0	0	0	0
Complaint Substantiated Mentally Ill	0	0	0	0	0	0	0	0
Informal Adjustment	0	0	0	0	0	0	0	0
Pretrial Diversion	0	0	0	0	0	0	0	0
Transfer to Adult Court Hearing	0	0	0	0	0	0	0	0
Charges Cleared by Transfer to Adult Court	0	0	0	0	0	0	0	0
Special Proceeding	0	0	0	0	0	0	0	0
Review Concluded	0	0	0	0	0	0	0	0
Case Held Open	0	0	0	0	0	0	0	0
Unknown	0	0	0	0	0	0	0	0
Other	0	0	0	0	0	0	0	0
Totals	0	0	0	0	0	0	0	0

**TENNESSEE COUNCIL OF JUVENILE AND FAMILY COURT JUDGES
2008 HAMILTON COUNTY JUVENILE COURT STATISTICAL DATA**

Formal and Informal Actions by Class of Referral, Race and Sex for CY 2008

	White Male	African American Male	Other Race Male	White Female	African American Female	Other Race Female	Unknown Race or Sex	Total
<u>Parentage</u>								
Dismissed	143	252	0	190	268	9	11	873
Pretrial Diversion	121	175	2	186	190	4	28	706
Complaint Substantiated Delinquent	122	153	4	115	156	4	10	564
Special Proceeding	23	51	1	25	38	1	2	141
Complaint Substantiated Dependent/Neglect	14	10	0	5	8	0	0	37
Case Held Open	3	1	0	6	4	0	0	14
Other	0	0	0	2	0	0	0	2
Complaint Substantiated Status Offender	0	0	0	1	0	0	0	1
Retired / Nolle Prosequi	0	0	0	0	0	0	0	0
Complaint Substantiated Abused	0	0	0	0	0	0	0	0
Complaint Substantiated Mentally Ill	0	0	0	0	0	0	0	0
Informal Adjustment	0	0	0	0	0	0	0	0
Transfer to Adult Court Hearing	0	0	0	0	0	0	0	0
Charges Cleared by Transfer to Adult Court	0	0	0	0	0	0	0	0
Review Concluded	0	0	0	0	0	0	0	0
Unknown	0	0	0	0	0	0	0	0
Totals	426	642	7	530	664	18	51	2,338

Special Proceedings

Dismissed	0	0	0	0	0	0	0	0
Retired / Nolle Prosequi	0	0	0	0	0	0	0	0
Complaint Substantiated Delinquent	0	0	0	0	0	0	0	0
Complaint Substantiated Status Offender	0	0	0	0	0	0	0	0
Complaint Substantiated Dependent/Neglect	0	0	0	0	0	0	0	0
Complaint Substantiated Abused	0	0	0	0	0	0	0	0
Complaint Substantiated Mentally Ill	0	0	0	0	0	0	0	0
Informal Adjustment	0	0	0	0	0	0	0	0
Pretrial Diversion	0	0	0	0	0	0	0	0
Transfer to Adult Court Hearing	0	0	0	0	0	0	0	0
Charges Cleared by Transfer to Adult Court	0	0	0	0	0	0	0	0
Special Proceeding	0	0	0	0	0	0	0	0
Review Concluded	0	0	0	0	0	0	0	0
Case Held Open	0	0	0	0	0	0	0	0
Unknown	0	0	0	0	0	0	0	0
Other	0	0	0	0	0	0	0	0
Totals	0	0	0	0	0	0	0	0

**TENNESSEE COUNCIL OF JUVENILE AND FAMILY COURT JUDGES
2008 HAMILTON COUNTY JUVENILE COURT STATISTICAL DATA**

Formal and Informal Actions by Class of Referral, Race and Sex for CY 2008

	White Male	African American Male	Other Race Male	White Female	African American Female	Other Race Female	Unknown Race or Sex	Total
Other								
Dismissed	46	61	3	35	38	1	6	190
Pretrial Diversion	27	28	1	11	21	1	6	95
Complaint Substantiated Delinquent	19	28	0	13	18	2	1	81
Retired / Nolle Prosequi	2	3	0	3	10	0	6	24
Complaint Substantiated Status Offender	4	1	0	0	1	0	0	6
Transfer to Adult Court Hearing	0	1	0	0	2	0	0	3
Informal Adjustment	1	0	0	1	0	0	0	2
Case Held Open	0	1	0	0	0	0	0	1
Complaint Substantiated Dependent/Neglect	0	0	0	0	0	0	0	0
Complaint Substantiated Abused	0	0	0	0	0	0	0	0
Complaint Substantiated Mentally Ill	0	0	0	0	0	0	0	0
Charges Cleared by Transfer to Adult Court	0	0	0	0	0	0	0	0
Special Proceeding	0	0	0	0	0	0	0	0
Review Concluded	0	0	0	0	0	0	0	0
Unknown	0	0	0	0	0	0	0	0
Other	0	0	0	0	0	0	0	0
Totals	99	123	4	63	90	4	19	402
All Action Totals	2,285	3,441	108	1,458	2,252	67	150	9,761

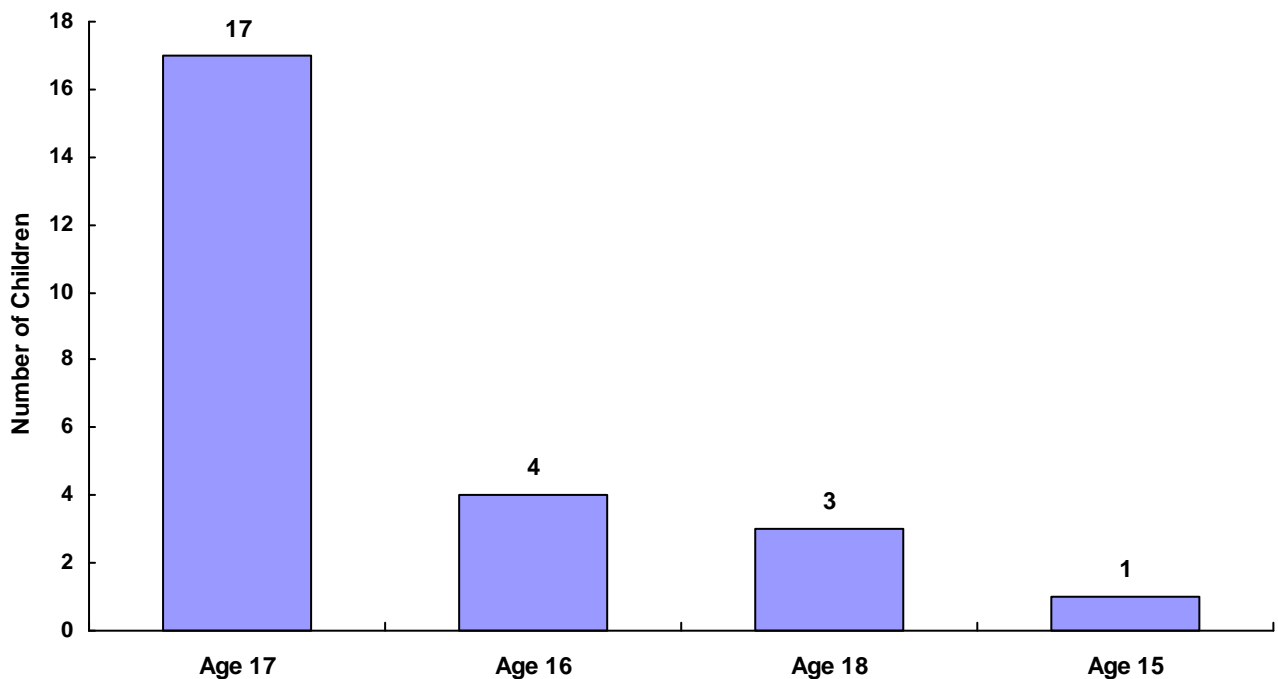
**TENNESSEE COUNCIL OF JUVENILE AND FAMILY COURT JUDGES
2008 HAMILTON COUNTY JUVENILE COURT STATISTICAL DATA**

Children Transferred to Adult Court by Age at Disposition Date, Race and Sex for CY 2008

Total Children = 4,936

	White Male	African American Male	Other Race Male	White Female	African American Female	Other Race Female	Unknown Race or Sex	Total	% of All Children Referred
Age Under 1	0	0	0	0	0	0	0	0	0.00%
Age 1	0	0	0	0	0	0	0	0	0.00%
Age 2	0	0	0	0	0	0	0	0	0.00%
Age 3	0	0	0	0	0	0	0	0	0.00%
Age 4	0	0	0	0	0	0	0	0	0.00%
Age 5	0	0	0	0	0	0	0	0	0.00%
Age 6	0	0	0	0	0	0	0	0	0.00%
Age 7	0	0	0	0	0	0	0	0	0.00%
Age 8	0	0	0	0	0	0	0	0	0.00%
Age 9	0	0	0	0	0	0	0	0	0.00%
Age 10	0	0	0	0	0	0	0	0	0.00%
Age 11	0	0	0	0	0	0	0	0	0.00%
Age 12	0	0	0	0	0	0	0	0	0.00%
Age 13	0	0	0	0	0	0	0	0	0.00%
Age 14	0	0	0	0	0	0	0	0	0.00%
Age 15	0	1	0	0	0	0	0	1	0.02%
Age 16	0	4	0	0	0	0	0	4	0.08%
Age 17	2	14	0	0	1	0	0	17	0.34%
Age 18	2	1	0	0	0	0	0	3	0.06%
Age 19 and Over	0	0	0	0	0	0	0	0	0.00%
Totals	4	20	0	0	1	0	0	25	

Total Children Transferred to Adult Court



**TENNESSEE COUNCIL OF JUVENILE AND FAMILY COURT JUDGES
2008 HAMILTON COUNTY JUVENILE COURT STATISTICAL DATA**

Outcomes by Type Of Disposition, Race and Sex for CY 2008

	White Male	African American Male	Other Race Male	White Female	African American Female	Other Race Female	Unknown Race or Sex	Total
<u>General Action Codes</u>								
Held Open For Review	1,178	1,943	59	706	1,207	39	100	5,232
Case Dismissed	542	812	18	455	710	20	36	2,593
Supervision / Probation to Juvenile Court	317	650	39	132	257	12	7	1,414
Warned / Counseled	285	372	9	219	260	2	11	1,158
Placement with Relative / Other Individual	188	268	9	221	234	7	13	940
Public Service	147	223	11	71	160	3	0	615
No Contact Order	88	200	23	33	108	4	5	461
House Arrest	67	216	1	25	71	2	0	382
Released from Probation	132	103	2	42	50	2	5	336
Referred for Alcohol and Drug Counseling	122	100	19	30	16	0	2	289
Restitution	74	103	5	16	25	2	1	226
Dismissed from Informal Adjustment	25	46	0	14	46	0	4	135
Referral to Another Entity for Superv/Servc	21	29	1	30	23	0	2	106
Referral to Juvenile Court Educ-Based Pgm	22	18	0	22	20	0	2	84
Runaway Returned	6	17	1	11	33	0	0	68
Probation to Parents	23	20	2	6	3	0	2	56
Case Retired or Nolle Prosequi	3	4	0	3	10	0	6	26
Fine	10	1	0	6	3	0	0	20
Referred to Defensive Driving School	9	0	0	2	0	0	0	11
Court Defined Curfew	0	0	0	0	2	0	0	2
Referred for Mental Health Counseling	0	0	0	0	0	0	0	0
Referred to Alternative School	0	0	0	0	0	0	0	0
Referred to Private Child Agency	0	0	0	0	0	0	0	0
Referred to Alcohol Safety School	0	0	0	0	0	0	0	0
Driver's License Held Informally	0	0	0	0	0	0	0	0
Voluntary Placement with DMHMR	0	0	0	0	0	0	0	0
Private Mental Health Placement	0	0	0	0	0	0	0	0
Private MR Placement	0	0	0	0	0	0	0	0
Placement with City/Cnty Agcy/Facility	0	0	0	0	0	0	0	0
Injunction Other than No Contact Order	0	0	0	0	0	0	0	0
Dismissed from Pretrial Diversion	0	0	0	0	0	0	0	0
Totals	3,259	5,125	199	2,044	3,238	93	196	14,154

**TENNESSEE COUNCIL OF JUVENILE AND FAMILY COURT JUDGES
2008 HAMILTON COUNTY JUVENILE COURT STATISTICAL DATA**

Outcomes by Type Of Disposition, Race and Sex for CY 2008

	White Male	African American Male	Other Race Male	White Female	African American Female	Other Race Female	Unknown Race or Sex	Total
Formal Action Codes								
DCS Commitment - Custody	79	186	5	59	89	0	23	441
DCS Commitment - Suspended	23	74	6	8	20	5	0	136
Transferred to Adult Court	6	25	0	0	5	0	0	36
Transfer to Another Juvenile Court for Dispo	17	7	0	1	0	0	0	25
Parental Rights Terminated	5	8	2	2	6	0	0	23
DCS Commitment - Determinate	7	11	0	0	0	0	0	18
DCS Probation	0	0	0	1	0	0	0	1
DMHMR Involuntary Commitment	0	0	0	0	0	0	0	0
DCS Intensive Probation	0	0	0	0	0	0	0	0
Other Intensive Probation	0	0	0	0	0	0	0	0
Placed Under a Valid Court Order	0	0	0	0	0	0	0	0
Supervision by DCS	0	0	0	0	0	0	0	0
Parental Rights Not Terminated	0	0	0	0	0	0	0	0
Totals	137	311	13	71	120	5	23	680

Special Proceedings

Court Costs	465	637	17	274	433	16	16	1,858
Visitation Changed	72	71	0	67	86	0	10	306
Foster Care Continued	23	85	1	28	30	0	9	176
Custody Unchanged	26	29	0	32	15	0	10	112
Custody Changed	12	12	0	3	9	0	0	36
Order of Reference to DCS	0	0	0	0	0	0	0	0
Foster Care Terminated	0	0	0	0	0	0	0	0
Visitation Unchanged	0	0	0	0	0	0	0	0
Voluntary Acknowledgement of Paternity	0	0	0	0	0	0	0	0
Paternity Determined / Child Legitimated	0	0	0	0	0	0	0	0
Paternity Not Determ/Child Not Legitimated	0	0	0	0	0	0	0	0
Child Support Granted	0	0	0	0	0	0	0	0
Child Support Amended	0	0	0	0	0	0	0	0
Child Support Denied	0	0	0	0	0	0	0	0
Child Support Terminated	0	0	0	0	0	0	0	0
Request for Medical Treatment Granted	0	0	0	0	0	0	0	0
Request for Medical Treatment Denied	0	0	0	0	0	0	0	0
Consent to Marry Granted	0	0	0	0	0	0	0	0
Consent to Marry Denied	0	0	0	0	0	0	0	0
Totals	598	834	18	404	573	16	45	2,488

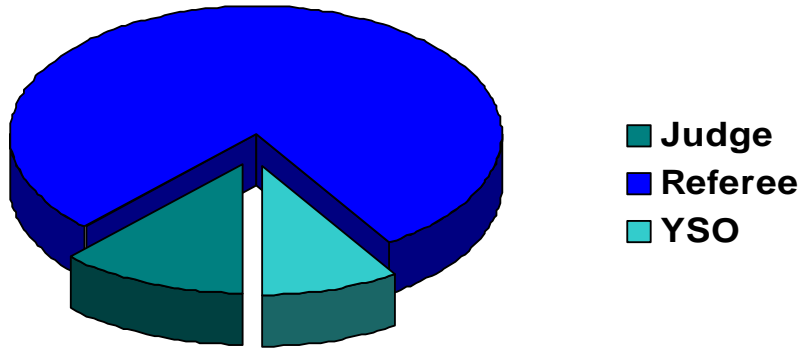
Other Outcome Codes

Other	398	623	21	182	301	9	25	1,559
Totals	398	623	21	182	301	9	25	1,559

All Outcome Totals	4,392	6,893	251	2,701	4,232	123	289	18,881
---------------------------	--------------	--------------	------------	--------------	--------------	------------	------------	---------------

TENNESSEE COUNCIL OF JUVENILE AND FAMILY COURT JUDGES
2008 HAMILTON COUNTY JUVENILE COURT STATISTICAL DATA

Breakdown of Referrals by Court Personnel Executing the Action in CY 2008



	Referrals	% of Referrals
Judge	1,182	12.11%
Referee	7,691	78.79%
YSO	888	9.10%
Other	0	0.00%
Total	9,761	100.00%