

**2008**

**State of Tennessee**

**Annual Juvenile Court Statistical Report**

**Jackson County Breakdown**

# TABLE OF CONTENTS

Report Numbers Listed Below are shown at the Bottom of each Report, followed by the Report Page Number

	Report Number
<b>Juvenile Court Referral Process</b>	
Chart – The Juvenile Court Referral Process	1
Chart – Delinquent, Dependent/Neglect/Abuse, and Status/Unruly Referrals	2
Chart – Referrals by Type of Offense	3
Chart – Referrals for Status/Unruly Offenses	4
<b>Children and Referral Counts by Race and Sex</b>	
Table – Children with Delinquent Referrals by Race and Sex	5
Table – Children with Status/Unruly Referrals by Race and Sex	5
Table – Children with Dependency/Neglect/Abuse Allegations by Race and Sex	5
Table – Referrals Delinquent Referrals by Race and Sex	6
Table – Referrals Status/Unruly Referrals by Race and Sex	6
Table – Referrals Dependency/Neglect/Abuse Allegations by Race and Sex	6
Table/Chart – Referrals by Age Group, Race and Sex	7
Table/Chart – Children Referred by Age, Race and Sex	8
Table/Chart – Children Referred by Race and Sex	9
Table/Chart – Children of Hispanic Origin by Race and Sex	10
Table – Referrals by Type of Offense, Age Group, Race and Sex	11
<b>Living Arrangement of the Child at Time of Referral</b>	
Table/Chart – Living Arrangement at Time of Referral by Race and Sex	12
<b>School Status of Individual Children at Time of Referral to Juvenile Court</b>	
Table – Last Grade Completed by Children by Race and Sex	13
Table – Children Enrolled in School	13
Table – Children Enrolled in Special Education	13
<b>Referral Information by Race, Sex and Class of Referral/Offense</b>	
Table/Chart – Class of Referrals by Race and Sex	14
Table - Referrals by Class and Type of Offense by Race and Sex	15
<b>Referral Reasons by Type, Race and Sex</b>	
Table – Referral Reasons by Type of Offense, Race and Sex	16
Table – Top 4 Referral Reasons by Sex and Race	17
Table – Top 4 Referral Reasons by Sex, Race and Type of Offense	18
<b>Source of Referrals to the Juvenile Court</b>	
Table – Source of Referrals by Race and Sex	19
Table – Six Most Frequent Referral Reasons by Source, Race and Sex	20
Table – Source of Referrals by Type of Offense, Race and Sex	21
<b>Children Referred with Weapons Charges</b>	
Table/Chart – Children Referred for Unlawful Carrying/Possession of a Weapon by Age, Race and Sex	22
Table/Chart – Children Referred for Carrying Weapons on School Property	23
<b>Intake Actions at Referral</b>	
Table/Chart – Intake Actions at Referral by Race and Sex	24
Table/Chart – Intake Actions of Referrals by Class of Offense, Race and Sex	25

# TABLE OF CONTENTS

Report Numbers Listed Below are shown at the Bottom of each Report, followed by the Report Page Number

	Report Number
<b>Detention Statistics at Referral</b>	
Table – Detention Statistics at Referral by Individual Child by Race and Sex	26
Table – Detention Statistics at Referral by Individual Case	26
Table – Placement After Secure Detention Hearing by Individual Child by Race and Sex	27
Table – Placement After Secure Detention Hearing by Individual Case	27
<b>Dispositional Procedures</b>	
Table – Procedures used to Dispose or Adjust All Referrals	28
Table – Referrals Disposed by Formal Adjudicatory Proceedings	28
Table – Referrals Disposed by Other Actions	28
<b>Formal and Informal Actions</b>	
Table/Chart – Formal and Informal Actions by Race and Sex	29
Table – Formal and Informal Actions by Type of Offense, Race and Sex	30
Table – Formal and Informal Actions by Class of Referral, Race and Sex	31
<b>Children Transferred to Adult Court</b>	
Table/Chart – Children Transferred to Adult Court by Age, Race and Sex	32
<b>Outcomes by Type of Disposition</b>	
Table – Outcomes by Type of Disposition, Race and Sex	33
<b>Juvenile Court Referrals Disposed County-Wide Based on Number of Referrals</b>	
Table/Chart – Breakdown of Referrals by Court Personnel Executing the Action	34

**TENNESSEE COUNCIL OF JUVENILE AND FAMILY COURT JUDGES  
2008 JACKSON COUNTY JUVENILE COURT STATISTICAL DATA**


**The Juvenile Court Referral Process for CY 2008**

<b>Delinquent</b> 111	<b>Status</b> 25	<b>Dependency and Neglect</b> 31	<b>Other Violations</b> 1	<b>Special Proceedings</b> 171	<b>Parentage</b> 11	<b>Other</b> 2
--------------------------	---------------------	-------------------------------------	------------------------------	-----------------------------------	------------------------	-------------------



**Parents, Victims, School, Relatives, State Dept, etc.**  
254

**Law Enforcement**  
98



**Court Actions**  
352

**Formal Adjudications**  
135

**Transfer to Adult Court Hearing**  
0

**Charges Cleared By Transfer to Adult Court**  
0

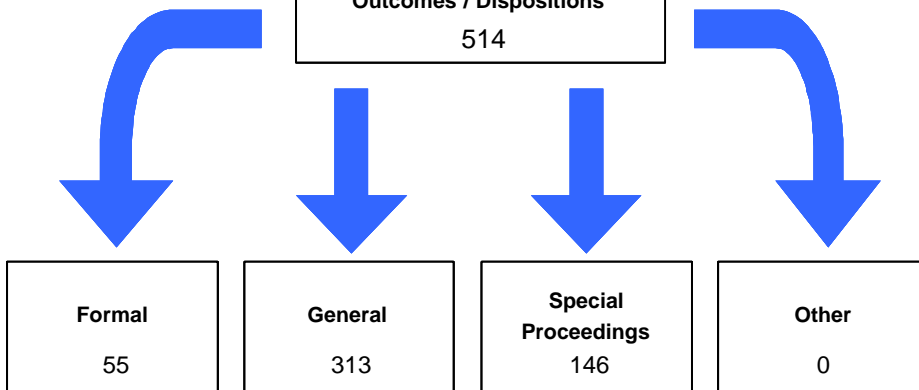
**Special Proceeding**  
1

**Review Concluded**  
54

**Case Held Open**  
124

**Other**  
4

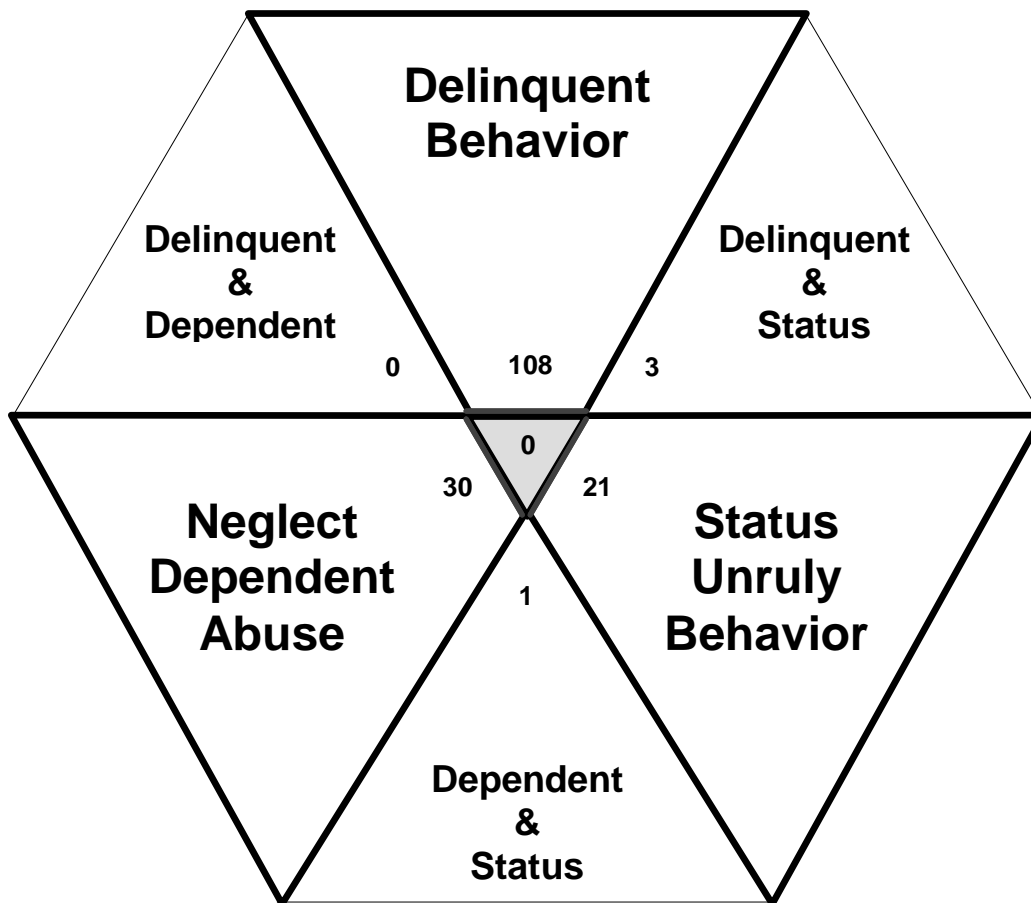
**Juvenile Court System Outcomes / Dispositions**  
514



**TENNESSEE COUNCIL OF JUVENILE AND FAMILY COURT JUDGES  
2008 JACKSON COUNTY JUVENILE COURT STATISTICAL DATA**

**Delinquent, Dependent/Neglect/Abuse, and Status/Unruly Referrals for CY 2008**

Total = 163



The remaining referrals are for:  
Custody, Visitation, Paternity/Legitimation, Child Support,  
Special Procedures and Other Referrals

Each child may be counted  
in more than one category

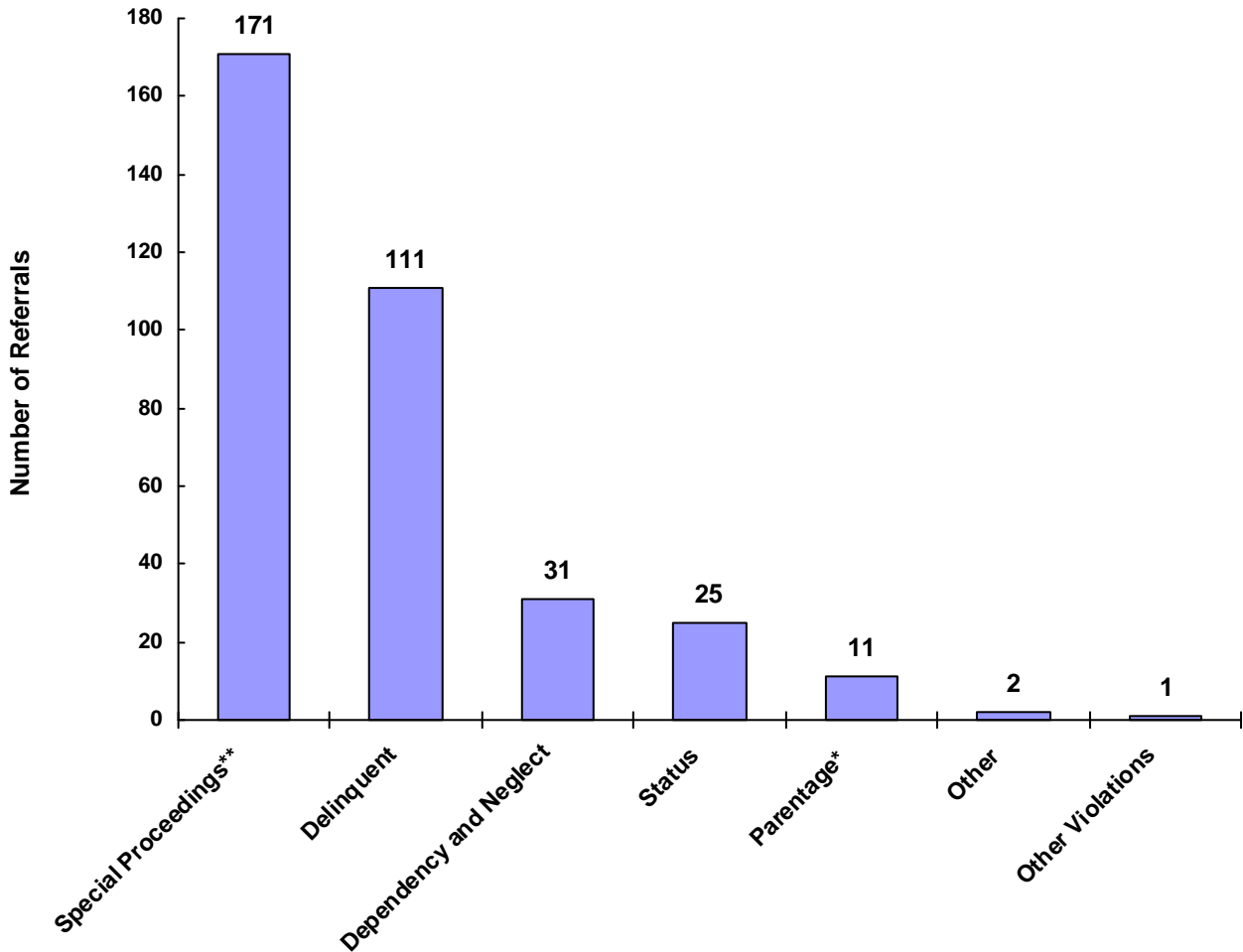
Total number of individual children for ALL referrals  
disposed by juvenile courts during CY 2008 equals 182

Children can have referrals in multiple categories. The drawing above shows that in the year 2008 there were 108 referrals to Jackson County Juvenile Court for children with only delinquent offenses, 21 for those with only status/unruly behavior, and 30 for children with neglect, dependent or abuse referrals during the calendar year. There were 3 referrals for children that had a delinquent AND a status/unruly referral. There were 0 referrals for children with both delinquent behavior AND a neglect, dependent or abuse allegation. There were 1 referrals for children that had both a status/unruly referral AND a neglect, dependent or abuse allegation. Also, there were 0 referrals for children that had a delinquent referral, a status/unruly referral AND a neglect, dependent or abuse allegation.

TENNESSEE COUNCIL OF JUVENILE AND FAMILY COURT JUDGES  
2008 JACKSON COUNTY JUVENILE COURT STATISTICAL DATA

Referrals by Type of Offense in CY 2008

Total Referrals = 352



\* Parentage includes: Custody, Visitation, Paternity/Legitimation and Child Support

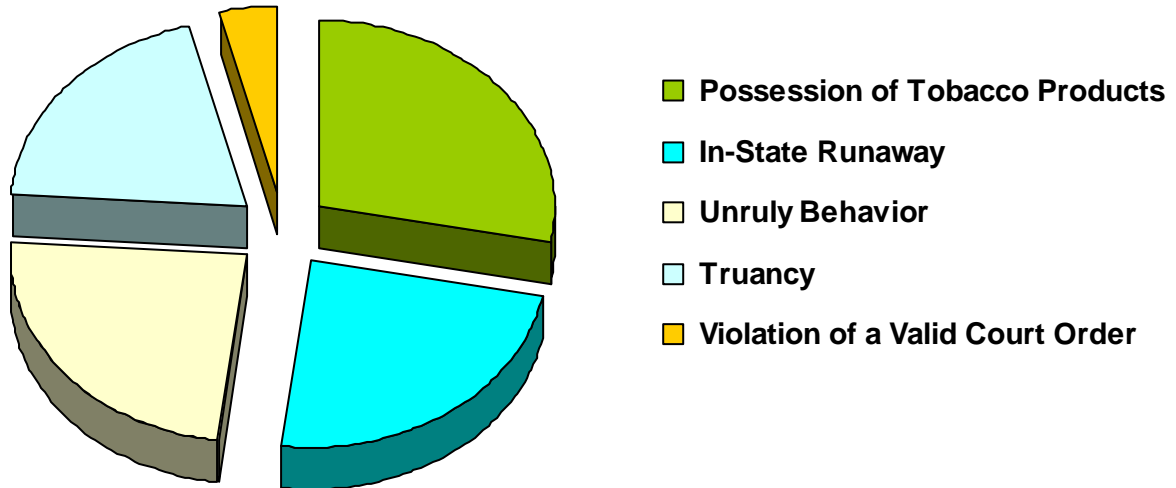
\*\*Special Proceedings include: Judicial Review, Administrative Review, Foster Care Review, Request for Medical Treatment and Consent to Marry

Information from the Juvenile Court represents a total of 182 children and 351 cases that were reported to the TCJFCJ.

A Status offense is an offense committed by a child that if committed by an adult, would not be considered an offense or unlawful act. An example of this is smoking when not legally an adult.

**TENNESSEE COUNCIL OF JUVENILE AND FAMILY COURT JUDGES  
2008 JACKSON COUNTY JUVENILE COURT STATISTICAL DATA**

**Referrals for Status/Unruly Offenses in CY 2008  
Total Status/Unruly Referrals = 25**



<b>Referral Reason</b>	<b>Count</b>	<b>Percent</b>
Possession of Tobacco Products	7	28.00%
Unruly Behavior	6	24.00%
In-State Runaway	6	24.00%
Truancy	5	20.00%
Violation of a Valid Court Order	1	4.00%
Violation of Curfew	0	0.00%
Out-of-State Runaway	0	0.00%
<b>Total</b>	<b>25</b>	

**TENNESSEE COUNCIL OF JUVENILE AND FAMILY COURT JUDGES  
2008 JACKSON COUNTY JUVENILE COURT STATISTICAL DATA**

**Children\* with Delinquent Referrals by Race and Sex for CY 2008**

	White	African American	Native American	Asian	Mixed Race	Unknown Race	Total
Male	58	0	1	0	1	0	60
Female	29	0	0	0	0	0	29
Unknown Sex	0	0	0	0	0	0	
<b>Totals</b>	<b>87</b>	<b>0</b>	<b>1</b>	<b>0</b>	<b>1</b>	<b>0</b>	<b>89</b>

**Children\* with Status/Unruly Referrals by Race and Sex for CY 2008**

	White	African American	Native American	Asian	Mixed Race	Unknown Race	Total
Male	7	1	0	0	0	0	8
Female	13	0	0	0	0	0	13
Unknown Sex	0	0	0	0	0	0	
<b>Totals</b>	<b>20</b>	<b>1</b>	<b>0</b>	<b>0</b>	<b>0</b>	<b>0</b>	<b>21</b>

**Children\* with Dependency/Neglect/Abuse Allegations by Race and Sex for CY 2008**

	White	African American	Native American	Asian	Mixed Race	Unknown Race	Total
Male	11	1	0	0	0	0	12
Female	11	0	0	0	0	0	11
Unknown Sex	0	0	0	0	0	0	
<b>Totals</b>	<b>22</b>	<b>1</b>	<b>0</b>	<b>0</b>	<b>0</b>	<b>0</b>	<b>23</b>

\* A child may be counted in more than one category



**TENNESSEE COUNCIL OF JUVENILE AND FAMILY COURT JUDGES  
2008 JACKSON COUNTY JUVENILE COURT STATISTICAL DATA**

**Delinquent Referrals by Race and Sex for CY 2008**

	White	African American	Native American	Asian	Mixed Race	Unknown Race	Total
<b>Male</b>	75	0	1	0	1	0	<b>77</b>
<b>Female</b>	34	0	0	0	0	0	<b>34</b>
<b>Unknown Sex</b>	0	0	0	0	0	0	<b>0</b>
<b>Totals</b>	<b>109</b>	<b>0</b>	<b>1</b>	<b>0</b>	<b>1</b>	<b>0</b>	<b>111</b>

**Status/Unruly Referrals by Race and Sex for CY 2008**

	White	African American	Native American	Asian	Mixed Race	Unknown Race	Total
<b>Male</b>	9	2	0	0	0	0	<b>11</b>
<b>Female</b>	14	0	0	0	0	0	<b>14</b>
<b>Unknown Sex</b>	0	0	0	0	0	0	<b>0</b>
<b>Totals</b>	<b>23</b>	<b>2</b>	<b>0</b>	<b>0</b>	<b>0</b>	<b>0</b>	<b>25</b>

**Dependency/Neglect/Abuse Allegations by Race and Sex for CY 2008**

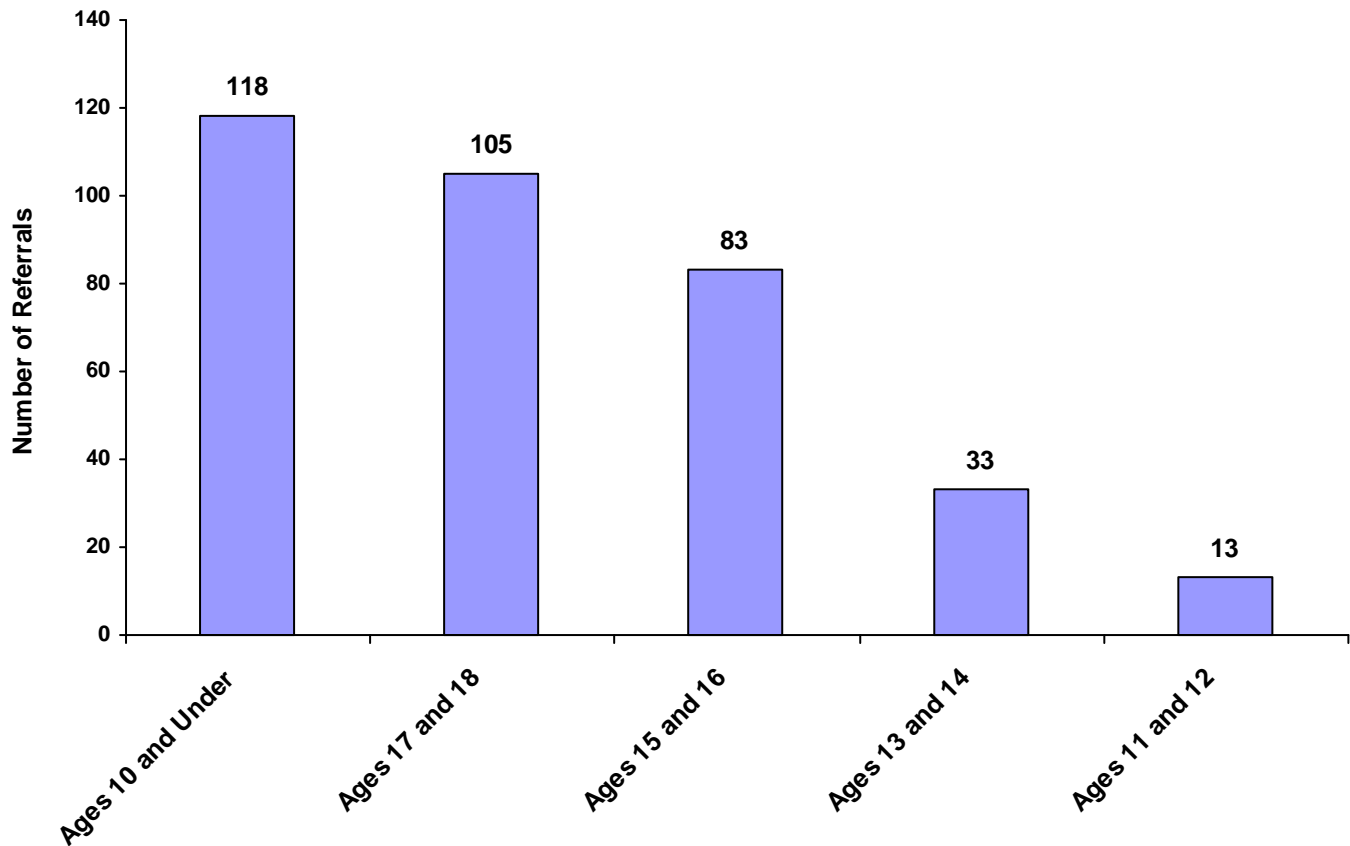
	White	African American	Native American	Asian	Mixed Race	Unknown Race	Total
<b>Male</b>	15	1	0	0	0	0	<b>16</b>
<b>Female</b>	15	0	0	0	0	0	<b>15</b>
<b>Unknown Sex</b>	0	0	0	0	0	0	<b>0</b>
<b>Totals</b>	<b>30</b>	<b>1</b>	<b>0</b>	<b>0</b>	<b>0</b>	<b>0</b>	<b>31</b>

**TENNESSEE COUNCIL OF JUVENILE AND FAMILY COURT JUDGES  
2008 JACKSON COUNTY JUVENILE COURT STATISTICAL DATA**

**Referrals by Age Group, Race and Sex for CY 2008**

	White Male	African American Male	Other Race Male	White Female	African American Female	Other Race Female	Unknown Race or Sex	Total	% of Total Referrals
Birth through Age 10	70	0	0	48	0	0	0	118	33.52%
Ages 11 and 12	6	0	0	7	0	0	0	13	3.69%
Ages 13 and 14	19	3	0	11	0	0	0	33	9.38%
Ages 15 and 16	50	3	1	29	0	0	0	83	23.58%
Ages 17 and 18	64	0	3	38	0	0	0	105	29.83%
Unknown Age	0	0	0	0	0	0	0	0	0.00%
<b>All Age Group Totals</b>	<b>209</b>	<b>6</b>	<b>4</b>	<b>133</b>	<b>0</b>	<b>0</b>	<b>0</b>	<b>352</b>	

**Total Referrals by Age Group**

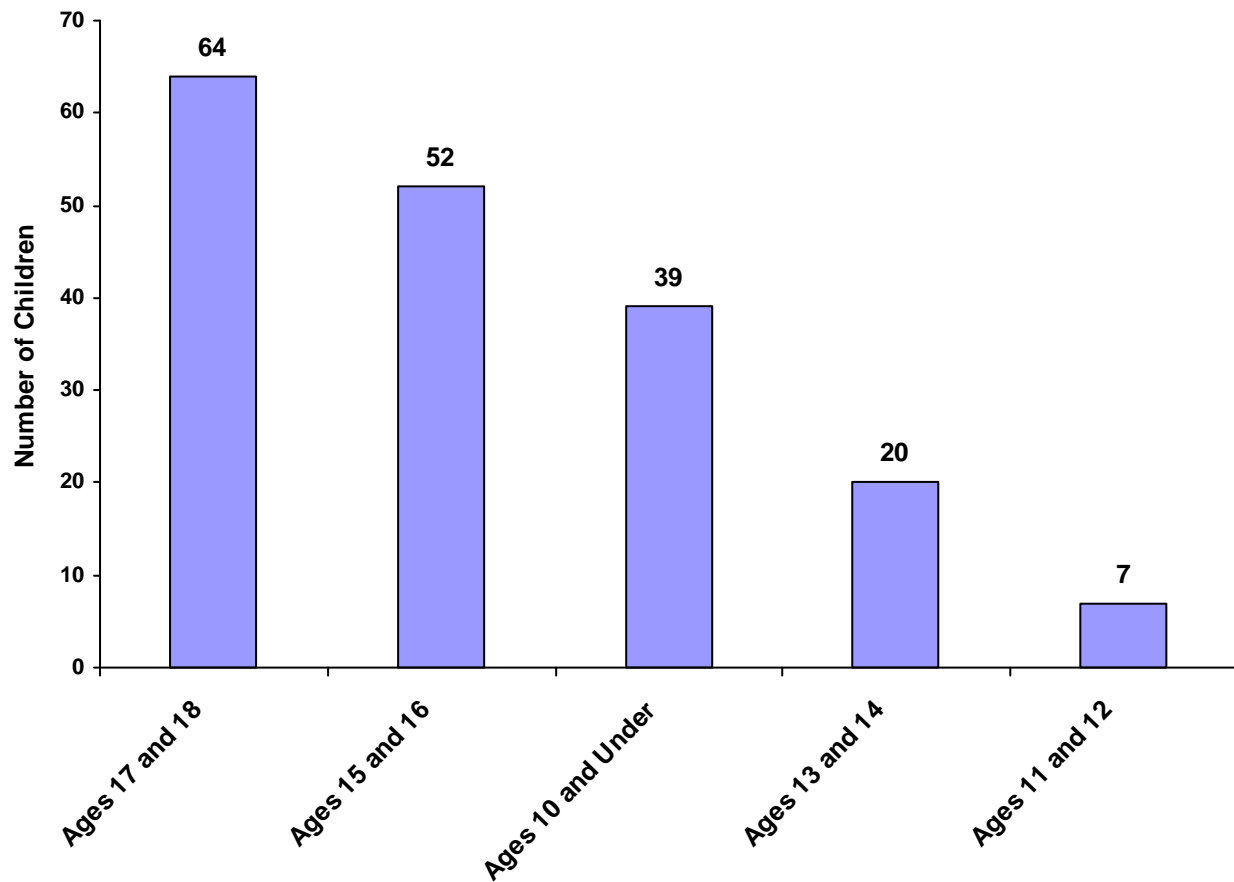


**TENNESSEE COUNCIL OF JUVENILE AND FAMILY COURT JUDGES  
2008 JACKSON COUNTY JUVENILE COURT STATISTICAL DATA**

**Children Referred by Age Group, Race and Sex for CY 2008**

	White Male	African American Male	Other Race Male	White Female	African American Female	Other Race Female	Unknown Race or Sex	Total	% of All Children Referred
Ages 10 and Under	21	0	0	18	0	0	0	39	21.43%
Ages 11 through 12	3	0	0	4	0	0	0	7	3.85%
Ages 13 through 14	12	1	0	7	0	0	0	20	10.99%
Ages 15 through 16	31	0	1	20	0	0	0	52	28.57%
Ages 17 through 18	39	0	2	23	0	0	0	64	35.16%
Ages 19 and Over	0	0	0	0	0	0	0	0	0.00%
<b>Total</b>	<b>106</b>	<b>1</b>	<b>3</b>	<b>72</b>	<b>0</b>	<b>0</b>	<b>0</b>	<b>182</b>	

**Total Children by Age Group**

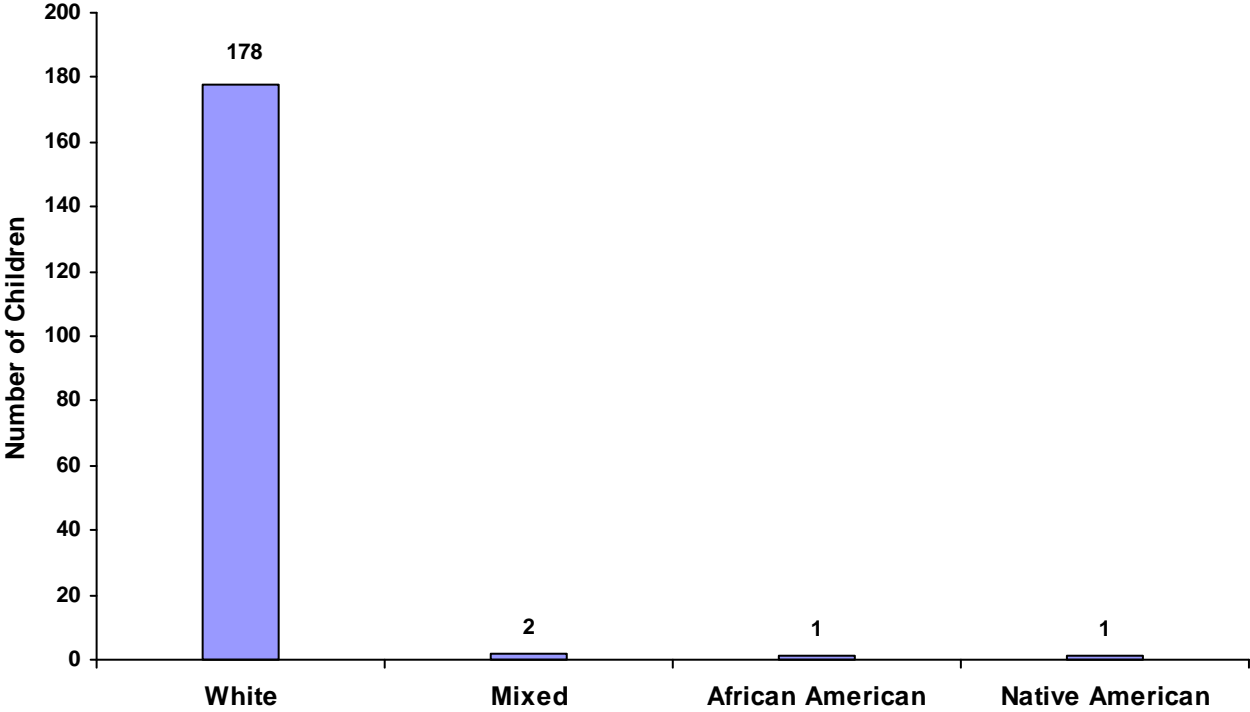


**TENNESSEE COUNCIL OF JUVENILE AND FAMILY COURT JUDGES  
2008 JACKSON COUNTY JUVENILE COURT STATISTICAL DATA**

**Children Referred by Race and Sex for CY 2008**

Race	Male	Female	Unknown	Total
White	106	72	0	178
African American	1	0	0	1
Native American	1	0	0	1
Asian	0	0	0	0
Mixed	2	0	0	2
Unknown	0	0	0	0
<b>Total</b>	<b>110</b>	<b>72</b>	<b>0</b>	<b>182</b>

**Total Children by Race**

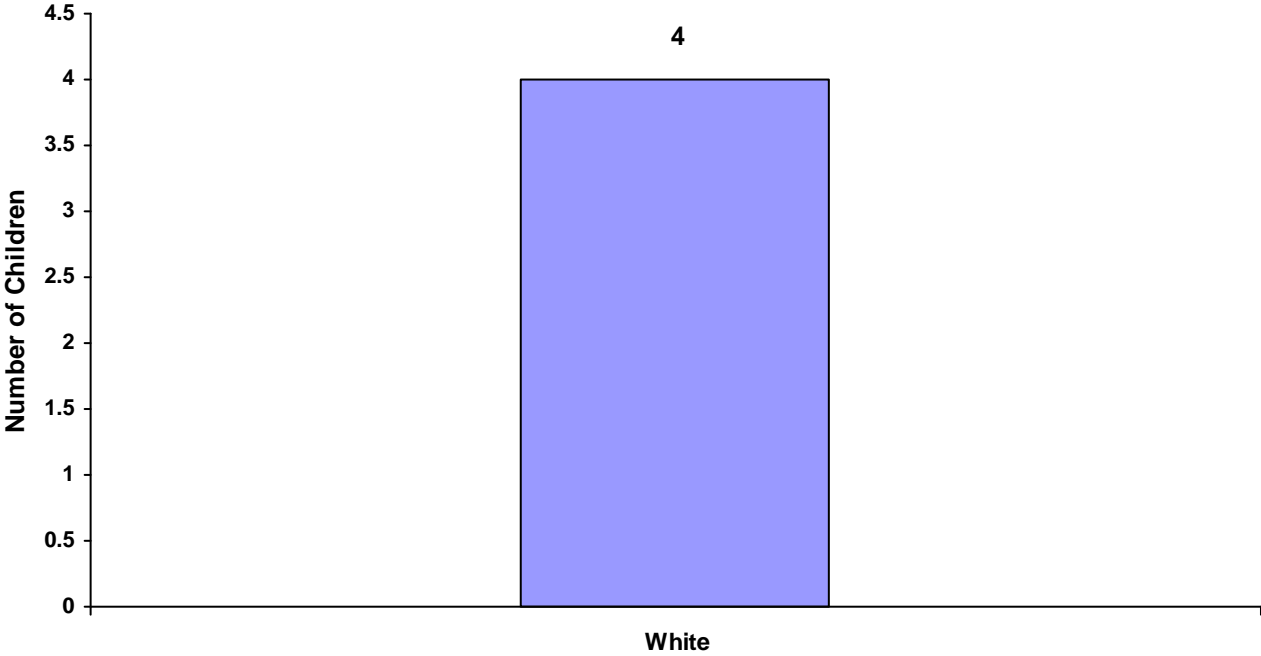


**TENNESSEE COUNCIL OF JUVENILE AND FAMILY COURT JUDGES  
2008 JACKSON COUNTY JUVENILE COURT STATISTICAL DATA**

**Children of Hispanic Origin by Race and Sex for CY 2008**

<b>Race</b>	<b>Male</b>	<b>Female</b>	<b>Unknown</b>	<b>Total</b>
<b>White</b>	<b>2</b>	<b>2</b>	<b>0</b>	<b>4</b>
<b>African American</b>	<b>0</b>	<b>0</b>	<b>0</b>	<b>0</b>
<b>Native American</b>	<b>0</b>	<b>0</b>	<b>0</b>	<b>0</b>
<b>Asian</b>	<b>0</b>	<b>0</b>	<b>0</b>	<b>0</b>
<b>Mixed</b>	<b>0</b>	<b>0</b>	<b>0</b>	<b>0</b>
<b>Unknown</b>	<b>0</b>	<b>0</b>	<b>0</b>	<b>0</b>
<b>Total</b>	<b>2</b>	<b>2</b>	<b>0</b>	<b>4</b>

**Total Children of Hispanic Origin by Race**



**TENNESSEE COUNCIL OF JUVENILE AND FAMILY COURT JUDGES  
2008 JACKSON COUNTY JUVENILE COURT STATISTICAL DATA**

**Referrals by Type of Offense, Age Group, Race and Sex for CY 2008**

	White Male	African American Male	Other Race Male	White Female	African American Female	Other Race Female	Unknown Race or Sex	Total
<b>Delinquent</b>								
Ages 10 and Under	2	0	0	0	0	0	0	2
Ages 11 through 12	5	0	0	0	0	0	0	5
Ages 13 through 14	6	0	0	3	0	0	0	9
Ages 15 through 16	24	0	1	14	0	0	0	39
Ages 17 through 18	38	0	1	17	0	0	0	56
Ages 19 and Over	0	0	0	0	0	0	0	0
<b>Total</b>	<b>75</b>	<b>0</b>	<b>2</b>	<b>34</b>	<b>0</b>	<b>0</b>	<b>0</b>	<b>111</b>
<b>Status</b>								
Ages 10 and Under	1	0	0	0	0	0	0	1
Ages 11 through 12	0	0	0	0	0	0	0	0
Ages 13 through 14	2	1	0	2	0	0	0	5
Ages 15 through 16	3	1	0	5	0	0	0	9
Ages 17 through 18	3	0	0	7	0	0	0	10
Ages 19 and Over	0	0	0	0	0	0	0	0
<b>Total</b>	<b>9</b>	<b>2</b>	<b>0</b>	<b>14</b>	<b>0</b>	<b>0</b>	<b>0</b>	<b>25</b>
<b>Dependency and Neglect</b>								
Ages 10 and Under	13	0	0	11	0	0	0	24
Ages 11 through 12	0	0	0	3	0	0	0	3
Ages 13 through 14	1	1	0	0	0	0	0	2
Ages 15 through 16	1	0	0	0	0	0	0	1
Ages 17 through 18	0	0	0	1	0	0	0	1
Ages 19 and Over	0	0	0	0	0	0	0	0
<b>Total</b>	<b>15</b>	<b>1</b>	<b>0</b>	<b>15</b>	<b>0</b>	<b>0</b>	<b>0</b>	<b>31</b>
<b>Other Violations</b>								
Ages 10 and Under	0	0	0	0	0	0	0	0
Ages 11 through 12	0	0	0	0	0	0	0	0
Ages 13 through 14	0	0	0	0	0	0	0	0
Ages 15 through 16	0	0	0	0	0	0	0	0
Ages 17 through 18	0	0	0	1	0	0	0	1
Ages 19 and Over	0	0	0	0	0	0	0	0
<b>Total</b>	<b>0</b>	<b>0</b>	<b>0</b>	<b>1</b>	<b>0</b>	<b>0</b>	<b>0</b>	<b>1</b>

**TENNESSEE COUNCIL OF JUVENILE AND FAMILY COURT JUDGES  
2008 JACKSON COUNTY JUVENILE COURT STATISTICAL DATA**

**Referrals by Type of Offense, Age Group, Race and Sex for CY 2008**

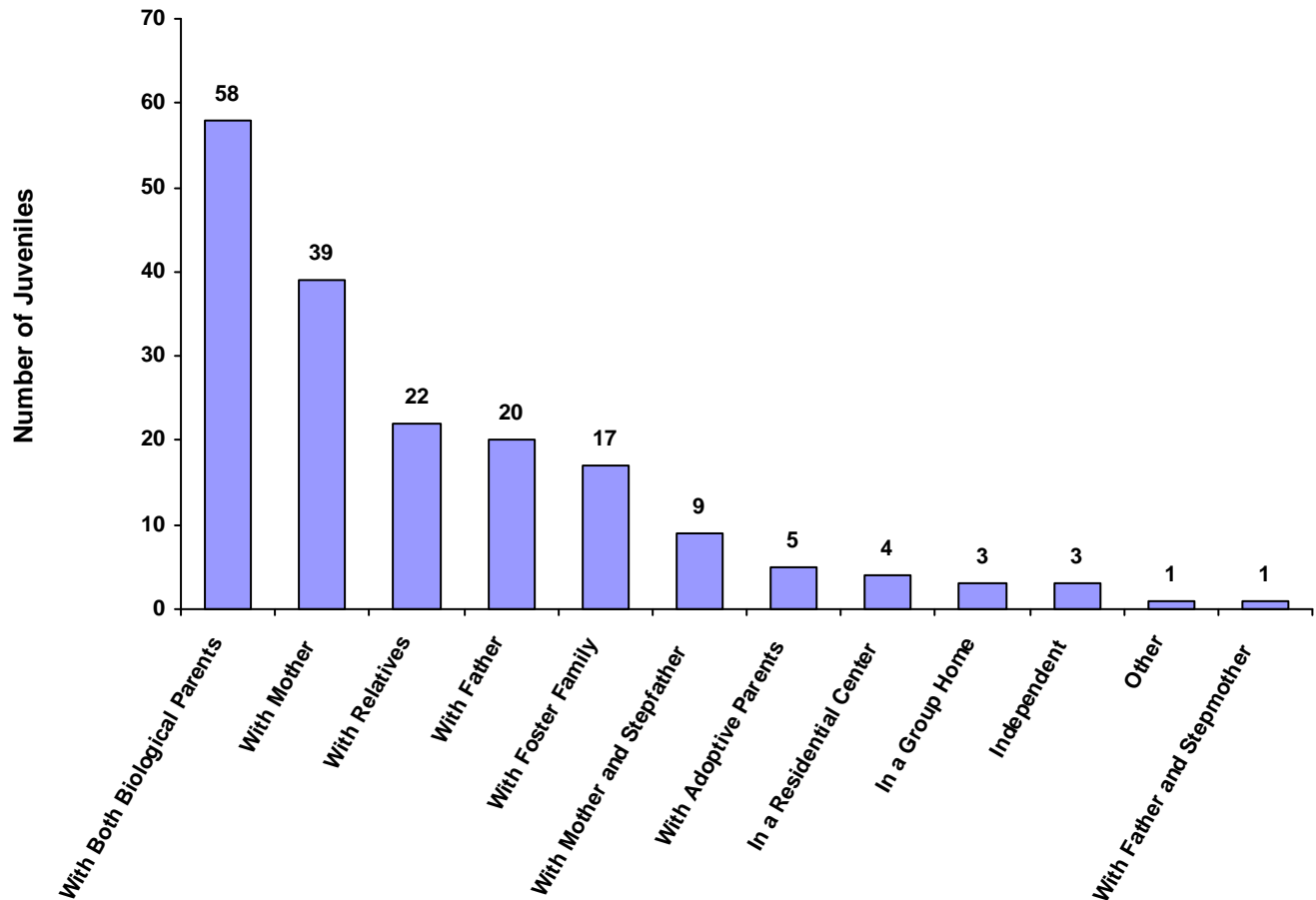
	<b>White Male</b>	<b>African American Male</b>	<b>Other Race Male</b>	<b>White Female</b>	<b>African American Female</b>	<b>Other Race Female</b>	<b>Unknown Race or Sex</b>	<b>Total</b>
<b>Special Proceedings</b>								
Ages 10 and Under	54	0	0	37	0	0	0	<b>91</b>
Ages 11 through 12	1	0	0	4	0	0	0	<b>5</b>
Ages 13 through 14	10	1	0	6	0	0	0	<b>17</b>
Ages 15 through 16	21	2	0	9	0	0	0	<b>32</b>
Ages 17 through 18	23	0	2	12	0	0	0	<b>37</b>
Ages 19 and Over	0	0	0	0	0	0	0	<b>0</b>
<b>Total</b>	<b>109</b>	<b>3</b>	<b>2</b>	<b>68</b>	<b>0</b>	<b>0</b>	<b>0</b>	<b>182</b>
<b>Other</b>								
Ages 10 and Under	0	0	0	0	0	0	0	<b>0</b>
Ages 11 through 12	0	0	0	0	0	0	0	<b>0</b>
Ages 13 through 14	0	0	0	0	0	0	0	<b>0</b>
Ages 15 through 16	1	0	0	1	0	0	0	<b>2</b>
Ages 17 through 18	0	0	0	0	0	0	0	<b>0</b>
Ages 19 and Over	0	0	0	0	0	0	0	<b>0</b>
<b>Total</b>	<b>1</b>	<b>0</b>	<b>0</b>	<b>1</b>	<b>0</b>	<b>0</b>	<b>0</b>	<b>2</b>
<b>Grand Total</b>	<b>209</b>	<b>6</b>	<b>4</b>	<b>133</b>	<b>0</b>	<b>0</b>	<b>0</b>	<b>352</b>

**TENNESSEE COUNCIL OF JUVENILE AND FAMILY COURT JUDGES  
2008 JACKSON COUNTY JUVENILE COURT STATISTICAL DATA**

**Living Arrangement of Juveniles by Race and Sex for CY 2008**

	White Male	African American Male	Other Race Male	White Female	African American Female	Other Race Female	Unknown Race or Sex	Total	% of All Children Referred
With Both Biological Parents	30	0	0	28	0	0	0	58	31.87%
With Father and Stepmother	1	0	0	0	0	0	0	1	0.55%
With Mother and Stepfather	6	0	0	3	0	0	0	9	4.95%
With Mother	24	0	2	13	0	0	0	39	21.43%
With Father	13	0	1	6	0	0	0	20	10.99%
With Relatives	12	0	0	10	0	0	0	22	12.09%
With Adoptive Parents	1	1	0	3	0	0	0	5	2.75%
With Foster Family	10	0	0	7	0	0	0	17	9.34%
In a Group Home	2	0	0	1	0	0	0	3	1.65%
In a Residential Center	3	0	0	1	0	0	0	4	2.20%
In an Institution	0	0	0	0	0	0	0	0	0.00%
Independent	3	0	0	0	0	0	0	3	1.65%
Unknown	0	0	0	0	0	0	0	0	0.00%
Other	1	0	0	0	0	0	0	1	0.55%
<b>Totals</b>	<b>106</b>	<b>1</b>	<b>3</b>	<b>72</b>	<b>0</b>	<b>0</b>	<b>0</b>	<b>182</b>	

**Living Arrangement of Juveniles**





**TENNESSEE COUNCIL OF JUVENILE AND FAMILY COURT JUDGES  
2008 JACKSON COUNTY JUVENILE COURT STATISTICAL DATA**

**Last Grade Completed by Children by Race and Sex for CY 2008**

	White Male	African American Male	Other Race Male	White Female	African American Female	Other Race Female	Unknown Race or Sex	Total	% of All Children Referred
Too Young for School	11	0	0	10	0	0	0	21	11.54%
Preschool	1	0	0	3	0	0	0	4	2.20%
Kindergarten	3	0	0	1	0	0	0	4	2.20%
1st Grade	1	0	0	2	0	0	0	3	1.65%
2nd Grade	0	0	0	1	0	0	0	1	0.55%
3rd Grade	3	0	0	1	0	0	0	4	2.20%
4th Grade	1	0	0	0	0	0	0	1	0.55%
5th Grade	2	0	0	0	0	0	0	2	1.10%
6th Grade	3	0	0	4	0	0	0	7	3.85%
7th Grade	8	1	0	3	0	0	0	12	6.59%
8th Grade	7	0	0	5	0	0	0	12	6.59%
9th Grade	14	0	0	10	0	0	0	24	13.19%
10th Grade	12	0	0	12	0	0	0	24	13.19%
11th Grade	19	0	2	13	0	0	0	34	18.68%
12th Grade	0	0	1	1	0	0	0	2	1.10%
Non-Graded Special Ed	0	0	0	0	0	0	0	0	0.00%
GED	4	0	0	0	0	0	0	4	2.20%
Graduated	5	0	0	1	0	0	0	6	3.30%
Never Attended School	0	0	0	0	0	0	0	0	0.00%
Unknown	11	0	0	5	0	0	0	16	8.79%
Other	1	0	0	0	0	0	0	1	0.55%
<b>Totals</b>	<b>106</b>	<b>1</b>	<b>3</b>	<b>72</b>	<b>0</b>	<b>0</b>	<b>0</b>	<b>182</b>	

**Children Enrolled in School**

	Children	% of All Children
Enrolled	150	82.42%
Not Enrolled	32	17.58%
Unknown		
	<b>182</b>	

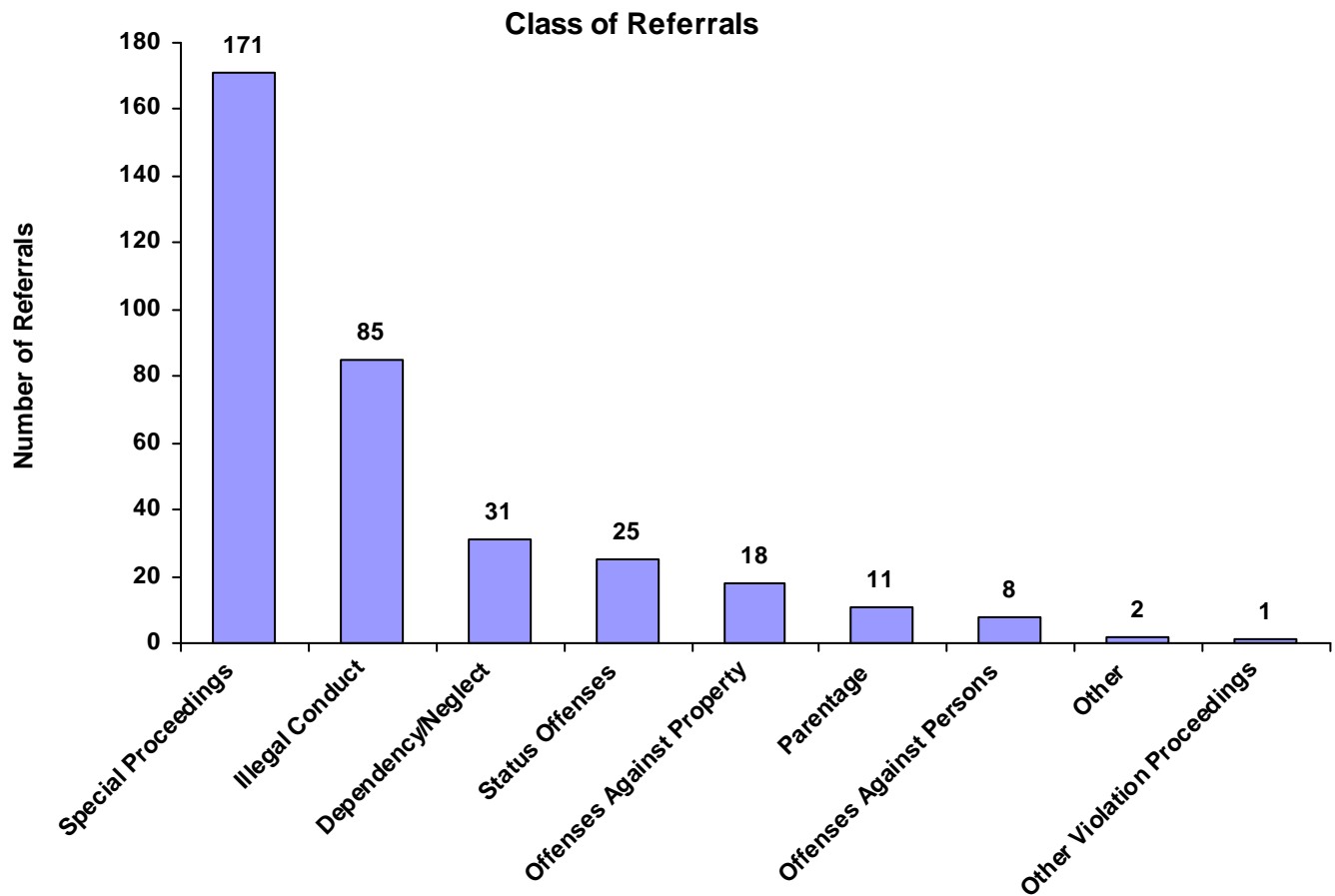
**Children Enrolled in Special Education**

	Children	% of All Children
Enrolled	17	9.34%
Not Enrolled	127	69.78%
Unknown	38	20.88%
	<b>182</b>	

**TENNESSEE COUNCIL OF JUVENILE AND FAMILY COURT JUDGES  
2008 JACKSON COUNTY JUVENILE COURT STATISTICAL DATA**

**Class of Referrals by Race and Sex for CY 2008**

	White Male	African American Male	Other Race Male	White Female	African American Female	Other Race Female	Unknown Race or Sex	Total	% of Total Referrals
Offenses Against Persons	8	0	0	0	0	0	0	8	2.27%
Offenses Against Property	16	0	0	2	0	0	0	18	5.11%
Illegal Conduct	51	0	2	32	0	0	0	85	24.15%
Status Offenses	9	2	0	14	0	0	0	25	7.10%
Dependency/Neglect	15	1	0	15	0	0	0	31	8.81%
Other Violation Proceedings	0	0	0	1	0	0	0	1	0.28%
Parentage	6	1	0	4	0	0	0	11	3.13%
Special Proceedings	103	2	2	64	0	0	0	171	48.58%
Other	1	0	0	1	0	0	0	2	0.57%
<b>Totals</b>	<b>209</b>	<b>6</b>	<b>4</b>	<b>133</b>	<b>0</b>	<b>0</b>	<b>0</b>	<b>352</b>	



**TENNESSEE COUNCIL OF JUVENILE AND FAMILY COURT JUDGES  
2008 JACKSON COUNTY JUVENILE COURT STATISTICAL DATA**

**Referrals by Class and Type Of Offense by Race and Sex for CY 2008**

	White Male	African American Male	Other Race Male	White Female	African American Female	Other Race Female	Unknown Race or Sex	Total
<b><u>Offenses Against Persons</u></b>								
Assault	3	0	0	0	0	0	0	3
Rape of a Child	1	0	0	0	0	0	0	1
Aggravated Sexual Battery	1	0	0	0	0	0	0	1
Rape	1	0	0	0	0	0	0	1
Sexual Abuse of a Child	1	0	0	0	0	0	0	1
Aggravated Assault	1	0	0	0	0	0	0	1
Criminal Homicide	0	0	0	0	0	0	0	0
1st Degree Murder	0	0	0	0	0	0	0	0
2nd Degree Murder	0	0	0	0	0	0	0	0
Aggravated Rape	0	0	0	0	0	0	0	0
Aggravated Vehicular Homicide	0	0	0	0	0	0	0	0
Esp. Aggravated Robbery	0	0	0	0	0	0	0	0
Esp. Aggravated Kidnapping	0	0	0	0	0	0	0	0
Aggravated Robbery	0	0	0	0	0	0	0	0
Aggravated Kidnapping	0	0	0	0	0	0	0	0
Aggravated Child Abuse / Neglect	0	0	0	0	0	0	0	0
Voluntary Manslaughter	0	0	0	0	0	0	0	0
Vehicular Homicide	0	0	0	0	0	0	0	0
Other Sexual Offenses	0	0	0	0	0	0	0	0
Robbery	0	0	0	0	0	0	0	0
Criminally Negligent Homicide	0	0	0	0	0	0	0	0
Attempted Crime Against a Person	0	0	0	0	0	0	0	0
Reckless Endangerment	0	0	0	0	0	0	0	0
<b>Totals</b>	<b>8</b>	<b>0</b>	<b>0</b>	<b>0</b>	<b>0</b>	<b>0</b>	<b>0</b>	<b>8</b>
<b><u>Offenses Against Property</u></b>								
Vandalism	7	0	0	0	0	0	0	7
Theft of Property	4	0	0	2	0	0	0	6
Burglary	3	0	0	0	0	0	0	3
Worthless Checks	1	0	0	0	0	0	0	1
Cruelty to Animals	1	0	0	0	0	0	0	1
Aggravated Arson	0	0	0	0	0	0	0	0
Arson	0	0	0	0	0	0	0	0
Aggravated Burglary	0	0	0	0	0	0	0	0
Forgery	0	0	0	0	0	0	0	0
Illegal Poss/Use of Credit/Debit Cards	0	0	0	0	0	0	0	0
Unauthorized Use of a Vehicle	0	0	0	0	0	0	0	0
<b>Totals</b>	<b>16</b>	<b>0</b>	<b>0</b>	<b>2</b>	<b>0</b>	<b>0</b>	<b>0</b>	<b>18</b>

**TENNESSEE COUNCIL OF JUVENILE AND FAMILY COURT JUDGES  
2008 JACKSON COUNTY JUVENILE COURT STATISTICAL DATA**

**Referrals by Class and Type Of Offense by Race and Sex for CY 2008**

	White Male	African American Male	Other Race Male	White Female	African American Female	Other Race Female	Unknown Race or Sex	Total
<b><u>Illegal Conduct</u></b>								
Traffic	37	0	2	25	0	0	0	64
Violation of Probation	8	0	0	1	0	0	0	9
Other Drug Offenses	3	0	0	0	0	0	0	3
Possession/Consumption of Alcohol	1	0	0	2	0	0	0	3
Driving Under Influence (DUI)	0	0	0	2	0	0	0	2
Possession of Controlled Substances	1	0	0	0	0	0	0	1
Aggravated Criminal Trespass	0	0	0	1	0	0	0	1
Disorderly Conduct	0	0	0	1	0	0	0	1
Violation of Wildlife Regulations	1	0	0	0	0	0	0	1
Sale of Controlled Substances	0	0	0	0	0	0	0	0
Criminal Attempt	0	0	0	0	0	0	0	0
Carrying Weapons on School Property	0	0	0	0	0	0	0	0
Unlawful Carrying / Poss of a Weapon	0	0	0	0	0	0	0	0
Evading Arrest	0	0	0	0	0	0	0	0
Escape	0	0	0	0	0	0	0	0
Resist Stop/Frisk/Halt/Arrest/Search	0	0	0	0	0	0	0	0
Harassment	0	0	0	0	0	0	0	0
Failure to Appear	0	0	0	0	0	0	0	0
Filing a False Police Report	0	0	0	0	0	0	0	0
Criminal Impersonation	0	0	0	0	0	0	0	0
Criminal Trespass	0	0	0	0	0	0	0	0
Public Intoxication	0	0	0	0	0	0	0	0
Gambling	0	0	0	0	0	0	0	0
Local Ordinances	0	0	0	0	0	0	0	0
Contempt of Court	0	0	0	0	0	0	0	0
Violation of Aftercare	0	0	0	0	0	0	0	0
<b>Totals</b>	<b>51</b>	<b>0</b>	<b>2</b>	<b>32</b>	<b>0</b>	<b>0</b>	<b>0</b>	<b>85</b>
<b><u>Status Offenses</u></b>								
Possession of Tobacco Products	4	1	0	2	0	0	0	7
Unruly Behavior	0	1	0	5	0	0	0	6
In-State Runaway	2	0	0	4	0	0	0	6
Truancy	2	0	0	3	0	0	0	5
Violation of a Valid Court Order	1	0	0	0	0	0	0	1
Out-of-State Runaway	0	0	0	0	0	0	0	0
Violation of Curfew	0	0	0	0	0	0	0	0
<b>Totals</b>	<b>9</b>	<b>2</b>	<b>0</b>	<b>14</b>	<b>0</b>	<b>0</b>	<b>0</b>	<b>25</b>
<b><u>Dependency/Neglect</u></b>								
Dependency / Neglect	15	1	0	12	0	0	0	28
Termination of Parental Rights	0	0	0	2	0	0	0	2
Sexually Abused Child	0	0	0	1	0	0	0	1
Physically Abused Child	0	0	0	0	0	0	0	0
<b>Totals</b>	<b>15</b>	<b>1</b>	<b>0</b>	<b>15</b>	<b>0</b>	<b>0</b>	<b>0</b>	<b>31</b>

**TENNESSEE COUNCIL OF JUVENILE AND FAMILY COURT JUDGES  
2008 JACKSON COUNTY JUVENILE COURT STATISTICAL DATA**

**Referrals by Class and Type Of Offense by Race and Sex for CY 2008**

	White Male	African American Male	Other Race Male	White Female	African American Female	Other Race Female	Unknown Race or Sex	Total
<b><u>Other Violation Proceedings</u></b>								
Violation of Pretrial Diversion	0	0	0	1	0	0	0	1
Violation of Informal Adjustment	0	0	0	0	0	0	0	0
<b>Totals</b>	<b>0</b>	<b>0</b>	<b>0</b>	<b>1</b>	<b>0</b>	<b>0</b>	<b>0</b>	<b>1</b>
<b><u>Parentage</u></b>								
Visitation	5	0	0	2	0	0	0	7
Custody	1	1	0	2	0	0	0	4
Paternity / Legitimation	0	0	0	0	0	0	0	0
Child Support	0	0	0	0	0	0	0	0
<b>Totals</b>	<b>6</b>	<b>1</b>	<b>0</b>	<b>4</b>	<b>0</b>	<b>0</b>	<b>0</b>	<b>11</b>
<b><u>Special Proceedings</u></b>								
Judicial Review	99	2	2	64	0	0	0	167
Administrative Review	4	0	0	0	0	0	0	4
Foster Care Review	0	0	0	0	0	0	0	0
Request for Medical Treatment	0	0	0	0	0	0	0	0
Consent to Marry	0	0	0	0	0	0	0	0
<b>Totals</b>	<b>103</b>	<b>2</b>	<b>2</b>	<b>64</b>	<b>0</b>	<b>0</b>	<b>0</b>	<b>171</b>
<b><u>Other</u></b>								
Other	1	0	0	1	0	0	0	2
<b>Totals</b>	<b>1</b>	<b>0</b>	<b>0</b>	<b>1</b>	<b>0</b>	<b>0</b>	<b>0</b>	<b>2</b>
<b>All Referral Totals</b>	<b>209</b>	<b>6</b>	<b>4</b>	<b>133</b>	<b>0</b>	<b>0</b>	<b>0</b>	<b>352</b>

**TENNESSEE COUNCIL OF JUVENILE AND FAMILY COURT JUDGES  
2008 JACKSON COUNTY JUVENILE COURT STATISTICAL DATA**

**Referral Reasons by Type of Offense, Race and Sex for CY 2008**

	White Male	African American Male	Other Race Male	White Female	African American Female	Other Race Female	Unknown Race or Sex	Total
<b>Delinquent</b>								
Traffic	37	0	2	25	0	0	0	64
Violation of Probation	8	0	0	1	0	0	0	9
Vandalism	7	0	0	0	0	0	0	7
Theft of Property	4	0	0	2	0	0	0	6
Assault	3	0	0	0	0	0	0	3
Burglary	3	0	0	0	0	0	0	3
Other Drug Offenses	3	0	0	0	0	0	0	3
Possession/Consumption of Alcohol	1	0	0	2	0	0	0	3
Driving Under Influence (DUI)	0	0	0	2	0	0	0	2
Rape of a Child	1	0	0	0	0	0	0	1
Aggravated Sexual Battery	1	0	0	0	0	0	0	1
Rape	1	0	0	0	0	0	0	1
Sexual Abuse of a Child	1	0	0	0	0	0	0	1
Aggravated Assault	1	0	0	0	0	0	0	1
Worthless Checks	1	0	0	0	0	0	0	1
Cruelty to Animals	1	0	0	0	0	0	0	1
Possession of Controlled Substances	1	0	0	0	0	0	0	1
Aggravated Criminal Trespass	0	0	0	1	0	0	0	1
Disorderly Conduct	0	0	0	1	0	0	0	1
Violation of Wildlife Regulations	1	0	0	0	0	0	0	1
Criminal Homicide	0	0	0	0	0	0	0	0
1st Degree Murder	0	0	0	0	0	0	0	0
2nd Degree Murder	0	0	0	0	0	0	0	0
Aggravated Rape	0	0	0	0	0	0	0	0
Aggravated Vehicular Homicide	0	0	0	0	0	0	0	0
Esp. Aggravated Robbery	0	0	0	0	0	0	0	0
Esp. Aggravated Kidnapping	0	0	0	0	0	0	0	0
Aggravated Robbery	0	0	0	0	0	0	0	0
Aggravated Kidnapping	0	0	0	0	0	0	0	0
Aggravated Child Abuse / Neglect	0	0	0	0	0	0	0	0
Voluntary Manslaughter	0	0	0	0	0	0	0	0
Vehicular Homicide	0	0	0	0	0	0	0	0
Other Sexual Offenses	0	0	0	0	0	0	0	0
Robbery	0	0	0	0	0	0	0	0
Criminally Negligent Homicide	0	0	0	0	0	0	0	0
Attempted Crime Against a Person	0	0	0	0	0	0	0	0
Reckless Endangerment	0	0	0	0	0	0	0	0
Aggravated Arson	0	0	0	0	0	0	0	0
Arson	0	0	0	0	0	0	0	0
Aggravated Burglary	0	0	0	0	0	0	0	0
Forgery	0	0	0	0	0	0	0	0
Illegal Poss/Use of Credit/Debit Cards	0	0	0	0	0	0	0	0
Unauthorized Use of a Vehicle	0	0	0	0	0	0	0	0
Sale of Controlled Substances	0	0	0	0	0	0	0	0
Criminal Attempt	0	0	0	0	0	0	0	0
Carrying Weapons on School Property	0	0	0	0	0	0	0	0
Unlawful Carrying / Poss of a Weapon	0	0	0	0	0	0	0	0
Evading Arrest	0	0	0	0	0	0	0	0
Escape	0	0	0	0	0	0	0	0
Resist Stop/Frisk/Halt/Arrest/Search	0	0	0	0	0	0	0	0
Harassment	0	0	0	0	0	0	0	0
Failure to Appear	0	0	0	0	0	0	0	0

**TENNESSEE COUNCIL OF JUVENILE AND FAMILY COURT JUDGES  
2008 JACKSON COUNTY JUVENILE COURT STATISTICAL DATA**

**Referral Reasons by Type of Offense, Race and Sex for CY 2008**

	White Male	African American Male	Other Race Male	White Female	African American Female	Other Race Female	Unknown Race or Sex	Total
<b><u>Delinquent</u></b>								
Filing a False Police Report	0	0	0	0	0	0	0	0
Criminal Impersonation	0	0	0	0	0	0	0	0
Criminal Trespass	0	0	0	0	0	0	0	0
Public Intoxication	0	0	0	0	0	0	0	0
Gambling	0	0	0	0	0	0	0	0
Local Ordinances	0	0	0	0	0	0	0	0
Contempt of Court	0	0	0	0	0	0	0	0
Violation of Aftercare	0	0	0	0	0	0	0	0
<b>Totals</b>	75	0	2	34	0	0	0	111
<b><u>Status</u></b>								
Possession of Tobacco Products	4	1	0	2	0	0	0	7
Unruly Behavior	0	1	0	5	0	0	0	6
In-State Runaway	2	0	0	4	0	0	0	6
Truancy	2	0	0	3	0	0	0	5
Violation of a Valid Court Order	1	0	0	0	0	0	0	1
Out-of-State Runaway	0	0	0	0	0	0	0	0
Violation of Curfew	0	0	0	0	0	0	0	0
<b>Totals</b>	9	2	0	14	0	0	0	25
<b><u>Dependency and Neglect</u></b>								
Dependency / Neglect	15	1	0	12	0	0	0	28
Termination of Parental Rights	0	0	0	2	0	0	0	2
Sexually Abused Child	0	0	0	1	0	0	0	1
Physically Abused Child	0	0	0	0	0	0	0	0
<b>Totals</b>	15	1	0	15	0	0	0	31
<b><u>Other Violations</u></b>								
Violation of Pretrial Diversion	0	0	0	1	0	0	0	1
Violation of Informal Adjustment	0	0	0	0	0	0	0	0
<b>Totals</b>	0	0	0	1	0	0	0	1
<b><u>Special Proceedings</u></b>								
Judicial Review	99	2	2	64	0	0	0	167
Visitation	5	0	0	2	0	0	0	7
Administrative Review	4	0	0	0	0	0	0	4
Custody	1	1	0	2	0	0	0	4
Foster Care Review	0	0	0	0	0	0	0	0
Paternity / Legitimation	0	0	0	0	0	0	0	0
Child Support	0	0	0	0	0	0	0	0
Request for Medical Treatment	0	0	0	0	0	0	0	0
Consent to Marry	0	0	0	0	0	0	0	0
<b>Totals</b>	109	3	2	68	0	0	0	182
<b><u>Other</u></b>								
Other	1	0	0	1	0	0	0	2
<b>Totals</b>	1	0	0	1	0	0	0	2
<b>All Referral Totals</b>	209	6	4	133	0	0	0	352

**TENNESSEE COUNCIL OF JUVENILE AND FAMILY COURT JUDGES  
2008 JACKSON COUNTY JUVENILE COURT STATISTICAL DATA**

**Top 4 Referral Reasons by Race and Sex for CY 2008**

<b>Sex</b>	<b>Race</b>	<b>Referral Reason</b>	<b>Total</b>
<b>Male</b>			
	White	1. Judicial Review	<b>99</b>
		2. Traffic	<b>37</b>
		3. Dependency / Neglect	<b>15</b>
		4. Violation of Probation	<b>8</b>
	African American	1. Judicial Review	<b>2</b>
		2. Dependency / Neglect	<b>1</b>
		3. Possession of Tobacco Products	<b>1</b>
		4. Unruly Behavior	<b>1</b>
	Other Race	1. Judicial Review	<b>2</b>
		2. Traffic	<b>2</b>
<b>Female</b>			
	White	1. Judicial Review	<b>64</b>
		2. Traffic	<b>25</b>
		3. Dependency / Neglect	<b>12</b>
		4. Unruly Behavior	<b>5</b>



**TENNESSEE COUNCIL OF JUVENILE AND FAMILY COURT JUDGES  
2008 JACKSON COUNTY JUVENILE COURT STATISTICAL DATA**

**Top 4 Referral Reasons by Race and Sex and by Type of Offense for CY 2008**

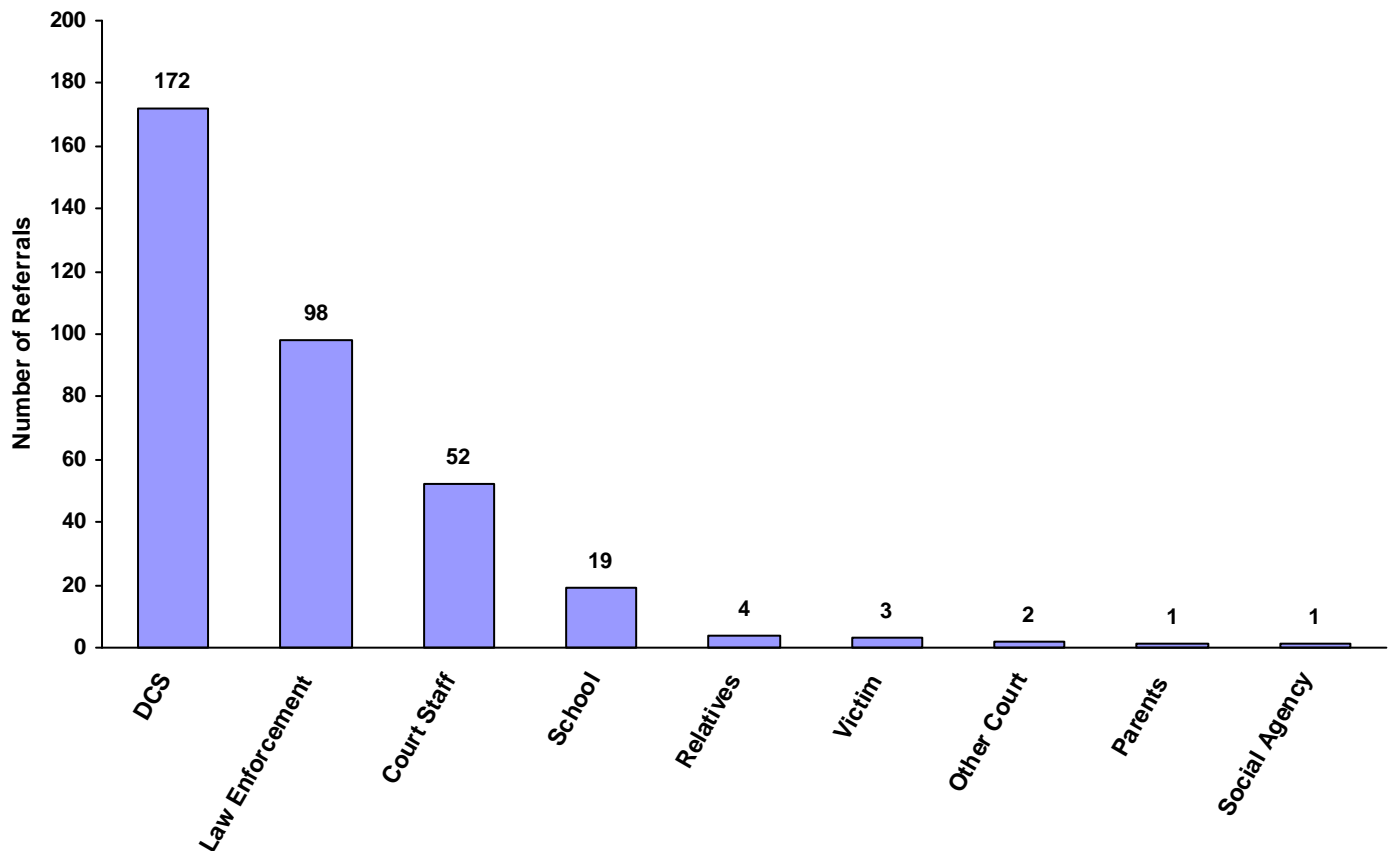
<b>Sex</b>	<b>Race</b>	<b>Referral Type</b>	<b>Referral Reason</b>	<b>Total</b>
Male	White	Delinquent	1. Traffic	37
			2. Violation of Probation	8
			3. Vandalism	7
			4. Theft of Property	4
		Status	1. Possession of Tobacco Products	4
			2. In-State Runaway	2
			3. Truancy	2
			4. Violation of a Valid Court Order	1
		Dependency and Neglect	1. Dependency / Neglect	15
			Special Proceedings	99
		Other	1. Judicial Review	5
			2. Visitation	4
			3. Administrative Review	1
			4. Custody	1
Male	African American	Status	1. Possession of Tobacco Products	1
			2. Unruly Behavior	1
		Dependency and Neglect	1. Dependency / Neglect	1
			Special Proceedings	2
Other	1. Judicial Review	1		
	2. Custody	1		
Male	Other Race	Delinquent	1. Traffic	2
		Special Proceedings	1. Judicial Review	2
Female	White	Delinquent	1. Traffic	25
			2. Theft of Property	2
			3. Possession/Consumption of Alcohol	2
			4. Driving Under Influence (DUI)	2
		Status	1. Unruly Behavior	5
			2. In-State Runaway	4
			3. Truancy	3
			4. Possession of Tobacco Products	2
		Dependency and Neglect	1. Dependency / Neglect	12
			2. Termination of Parental Rights	2
		Other Violations	3. Sexually Abused Child	1
			1. Violation of Pretrial Diversion	1
		Special Proceedings	1. Judicial Review	64
			2. Custody	2
3. Visitation	2			
1. Other	1			

**TENNESSEE COUNCIL OF JUVENILE AND FAMILY COURT JUDGES  
2008 JACKSON COUNTY JUVENILE COURT STATISTICAL DATA**

**Source of Referrals by Race and Sex for CY 2008**

	White Male	African American Male	Other Race Male	White Female	African American Female	Other Race Female	Unknown Race or Sex	Total	% of Total Referrals
Law Enforcement	65	0	2	31	0	0	0	98	27.84%
Parents	0	0	0	1	0	0	0	1	0.28%
Relatives	2	0	0	2	0	0	0	4	1.14%
Self	0	0	0	0	0	0	0	0	0.00%
School	6	2	0	11	0	0	0	19	5.40%
CSA	0	0	0	0	0	0	0	0	0.00%
DCS	104	4	0	64	0	0	0	172	48.86%
Other State Department	0	0	0	0	0	0	0	0	0.00%
District Attorney's Office	0	0	0	0	0	0	0	0	0.00%
Court Staff	28	0	2	22	0	0	0	52	14.77%
Social Agency	1	0	0	0	0	0	0	1	0.28%
Other Court	0	0	0	2	0	0	0	2	0.57%
Victim	3	0	0	0	0	0	0	3	0.85%
Child & Parent	0	0	0	0	0	0	0	0	0.00%
Hospital	0	0	0	0	0	0	0	0	0.00%
Unknown	0	0	0	0	0	0	0	0	0.00%
Other	0	0	0	0	0	0	0	0	0.00%
<b>Totals</b>	<b>209</b>	<b>6</b>	<b>4</b>	<b>133</b>	<b>0</b>	<b>0</b>	<b>0</b>	<b>352</b>	

**Total Source of Referrals**



**TENNESSEE COUNCIL OF JUVENILE AND FAMILY COURT JUDGES  
2008 JACKSON COUNTY JUVENILE COURT STATISTICAL DATA**

**Six Most Frequent Referral Reasons by Source, Race and Sex for CY 2008**

	White Male	African American Male	Other Race Male	White Female	African American Female	Other Race Female	Unknown Race or Sex	Total
<b><u>Law Enforcement</u></b>								
1. Traffic	37	0	2	23	0	0	0	62
2. Vandalism	7	0	0	0	0	0	0	7
3. Theft of Property	4	0	0	2	0	0	0	6
4. Burglary	3	0	0	0	0	0	0	3
5. Other Drug Offenses	3	0	0	0	0	0	0	3
6. Possession / Consumption of Alcohol	1	0	0	2	0	0	0	3
<b><u>Parents</u></b>								
1. In-State Runaway	0	0	0	1	0	0	0	1
2. NO REFERRAL SUBMITTED	0	0	0	0	0	0	0	0
<b><u>Relatives</u></b>								
1. Visitation	2	0	0	0	0	0	0	2
2. Custody	0	0	0	1	0	0	0	1
3. In-State Runaway	0	0	0	1	0	0	0	1
4. NO REFERRAL SUBMITTED	0	0	0	0	0	0	0	0
<b><u>Self</u></b>								
1. NO REFERRAL SUBMITTED	0	0	0	0	0	0	0	0
<b><u>School</u></b>								
1. Possession of Tobacco Products	4	1	0	2	0	0	0	7
2. Unruly Behavior	0	1	0	5	0	0	0	6
3. Truancy	2	0	0	3	0	0	0	5
4. Disorderly Conduct	0	0	0	1	0	0	0	1
5. NO REFERRAL SUBMITTED	0	0	0	0	0	0	0	0
<b><u>Community Service Agencies</u></b>								
1. NO REFERRAL SUBMITTED	0	0	0	0	0	0	0	0
<b><u>Department of Children's Services</u></b>								
1. Judicial Review	77	2	0	44	0	0	0	123
2. Dependency / Neglect	15	1	0	12	0	0	0	28
3. Violation of Probation	4	0	0	1	0	0	0	5
4. Visitation	3	0	0	2	0	0	0	5
5. Custody	1	1	0	1	0	0	0	3
6. Administrative Review	2	0	0	0	0	0	0	2
<b><u>Other State Department</u></b>								
1. NO REFERRAL SUBMITTED	0	0	0	0	0	0	0	0
<b><u>District Attorney's Office</u></b>								
1. NO REFERRAL SUBMITTED	0	0	0	0	0	0	0	0

**TENNESSEE COUNCIL OF JUVENILE AND FAMILY COURT JUDGES  
2008 JACKSON COUNTY JUVENILE COURT STATISTICAL DATA**

**Six Most Frequent Referral Reasons by Source, Race and Sex for CY 2008**

	White Male	African American Male	Other Race Male	White Female	African American Female	Other Race Female	Unknown Race or Sex	Total
<b><u>Court Staff</u></b>								
1. Judicial Review	22	0	2	20	0	0	0	44
2. Violation of Probation	3	0	0	0	0	0	0	3
3. Administrative Review	2	0	0	0	0	0	0	2
4. Other	0	0	0	1	0	0	0	1
5. Violation of a Valid Court Order	1	0	0	0	0	0	0	1
6. Violation of Pretrial Diversion	0	0	0	1	0	0	0	1
<b><u>Social Agency</u></b>								
1. Violation of Probation	1	0	0	0	0	0	0	1
2. NO REFERRAL SUBMITTED	0	0	0	0	0	0	0	0
<b><u>Other Court</u></b>								
1. Traffic	0	0	0	2	0	0	0	2
2. NO REFERRAL SUBMITTED	0	0	0	0	0	0	0	0
<b><u>Victim</u></b>								
1. Aggravated Assault	1	0	0	0	0	0	0	1
2. Assault	1	0	0	0	0	0	0	1
3. Worthless Checks	1	0	0	0	0	0	0	1
4. NO REFERRAL SUBMITTED	0	0	0	0	0	0	0	0
<b><u>Child &amp; Parent</u></b>								
1. NO REFERRAL SUBMITTED	0	0	0	0	0	0	0	0
<b><u>Hospital</u></b>								
1. NO REFERRAL SUBMITTED	0	0	0	0	0	0	0	0
<b><u>Unknown</u></b>								
1. NO REFERRAL SUBMITTED	0	0	0	0	0	0	0	0
<b><u>Other</u></b>								
1. NO REFERRAL SUBMITTED	0	0	0	0	0	0	0	0

**TENNESSEE COUNCIL OF JUVENILE AND FAMILY COURT JUDGES  
2008 JACKSON COUNTY JUVENILE COURT STATISTICAL DATA**

**Source of Referrals by Type of Offense, Race and Sex for CY 2008**

	White Male	African American Male	Other Race Male	White Female	African American Female	Other Race Female	Unknown Race or Sex	Total
<b><u>Delinquent</u></b>								
Law Enforcement	63	0	2	30	0	0	0	95
DCS	5	0	0	1	0	0	0	6
Court Staff	3	0	0	0	0	0	0	3
Victim	3	0	0	0	0	0	0	3
Other Court	0	0	0	2	0	0	0	2
School	0	0	0	1	0	0	0	1
Social Agency	1	0	0	0	0	0	0	1
Child & Parent	0	0	0	0	0	0	0	0
CSA	0	0	0	0	0	0	0	0
District Attorney's Office	0	0	0	0	0	0	0	0
Hospital	0	0	0	0	0	0	0	0
Other	0	0	0	0	0	0	0	0
Other State Department	0	0	0	0	0	0	0	0
Parents	0	0	0	0	0	0	0	0
Relatives	0	0	0	0	0	0	0	0
Self	0	0	0	0	0	0	0	0
Unknown	0	0	0	0	0	0	0	0
<b>Totals</b>	<b>75</b>	<b>0</b>	<b>2</b>	<b>34</b>	<b>0</b>	<b>0</b>	<b>0</b>	<b>111</b>

<b><u>Status/Unruly</u></b>								
School	6	2	0	10	0	0	0	18
DCS	1	0	0	1	0	0	0	2
Law Enforcement	1	0	0	1	0	0	0	2
Court Staff	1	0	0	0	0	0	0	1
Parents	0	0	0	1	0	0	0	1
Relatives	0	0	0	1	0	0	0	1
Child & Parent	0	0	0	0	0	0	0	0
CSA	0	0	0	0	0	0	0	0
District Attorney's Office	0	0	0	0	0	0	0	0
Hospital	0	0	0	0	0	0	0	0
Other	0	0	0	0	0	0	0	0
Other Court	0	0	0	0	0	0	0	0
Other State Department	0	0	0	0	0	0	0	0
Self	0	0	0	0	0	0	0	0
Social Agency	0	0	0	0	0	0	0	0
Unknown	0	0	0	0	0	0	0	0
Victim	0	0	0	0	0	0	0	0
<b>Totals</b>	<b>9</b>	<b>2</b>	<b>0</b>	<b>14</b>	<b>0</b>	<b>0</b>	<b>0</b>	<b>25</b>

**TENNESSEE COUNCIL OF JUVENILE AND FAMILY COURT JUDGES  
2008 JACKSON COUNTY JUVENILE COURT STATISTICAL DATA**

**Source of Referrals by Type of Offense, Race and Sex for CY 2008**

	White Male	African American Male	Other Race Male	White Female	African American Female	Other Race Female	Unknown Race or Sex	Total
<b><u>Dependency and Neglect</u></b>								
DCS	15	1	0	15	0	0	0	31
Child & Parent	0	0	0	0	0	0	0	0
Court Staff	0	0	0	0	0	0	0	0
CSA	0	0	0	0	0	0	0	0
District Attorney's Office	0	0	0	0	0	0	0	0
Hospital	0	0	0	0	0	0	0	0
Law Enforcement	0	0	0	0	0	0	0	0
Other	0	0	0	0	0	0	0	0
Other Court	0	0	0	0	0	0	0	0
Other State Department	0	0	0	0	0	0	0	0
Parents	0	0	0	0	0	0	0	0
Relatives	0	0	0	0	0	0	0	0
School	0	0	0	0	0	0	0	0
Self	0	0	0	0	0	0	0	0
Social Agency	0	0	0	0	0	0	0	0
Unknown	0	0	0	0	0	0	0	0
Victim	0	0	0	0	0	0	0	0
<b>Totals</b>	<b>15</b>	<b>1</b>	<b>0</b>	<b>15</b>	<b>0</b>	<b>0</b>	<b>0</b>	<b>31</b>

<b><u>Other Violations</u></b>								
Court Staff	0	0	0	1	0	0	0	1
Child & Parent	0	0	0	0	0	0	0	0
CSA	0	0	0	0	0	0	0	0
DCS	0	0	0	0	0	0	0	0
District Attorney's Office	0	0	0	0	0	0	0	0
Hospital	0	0	0	0	0	0	0	0
Law Enforcement	0	0	0	0	0	0	0	0
Other	0	0	0	0	0	0	0	0
Other Court	0	0	0	0	0	0	0	0
Other State Department	0	0	0	0	0	0	0	0
Parents	0	0	0	0	0	0	0	0
Relatives	0	0	0	0	0	0	0	0
School	0	0	0	0	0	0	0	0
Self	0	0	0	0	0	0	0	0
Social Agency	0	0	0	0	0	0	0	0
Unknown	0	0	0	0	0	0	0	0
Victim	0	0	0	0	0	0	0	0
<b>Totals</b>	<b>0</b>	<b>0</b>	<b>0</b>	<b>1</b>	<b>0</b>	<b>0</b>	<b>0</b>	<b>1</b>

**TENNESSEE COUNCIL OF JUVENILE AND FAMILY COURT JUDGES  
2008 JACKSON COUNTY JUVENILE COURT STATISTICAL DATA**

**Source of Referrals by Type of Offense, Race and Sex for CY 2008**

	White Male	African American Male	Other Race Male	White Female	African American Female	Other Race Female	Unknown Race or Sex	Total
<b><u>Special Proceedings</u></b>								
DCS	83	3	0	47	0	0	0	133
Court Staff	24	0	2	20	0	0	0	46
Relatives	2	0	0	1	0	0	0	3
Child & Parent	0	0	0	0	0	0	0	0
CSA	0	0	0	0	0	0	0	0
District Attorney's Office	0	0	0	0	0	0	0	0
Hospital	0	0	0	0	0	0	0	0
Law Enforcement	0	0	0	0	0	0	0	0
Other	0	0	0	0	0	0	0	0
Other Court	0	0	0	0	0	0	0	0
Other State Department	0	0	0	0	0	0	0	0
Parents	0	0	0	0	0	0	0	0
School	0	0	0	0	0	0	0	0
Self	0	0	0	0	0	0	0	0
Social Agency	0	0	0	0	0	0	0	0
Unknown	0	0	0	0	0	0	0	0
Victim	0	0	0	0	0	0	0	0
<b>Totals</b>	<b>109</b>	<b>3</b>	<b>2</b>	<b>68</b>	<b>0</b>	<b>0</b>	<b>0</b>	<b>182</b>
<b><u>Other</u></b>								
Court Staff	0	0	0	1	0	0	0	1
Law Enforcement	1	0	0	0	0	0	0	1
Child & Parent	0	0	0	0	0	0	0	0
CSA	0	0	0	0	0	0	0	0
DCS	0	0	0	0	0	0	0	0
District Attorney's Office	0	0	0	0	0	0	0	0
Hospital	0	0	0	0	0	0	0	0
Other	0	0	0	0	0	0	0	0
Other Court	0	0	0	0	0	0	0	0
Other State Department	0	0	0	0	0	0	0	0
Parents	0	0	0	0	0	0	0	0
Relatives	0	0	0	0	0	0	0	0
School	0	0	0	0	0	0	0	0
Self	0	0	0	0	0	0	0	0
Social Agency	0	0	0	0	0	0	0	0
Unknown	0	0	0	0	0	0	0	0
Victim	0	0	0	0	0	0	0	0
<b>Totals</b>	<b>1</b>	<b>0</b>	<b>0</b>	<b>1</b>	<b>0</b>	<b>0</b>	<b>0</b>	<b>2</b>
<b>All Referral Source Totals</b>	<b>209</b>	<b>6</b>	<b>4</b>	<b>133</b>	<b>0</b>	<b>0</b>	<b>0</b>	<b>352</b>

**TENNESSEE COUNCIL OF JUVENILE AND FAMILY COURT JUDGES  
2008 JACKSON COUNTY JUVENILE COURT STATISTICAL DATA**

**Children Referred for Unlawful Carrying/Possession of a Weapon for CY 2008  
Total Children = 182**

	White Male	African American Male	Other Race Male	White Female	African American Female	Other Race Female	Unknown Race or Sex	Total	% of All Children Referred
Age Under 1	0	0	0	0	0	0	0	0	0.00%
Age 1	0	0	0	0	0	0	0	0	0.00%
Age 2	0	0	0	0	0	0	0	0	0.00%
Age 3	0	0	0	0	0	0	0	0	0.00%
Age 4	0	0	0	0	0	0	0	0	0.00%
Age 5	0	0	0	0	0	0	0	0	0.00%
Age 6	0	0	0	0	0	0	0	0	0.00%
Age 7	0	0	0	0	0	0	0	0	0.00%
Age 8	0	0	0	0	0	0	0	0	0.00%
Age 9	0	0	0	0	0	0	0	0	0.00%
Age 10	0	0	0	0	0	0	0	0	0.00%
Age 11	0	0	0	0	0	0	0	0	0.00%
Age 12	0	0	0	0	0	0	0	0	0.00%
Age 13	0	0	0	0	0	0	0	0	0.00%
Age 14	0	0	0	0	0	0	0	0	0.00%
Age 15	0	0	0	0	0	0	0	0	0.00%
Age 16	0	0	0	0	0	0	0	0	0.00%
Age 17	0	0	0	0	0	0	0	0	0.00%
Age 18	0	0	0	0	0	0	0	0	0.00%
Age 19 and Over	0	0	0	0	0	0	0	0	0.00%
<b>Totals</b>	<b>0</b>	<b>0</b>	<b>0</b>	<b>0</b>	<b>0</b>	<b>0</b>	<b>0</b>	<b>0</b>	

**Total Children Referred for Unlawfully Carrying/Possessing Weapons**



**TENNESSEE COUNCIL OF JUVENILE AND FAMILY COURT JUDGES  
2008 JACKSON COUNTY JUVENILE COURT STATISTICAL DATA**

**Children Referred for Carrying Weapons on School Property for CY 2008  
Total Children = 182**

	White Male	African American Male	Other Race Male	White Female	African American Female	Other Race Female	Unknown Race or Sex	Total	% of Children Referred
Age Under 1	0	0	0	0	0	0	0	0	0.00%
Age 1	0	0	0	0	0	0	0	0	0.00%
Age 2	0	0	0	0	0	0	0	0	0.00%
Age 3	0	0	0	0	0	0	0	0	0.00%
Age 4	0	0	0	0	0	0	0	0	0.00%
Age 5	0	0	0	0	0	0	0	0	0.00%
Age 6	0	0	0	0	0	0	0	0	0.00%
Age 7	0	0	0	0	0	0	0	0	0.00%
Age 8	0	0	0	0	0	0	0	0	0.00%
Age 9	0	0	0	0	0	0	0	0	0.00%
Age 10	0	0	0	0	0	0	0	0	0.00%
Age 11	0	0	0	0	0	0	0	0	0.00%
Age 12	0	0	0	0	0	0	0	0	0.00%
Age 13	0	0	0	0	0	0	0	0	0.00%
Age 14	0	0	0	0	0	0	0	0	0.00%
Age 15	0	0	0	0	0	0	0	0	0.00%
Age 16	0	0	0	0	0	0	0	0	0.00%
Age 17	0	0	0	0	0	0	0	0	0.00%
Age 18	0	0	0	0	0	0	0	0	0.00%
Age 19 and Over	0	0	0	0	0	0	0	0	0.00%
<b>Totals</b>	<b>0</b>	<b>0</b>	<b>0</b>	<b>0</b>	<b>0</b>	<b>0</b>	<b>0</b>	<b>0</b>	

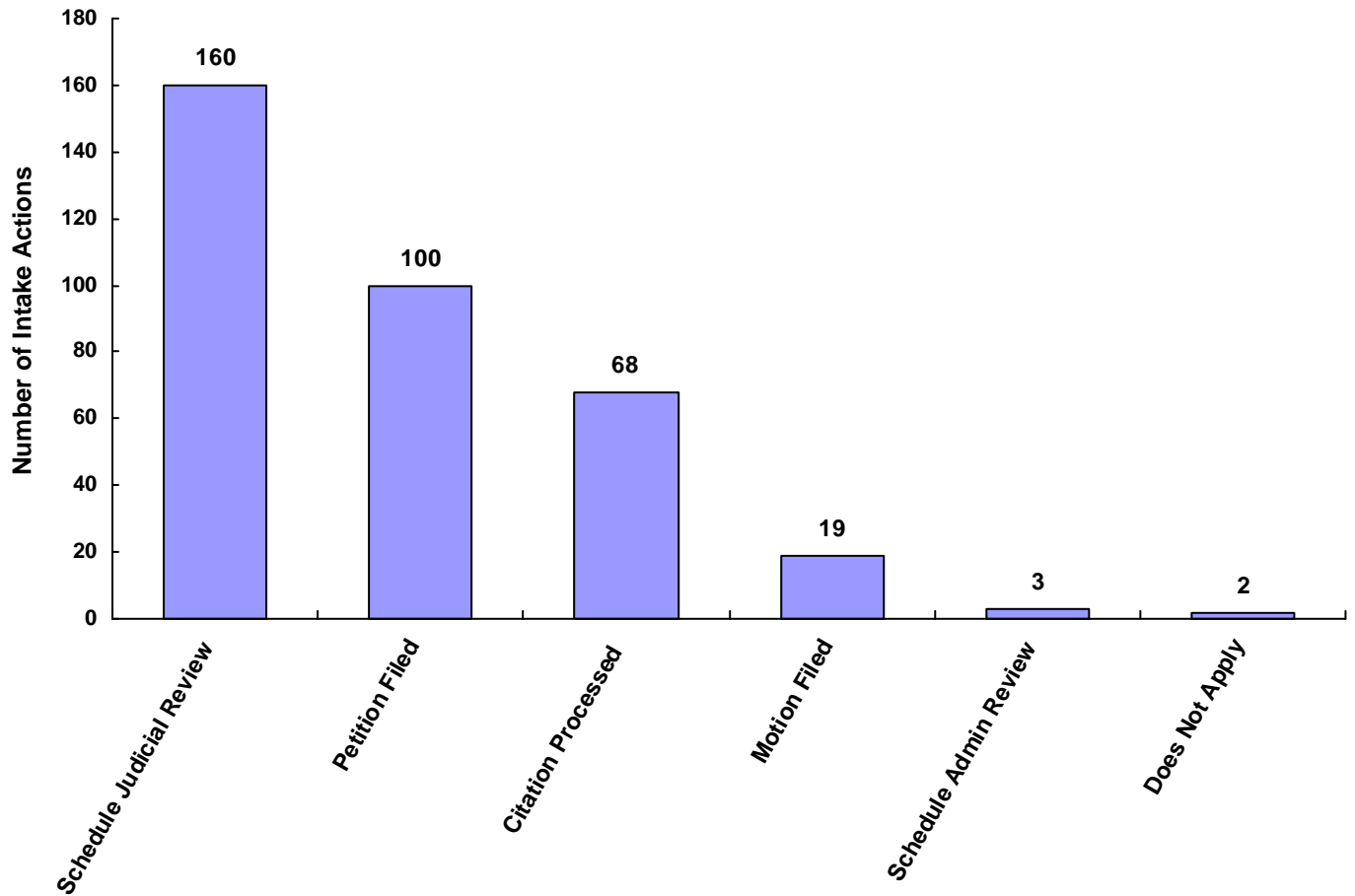
**Total Children Referred for Carrying Weapons on School Property**

**TENNESSEE COUNCIL OF JUVENILE AND FAMILY COURT JUDGES  
2008 JACKSON COUNTY JUVENILE COURT STATISTICAL DATA**

**Intake Actions at Referral by Race and Sex for CY 2008**

	White Male	African American Male	Other Race Male	White Female	African American Female	Other Race Female	Unknown Race or Sex	Total	% of Total Referrals
Petition Filed	60	2	0	38	0	0	0	100	28.41%
Motion Filed	10	2	0	7	0	0	0	19	5.40%
Citation Processed	39	1	2	26	0	0	0	68	19.32%
Paternity Processed Notice	0	0	0	0	0	0	0	0	0.00%
Schedule Judicial Review	96	1	2	61	0	0	0	160	45.45%
Schedule Admin Review	3	0	0	0	0	0	0	3	0.85%
Schedule Foster Care Review	0	0	0	0	0	0	0	0	0.00%
Unknown	0	0	0	0	0	0	0	0	0.00%
Does Not Apply	1	0	0	1	0	0	0	2	0.57%
Other	0	0	0	0	0	0	0	0	0.00%
<b>Totals</b>	<b>209</b>	<b>6</b>	<b>4</b>	<b>133</b>	<b>0</b>	<b>0</b>	<b>0</b>	<b>352</b>	

**Total Intake Actions at Referral**



**TENNESSEE COUNCIL OF JUVENILE AND FAMILY COURT JUDGES  
2008 JACKSON COUNTY JUVENILE COURT STATISTICAL DATA**

**Intake Actions of Referrals by Class of Offense, Race and Sex for CY 2008**

	White Male	African American Male	Other Race Male	White Female	African American Female	Other Race Female	Unknown Race or Sex	Total
<b><u>Offenses Against Persons</u></b>								
Petition Filed	8	0	0	0	0	0	0	8
Motion Filed	0	0	0	0	0	0	0	0
Citation Processed	0	0	0	0	0	0	0	0
Notification of Paternity Processed	0	0	0	0	0	0	0	0
Scheduling of Judicial Review	0	0	0	0	0	0	0	0
Scheduling of Administrative Review	0	0	0	0	0	0	0	0
Scheduling of Foster Care Review	0	0	0	0	0	0	0	0
Unknown	0	0	0	0	0	0	0	0
Does Not Apply	0	0	0	0	0	0	0	0
Other	0	0	0	0	0	0	0	0
<b>Totals</b>	<b>8</b>	<b>0</b>	<b>0</b>	<b>0</b>	<b>0</b>	<b>0</b>	<b>0</b>	<b>8</b>

<b><u>Offenses Against Property</u></b>								
Petition Filed	16	0	0	2	0	0	0	18
Motion Filed	0	0	0	0	0	0	0	0
Citation Processed	0	0	0	0	0	0	0	0
Notification of Paternity Processed	0	0	0	0	0	0	0	0
Scheduling of Judicial Review	0	0	0	0	0	0	0	0
Scheduling of Administrative Review	0	0	0	0	0	0	0	0
Scheduling of Foster Care Review	0	0	0	0	0	0	0	0
Unknown	0	0	0	0	0	0	0	0
Does Not Apply	0	0	0	0	0	0	0	0
Other	0	0	0	0	0	0	0	0
<b>Totals</b>	<b>16</b>	<b>0</b>	<b>0</b>	<b>2</b>	<b>0</b>	<b>0</b>	<b>0</b>	<b>18</b>

<b><u>Illegal Conduct</u></b>								
Citation Processed	35	0	2	24	0	0	0	61
Petition Filed	16	0	0	7	0	0	0	23
Does Not Apply	0	0	0	1	0	0	0	1
Motion Filed	0	0	0	0	0	0	0	0
Notification of Paternity Processed	0	0	0	0	0	0	0	0
Scheduling of Judicial Review	0	0	0	0	0	0	0	0
Scheduling of Administrative Review	0	0	0	0	0	0	0	0
Scheduling of Foster Care Review	0	0	0	0	0	0	0	0
Unknown	0	0	0	0	0	0	0	0
Other	0	0	0	0	0	0	0	0
<b>Totals</b>	<b>51</b>	<b>0</b>	<b>2</b>	<b>32</b>	<b>0</b>	<b>0</b>	<b>0</b>	<b>85</b>

**TENNESSEE COUNCIL OF JUVENILE AND FAMILY COURT JUDGES  
2008 JACKSON COUNTY JUVENILE COURT STATISTICAL DATA**

**Intake Actions of Referrals by Class of Offense, Race and Sex for CY 2008**

	White Male	African American Male	Other Race Male	White Female	African American Female	Other Race Female	Unknown Race or Sex	Total
<b><u>Status Offenses</u></b>								
Petition Filed	4	1	0	12	0	0	0	17
Citation Processed	4	1	0	2	0	0	0	7
Does Not Apply	1	0	0	0	0	0	0	1
Motion Filed	0	0	0	0	0	0	0	0
Notification of Paternity Processed	0	0	0	0	0	0	0	0
Scheduling of Judicial Review	0	0	0	0	0	0	0	0
Scheduling of Administrative Review	0	0	0	0	0	0	0	0
Scheduling of Foster Care Review	0	0	0	0	0	0	0	0
Unknown	0	0	0	0	0	0	0	0
Other	0	0	0	0	0	0	0	0
<b>Totals</b>	<b>9</b>	<b>2</b>	<b>0</b>	<b>14</b>	<b>0</b>	<b>0</b>	<b>0</b>	<b>25</b>

<b><u>Dependency/Neglect</u></b>								
Petition Filed	15	1	0	15	0	0	0	31
Motion Filed	0	0	0	0	0	0	0	0
Citation Processed	0	0	0	0	0	0	0	0
Notification of Paternity Processed	0	0	0	0	0	0	0	0
Scheduling of Judicial Review	0	0	0	0	0	0	0	0
Scheduling of Administrative Review	0	0	0	0	0	0	0	0
Scheduling of Foster Care Review	0	0	0	0	0	0	0	0
Unknown	0	0	0	0	0	0	0	0
Does Not Apply	0	0	0	0	0	0	0	0
Other	0	0	0	0	0	0	0	0
<b>Totals</b>	<b>15</b>	<b>1</b>	<b>0</b>	<b>15</b>	<b>0</b>	<b>0</b>	<b>0</b>	<b>31</b>

<b><u>Other Violation Proceedings</u></b>								
Motion Filed	0	0	0	1	0	0	0	1
Petition Filed	0	0	0	0	0	0	0	0
Citation Processed	0	0	0	0	0	0	0	0
Notification of Paternity Processed	0	0	0	0	0	0	0	0
Scheduling of Judicial Review	0	0	0	0	0	0	0	0
Scheduling of Administrative Review	0	0	0	0	0	0	0	0
Scheduling of Foster Care Review	0	0	0	0	0	0	0	0
Unknown	0	0	0	0	0	0	0	0
Does Not Apply	0	0	0	0	0	0	0	0
Other	0	0	0	0	0	0	0	0
<b>Totals</b>	<b>0</b>	<b>0</b>	<b>0</b>	<b>1</b>	<b>0</b>	<b>0</b>	<b>0</b>	<b>1</b>

**TENNESSEE COUNCIL OF JUVENILE AND FAMILY COURT JUDGES  
2008 JACKSON COUNTY JUVENILE COURT STATISTICAL DATA**

**Intake Actions of Referrals by Class of Offense, Race and Sex for CY 2008**

	White Male	African American Male	Other Race Male	White Female	African American Female	Other Race Female	Unknown Race or Sex	Total
<b><u>Parentage</u></b>								
Motion Filed	6	1	0	4	0	0	0	11
Petition Filed	0	0	0	0	0	0	0	0
Citation Processed	0	0	0	0	0	0	0	0
Notification of Paternity Processed	0	0	0	0	0	0	0	0
Scheduling of Judicial Review	0	0	0	0	0	0	0	0
Scheduling of Administrative Review	0	0	0	0	0	0	0	0
Scheduling of Foster Care Review	0	0	0	0	0	0	0	0
Unknown	0	0	0	0	0	0	0	0
Does Not Apply	0	0	0	0	0	0	0	0
Other	0	0	0	0	0	0	0	0
<b>Totals</b>	<b>6</b>	<b>1</b>	<b>0</b>	<b>4</b>	<b>0</b>	<b>0</b>	<b>0</b>	<b>11</b>
<b><u>Special Proceedings</u></b>								
Scheduling of Judicial Review	96	1	2	61	0	0	0	160
Motion Filed	4	1	0	2	0	0	0	7
Scheduling of Administrative Review	3	0	0	0	0	0	0	3
Petition Filed	0	0	0	1	0	0	0	1
Citation Processed	0	0	0	0	0	0	0	0
Notification of Paternity Processed	0	0	0	0	0	0	0	0
Scheduling of Foster Care Review	0	0	0	0	0	0	0	0
Unknown	0	0	0	0	0	0	0	0
Does Not Apply	0	0	0	0	0	0	0	0
Other	0	0	0	0	0	0	0	0
<b>Totals</b>	<b>103</b>	<b>2</b>	<b>2</b>	<b>64</b>	<b>0</b>	<b>0</b>	<b>0</b>	<b>171</b>
<b><u>Other</u></b>								
Petition Filed	1	0	0	1	0	0	0	2
Motion Filed	0	0	0	0	0	0	0	0
Citation Processed	0	0	0	0	0	0	0	0
Notification of Paternity Processed	0	0	0	0	0	0	0	0
Scheduling of Judicial Review	0	0	0	0	0	0	0	0
Scheduling of Administrative Review	0	0	0	0	0	0	0	0
Scheduling of Foster Care Review	0	0	0	0	0	0	0	0
Unknown	0	0	0	0	0	0	0	0
Does Not Apply	0	0	0	0	0	0	0	0
Other	0	0	0	0	0	0	0	0
<b>Totals</b>	<b>1</b>	<b>0</b>	<b>0</b>	<b>1</b>	<b>0</b>	<b>0</b>	<b>0</b>	<b>2</b>
<b>All Intake Action Totals</b>	<b>209</b>	<b>6</b>	<b>4</b>	<b>133</b>	<b>0</b>	<b>0</b>	<b>0</b>	<b>352</b>

**TENNESSEE COUNCIL OF JUVENILE AND FAMILY COURT JUDGES  
2008 JACKSON COUNTY JUVENILE COURT STATISTICAL DATA**

**Detention Statistics at Referral by Individual Child by Race and Sex for CY 2008**

	<b>White Male</b>	<b>African American Male</b>	<b>Other Race Male</b>	<b>White Female</b>	<b>African American Female</b>	<b>Other Race Female</b>	<b>Unknown Race or Sex</b>	<b>Total</b>	<b>% of Total Children</b>
Does Not Apply	106	1	3	70	0	0	0	<b>180</b>	<b>98.90%</b>
Juvenile Detention Facility	0	0	0	2	0	0	0	<b>2</b>	<b>1.10%</b>
Non-Secure Placement	0	0	0	0	0	0	0	<b>0</b>	<b>0.00%</b>
Jail - Complete Separation	0	0	0	0	0	0	0	<b>0</b>	<b>0.00%</b>
Jail - Partial Separation	0	0	0	0	0	0	0	<b>0</b>	<b>0.00%</b>
Jail - No Separation	0	0	0	0	0	0	0	<b>0</b>	<b>0.00%</b>
Psychiatric Hospital	0	0	0	0	0	0	0	<b>0</b>	<b>0.00%</b>
Unknown	0	0	0	0	0	0	0	<b>0</b>	<b>0.00%</b>
Other	0	0	0	0	0	0	0	<b>0</b>	<b>0.00%</b>
<b>Totals</b>	<b>106</b>	<b>1</b>	<b>3</b>	<b>72</b>	<b>0</b>	<b>0</b>	<b>0</b>	<b>182</b>	

**Detention Statistics at Referral by Individual Case for CY 2008**

	<b>Cases</b>	<b>% of Total Cases</b>
Does Not Apply	346	98.58%
Juvenile Detention Facility	4	1.14%
Other	1	0.29%
Non-Secure Placement	0	0.00%
Jail - Complete Separation	0	0.00%
Jail - Partial Separation	0	0.00%
Jail - No Separation	0	0.00%
Psychiatric Hospital	0	0.00%
Unknown	0	0.00%
	<b>351</b>	<b>100.00%</b>

Detention Statistics above are reported separately by Child and by Case. One child may have multiple cases.

Does Not Apply: Refers to cases not eligible for detention due to the type of Referral or the decision not to detain.

**TENNESSEE COUNCIL OF JUVENILE AND FAMILY COURT JUDGES  
2008 JACKSON COUNTY JUVENILE COURT STATISTICAL DATA**

**Placement after Secure Detention Hearing by Individual Child by Race and Sex for CY 2008**

	White Male	African American Male	Other Race Male	White Female	African American Female	Other Race Female	Unknown Race or Sex	Total	% of Total Children
Does Not Apply	106	1	3	70	0	0	0	180	98.90%
Returned to Prior Living Arr	0	0	0	2	0	0	0	2	1.10%
Juvenile Detention Facility	0	0	0	0	0	0	0	0	0.00%
Jail	0	0	0	0	0	0	0	0	0.00%
Shelter / Group Home	0	0	0	0	0	0	0	0	0.00%
Foster Family Home	0	0	0	0	0	0	0	0	0.00%
Psychiatric Hospital	0	0	0	0	0	0	0	0	0.00%
Unknown	0	0	0	0	0	0	0	0	0.00%
Other	0	0	0	0	0	0	0	0	0.00%
<b>Totals</b>	<b>106</b>	<b>1</b>	<b>3</b>	<b>72</b>	<b>0</b>	<b>0</b>	<b>0</b>	<b>182</b>	

**Placement after Secure Detention Hearing by Individual Case for CY 2008**

	Cases	% of Total Cases
Does Not Apply	346	98.58%
Returned to Prior Living Arrangement	2	0.57%
Juvenile Detention Facility	1	0.29%
Shelter / Group Home	1	0.29%
Foster Family Home	1	0.29%
Jail	0	0.00%
Psychiatric Hospital	0	0.00%
Unknown	0	0.00%
Other	0	0.00%
	<b>351</b>	<b>100.00%</b>

Detention Statistics above are reported separately by Child and by Case. One child may have multiple cases.

Does Not Apply: Refers to cases not eligible for detention due to the type of Referral or the decision not to detain.

**TENNESSEE COUNCIL OF JUVENILE AND FAMILY COURT JUDGES  
2008 JACKSON COUNTY JUVENILE COURT STATISTICAL DATA**

**Dispositional Procedures for CY 2008**

**Procedures used to Dispose or Adjust all Referrals**

	<b>Number</b>	<b>% of All Referrals</b>
Formally Adjudicated	135	38.35%
Informally Adjusted	0	0.00%
Transfer to Adult Court Hearings and Charges Cleared	0	0.00%
Otherwise Handled	217	61.65%
	<b>352</b>	<b>100.00%</b>

**Referrals Disposed by Formal Adjudicatory Proceedings**

	<b>Number</b>	<b>% of All Referrals</b>
Dismissed	56	15.91%
Retired / Nolle Prosequi	1	0.28%
Complaint Substantiated Delinquent	27	7.67%
Complaint Substantiated Status Offender	12	3.41%
Complaint Substantiated Dependent/Neglect	38	10.80%
Complaint Substantiated Abused	1	0.28%
Complaint Substantiated Mentally Ill	0	0.00%
	<b>135</b>	<b>38.35%</b>

**Referrals Disposed by Other Actions**

	<b>Number</b>	<b>% of All Referrals</b>
Informal Adjustment	0	0.00%
Transfer to Adult Court Hearing	0	0.00%
Charges Cleared by Transfer to Adult Court	0	0.00%
Pretrial Diversion	34	9.66%
Special Proceeding	1	0.28%
Review Concluded	54	15.34%
Case Held Open	124	35.23%
Other	4	1.14%
Unknown	0	0.00%
	<b>217</b>	<b>61.65%</b>

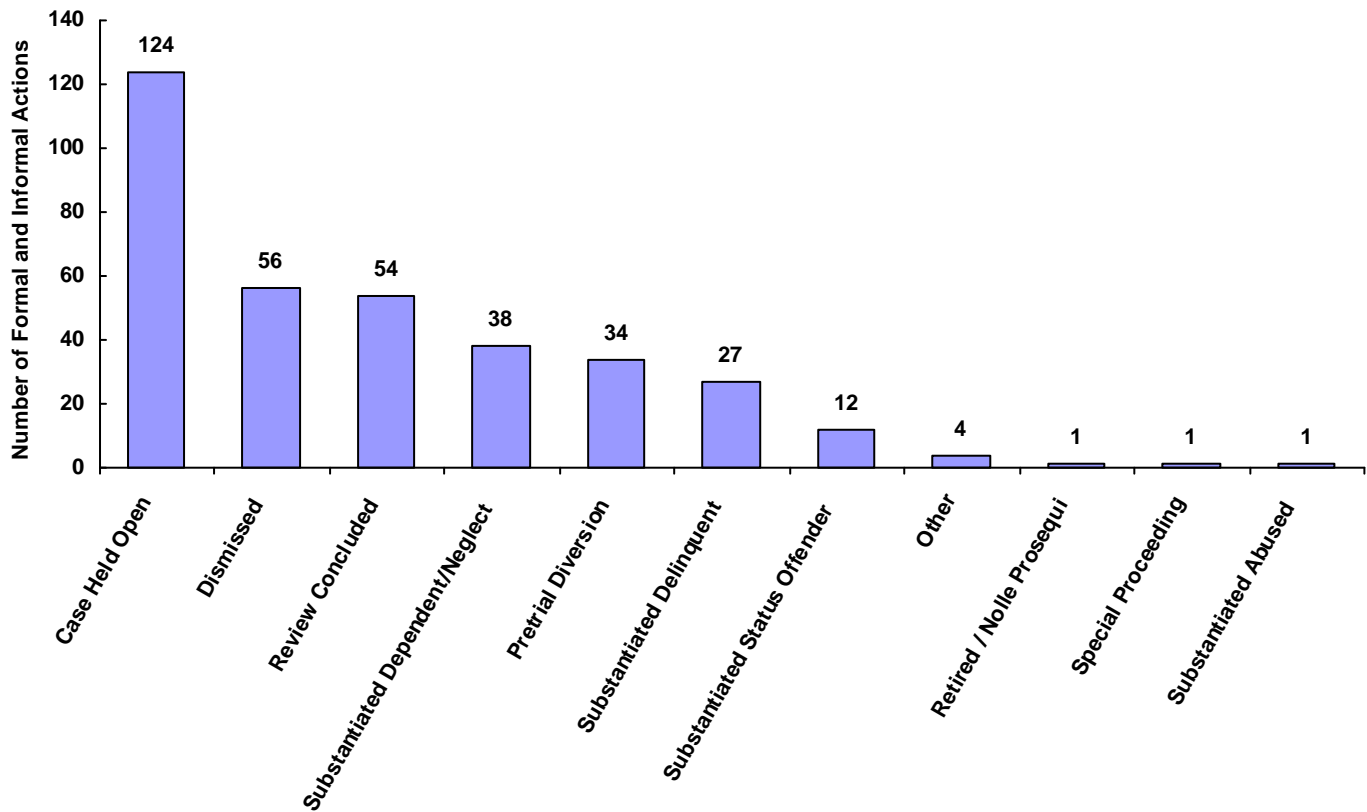


**TENNESSEE COUNCIL OF JUVENILE AND FAMILY COURT JUDGES  
2008 JACKSON COUNTY JUVENILE COURT STATISTICAL DATA**

**Formal and Informal Actions by Race and Sex for CY 2008**

	White Male	African American Male	Other Race Male	White Female	African American Female	Other Race Female	Unknown Race or Sex	Total	% of Total Referrals
Dismissed	33	1	2	20	0	0	0	56	15.91%
Retired / Nolle Prosequi	1	0	0	0	0	0	0	1	0.28%
Substantiated Delinquent	22	0	0	5	0	0	0	27	7.67%
Substantiated Status Offender	4	1	0	7	0	0	0	12	3.41%
Substantiated Dependent/Neglect	23	1	0	14	0	0	0	38	10.80%
Substantiated Abused	0	0	0	1	0	0	0	1	0.28%
Substantiated Mentally Ill	0	0	0	0	0	0	0	0	0.00%
Informal Adjustment	0	0	0	0	0	0	0	0	0.00%
Pretrial Diversion	18	0	1	15	0	0	0	34	9.66%
Transfer to Adult Court Hearing	0	0	0	0	0	0	0	0	0.00%
Cleared by Transfer to Adult Court	0	0	0	0	0	0	0	0	0.00%
Special Proceeding	0	0	0	1	0	0	0	1	0.28%
Review Concluded	25	1	1	27	0	0	0	54	15.34%
Case Held Open	81	2	0	41	0	0	0	124	35.23%
Unknown	0	0	0	0	0	0	0	0	0.00%
Other	2	0	0	2	0	0	0	4	1.14%
<b>Totals</b>	<b>209</b>	<b>6</b>	<b>4</b>	<b>133</b>	<b>0</b>	<b>0</b>	<b>0</b>	<b>352</b>	

**Total Formal and Informal Actions**



**TENNESSEE COUNCIL OF JUVENILE AND FAMILY COURT JUDGES  
2008 JACKSON COUNTY JUVENILE COURT STATISTICAL DATA**

**Formal and Informal Actions by Type of Offense, Race and Sex for CY 2008**

	White Male	African American Male	Other Race Male	White Female	African American Female	Other Race Female	Unknown Race or Sex	Total
<b><u>Delinquent</u></b>								
Dismissed	22	0	1	14	0	0	0	37
Pretrial Diversion	17	0	1	15	0	0	0	33
Complaint Substantiated Delinquent	20	0	0	3	0	0	0	23
Case Held Open	12	0	0	2	0	0	0	14
Other	2	0	0	0	0	0	0	2
Retired / Nolle Prosequi	1	0	0	0	0	0	0	1
Complaint Substantiated Dependent/Neglect	1	0	0	0	0	0	0	1
Complaint Substantiated Status Offender	0	0	0	0	0	0	0	0
Complaint Substantiated Abused	0	0	0	0	0	0	0	0
Complaint Substantiated Mentally Ill	0	0	0	0	0	0	0	0
Informal Adjustment	0	0	0	0	0	0	0	0
Transfer to Adult Court Hearing	0	0	0	0	0	0	0	0
Charges Cleared by Transfer to Adult Court	0	0	0	0	0	0	0	0
Special Proceeding	0	0	0	0	0	0	0	0
Review Concluded	0	0	0	0	0	0	0	0
Unknown	0	0	0	0	0	0	0	0
<b>Totals</b>	<b>75</b>	<b>0</b>	<b>2</b>	<b>34</b>	<b>0</b>	<b>0</b>	<b>0</b>	<b>111</b>

<b><u>Status</u></b>								
Complaint Substantiated Status Offender	4	1	0	7	0	0	0	12
Dismissed	3	1	0	2	0	0	0	6
Case Held Open	1	0	0	5	0	0	0	6
Pretrial Diversion	1	0	0	0	0	0	0	1
Retired / Nolle Prosequi	0	0	0	0	0	0	0	0
Complaint Substantiated Delinquent	0	0	0	0	0	0	0	0
Complaint Substantiated Dependent/Neglect	0	0	0	0	0	0	0	0
Complaint Substantiated Abused	0	0	0	0	0	0	0	0
Complaint Substantiated Mentally Ill	0	0	0	0	0	0	0	0
Informal Adjustment	0	0	0	0	0	0	0	0
Transfer to Adult Court Hearing	0	0	0	0	0	0	0	0
Charges Cleared by Transfer to Adult Court	0	0	0	0	0	0	0	0
Special Proceeding	0	0	0	0	0	0	0	0
Review Concluded	0	0	0	0	0	0	0	0
Unknown	0	0	0	0	0	0	0	0
Other	0	0	0	0	0	0	0	0
<b>Totals</b>	<b>9</b>	<b>2</b>	<b>0</b>	<b>14</b>	<b>0</b>	<b>0</b>	<b>0</b>	<b>25</b>

**TENNESSEE COUNCIL OF JUVENILE AND FAMILY COURT JUDGES  
2008 JACKSON COUNTY JUVENILE COURT STATISTICAL DATA**

**Formal and Informal Actions by Type of Offense, Race and Sex for CY 2008**

	White Male	African American Male	Other Race Male	White Female	African American Female	Other Race Female	Unknown Race or Sex	Total
<b><u>Dependency and Neglect</u></b>								
Complaint Substantiated Dependent/Neglect	15	1	0	11	0	0	0	27
Other	0	0	0	2	0	0	0	2
Complaint Substantiated Abused	0	0	0	1	0	0	0	1
Case Held Open	0	0	0	1	0	0	0	1
Dismissed	0	0	0	0	0	0	0	0
Retired / Nolle Prosequi	0	0	0	0	0	0	0	0
Complaint Substantiated Delinquent	0	0	0	0	0	0	0	0
Complaint Substantiated Status Offender	0	0	0	0	0	0	0	0
Complaint Substantiated Mentally Ill	0	0	0	0	0	0	0	0
Informal Adjustment	0	0	0	0	0	0	0	0
Pretrial Diversion	0	0	0	0	0	0	0	0
Transfer to Adult Court Hearing	0	0	0	0	0	0	0	0
Charges Cleared by Transfer to Adult Court	0	0	0	0	0	0	0	0
Special Proceeding	0	0	0	0	0	0	0	0
Review Concluded	0	0	0	0	0	0	0	0
Unknown	0	0	0	0	0	0	0	0
<b>Totals</b>	<b>15</b>	<b>1</b>	<b>0</b>	<b>15</b>	<b>0</b>	<b>0</b>	<b>0</b>	<b>31</b>
<b><u>Other Violations</u></b>								
Complaint Substantiated Delinquent	0	0	0	1	0	0	0	1
Dismissed	0	0	0	0	0	0	0	0
Retired / Nolle Prosequi	0	0	0	0	0	0	0	0
Complaint Substantiated Status Offender	0	0	0	0	0	0	0	0
Complaint Substantiated Dependent/Neglect	0	0	0	0	0	0	0	0
Complaint Substantiated Abused	0	0	0	0	0	0	0	0
Complaint Substantiated Mentally Ill	0	0	0	0	0	0	0	0
Informal Adjustment	0	0	0	0	0	0	0	0
Pretrial Diversion	0	0	0	0	0	0	0	0
Transfer to Adult Court Hearing	0	0	0	0	0	0	0	0
Charges Cleared by Transfer to Adult Court	0	0	0	0	0	0	0	0
Special Proceeding	0	0	0	0	0	0	0	0
Review Concluded	0	0	0	0	0	0	0	0
Case Held Open	0	0	0	0	0	0	0	0
Unknown	0	0	0	0	0	0	0	0
Other	0	0	0	0	0	0	0	0
<b>Totals</b>	<b>0</b>	<b>0</b>	<b>0</b>	<b>1</b>	<b>0</b>	<b>0</b>	<b>0</b>	<b>1</b>

**TENNESSEE COUNCIL OF JUVENILE AND FAMILY COURT JUDGES  
2008 JACKSON COUNTY JUVENILE COURT STATISTICAL DATA**

**Formal and Informal Actions by Type of Offense, Race and Sex for CY 2008**

	White Male	African American Male	Other Race Male	White Female	African American Female	Other Race Female	Unknown Race or Sex	Total
<b><u>Special Proceedings</u></b>								
Case Held Open	67	2	0	33	0	0	0	102
Review Concluded	25	1	1	27	0	0	0	54
Dismissed	8	0	1	4	0	0	0	13
Complaint Substantiated Dependent/Neglect	7	0	0	3	0	0	0	10
Complaint Substantiated Delinquent	2	0	0	0	0	0	0	2
Special Proceeding	0	0	0	1	0	0	0	1
Retired / Nolle Prosequi	0	0	0	0	0	0	0	0
Complaint Substantiated Status Offender	0	0	0	0	0	0	0	0
Complaint Substantiated Abused	0	0	0	0	0	0	0	0
Complaint Substantiated Mentally Ill	0	0	0	0	0	0	0	0
Informal Adjustment	0	0	0	0	0	0	0	0
Pretrial Diversion	0	0	0	0	0	0	0	0
Transfer to Adult Court Hearing	0	0	0	0	0	0	0	0
Charges Cleared by Transfer to Adult Court	0	0	0	0	0	0	0	0
Unknown	0	0	0	0	0	0	0	0
Other	0	0	0	0	0	0	0	0
<b>Totals</b>	<b>109</b>	<b>3</b>	<b>2</b>	<b>68</b>	<b>0</b>	<b>0</b>	<b>0</b>	<b>182</b>
<b><u>Other</u></b>								
Complaint Substantiated Delinquent	0	0	0	1	0	0	0	1
Case Held Open	1	0	0	0	0	0	0	1
Dismissed	0	0	0	0	0	0	0	0
Retired / Nolle Prosequi	0	0	0	0	0	0	0	0
Complaint Substantiated Status Offender	0	0	0	0	0	0	0	0
Complaint Substantiated Dependent/Neglect	0	0	0	0	0	0	0	0
Complaint Substantiated Abused	0	0	0	0	0	0	0	0
Complaint Substantiated Mentally Ill	0	0	0	0	0	0	0	0
Informal Adjustment	0	0	0	0	0	0	0	0
Pretrial Diversion	0	0	0	0	0	0	0	0
Transfer to Adult Court Hearing	0	0	0	0	0	0	0	0
Charges Cleared by Transfer to Adult Court	0	0	0	0	0	0	0	0
Special Proceeding	0	0	0	0	0	0	0	0
Review Concluded	0	0	0	0	0	0	0	0
Unknown	0	0	0	0	0	0	0	0
Other	0	0	0	0	0	0	0	0
<b>Totals</b>	<b>1</b>	<b>0</b>	<b>0</b>	<b>1</b>	<b>0</b>	<b>0</b>	<b>0</b>	<b>2</b>
<b>All Action Totals</b>	<b>209</b>	<b>6</b>	<b>4</b>	<b>133</b>	<b>0</b>	<b>0</b>	<b>0</b>	<b>352</b>

**TENNESSEE COUNCIL OF JUVENILE AND FAMILY COURT JUDGES  
2008 JACKSON COUNTY JUVENILE COURT STATISTICAL DATA**

**Formal and Informal Actions by Class of Referral, Race and Sex for CY 2008**

	White Male	African American Male	Other Race Male	White Female	African American Female	Other Race Female	Unknown Race or Sex	Total
<b><u>Offenses Against Persons</u></b>								
Case Held Open	4	0	0	0	0	0	0	4
Complaint Substantiated Delinquent	3	0	0	0	0	0	0	3
Dismissed	1	0	0	0	0	0	0	1
Retired / Nolle Prosequi	0	0	0	0	0	0	0	0
Complaint Substantiated Status Offender	0	0	0	0	0	0	0	0
Complaint Substantiated Dependent/Neglect	0	0	0	0	0	0	0	0
Complaint Substantiated Abused	0	0	0	0	0	0	0	0
Complaint Substantiated Mentally Ill	0	0	0	0	0	0	0	0
Informal Adjustment	0	0	0	0	0	0	0	0
Pretrial Diversion	0	0	0	0	0	0	0	0
Transfer to Adult Court Hearing	0	0	0	0	0	0	0	0
Charges Cleared by Transfer to Adult Court	0	0	0	0	0	0	0	0
Special Proceeding	0	0	0	0	0	0	0	0
Review Concluded	0	0	0	0	0	0	0	0
Unknown	0	0	0	0	0	0	0	0
Other	0	0	0	0	0	0	0	0
<b>Totals</b>	<b>8</b>	<b>0</b>	<b>0</b>	<b>0</b>	<b>0</b>	<b>0</b>	<b>0</b>	<b>8</b>

<b><u>Offenses Against Property</u></b>								
Complaint Substantiated Delinquent	13	0	0	1	0	0	0	14
Dismissed	1	0	0	1	0	0	0	2
Retired / Nolle Prosequi	1	0	0	0	0	0	0	1
Case Held Open	1	0	0	0	0	0	0	1
Complaint Substantiated Status Offender	0	0	0	0	0	0	0	0
Complaint Substantiated Dependent/Neglect	0	0	0	0	0	0	0	0
Complaint Substantiated Abused	0	0	0	0	0	0	0	0
Complaint Substantiated Mentally Ill	0	0	0	0	0	0	0	0
Informal Adjustment	0	0	0	0	0	0	0	0
Pretrial Diversion	0	0	0	0	0	0	0	0
Transfer to Adult Court Hearing	0	0	0	0	0	0	0	0
Charges Cleared by Transfer to Adult Court	0	0	0	0	0	0	0	0
Special Proceeding	0	0	0	0	0	0	0	0
Review Concluded	0	0	0	0	0	0	0	0
Unknown	0	0	0	0	0	0	0	0
Other	0	0	0	0	0	0	0	0
<b>Totals</b>	<b>16</b>	<b>0</b>	<b>0</b>	<b>2</b>	<b>0</b>	<b>0</b>	<b>0</b>	<b>18</b>

**TENNESSEE COUNCIL OF JUVENILE AND FAMILY COURT JUDGES  
2008 JACKSON COUNTY JUVENILE COURT STATISTICAL DATA**

**Formal and Informal Actions by Class of Referral, Race and Sex for CY 2008**

	White Male	African American Male	Other Race Male	White Female	African American Female	Other Race Female	Unknown Race or Sex	Total
<b><u>Illegal Conduct</u></b>								
Dismissed	20	0	1	13	0	0	0	34
Pretrial Diversion	17	0	1	15	0	0	0	33
Case Held Open	7	0	0	2	0	0	0	9
Complaint Substantiated Delinquent	4	0	0	2	0	0	0	6
Other	2	0	0	0	0	0	0	2
Complaint Substantiated Dependent/Neglect	1	0	0	0	0	0	0	1
Retired / Nolle Prosequi	0	0	0	0	0	0	0	0
Complaint Substantiated Status Offender	0	0	0	0	0	0	0	0
Complaint Substantiated Abused	0	0	0	0	0	0	0	0
Complaint Substantiated Mentally Ill	0	0	0	0	0	0	0	0
Informal Adjustment	0	0	0	0	0	0	0	0
Transfer to Adult Court Hearing	0	0	0	0	0	0	0	0
Charges Cleared by Transfer to Adult Court	0	0	0	0	0	0	0	0
Special Proceeding	0	0	0	0	0	0	0	0
Review Concluded	0	0	0	0	0	0	0	0
Unknown	0	0	0	0	0	0	0	0
<b>Totals</b>	<b>51</b>	<b>0</b>	<b>2</b>	<b>32</b>	<b>0</b>	<b>0</b>	<b>0</b>	<b>85</b>

**Status Offenses**

Complaint Substantiated Status Offender	4	1	0	7	0	0	0	12
Dismissed	3	1	0	2	0	0	0	6
Case Held Open	1	0	0	5	0	0	0	6
Pretrial Diversion	1	0	0	0	0	0	0	1
Retired / Nolle Prosequi	0	0	0	0	0	0	0	0
Complaint Substantiated Delinquent	0	0	0	0	0	0	0	0
Complaint Substantiated Dependent/Neglect	0	0	0	0	0	0	0	0
Complaint Substantiated Abused	0	0	0	0	0	0	0	0
Complaint Substantiated Mentally Ill	0	0	0	0	0	0	0	0
Informal Adjustment	0	0	0	0	0	0	0	0
Transfer to Adult Court Hearing	0	0	0	0	0	0	0	0
Charges Cleared by Transfer to Adult Court	0	0	0	0	0	0	0	0
Special Proceeding	0	0	0	0	0	0	0	0
Review Concluded	0	0	0	0	0	0	0	0
Unknown	0	0	0	0	0	0	0	0
Other	0	0	0	0	0	0	0	0
<b>Totals</b>	<b>9</b>	<b>2</b>	<b>0</b>	<b>14</b>	<b>0</b>	<b>0</b>	<b>0</b>	<b>25</b>

**TENNESSEE COUNCIL OF JUVENILE AND FAMILY COURT JUDGES  
2008 JACKSON COUNTY JUVENILE COURT STATISTICAL DATA**

**Formal and Informal Actions by Class of Referral, Race and Sex for CY 2008**

	White Male	African American Male	Other Race Male	White Female	African American Female	Other Race Female	Unknown Race or Sex	Total
<b><u>Dependency/Neglect</u></b>								
Complaint Substantiated Dependent/Neglect	15	1	0	11	0	0	0	27
Other	0	0	0	2	0	0	0	2
Complaint Substantiated Abused	0	0	0	1	0	0	0	1
Case Held Open	0	0	0	1	0	0	0	1
Dismissed	0	0	0	0	0	0	0	0
Retired / Nolle Prosequi	0	0	0	0	0	0	0	0
Complaint Substantiated Delinquent	0	0	0	0	0	0	0	0
Complaint Substantiated Status Offender	0	0	0	0	0	0	0	0
Complaint Substantiated Mentally Ill	0	0	0	0	0	0	0	0
Informal Adjustment	0	0	0	0	0	0	0	0
Pretrial Diversion	0	0	0	0	0	0	0	0
Transfer to Adult Court Hearing	0	0	0	0	0	0	0	0
Charges Cleared by Transfer to Adult Court	0	0	0	0	0	0	0	0
Special Proceeding	0	0	0	0	0	0	0	0
Review Concluded	0	0	0	0	0	0	0	0
Unknown	0	0	0	0	0	0	0	0
<b>Totals</b>	<b>15</b>	<b>1</b>	<b>0</b>	<b>15</b>	<b>0</b>	<b>0</b>	<b>0</b>	<b>31</b>

**Other Violation Proceedings**

Complaint Substantiated Delinquent	0	0	0	1	0	0	0	1
Dismissed	0	0	0	0	0	0	0	0
Retired / Nolle Prosequi	0	0	0	0	0	0	0	0
Complaint Substantiated Status Offender	0	0	0	0	0	0	0	0
Complaint Substantiated Dependent/Neglect	0	0	0	0	0	0	0	0
Complaint Substantiated Abused	0	0	0	0	0	0	0	0
Complaint Substantiated Mentally Ill	0	0	0	0	0	0	0	0
Informal Adjustment	0	0	0	0	0	0	0	0
Pretrial Diversion	0	0	0	0	0	0	0	0
Transfer to Adult Court Hearing	0	0	0	0	0	0	0	0
Charges Cleared by Transfer to Adult Court	0	0	0	0	0	0	0	0
Special Proceeding	0	0	0	0	0	0	0	0
Review Concluded	0	0	0	0	0	0	0	0
Case Held Open	0	0	0	0	0	0	0	0
Unknown	0	0	0	0	0	0	0	0
Other	0	0	0	0	0	0	0	0
<b>Totals</b>	<b>0</b>	<b>0</b>	<b>0</b>	<b>1</b>	<b>0</b>	<b>0</b>	<b>0</b>	<b>1</b>

**TENNESSEE COUNCIL OF JUVENILE AND FAMILY COURT JUDGES  
2008 JACKSON COUNTY JUVENILE COURT STATISTICAL DATA**

**Formal and Informal Actions by Class of Referral, Race and Sex for CY 2008**

	White Male	African American Male	Other Race Male	White Female	African American Female	Other Race Female	Unknown Race or Sex	Total
<b><u>Parentage</u></b>								
Case Held Open	4	0	0	4	0	0	0	8
Dismissed	2	0	0	0	0	0	0	2
Review Concluded	0	1	0	0	0	0	0	1
Retired / Nolle Prosequi	0	0	0	0	0	0	0	0
Complaint Substantiated Delinquent	0	0	0	0	0	0	0	0
Complaint Substantiated Status Offender	0	0	0	0	0	0	0	0
Complaint Substantiated Dependent/Neglect	0	0	0	0	0	0	0	0
Complaint Substantiated Abused	0	0	0	0	0	0	0	0
Complaint Substantiated Mentally Ill	0	0	0	0	0	0	0	0
Informal Adjustment	0	0	0	0	0	0	0	0
Pretrial Diversion	0	0	0	0	0	0	0	0
Transfer to Adult Court Hearing	0	0	0	0	0	0	0	0
Charges Cleared by Transfer to Adult Court	0	0	0	0	0	0	0	0
Special Proceeding	0	0	0	0	0	0	0	0
Unknown	0	0	0	0	0	0	0	0
Other	0	0	0	0	0	0	0	0
<b>Totals</b>	<b>6</b>	<b>1</b>	<b>0</b>	<b>4</b>	<b>0</b>	<b>0</b>	<b>0</b>	<b>11</b>

**Special Proceedings**

Case Held Open	63	2	0	29	0	0	0	94
Review Concluded	25	0	1	27	0	0	0	53
Dismissed	6	0	1	4	0	0	0	11
Complaint Substantiated Dependent/Neglect	7	0	0	3	0	0	0	10
Complaint Substantiated Delinquent	2	0	0	0	0	0	0	2
Special Proceeding	0	0	0	1	0	0	0	1
Retired / Nolle Prosequi	0	0	0	0	0	0	0	0
Complaint Substantiated Status Offender	0	0	0	0	0	0	0	0
Complaint Substantiated Abused	0	0	0	0	0	0	0	0
Complaint Substantiated Mentally Ill	0	0	0	0	0	0	0	0
Informal Adjustment	0	0	0	0	0	0	0	0
Pretrial Diversion	0	0	0	0	0	0	0	0
Transfer to Adult Court Hearing	0	0	0	0	0	0	0	0
Charges Cleared by Transfer to Adult Court	0	0	0	0	0	0	0	0
Unknown	0	0	0	0	0	0	0	0
Other	0	0	0	0	0	0	0	0
<b>Totals</b>	<b>103</b>	<b>2</b>	<b>2</b>	<b>64</b>	<b>0</b>	<b>0</b>	<b>0</b>	<b>171</b>



**TENNESSEE COUNCIL OF JUVENILE AND FAMILY COURT JUDGES  
2008 JACKSON COUNTY JUVENILE COURT STATISTICAL DATA**

**Formal and Informal Actions by Class of Referral, Race and Sex for CY 2008**

	White Male	African American Male	Other Race Male	White Female	African American Female	Other Race Female	Unknown Race or Sex	Total
<b>Other</b>								
Complaint Substantiated Delinquent	0	0	0	1	0	0	0	1
Case Held Open	1	0	0	0	0	0	0	1
Dismissed	0	0	0	0	0	0	0	0
Retired / Nolle Prosequi	0	0	0	0	0	0	0	0
Complaint Substantiated Status Offender	0	0	0	0	0	0	0	0
Complaint Substantiated Dependent/Neglect	0	0	0	0	0	0	0	0
Complaint Substantiated Abused	0	0	0	0	0	0	0	0
Complaint Substantiated Mentally Ill	0	0	0	0	0	0	0	0
Informal Adjustment	0	0	0	0	0	0	0	0
Pretrial Diversion	0	0	0	0	0	0	0	0
Transfer to Adult Court Hearing	0	0	0	0	0	0	0	0
Charges Cleared by Transfer to Adult Court	0	0	0	0	0	0	0	0
Special Proceeding	0	0	0	0	0	0	0	0
Review Concluded	0	0	0	0	0	0	0	0
Unknown	0	0	0	0	0	0	0	0
Other	0	0	0	0	0	0	0	0
<b>Totals</b>	<b>1</b>	<b>0</b>	<b>0</b>	<b>1</b>	<b>0</b>	<b>0</b>	<b>0</b>	<b>2</b>
<b>All Action Totals</b>	<b>209</b>	<b>6</b>	<b>4</b>	<b>133</b>	<b>0</b>	<b>0</b>	<b>0</b>	<b>352</b>

**TENNESSEE COUNCIL OF JUVENILE AND FAMILY COURT JUDGES  
2008 JACKSON COUNTY JUVENILE COURT STATISTICAL DATA**

**Children Transferred to Adult Court by Age at Disposition Date, Race and Sex for CY 2008**

**Total Children = 182**

	<b>White Male</b>	<b>African American Male</b>	<b>Other Race Male</b>	<b>White Female</b>	<b>African American Female</b>	<b>Other Race Female</b>	<b>Unknown Race or Sex</b>	<b>Total</b>	<b>% of All Children Referred</b>
Age Under 1	0	0	0	0	0	0	0	0	0.00%
Age 1	0	0	0	0	0	0	0	0	0.00%
Age 2	0	0	0	0	0	0	0	0	0.00%
Age 3	0	0	0	0	0	0	0	0	0.00%
Age 4	0	0	0	0	0	0	0	0	0.00%
Age 5	0	0	0	0	0	0	0	0	0.00%
Age 6	0	0	0	0	0	0	0	0	0.00%
Age 7	0	0	0	0	0	0	0	0	0.00%
Age 8	0	0	0	0	0	0	0	0	0.00%
Age 9	0	0	0	0	0	0	0	0	0.00%
Age 10	0	0	0	0	0	0	0	0	0.00%
Age 11	0	0	0	0	0	0	0	0	0.00%
Age 12	0	0	0	0	0	0	0	0	0.00%
Age 13	0	0	0	0	0	0	0	0	0.00%
Age 14	0	0	0	0	0	0	0	0	0.00%
Age 15	0	0	0	0	0	0	0	0	0.00%
Age 16	0	0	0	0	0	0	0	0	0.00%
Age 17	0	0	0	0	0	0	0	0	0.00%
Age 18	0	0	0	0	0	0	0	0	0.00%
Age 19 and Over	0	0	0	0	0	0	0	0	0.00%
<b>Totals</b>	<b>0</b>	<b>0</b>	<b>0</b>	<b>0</b>	<b>0</b>	<b>0</b>	<b>0</b>	<b>0</b>	

**Total Children Transferred to Adult Court**

**TENNESSEE COUNCIL OF JUVENILE AND FAMILY COURT JUDGES  
2008 JACKSON COUNTY JUVENILE COURT STATISTICAL DATA**

**Outcomes by Type Of Disposition, Race and Sex for CY 2008**

	<b>White Male</b>	<b>African American Male</b>	<b>Other Race Male</b>	<b>White Female</b>	<b>African American Female</b>	<b>Other Race Female</b>	<b>Unknown Race or Sex</b>	<b>Total</b>
<b><u>General Action Codes</u></b>								
Held Open For Review	69	1	0	36	0	0	0	106
Case Dismissed	47	2	1	42	0	0	0	92
Referred to Defensive Driving School	9	0	1	11	0	0	0	21
Fine	16	1	1	2	0	0	0	20
Restitution	15	0	0	2	0	0	0	17
Dismissed from Pretrial Diversion	5	0	2	6	0	0	0	13
Referred for Mental Health Counseling	4	0	0	6	0	0	0	10
Public Service	6	0	0	2	0	0	0	8
Released from Probation	5	0	0	1	0	0	0	6
Referred for Alcohol and Drug Counseling	3	0	0	1	0	0	0	4
Runaway Returned	1	0	0	3	0	0	0	4
Case Retired or Nolle Prosequi	3	0	0	0	0	0	0	3
Supervision / Probation to Juvenile Court	2	0	0	0	0	0	0	2
Driver's License Held Informally	2	0	0	0	0	0	0	2
Placement with Relative / Other Individual	1	0	0	1	0	0	0	2
Warned / Counseled	1	0	0	0	0	0	0	1
No Contact Order	1	0	0	0	0	0	0	1
Court Defined Curfew	1	0	0	0	0	0	0	1
Probation to Parents	0	0	0	0	0	0	0	0
Referral to Another Entity for Superv/Servc	0	0	0	0	0	0	0	0
Referred to Alternative School	0	0	0	0	0	0	0	0
Referred to Private Child Agency	0	0	0	0	0	0	0	0
Referred to Alcohol Safety School	0	0	0	0	0	0	0	0
Referral to Juvenile Court Educ-Based Pgm	0	0	0	0	0	0	0	0
Voluntary Placement with DMHMR	0	0	0	0	0	0	0	0
Private Mental Health Placement	0	0	0	0	0	0	0	0
Private MR Placement	0	0	0	0	0	0	0	0
Placement with City/Cnty Agcy/Facility	0	0	0	0	0	0	0	0
Injunction Other than No Contact Order	0	0	0	0	0	0	0	0
House Arrest	0	0	0	0	0	0	0	0
Dismissed from Informal Adjustment	0	0	0	0	0	0	0	0
<b>Totals</b>	<b>191</b>	<b>4</b>	<b>5</b>	<b>113</b>	<b>0</b>	<b>0</b>	<b>0</b>	<b>313</b>

**TENNESSEE COUNCIL OF JUVENILE AND FAMILY COURT JUDGES  
2008 JACKSON COUNTY JUVENILE COURT STATISTICAL DATA**

**Outcomes by Type Of Disposition, Race and Sex for CY 2008**

	White Male	African American Male	Other Race Male	White Female	African American Female	Other Race Female	Unknown Race or Sex	Total
<b><u>Formal Action Codes</u></b>								
Supervision by DCS	10	1	0	11	0	0	0	22
DCS Probation	14	0	0	1	0	0	0	15
Transfer to Another Juvenile Court for Dispo	4	0	0	3	0	0	0	7
DCS Commitment - Custody	4	0	0	2	0	0	0	6
Other Intensive Probation	0	0	0	2	0	0	0	2
Parental Rights Terminated	0	0	0	2	0	0	0	2
Placed Under a Valid Court Order	0	0	0	1	0	0	0	1
Transferred to Adult Court	0	0	0	0	0	0	0	0
DMHMR Involuntary Commitment	0	0	0	0	0	0	0	0
DCS Commitment - Determinate	0	0	0	0	0	0	0	0
DCS Commitment - Suspended	0	0	0	0	0	0	0	0
DCS Intensive Probation	0	0	0	0	0	0	0	0
Parental Rights Not Terminated	0	0	0	0	0	0	0	0
<b>Totals</b>	<b>32</b>	<b>1</b>	<b>0</b>	<b>22</b>	<b>0</b>	<b>0</b>	<b>0</b>	<b>55</b>

**Special Proceedings**

Court Costs	30	1	1	6	0	0	0	38
Custody Changed	19	3	0	15	0	0	0	37
Foster Care Continued	20	0	0	11	0	0	0	31
Visitation Changed	13	0	0	5	0	0	0	18
Custody Unchanged	6	0	0	1	0	0	0	7
Foster Care Terminated	4	2	0	0	0	0	0	6
Visitation Unchanged	4	0	0	2	0	0	0	6
Order of Reference to DCS	2	0	0	1	0	0	0	3
Voluntary Acknowledgement of Paternity	0	0	0	0	0	0	0	0
Paternity Determined / Child Legitimated	0	0	0	0	0	0	0	0
Paternity Not Determ/Child Not Legitimated	0	0	0	0	0	0	0	0
Child Support Granted	0	0	0	0	0	0	0	0
Child Support Amended	0	0	0	0	0	0	0	0
Child Support Denied	0	0	0	0	0	0	0	0
Child Support Terminated	0	0	0	0	0	0	0	0
Request for Medical Treatment Granted	0	0	0	0	0	0	0	0
Request for Medical Treatment Denied	0	0	0	0	0	0	0	0
Consent to Marry Granted	0	0	0	0	0	0	0	0
Consent to Marry Denied	0	0	0	0	0	0	0	0
<b>Totals</b>	<b>98</b>	<b>6</b>	<b>1</b>	<b>41</b>	<b>0</b>	<b>0</b>	<b>0</b>	<b>146</b>


**Other Outcome Codes**

Other	0	0	0	0	0	0	0	0
<b>Totals</b>	<b>0</b>	<b>0</b>	<b>0</b>	<b>0</b>	<b>0</b>	<b>0</b>	<b>0</b>	<b>0</b>

<b>All Outcome Totals</b>	<b>321</b>	<b>11</b>	<b>6</b>	<b>176</b>	<b>0</b>	<b>0</b>	<b>0</b>	<b>514</b>
---------------------------	------------	-----------	----------	------------	----------	----------	----------	------------

TENNESSEE COUNCIL OF JUVENILE AND FAMILY COURT JUDGES  
2008 JACKSON COUNTY JUVENILE COURT STATISTICAL DATA

Breakdown of Referrals by Court Personnel Executing the Action in CY 2008



	Referrals	% of Referrals
Judge	352	100.00%
Referee	0	0.00%
YSO	0	0.00%
Other	0	0.00%
<b>Total</b>	<b>352</b>	<b>100.00%</b>