

2008

State of Tennessee

Annual Juvenile Court Statistical Report

Johnson County Breakdown

TABLE OF CONTENTS

Report Numbers Listed Below are shown at the Bottom of each Report, followed by the Report Page Number

	Report Number
Juvenile Court Referral Process	
Chart – The Juvenile Court Referral Process	1
Chart – Delinquent, Dependent/Neglect/Abuse, and Status/Unruly Referrals	2
Chart – Referrals by Type of Offense	3
Chart – Referrals for Status/Unruly Offenses	4
Children and Referral Counts by Race and Sex	
Table – Children with Delinquent Referrals by Race and Sex	5
Table – Children with Status/Unruly Referrals by Race and Sex	5
Table – Children with Dependency/Neglect/Abuse Allegations by Race and Sex	5
Table – Referrals Delinquent Referrals by Race and Sex	6
Table – Referrals Status/Unruly Referrals by Race and Sex	6
Table – Referrals Dependency/Neglect/Abuse Allegations by Race and Sex	6
Table/Chart – Referrals by Age Group, Race and Sex	7
Table/Chart – Children Referred by Age, Race and Sex	8
Table/Chart – Children Referred by Race and Sex	9
Table/Chart – Children of Hispanic Origin by Race and Sex	10
Table – Referrals by Type of Offense, Age Group, Race and Sex	11
Living Arrangement of the Child at Time of Referral	
Table/Chart – Living Arrangement at Time of Referral by Race and Sex	12
School Status of Individual Children at Time of Referral to Juvenile Court	
Table – Last Grade Completed by Children by Race and Sex	13
Table – Children Enrolled in School	13
Table – Children Enrolled in Special Education	13
Referral Information by Race, Sex and Class of Referral/Offense	
Table/Chart – Class of Referrals by Race and Sex	14
Table - Referrals by Class and Type of Offense by Race and Sex	15
Referral Reasons by Type, Race and Sex	
Table – Referral Reasons by Type of Offense, Race and Sex	16
Table – Top 4 Referral Reasons by Sex and Race	17
Table – Top 4 Referral Reasons by Sex, Race and Type of Offense	18
Source of Referrals to the Juvenile Court	
Table – Source of Referrals by Race and Sex	19
Table – Six Most Frequent Referral Reasons by Source, Race and Sex	20
Table – Source of Referrals by Type of Offense, Race and Sex	21
Children Referred with Weapons Charges	
Table/Chart – Children Referred for Unlawful Carrying/Possession of a Weapon by Age, Race and Sex	22
Table/Chart – Children Referred for Carrying Weapons on School Property	23
Intake Actions at Referral	
Table/Chart – Intake Actions at Referral by Race and Sex	24
Table/Chart – Intake Actions of Referrals by Class of Offense, Race and Sex	25

TABLE OF CONTENTS


Report Numbers Listed Below are shown at the Bottom of each Report, followed by the Report Page Number

	Report Number
Detention Statistics at Referral	
Table – Detention Statistics at Referral by Individual Child by Race and Sex	26
Table – Detention Statistics at Referral by Individual Case	26
Table – Placement After Secure Detention Hearing by Individual Child by Race and Sex	27
Table – Placement After Secure Detention Hearing by Individual Case	27
Dispositional Procedures	
Table – Procedures used to Dispose or Adjust All Referrals	28
Table – Referrals Disposed by Formal Adjudicatory Proceedings	28
Table – Referrals Disposed by Other Actions	28
Formal and Informal Actions	
Table/Chart – Formal and Informal Actions by Race and Sex	29
Table – Formal and Informal Actions by Type of Offense, Race and Sex	30
Table – Formal and Informal Actions by Class of Referral, Race and Sex	31
Children Transferred to Adult Court	
Table/Chart – Children Transferred to Adult Court by Age, Race and Sex	32
Outcomes by Type of Disposition	
Table – Outcomes by Type of Disposition, Race and Sex	33
Juvenile Court Referrals Disposed County-Wide Based on Number of Referrals	
Table/Chart – Breakdown of Referrals by Court Personnel Executing the Action	34

**TENNESSEE COUNCIL OF JUVENILE AND FAMILY COURT JUDGES
2008 JOHNSON COUNTY JUVENILE COURT STATISTICAL DATA**

The Juvenile Court Referral Process for CY 2008

Delinquent 275	Status 103	Dependency and Neglect 38	Other Violations 2	Special Proceedings 230	Parentage 607	Other 48
--------------------------	----------------------	-------------------------------------	------------------------------	-----------------------------------	-------------------------	--------------------



Parents, Victims, School, Relatives, State Dept, etc.
1,080

Law Enforcement
223

Pretrial Diversion, Informal Adjustment
11

Court Actions
1,303

Transfer to Adult Court Hearing
4

Charges Cleared By Transfer to Adult Court
5

Formal Adjudications
361

Special Proceeding
118

Review Concluded
46

Case Held Open
601

Juvenile Court System Outcomes / Dispositions
1,380

Other
157

Formal
32

General
926

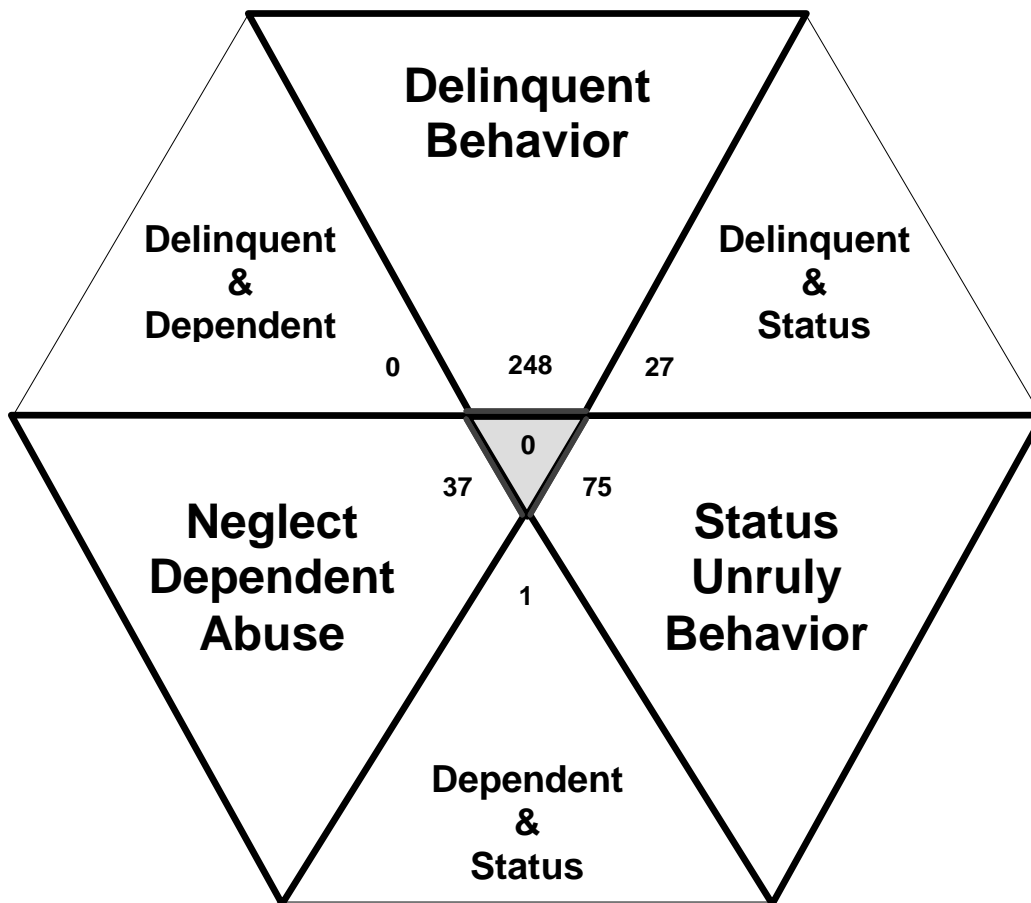
Special Proceedings
174

Other
248

**TENNESSEE COUNCIL OF JUVENILE AND FAMILY COURT JUDGES
2008 JOHNSON COUNTY JUVENILE COURT STATISTICAL DATA**

Delinquent, Dependent/Neglect/Abuse, and Status/Unruly Referrals for CY 2008

Total = 388



The remaining referrals are for:
Custody, Visitation, Paternity/Legitimation, Child Support,
Special Procedures and Other Referrals

Each child may be counted
in more than one category

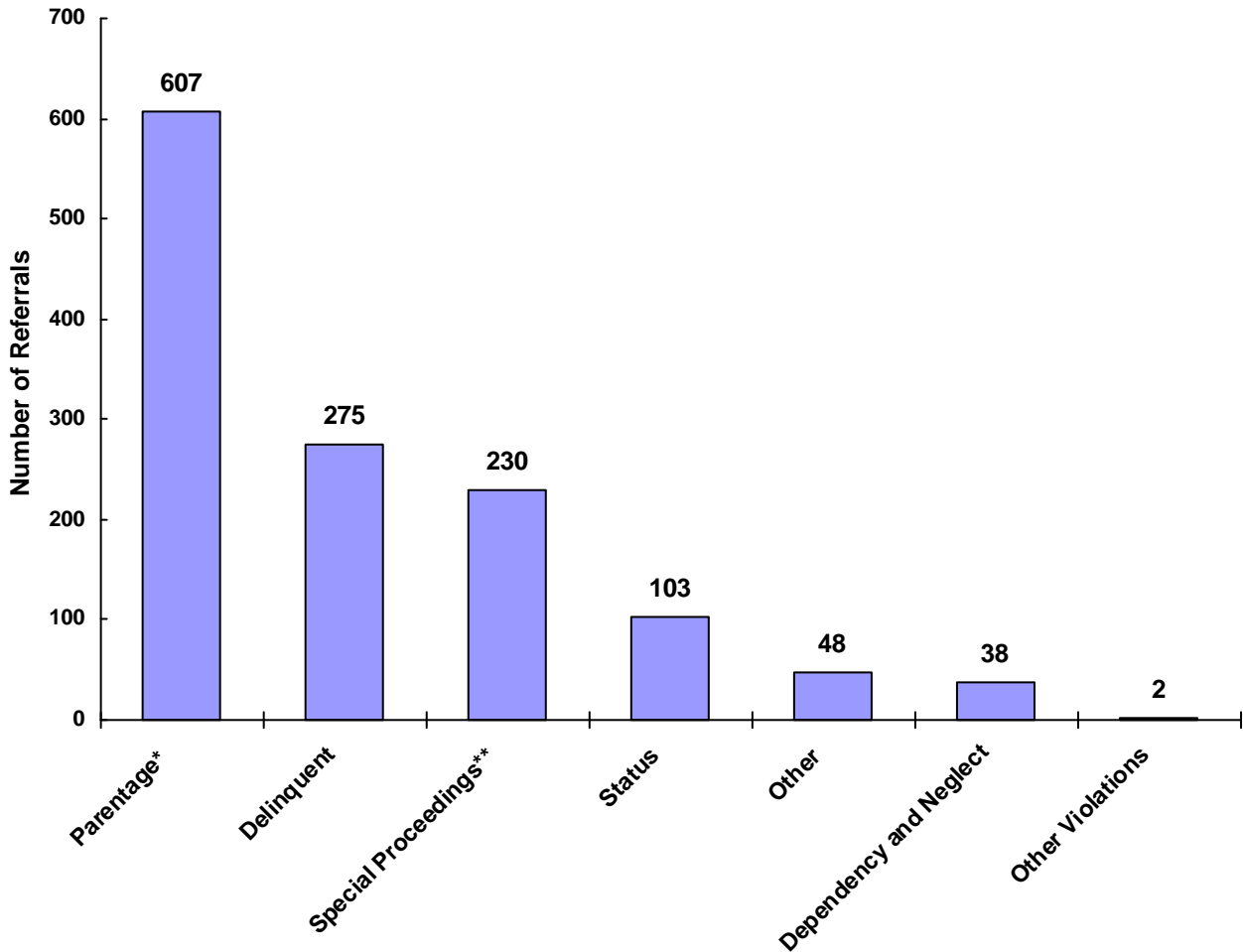
Total number of individual children for ALL referrals
disposed by juvenile courts during CY 2008 equals 401

Children can have referrals in multiple categories. The drawing above shows that in the year 2008 there were 248 referrals to Johnson County Juvenile Court for children with only delinquent offenses, 75 for those with only status/unruly behavior, and 37 for children with neglect, dependent or abuse referrals during the calendar year. There were 27 referrals for children that had a delinquent AND a status/unruly referral. There were 0 referrals for children with both delinquent behavior AND a neglect, dependent or abuse allegation. There were 1 referrals for children that had both a status/unruly referral AND a neglect, dependent or abuse allegation. Also, there were 0 referrals for children that had a delinquent referral, a status/unruly referral AND a neglect, dependent or abuse allegation.

TENNESSEE COUNCIL OF JUVENILE AND FAMILY COURT JUDGES
2008 JOHNSON COUNTY JUVENILE COURT STATISTICAL DATA

Referrals by Type of Offense in CY 2008

Total Referrals = 1,303



* Parentage includes: Custody, Visitation, Paternity/Legitimation and Child Support

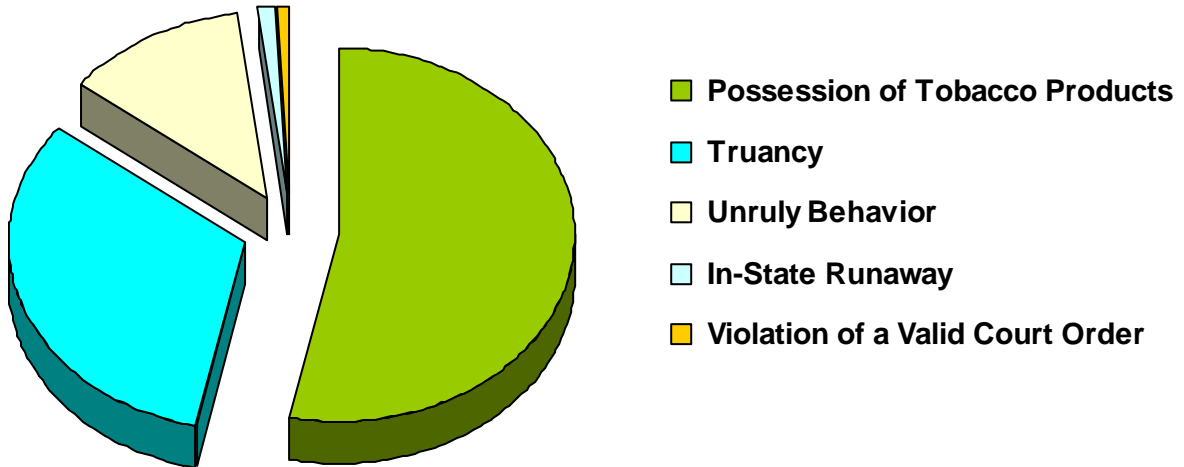
**Special Proceedings include: Judicial Review, Administrative Review, Foster Care Review, Request for Medical Treatment and Consent to Marry

Information from the Juvenile Court represents a total of 401 children and 1,033 cases that were reported to the TCJFCJ.

A Status offense is an offense committed by a child that if committed by an adult, would not be considered an offense or unlawful act. An example of this is smoking when not legally an adult.

**TENNESSEE COUNCIL OF JUVENILE AND FAMILY COURT JUDGES
2008 JOHNSON COUNTY JUVENILE COURT STATISTICAL DATA**

**Referrals for Status/Unruly Offenses in CY 2008
Total Status/Unruly Referrals = 103**



Referral Reason	Count	Percent
Possession of Tobacco Products	55	53.40%
Truancy	33	32.04%
Unruly Behavior	13	12.62%
Violation of a Valid Court Order	1	0.97%
In-State Runaway	1	0.97%
Violation of Curfew	0	0.00%
Out-of-State Runaway	0	0.00%
Total	103	

**TENNESSEE COUNCIL OF JUVENILE AND FAMILY COURT JUDGES
2008 JOHNSON COUNTY JUVENILE COURT STATISTICAL DATA**

Children* with Delinquent Referrals by Race and Sex for CY 2008

	White	African American	Native American	Asian	Mixed Race	Unknown Race	Total
Male	75	1	1	0	0	0	77
Female	39	0	0	0	0	0	39
Unknown Sex	0	0	0	0	0	0	
Totals	114	1	1	0	0	0	116

Children* with Status/Unruly Referrals by Race and Sex for CY 2008

	White	African American	Native American	Asian	Mixed Race	Unknown Race	Total
Male	44	1	1	0	0	0	46
Female	19	0	0	0	0	0	19
Unknown Sex	0	0	0	0	0	0	
Totals	63	1	1	0	0	0	65

Children* with Dependency/Neglect/Abuse Allegations by Race and Sex for CY 2008

	White	African American	Native American	Asian	Mixed Race	Unknown Race	Total
Male	6	0	0	0	0	0	6
Female	8	0	0	0	0	0	8
Unknown Sex	0	0	0	0	0	0	
Totals	14	0	0	0	0	0	14

* A child may be counted in more than one category

**TENNESSEE COUNCIL OF JUVENILE AND FAMILY COURT JUDGES
2008 JOHNSON COUNTY JUVENILE COURT STATISTICAL DATA**

Delinquent Referrals by Race and Sex for CY 2008

	White	African American	Native American	Asian	Mixed Race	Unknown Race	Total
Male	184	11	2	0	0	0	197
Female	78	0	0	0	0	0	78
Unknown Sex	0	0	0	0	0	0	0
Totals	262	11	2	0	0	0	275

Status/Unruly Referrals by Race and Sex for CY 2008

	White	African American	Native American	Asian	Mixed Race	Unknown Race	Total
Male	77	1	2	0	0	0	80
Female	23	0	0	0	0	0	23
Unknown Sex	0	0	0	0	0	0	0
Totals	100	1	2	0	0	0	103

Dependency/Neglect/Abuse Allegations by Race and Sex for CY 2008

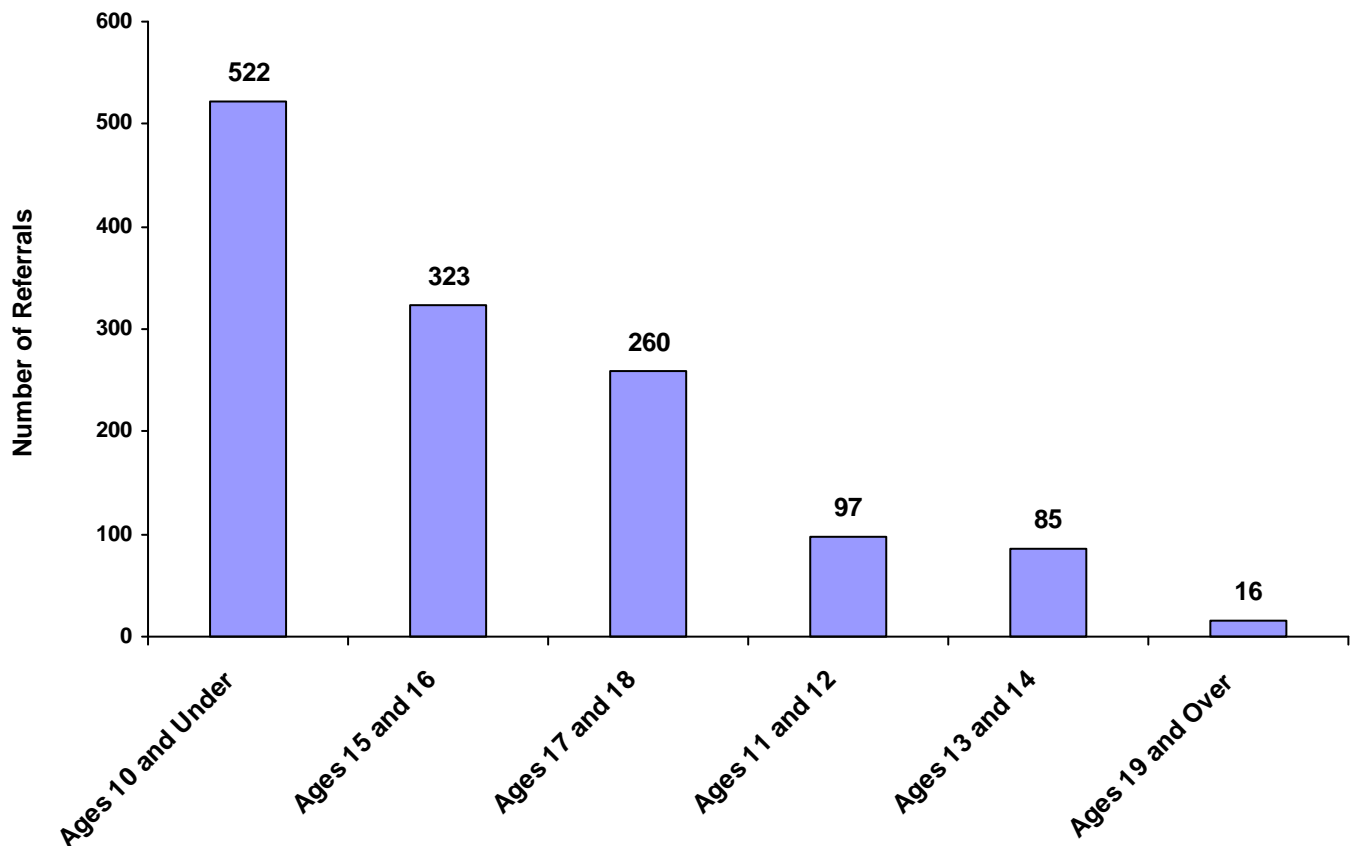
	White	African American	Native American	Asian	Mixed Race	Unknown Race	Total
Male	13	0	0	0	0	0	13
Female	25	0	0	0	0	0	25
Unknown Sex	0	0	0	0	0	0	0
Totals	38	0	0	0	0	0	38

**TENNESSEE COUNCIL OF JUVENILE AND FAMILY COURT JUDGES
2008 JOHNSON COUNTY JUVENILE COURT STATISTICAL DATA**

Referrals by Age Group, Race and Sex for CY 2008

	White Male	African American Male	Other Race Male	White Female	African American Female	Other Race Female	Unknown Race or Sex	Total	% of Total Referrals
Birth through Age 10	293	0	0	229	0	0	0	522	40.06%
Ages 11 and 12	60	0	0	37	0	0	0	97	7.44%
Ages 13 and 14	34	11	0	39	0	0	1	85	6.52%
Ages 15 and 16	219	10	2	92	0	0	0	323	24.79%
Ages 17 and 18	189	0	2	68	0	1	0	260	19.95%
Ages 19 and Over	5	0	0	11	0	0	0	16	1.23%
Unknown Age	0	0	0	0	0	0	0	0	0.00%
All Age Group Totals	800	21	4	476	0	1	1	1,303	

Total Referrals by Age Group

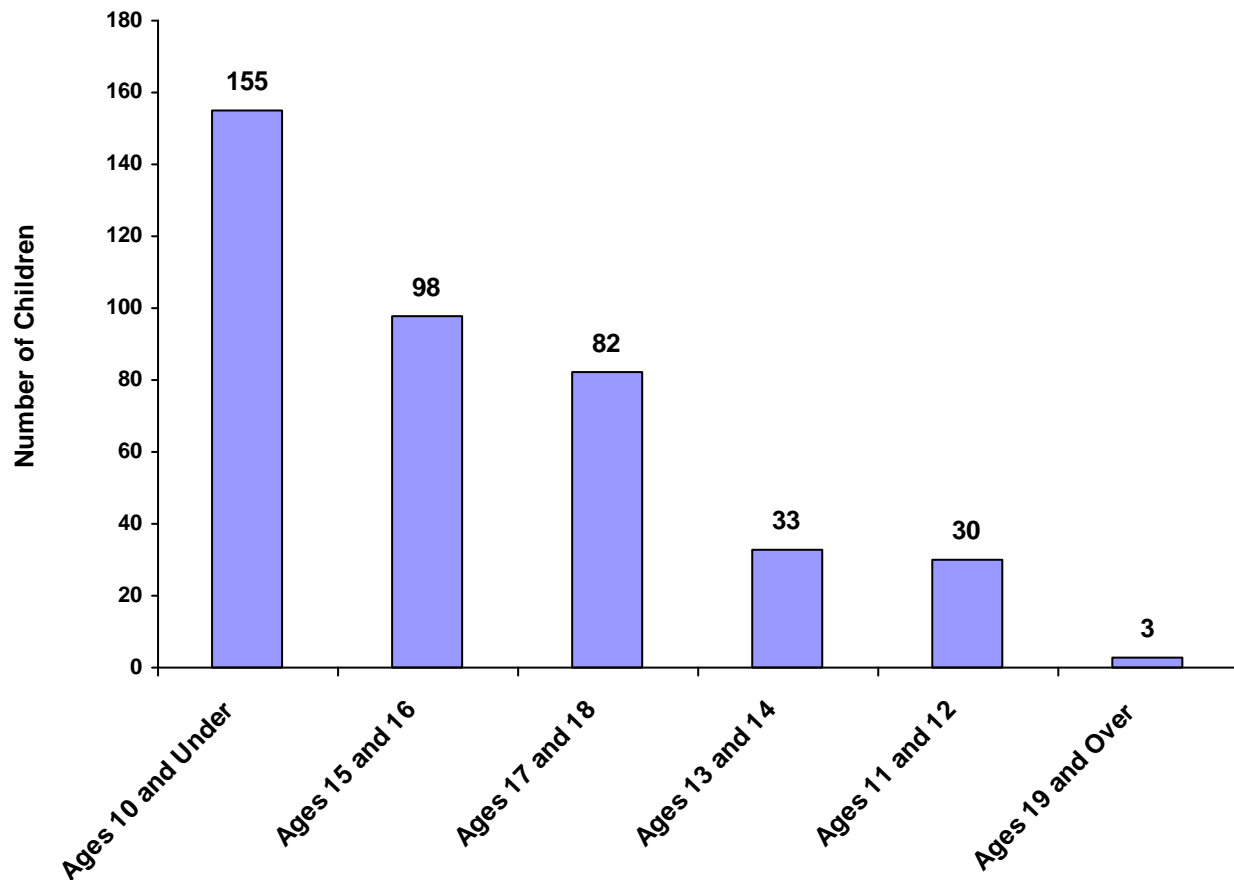


**TENNESSEE COUNCIL OF JUVENILE AND FAMILY COURT JUDGES
2008 JOHNSON COUNTY JUVENILE COURT STATISTICAL DATA**

Children Referred by Age Group, Race and Sex for CY 2008

	White Male	African American Male	Other Race Male	White Female	African American Female	Other Race Female	Unknown Race or Sex	Total	% of All Children Referred
Ages 10 and Under	89	0	0	66	0	0	0	155	38.65%
Ages 11 through 12	17	0	0	13	0	0	0	30	7.48%
Ages 13 through 14	18	1	0	13	0	0	1	33	8.23%
Ages 15 through 16	63	0	1	34	0	0	0	98	24.44%
Ages 17 through 18	54	0	0	27	0	1	0	82	20.45%
Ages 19 and Over	1	0	0	2	0	0	0	3	0.75%
Total	242	1	1	155	0	1	1	401	

Total Children by Age Group

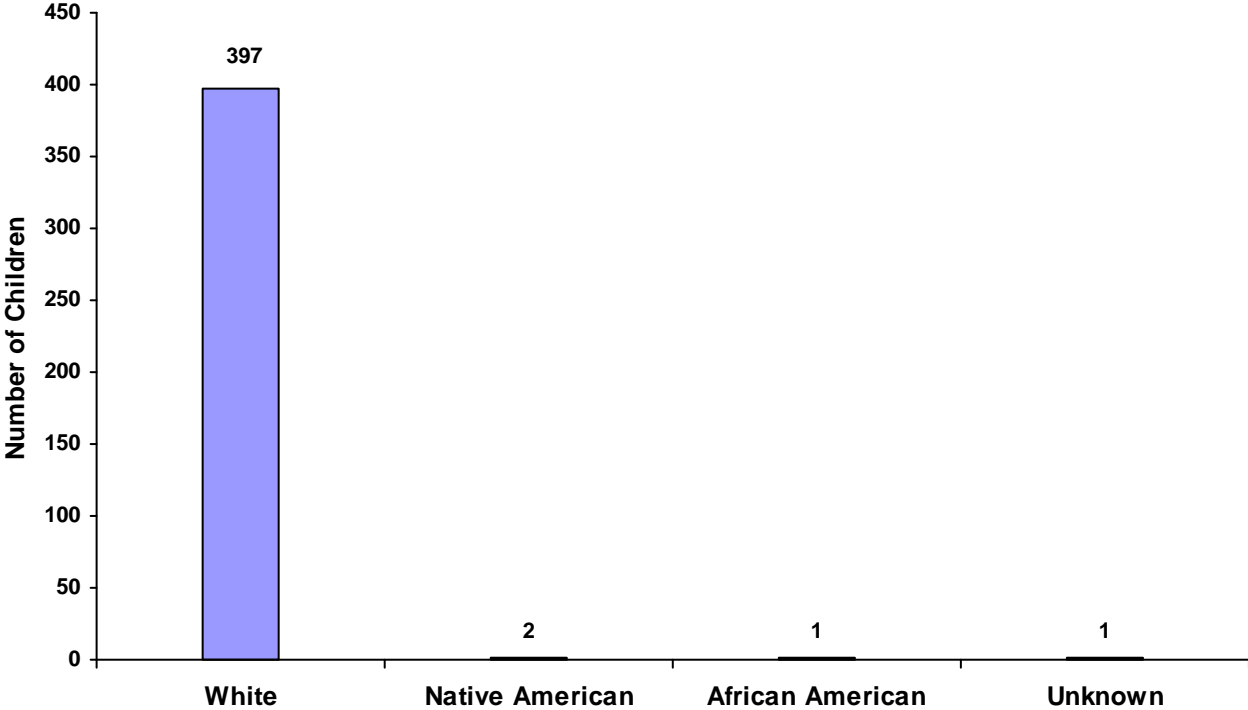


**TENNESSEE COUNCIL OF JUVENILE AND FAMILY COURT JUDGES
2008 JOHNSON COUNTY JUVENILE COURT STATISTICAL DATA**

Children Referred by Race and Sex for CY 2008

Race	Male	Female	Unknown	Total
White	242	155	0	397
African American	1	0	0	1
Native American	1	1	0	2
Asian	0	0	0	0
Mixed	0	0	0	0
Unknown	0	1	0	1
Total	244	157	0	401

Total Children by Race

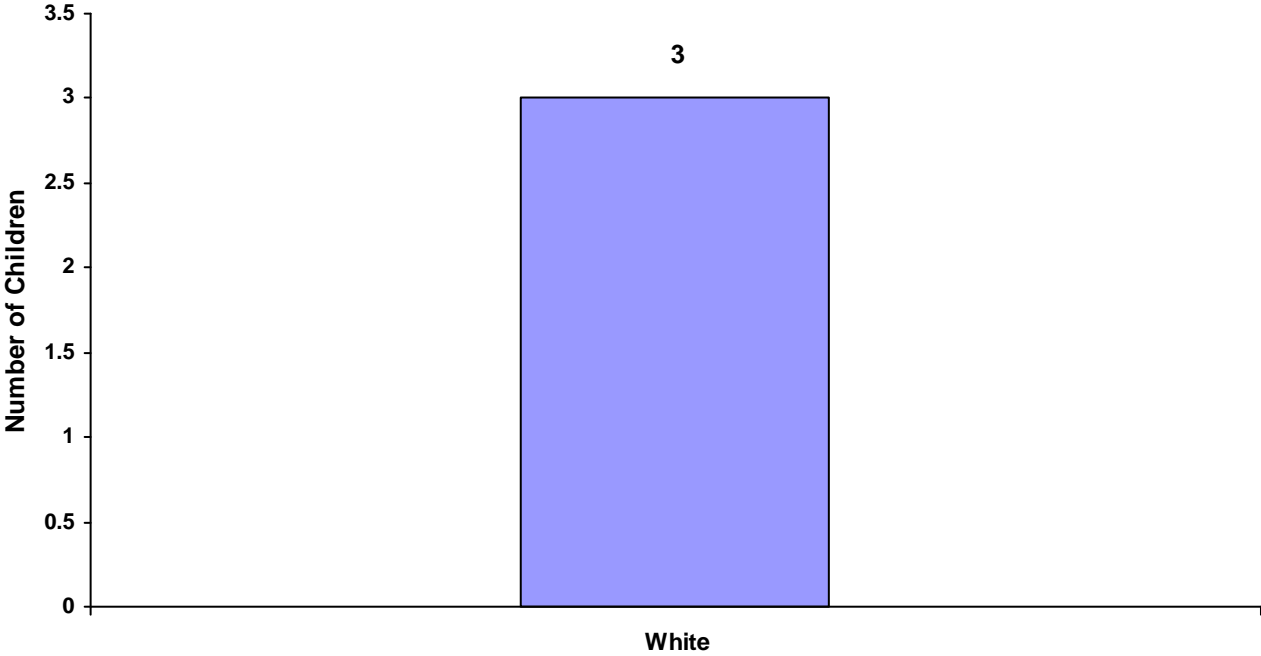


**TENNESSEE COUNCIL OF JUVENILE AND FAMILY COURT JUDGES
2008 JOHNSON COUNTY JUVENILE COURT STATISTICAL DATA**

Children of Hispanic Origin by Race and Sex for CY 2008

Race	Male	Female	Unknown	Total
White	1	2	0	3
African American	0	0	0	0
Native American	0	0	0	0
Asian	0	0	0	0
Mixed	0	0	0	0
Unknown	0	0	0	0
Total	1	2	0	3

Total Children of Hispanic Origin by Race



**TENNESSEE COUNCIL OF JUVENILE AND FAMILY COURT JUDGES
2008 JOHNSON COUNTY JUVENILE COURT STATISTICAL DATA**

Referrals by Type of Offense, Age Group, Race and Sex for CY 2008

	White Male	African American Male	Other Race Male	White Female	African American Female	Other Race Female	Unknown Race or Sex	Total
Delinquent								
Ages 10 and Under	2	0	0	1	0	0	0	3
Ages 11 through 12	8	0	0	0	0	0	0	8
Ages 13 through 14	3	7	0	5	0	0	0	15
Ages 15 through 16	82	4	0	38	0	0	0	124
Ages 17 through 18	89	0	2	34	0	0	0	125
Ages 19 and Over	0	0	0	0	0	0	0	0
Total	184	11	2	78	0	0	0	275
Status								
Ages 10 and Under	0	0	0	1	0	0	0	1
Ages 11 through 12	2	0	0	0	0	0	0	2
Ages 13 through 14	7	0	0	5	0	0	0	12
Ages 15 through 16	44	1	2	12	0	0	0	59
Ages 17 through 18	24	0	0	5	0	0	0	29
Ages 19 and Over	0	0	0	0	0	0	0	0
Total	77	1	2	23	0	0	0	103
Dependency and Neglect								
Ages 10 and Under	10	0	0	16	0	0	0	26
Ages 11 through 12	1	0	0	5	0	0	0	6
Ages 13 through 14	1	0	0	3	0	0	0	4
Ages 15 through 16	1	0	0	1	0	0	0	2
Ages 17 through 18	0	0	0	0	0	0	0	0
Ages 19 and Over	0	0	0	0	0	0	0	0
Total	13	0	0	25	0	0	0	38
Other Violations								
Ages 10 and Under	0	0	0	0	0	0	0	0
Ages 11 through 12	0	0	0	0	0	0	0	0
Ages 13 through 14	0	0	0	0	0	0	0	0
Ages 15 through 16	2	0	0	0	0	0	0	2
Ages 17 through 18	0	0	0	0	0	0	0	0
Ages 19 and Over	0	0	0	0	0	0	0	0
Total	2	0	0	0	0	0	0	2

**TENNESSEE COUNCIL OF JUVENILE AND FAMILY COURT JUDGES
2008 JOHNSON COUNTY JUVENILE COURT STATISTICAL DATA**

Referrals by Type of Offense, Age Group, Race and Sex for CY 2008

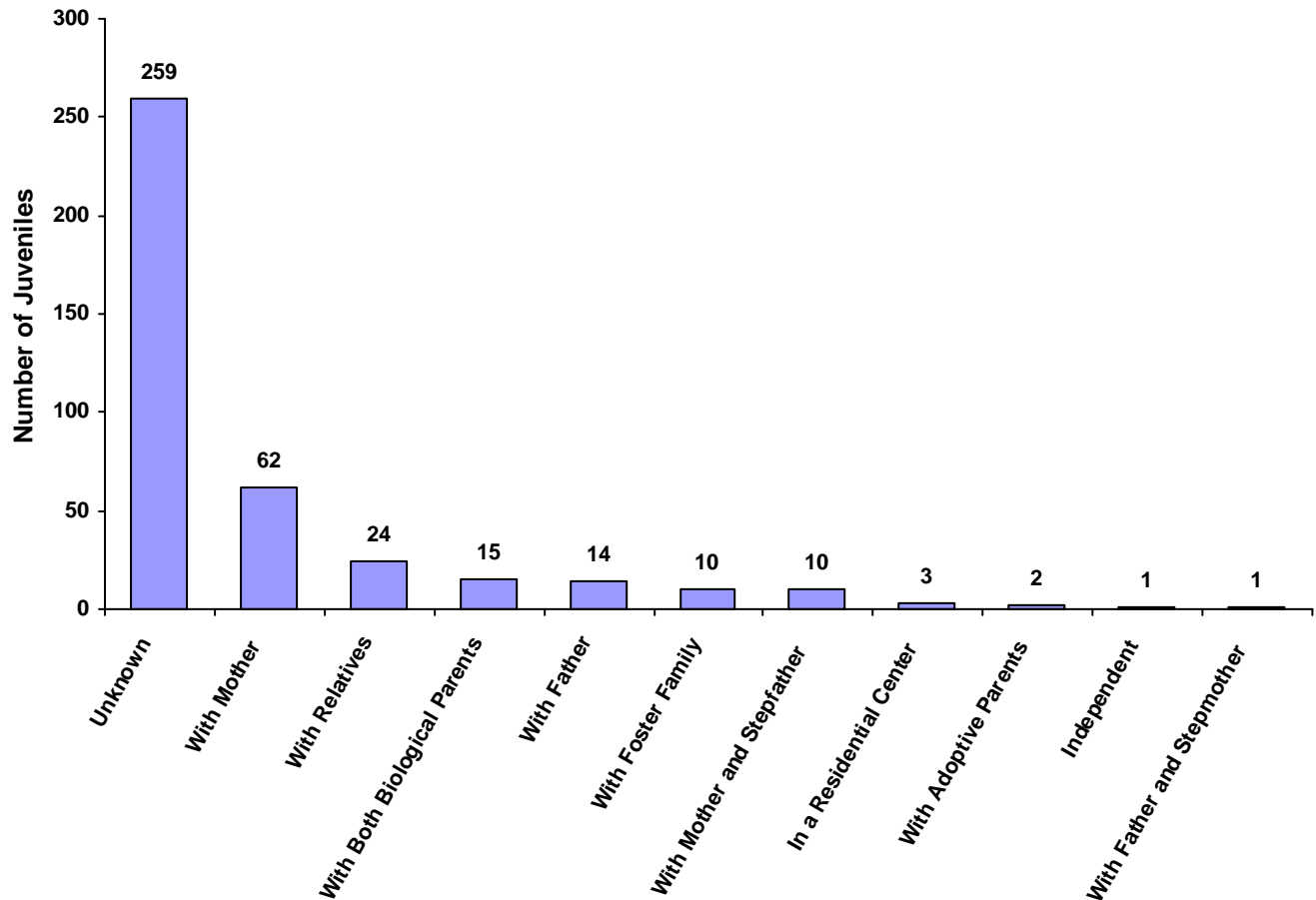
	White Male	African American Male	Other Race Male	White Female	African American Female	Other Race Female	Unknown Race or Sex	Total
Special Proceedings								
Ages 10 and Under	275	0	0	203	0	0	0	478
Ages 11 through 12	46	0	0	30	0	0	0	76
Ages 13 through 14	20	4	0	25	0	0	0	49
Ages 15 through 16	85	4	0	39	0	0	0	128
Ages 17 through 18	60	0	0	29	0	1	0	90
Ages 19 and Over	5	0	0	11	0	0	0	16
Total	491	8	0	337	0	1	0	837
Other								
Ages 10 and Under	6	0	0	8	0	0	0	14
Ages 11 through 12	3	0	0	2	0	0	0	5
Ages 13 through 14	3	0	0	1	0	0	1	5
Ages 15 through 16	5	1	0	2	0	0	0	8
Ages 17 through 18	16	0	0	0	0	0	0	16
Ages 19 and Over	0	0	0	0	0	0	0	0
Total	33	1	0	13	0	0	1	48
Grand Total	800	21	4	476	0	1	1	1,303

**TENNESSEE COUNCIL OF JUVENILE AND FAMILY COURT JUDGES
2008 JOHNSON COUNTY JUVENILE COURT STATISTICAL DATA**

Living Arrangement of Juveniles by Race and Sex for CY 2008

	White Male	African American Male	Other Race Male	White Female	African American Female	Other Race Female	Unknown Race or Sex	Total	% of All Children Referred
With Both Biological Parents	10	0	0	5	0	0	0	15	3.74%
With Father and Stepmother	0	0	0	1	0	0	0	1	0.25%
With Mother and Stepfather	5	1	0	4	0	0	0	10	2.49%
With Mother	36	0	0	26	0	0	0	62	15.46%
With Father	7	0	0	7	0	0	0	14	3.49%
With Relatives	16	0	0	8	0	0	0	24	5.99%
With Adoptive Parents	2	0	0	0	0	0	0	2	0.50%
With Foster Family	3	0	0	6	0	0	1	10	2.49%
In a Group Home	0	0	0	0	0	0	0	0	0.00%
In a Residential Center	3	0	0	0	0	0	0	3	0.75%
In an Institution	0	0	0	0	0	0	0	0	0.00%
Independent	1	0	0	0	0	0	0	1	0.25%
Unknown	159	0	1	98	0	1	0	259	64.59%
Other	0	0	0	0	0	0	0	0	0.00%
Totals	242	1	1	155	0	1	1	401	

Living Arrangement of Juveniles



**TENNESSEE COUNCIL OF JUVENILE AND FAMILY COURT JUDGES
2008 JOHNSON COUNTY JUVENILE COURT STATISTICAL DATA**

Last Grade Completed by Children by Race and Sex for CY 2008

	White Male	African American Male	Other Race Male	White Female	African American Female	Other Race Female	Unknown Race or Sex	Total	% of All Children Referred
Too Young for School	52	0	0	31	0	0	0	83	20.70%
Preschool	0	0	0	0	0	0	0	0	0.00%
Kindergarten	0	0	0	0	0	0	0	0	0.00%
1st Grade	0	0	0	0	0	0	0	0	0.00%
2nd Grade	0	0	0	0	0	0	0	0	0.00%
3rd Grade	0	0	0	0	0	0	0	0	0.00%
4th Grade	0	0	0	0	0	0	0	0	0.00%
5th Grade	0	0	0	0	0	0	0	0	0.00%
6th Grade	0	0	0	0	0	0	0	0	0.00%
7th Grade	0	0	0	1	0	0	0	1	0.25%
8th Grade	3	1	0	3	0	0	0	7	1.75%
9th Grade	2	0	0	0	0	0	0	2	0.50%
10th Grade	0	0	0	0	0	0	0	0	0.00%
11th Grade	2	0	0	1	0	0	0	3	0.75%
12th Grade	0	0	0	1	0	0	0	1	0.25%
Non-Graded Special Ed	0	0	0	0	0	0	0	0	0.00%
GED	3	0	0	0	0	0	0	3	0.75%
Graduated	1	0	0	1	0	0	0	2	0.50%
Never Attended School	0	0	0	0	0	0	0	0	0.00%
Unknown	179	0	1	117	0	1	1	299	74.56%
Other	0	0	0	0	0	0	0	0	0.00%
Totals	242	1	1	155	0	1	1	401	

Children Enrolled in School

	Children	% of All Children
Enrolled	302	75.31%
Not Enrolled	96	23.94%
Unknown	3	0.75%
	401	

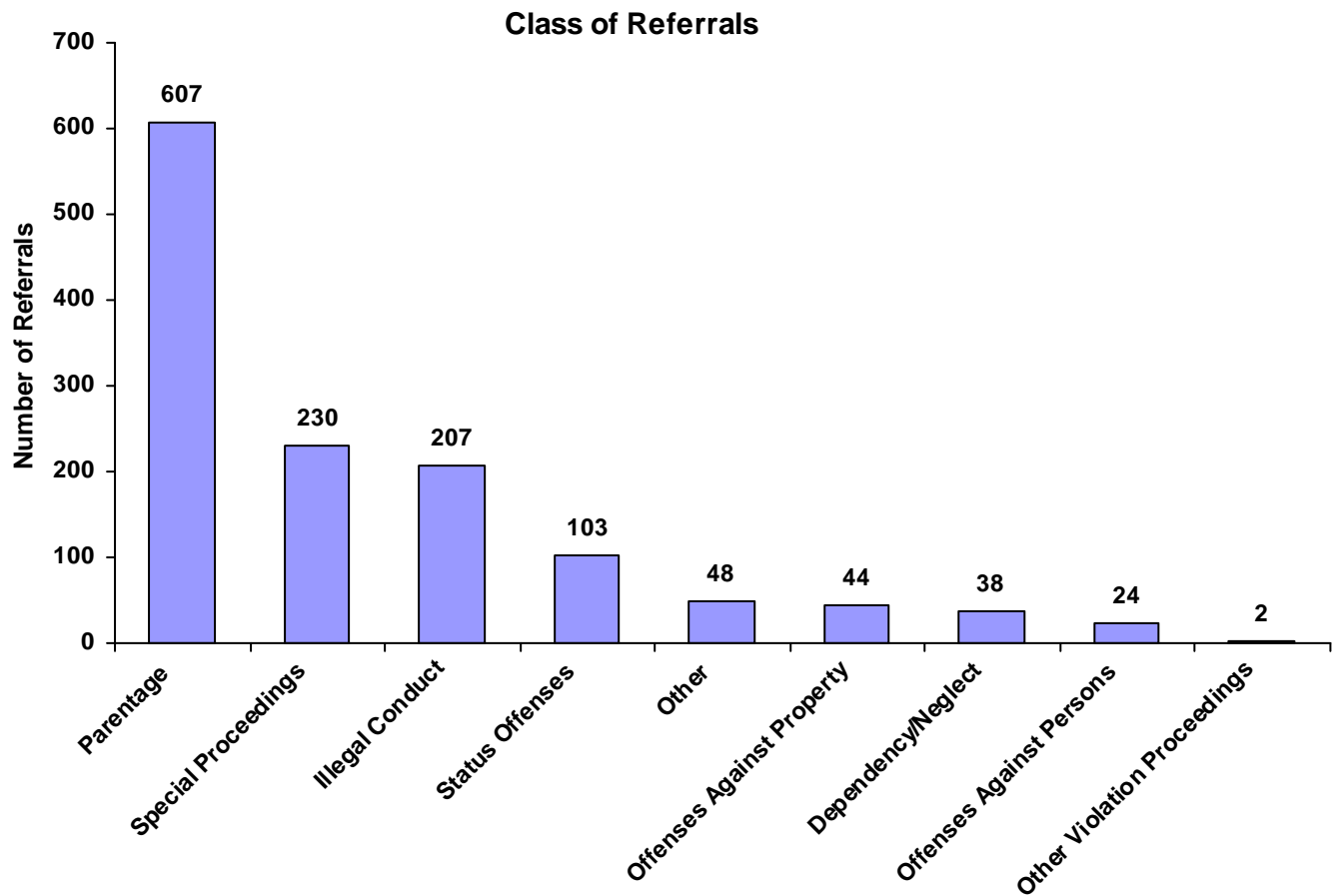
Children Enrolled in Special Education

	Children	% of All Children
Enrolled	8	2.00%
Not Enrolled	392	97.76%
Unknown	1	0.25%
	401	

**TENNESSEE COUNCIL OF JUVENILE AND FAMILY COURT JUDGES
2008 JOHNSON COUNTY JUVENILE COURT STATISTICAL DATA**

Class of Referrals by Race and Sex for CY 2008

	White Male	African American Male	Other Race Male	White Female	African American Female	Other Race Female	Unknown Race or Sex	Total	% of Total Referrals
Offenses Against Persons	11	0	0	13	0	0	0	24	1.84%
Offenses Against Property	31	8	1	4	0	0	0	44	3.38%
Illegal Conduct	142	3	1	61	0	0	0	207	15.89%
Status Offenses	77	1	2	23	0	0	0	103	7.90%
Dependency/Neglect	13	0	0	25	0	0	0	38	2.92%
Other Violation Proceedings	2	0	0	0	0	0	0	2	0.15%
Parentage	354	0	0	253	0	0	0	607	46.58%
Special Proceedings	137	8	0	84	0	1	0	230	17.65%
Other	33	1	0	13	0	0	1	48	3.68%
Totals	800	21	4	476	0	1	1	1,303	



**TENNESSEE COUNCIL OF JUVENILE AND FAMILY COURT JUDGES
2008 JOHNSON COUNTY JUVENILE COURT STATISTICAL DATA**

Referrals by Class and Type Of Offense by Race and Sex for CY 2008

	White Male	African American Male	Other Race Male	White Female	African American Female	Other Race Female	Unknown Race or Sex	Total
<u>Offenses Against Persons</u>								
Assault	9	0	0	13	0	0	0	22
Vehicular Homicide	2	0	0	0	0	0	0	2
Criminal Homicide	0	0	0	0	0	0	0	0
1st Degree Murder	0	0	0	0	0	0	0	0
2nd Degree Murder	0	0	0	0	0	0	0	0
Aggravated Rape	0	0	0	0	0	0	0	0
Rape of a Child	0	0	0	0	0	0	0	0
Aggravated Vehicular Homicide	0	0	0	0	0	0	0	0
Esp. Aggravated Robbery	0	0	0	0	0	0	0	0
Esp. Aggravated Kidnapping	0	0	0	0	0	0	0	0
Aggravated Robbery	0	0	0	0	0	0	0	0
Aggravated Kidnapping	0	0	0	0	0	0	0	0
Aggravated Child Abuse / Neglect	0	0	0	0	0	0	0	0
Aggravated Sexual Battery	0	0	0	0	0	0	0	0
Rape	0	0	0	0	0	0	0	0
Voluntary Manslaughter	0	0	0	0	0	0	0	0
Sexual Abuse of a Child	0	0	0	0	0	0	0	0
Other Sexual Offenses	0	0	0	0	0	0	0	0
Aggravated Assault	0	0	0	0	0	0	0	0
Robbery	0	0	0	0	0	0	0	0
Criminally Negligent Homicide	0	0	0	0	0	0	0	0
Attempted Crime Against a Person	0	0	0	0	0	0	0	0
Reckless Endangerment	0	0	0	0	0	0	0	0
Totals	11	0	0	13	0	0	0	24
<u>Offenses Against Property</u>								
Theft of Property	12	6	1	1	0	0	0	20
Vandalism	13	1	0	3	0	0	0	17
Burglary	6	1	0	0	0	0	0	7
Aggravated Arson	0	0	0	0	0	0	0	0
Arson	0	0	0	0	0	0	0	0
Aggravated Burglary	0	0	0	0	0	0	0	0
Forgery	0	0	0	0	0	0	0	0
Worthless Checks	0	0	0	0	0	0	0	0
Illegal Poss/Use of Credit/Debit Cards	0	0	0	0	0	0	0	0
Unauthorized Use of a Vehicle	0	0	0	0	0	0	0	0
Cruelty to Animals	0	0	0	0	0	0	0	0
Totals	31	8	1	4	0	0	0	44

**TENNESSEE COUNCIL OF JUVENILE AND FAMILY COURT JUDGES
2008 JOHNSON COUNTY JUVENILE COURT STATISTICAL DATA**

Referrals by Class and Type Of Offense by Race and Sex for CY 2008

	White Male	African American Male	Other Race Male	White Female	African American Female	Other Race Female	Unknown Race or Sex	Total
<u>Illegal Conduct</u>								
Traffic	75	0	0	37	0	0	0	112
Violation of Probation	26	2	1	5	0	0	0	34
Possession/Consumption of Alcohol	9	0	0	4	0	0	0	13
Disorderly Conduct	4	0	0	7	0	0	0	11
Possession of Controlled Substances	3	0	0	6	0	0	0	9
Violation of Wildlife Regulations	8	0	0	0	0	0	0	8
Contempt of Court	5	0	0	1	0	0	0	6
Resist Stop/Frisk/Halt/Arrest/Search	2	0	0	0	0	0	0	2
Harassment	1	0	0	1	0	0	0	2
Filing a False Police Report	2	0	0	0	0	0	0	2
Criminal Impersonation	2	0	0	0	0	0	0	2
Criminal Trespass	1	1	0	0	0	0	0	2
Unlawful Carrying / Poss of a Weapon	1	0	0	0	0	0	0	1
Evading Arrest	1	0	0	0	0	0	0	1
Driving Under Influence (DUI)	1	0	0	0	0	0	0	1
Public Intoxication	1	0	0	0	0	0	0	1
Sale of Controlled Substances	0	0	0	0	0	0	0	0
Other Drug Offenses	0	0	0	0	0	0	0	0
Criminal Attempt	0	0	0	0	0	0	0	0
Carrying Weapons on School Property	0	0	0	0	0	0	0	0
Escape	0	0	0	0	0	0	0	0
Aggravated Criminal Trespass	0	0	0	0	0	0	0	0
Failure to Appear	0	0	0	0	0	0	0	0
Gambling	0	0	0	0	0	0	0	0
Local Ordinances	0	0	0	0	0	0	0	0
Violation of Aftercare	0	0	0	0	0	0	0	0
Totals	142	3	1	61	0	0	0	207
<u>Status Offenses</u>								
Possession of Tobacco Products	43	1	0	11	0	0	0	55
Truancy	23	0	2	8	0	0	0	33
Unruly Behavior	9	0	0	4	0	0	0	13
In-State Runaway	1	0	0	0	0	0	0	1
Violation of a Valid Court Order	1	0	0	0	0	0	0	1
Out-of-State Runaway	0	0	0	0	0	0	0	0
Violation of Curfew	0	0	0	0	0	0	0	0
Totals	77	1	2	23	0	0	0	103
<u>Dependency/Neglect</u>								
Termination of Parental Rights	6	0	0	16	0	0	0	22
Dependency / Neglect	7	0	0	9	0	0	0	16
Sexually Abused Child	0	0	0	0	0	0	0	0
Physically Abused Child	0	0	0	0	0	0	0	0
Totals	13	0	0	25	0	0	0	38

**TENNESSEE COUNCIL OF JUVENILE AND FAMILY COURT JUDGES
2008 JOHNSON COUNTY JUVENILE COURT STATISTICAL DATA**

Referrals by Class and Type Of Offense by Race and Sex for CY 2008

	White Male	African American Male	Other Race Male	White Female	African American Female	Other Race Female	Unknown Race or Sex	Total
<u>Other Violation Proceedings</u>								
Violation of Pretrial Diversion	2	0	0	0	0	0	0	2
Violation of Informal Adjustment	0	0	0	0	0	0	0	0
Totals	2	0	0	0	0	0	0	2
<u>Parentage</u>								
Child Support	322	0	0	236	0	0	0	558
Custody	21	0	0	9	0	0	0	30
Visitation	4	0	0	7	0	0	0	11
Paternity / Legitimation	7	0	0	1	0	0	0	8
Totals	354	0	0	253	0	0	0	607
<u>Special Proceedings</u>								
Administrative Review	134	8	0	77	0	1	0	220
Foster Care Review	3	0	0	5	0	0	0	8
Judicial Review	0	0	0	2	0	0	0	2
Request for Medical Treatment	0	0	0	0	0	0	0	0
Consent to Marry	0	0	0	0	0	0	0	0
Totals	137	8	0	84	0	1	0	230
<u>Other</u>								
Other	33	1	0	13	0	0	1	48
Totals	33	1	0	13	0	0	1	48
All Referral Totals	800	21	4	476	0	1	1	1,303

**TENNESSEE COUNCIL OF JUVENILE AND FAMILY COURT JUDGES
2008 JOHNSON COUNTY JUVENILE COURT STATISTICAL DATA**

Referral Reasons by Type of Offense, Race and Sex for CY 2008

	White Male	African American Male	Other Race Male	White Female	African American Female	Other Race Female	Unknown Race or Sex	Total
Delinquent								
Traffic	75	0	0	37	0	0	0	112
Violation of Probation	26	2	1	5	0	0	0	34
Assault	9	0	0	13	0	0	0	22
Theft of Property	12	6	1	1	0	0	0	20
Vandalism	13	1	0	3	0	0	0	17
Possession/Consumption of Alcohol	9	0	0	4	0	0	0	13
Disorderly Conduct	4	0	0	7	0	0	0	11
Possession of Controlled Substances	3	0	0	6	0	0	0	9
Violation of Wildlife Regulations	8	0	0	0	0	0	0	8
Burglary	6	1	0	0	0	0	0	7
Contempt of Court	5	0	0	1	0	0	0	6
Vehicular Homicide	2	0	0	0	0	0	0	2
Resist Stop/Frisk/Halt/Arrest/Search	2	0	0	0	0	0	0	2
Harassment	1	0	0	1	0	0	0	2
Filing a False Police Report	2	0	0	0	0	0	0	2
Criminal Impersonation	2	0	0	0	0	0	0	2
Criminal Trespass	1	1	0	0	0	0	0	2
Unlawful Carrying / Poss of a Weapon	1	0	0	0	0	0	0	1
Evading Arrest	1	0	0	0	0	0	0	1
Driving Under Influence (DUI)	1	0	0	0	0	0	0	1
Public Intoxication	1	0	0	0	0	0	0	1
Criminal Homicide	0	0	0	0	0	0	0	0
1st Degree Murder	0	0	0	0	0	0	0	0
2nd Degree Murder	0	0	0	0	0	0	0	0
Aggravated Rape	0	0	0	0	0	0	0	0
Rape of a Child	0	0	0	0	0	0	0	0
Aggravated Vehicular Homicide	0	0	0	0	0	0	0	0
Esp. Aggravated Robbery	0	0	0	0	0	0	0	0
Esp. Aggravated Kidnapping	0	0	0	0	0	0	0	0
Aggravated Robbery	0	0	0	0	0	0	0	0
Aggravated Kidnapping	0	0	0	0	0	0	0	0
Aggravated Child Abuse / Neglect	0	0	0	0	0	0	0	0
Aggravated Sexual Battery	0	0	0	0	0	0	0	0
Rape	0	0	0	0	0	0	0	0
Voluntary Manslaughter	0	0	0	0	0	0	0	0
Sexual Abuse of a Child	0	0	0	0	0	0	0	0
Other Sexual Offenses	0	0	0	0	0	0	0	0
Aggravated Assault	0	0	0	0	0	0	0	0
Robbery	0	0	0	0	0	0	0	0
Criminally Negligent Homicide	0	0	0	0	0	0	0	0
Attempted Crime Against a Person	0	0	0	0	0	0	0	0
Reckless Endangerment	0	0	0	0	0	0	0	0
Aggravated Arson	0	0	0	0	0	0	0	0
Arson	0	0	0	0	0	0	0	0
Aggravated Burglary	0	0	0	0	0	0	0	0
Forgery	0	0	0	0	0	0	0	0
Worthless Checks	0	0	0	0	0	0	0	0
Illegal Poss/Use of Credit/Debit Cards	0	0	0	0	0	0	0	0
Unauthorized Use of a Vehicle	0	0	0	0	0	0	0	0
Cruelty to Animals	0	0	0	0	0	0	0	0
Sale of Controlled Substances	0	0	0	0	0	0	0	0
Other Drug Offenses	0	0	0	0	0	0	0	0

**TENNESSEE COUNCIL OF JUVENILE AND FAMILY COURT JUDGES
2008 JOHNSON COUNTY JUVENILE COURT STATISTICAL DATA**

Referral Reasons by Type of Offense, Race and Sex for CY 2008

	White Male	African American Male	Other Race Male	White Female	African American Female	Other Race Female	Unknown Race or Sex	Total
<u>Delinquent</u>								
Criminal Attempt	0	0	0	0	0	0	0	0
Carrying Weapons on School Property	0	0	0	0	0	0	0	0
Escape	0	0	0	0	0	0	0	0
Aggravated Criminal Trespass	0	0	0	0	0	0	0	0
Failure to Appear	0	0	0	0	0	0	0	0
Gambling	0	0	0	0	0	0	0	0
Local Ordinances	0	0	0	0	0	0	0	0
Violation of Aftercare	0	0	0	0	0	0	0	0
Totals	184	11	2	78	0	0	0	275
<u>Status</u>								
Possession of Tobacco Products	43	1	0	11	0	0	0	55
Truancy	23	0	2	8	0	0	0	33
Unruly Behavior	9	0	0	4	0	0	0	13
In-State Runaway	1	0	0	0	0	0	0	1
Violation of a Valid Court Order	1	0	0	0	0	0	0	1
Out-of-State Runaway	0	0	0	0	0	0	0	0
Violation of Curfew	0	0	0	0	0	0	0	0
Totals	77	1	2	23	0	0	0	103
<u>Dependency and Neglect</u>								
Termination of Parental Rights	6	0	0	16	0	0	0	22
Dependency / Neglect	7	0	0	9	0	0	0	16
Sexually Abused Child	0	0	0	0	0	0	0	0
Physically Abused Child	0	0	0	0	0	0	0	0
Totals	13	0	0	25	0	0	0	38
<u>Other Violations</u>								
Violation of Pretrial Diversion	2	0	0	0	0	0	0	2
Violation of Informal Adjustment	0	0	0	0	0	0	0	0
Totals	2	0	0	0	0	0	0	2
<u>Special Proceedings</u>								
Child Support	322	0	0	236	0	0	0	558
Administrative Review	134	8	0	77	0	1	0	220
Custody	21	0	0	9	0	0	0	30
Visitation	4	0	0	7	0	0	0	11
Foster Care Review	3	0	0	5	0	0	0	8
Paternity / Legitimation	7	0	0	1	0	0	0	8
Judicial Review	0	0	0	2	0	0	0	2
Request for Medical Treatment	0	0	0	0	0	0	0	0
Consent to Marry	0	0	0	0	0	0	0	0
Totals	491	8	0	337	0	1	0	837
<u>Other</u>								
Other	33	1	0	13	0	0	1	48
Totals	33	1	0	13	0	0	1	48
All Referral Totals	800	21	4	476	0	1	1	1,303

**TENNESSEE COUNCIL OF JUVENILE AND FAMILY COURT JUDGES
2008 JOHNSON COUNTY JUVENILE COURT STATISTICAL DATA**

Top 4 Referral Reasons by Race and Sex for CY 2008

Sex	Race	Referral Reason	Total
Male			
	White	1. Child Support	322
		2. Administrative Review	134
		3. Traffic	75
		4. Possession of Tobacco Products	43
	African American	1. Administrative Review	8
		2. Theft of Property	6
		3. Violation of Probation	2
		4. Burglary	1
	Other Race	1. Truancy	2
		2. Theft of Property	1
		3. Violation of Probation	1
Female			
	White	1. Child Support	236
		2. Administrative Review	77
		3. Traffic	37
		4. Termination of Parental Rights	16
	Other Race	1. Administrative Review	1
Unknown			
	Unknown	1. Other	1

**TENNESSEE COUNCIL OF JUVENILE AND FAMILY COURT JUDGES
2008 JOHNSON COUNTY JUVENILE COURT STATISTICAL DATA**

Top 4 Referral Reasons by Race and Sex and by Type of Offense for CY 2008

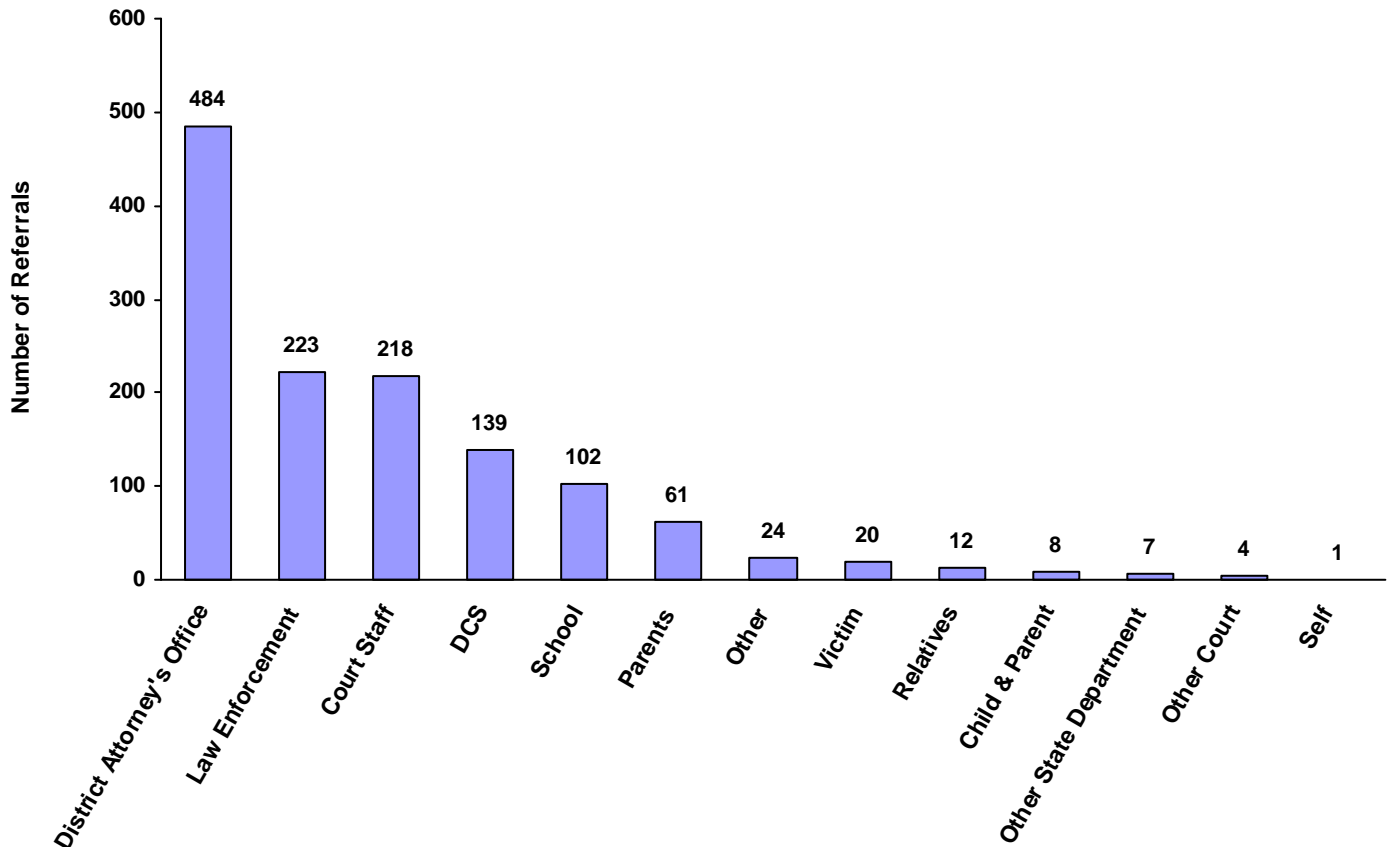
Sex	Race	Referral Type	Referral Reason	Total
Male	White	Delinquent	1. Traffic	75
			2. Violation of Probation	26
			3. Vandalism	13
			4. Theft of Property	12
		Status	1. Possession of Tobacco Products	43
			2. Truancy	23
			3. Unruly Behavior	9
		Dependency and Neglect	4. Violation of a Valid Court Order	1
			1. Dependency / Neglect	7
		Other Violations	2. Termination of Parental Rights	6
			1. Violation of Pretrial Diversion	2
		Special Proceedings	1. Child Support	322
			2. Administrative Review	134
			3. Custody	21
			4. Paternity / Legitimation	7
		Other	1. Other	33
<hr/>				
Male	African American	Delinquent	1. Theft of Property	6
			2. Violation of Probation	2
			3. Criminal Trespass	1
			4. Vandalism	1
		Status	1. Possession of Tobacco Products	1
		Special Proceedings	1. Administrative Review	8
		Other	1. Other	1
<hr/>				
Male	Other Race	Delinquent	1. Theft of Property	1
			2. Violation of Probation	1
		Status	1. Truancy	2
<hr/>				
Female	White	Delinquent	1. Traffic	37
			2. Assault	13
			3. Disorderly Conduct	7
			4. Possession of Controlled Substances	6
		Status	1. Possession of Tobacco Products	11
			2. Truancy	8
			3. Unruly Behavior	4
		Dependency and Neglect	1. Termination of Parental Rights	16
			2. Dependency / Neglect	9
		Special Proceedings	1. Child Support	236
			2. Administrative Review	77
3. Custody	9			
4. Visitation	7			
Other	1. Other	13		
	<hr/>			
Female	Other Race	Special Proceedings	1. Administrative Review	1
<hr/>				
Unknown	Unknown	Other	1. Other	1

**TENNESSEE COUNCIL OF JUVENILE AND FAMILY COURT JUDGES
2008 JOHNSON COUNTY JUVENILE COURT STATISTICAL DATA**

Source of Referrals by Race and Sex for CY 2008

	White Male	African American Male	Other Race Male	White Female	African American Female	Other Race Female	Unknown Race or Sex	Total	% of Total Referrals
Law Enforcement	158	9	1	55	0	0	0	223	17.11%
Parents	41	0	0	20	0	0	0	61	4.68%
Relatives	7	0	0	5	0	0	0	12	0.92%
Self	1	0	0	0	0	0	0	1	0.08%
School	66	1	2	33	0	0	0	102	7.83%
CSA	0	0	0	0	0	0	0	0	0.00%
DCS	82	3	0	53	0	0	1	139	10.67%
Other State Department	6	0	0	1	0	0	0	7	0.54%
District Attorney's Office	272	0	0	212	0	0	0	484	37.15%
Court Staff	129	8	1	79	0	1	0	218	16.73%
Social Agency	0	0	0	0	0	0	0	0	0.00%
Other Court	4	0	0	0	0	0	0	4	0.31%
Victim	12	0	0	8	0	0	0	20	1.53%
Child & Parent	5	0	0	3	0	0	0	8	0.61%
Hospital	0	0	0	0	0	0	0	0	0.00%
Unknown	0	0	0	0	0	0	0	0	0.00%
Other	17	0	0	7	0	0	0	24	1.84%
Totals	800	21	4	476	0	1	1	1,303	

Total Source of Referrals



**TENNESSEE COUNCIL OF JUVENILE AND FAMILY COURT JUDGES
2008 JOHNSON COUNTY JUVENILE COURT STATISTICAL DATA**

Six Most Frequent Referral Reasons by Source, Race and Sex for CY 2008

	White Male	African American Male	Other Race Male	White Female	African American Female	Other Race Female	Unknown Race or Sex	Total
<u>Law Enforcement</u>								
1. Traffic	75	0	0	37	0	0	0	112
2. Theft of Property	10	6	1	1	0	0	0	18
3. Vandalism	13	1	0	3	0	0	0	17
4. Other	14	0	0	1	0	0	0	15
5. Possession / Consumption of Alcohol	8	0	0	4	0	0	0	12
6. Possession of Controlled Substances	3	0	0	5	0	0	0	8
<u>Parents</u>								
1. Custody	12	0	0	6	0	0	0	18
2. Visitation	4	0	0	5	0	0	0	9
3. Other	4	0	0	4	0	0	0	8
4. Child Support	6	0	0	1	0	0	0	7
5. Paternity / Legitimation	6	0	0	1	0	0	0	7
6. Unruly Behavior	4	0	0	2	0	0	0	6
<u>Relatives</u>								
1. Custody	5	0	0	2	0	0	0	7
2. Visitation	0	0	0	2	0	0	0	2
3. Dependency / Neglect	0	0	0	1	0	0	0	1
4. Other	1	0	0	0	0	0	0	1
5. Unruly Behavior	1	0	0	0	0	0	0	1
6. NO REFERRAL SUBMITTED	0	0	0	0	0	0	0	0
<u>Self</u>								
1. Other	1	0	0	0	0	0	0	1
2. NO REFERRAL SUBMITTED	0	0	0	0	0	0	0	0
<u>School</u>								
1. Possession of Tobacco Products	38	1	0	10	0	0	0	49
2. Truancy	23	0	2	8	0	0	0	33
3. Dependency / Neglect	3	0	0	4	0	0	0	7
4. Disorderly Conduct	1	0	0	6	0	0	0	7
5. Assault	0	0	0	3	0	0	0	3
6. Administrative Review	0	0	0	1	0	0	0	1
<u>Community Service Agencies</u>								
1. NO REFERRAL SUBMITTED	0	0	0	0	0	0	0	0
<u>Department of Children's Services</u>								
1. Child Support	41	0	0	22	0	0	0	63
2. Violation of Probation	18	2	0	2	0	0	0	22
3. Termination of Parental Rights	5	0	0	16	0	0	0	21
4. Other	6	1	0	5	0	0	1	13
5. Administrative Review	7	0	0	2	0	0	0	9
6. Dependency / Neglect	2	0	0	4	0	0	0	6

**TENNESSEE COUNCIL OF JUVENILE AND FAMILY COURT JUDGES
2008 JOHNSON COUNTY JUVENILE COURT STATISTICAL DATA**

Six Most Frequent Referral Reasons by Source, Race and Sex for CY 2008

	White Male	African American Male	Other Race Male	White Female	African American Female	Other Race Female	Unknown Race or Sex	Total
<u>Other State Department</u>								
1. Child Support	1	0	0	1	0	0	0	2
2. Disorderly Conduct	2	0	0	0	0	0	0	2
3. Filing a False Police Report	2	0	0	0	0	0	0	2
4. Criminal Impersonation	1	0	0	0	0	0	0	1
5. NO REFERRAL SUBMITTED	0	0	0	0	0	0	0	0
<u>District Attorney's Office</u>								
1. Child Support	272	0	0	212	0	0	0	484
2. NO REFERRAL SUBMITTED	0	0	0	0	0	0	0	0
<u>Court Staff</u>								
1. Administrative Review	115	8	0	73	0	1	0	197
2. Violation of Probation	8	0	1	3	0	0	0	12
3. Other	1	0	0	2	0	0	0	3
4. Violation of Pretrial Diversion	2	0	0	0	0	0	0	2
5. Criminal Impersonation	1	0	0	0	0	0	0	1
6. Judicial Review	0	0	0	1	0	0	0	1
<u>Social Agency</u>								
1. NO REFERRAL SUBMITTED	0	0	0	0	0	0	0	0
<u>Other Court</u>								
1. Administrative Review	2	0	0	0	0	0	0	2
2. Theft of Property	2	0	0	0	0	0	0	2
3. NO REFERRAL SUBMITTED	0	0	0	0	0	0	0	0
<u>Victim</u>								
1. Assault	5	0	0	7	0	0	0	12
2. Other	3	0	0	0	0	0	0	3
3. Harassment	1	0	0	1	0	0	0	2
4. Unruly Behavior	2	0	0	0	0	0	0	2
5. Administrative Review	1	0	0	0	0	0	0	1
6. NO REFERRAL SUBMITTED	0	0	0	0	0	0	0	0
<u>Child & Parent</u>								
1. Administrative Review	2	0	0	0	0	0	0	2
2. Assault	0	0	0	2	0	0	0	2
3. Other	1	0	0	1	0	0	0	2
4. Child Support	1	0	0	0	0	0	0	1
5. Paternity / Legitimation	1	0	0	0	0	0	0	1
6. NO REFERRAL SUBMITTED	0	0	0	0	0	0	0	0
<u>Hospital</u>								
1. NO REFERRAL SUBMITTED	0	0	0	0	0	0	0	0
<u>Unknown</u>								
1. NO REFERRAL SUBMITTED	0	0	0	0	0	0	0	0

**TENNESSEE COUNCIL OF JUVENILE AND FAMILY COURT JUDGES
2008 JOHNSON COUNTY JUVENILE COURT STATISTICAL DATA**

Six Most Frequent Referral Reasons by Source, Race and Sex for CY 2008

	White Male	African American Male	Other Race Male	White Female	African American Female	Other Race Female	Unknown Race or Sex	Total
<u>Other</u>								
1 . Foster Care Review	3	0	0	5	0	0	0	8
2 . Administrative Review	4	0	0	1	0	0	0	5
3 . Contempt of Court	3	0	0	0	0	0	0	3
4 . Custody	2	0	0	0	0	0	0	2
5 . Dependency / Neglect	2	0	0	0	0	0	0	2
6 . Other	2	0	0	0	0	0	0	2

**TENNESSEE COUNCIL OF JUVENILE AND FAMILY COURT JUDGES
2008 JOHNSON COUNTY JUVENILE COURT STATISTICAL DATA**

Source of Referrals by Type of Offense, Race and Sex for CY 2008

	White Male	African American Male	Other Race Male	White Female	African American Female	Other Race Female	Unknown Race or Sex	Total
<u>Delinquent</u>								
Law Enforcement	137	9	1	52	0	0	0	199
DCS	18	2	0	2	0	0	0	22
Victim	6	0	0	8	0	0	0	14
Court Staff	9	0	1	3	0	0	0	13
School	2	0	0	10	0	0	0	12
Other State Department	5	0	0	0	0	0	0	5
Other	3	0	0	0	0	0	0	3
Parents	2	0	0	1	0	0	0	3
Child & Parent	0	0	0	2	0	0	0	2
Other Court	2	0	0	0	0	0	0	2
CSA	0	0	0	0	0	0	0	0
District Attorney's Office	0	0	0	0	0	0	0	0
Hospital	0	0	0	0	0	0	0	0
Relatives	0	0	0	0	0	0	0	0
Self	0	0	0	0	0	0	0	0
Social Agency	0	0	0	0	0	0	0	0
Unknown	0	0	0	0	0	0	0	0
Totals	184	11	2	78	0	0	0	275

<u>Status/Unruly</u>								
School	61	1	2	18	0	0	0	82
Law Enforcement	6	0	0	2	0	0	0	8
Parents	4	0	0	2	0	0	0	6
Court Staff	2	0	0	0	0	0	0	2
Victim	2	0	0	0	0	0	0	2
DCS	1	0	0	0	0	0	0	1
Other	0	0	0	1	0	0	0	1
Relatives	1	0	0	0	0	0	0	1
Child & Parent	0	0	0	0	0	0	0	0
CSA	0	0	0	0	0	0	0	0
District Attorney's Office	0	0	0	0	0	0	0	0
Hospital	0	0	0	0	0	0	0	0
Other Court	0	0	0	0	0	0	0	0
Other State Department	0	0	0	0	0	0	0	0
Self	0	0	0	0	0	0	0	0
Social Agency	0	0	0	0	0	0	0	0
Unknown	0	0	0	0	0	0	0	0
Totals	77	1	2	23	0	0	0	103

**TENNESSEE COUNCIL OF JUVENILE AND FAMILY COURT JUDGES
2008 JOHNSON COUNTY JUVENILE COURT STATISTICAL DATA**

Source of Referrals by Type of Offense, Race and Sex for CY 2008

	White Male	African American Male	Other Race Male	White Female	African American Female	Other Race Female	Unknown Race or Sex	Total
<u>Dependency and Neglect</u>								
DCS	7	0	0	20	0	0	0	27
School	3	0	0	4	0	0	0	7
Other	2	0	0	0	0	0	0	2
Law Enforcement	1	0	0	0	0	0	0	1
Relatives	0	0	0	1	0	0	0	1
Child & Parent	0	0	0	0	0	0	0	0
Court Staff	0	0	0	0	0	0	0	0
CSA	0	0	0	0	0	0	0	0
District Attorney's Office	0	0	0	0	0	0	0	0
Hospital	0	0	0	0	0	0	0	0
Other Court	0	0	0	0	0	0	0	0
Other State Department	0	0	0	0	0	0	0	0
Parents	0	0	0	0	0	0	0	0
Self	0	0	0	0	0	0	0	0
Social Agency	0	0	0	0	0	0	0	0
Unknown	0	0	0	0	0	0	0	0
Victim	0	0	0	0	0	0	0	0
Totals	13	0	0	25	0	0	0	38

<u>Other Violations</u>								
Court Staff	2	0	0	0	0	0	0	2
Child & Parent	0	0	0	0	0	0	0	0
CSA	0	0	0	0	0	0	0	0
DCS	0	0	0	0	0	0	0	0
District Attorney's Office	0	0	0	0	0	0	0	0
Hospital	0	0	0	0	0	0	0	0
Law Enforcement	0	0	0	0	0	0	0	0
Other	0	0	0	0	0	0	0	0
Other Court	0	0	0	0	0	0	0	0
Other State Department	0	0	0	0	0	0	0	0
Parents	0	0	0	0	0	0	0	0
Relatives	0	0	0	0	0	0	0	0
School	0	0	0	0	0	0	0	0
Self	0	0	0	0	0	0	0	0
Social Agency	0	0	0	0	0	0	0	0
Unknown	0	0	0	0	0	0	0	0
Victim	0	0	0	0	0	0	0	0
Totals	2	0	0	0	0	0	0	2

**TENNESSEE COUNCIL OF JUVENILE AND FAMILY COURT JUDGES
2008 JOHNSON COUNTY JUVENILE COURT STATISTICAL DATA**

Source of Referrals by Type of Offense, Race and Sex for CY 2008

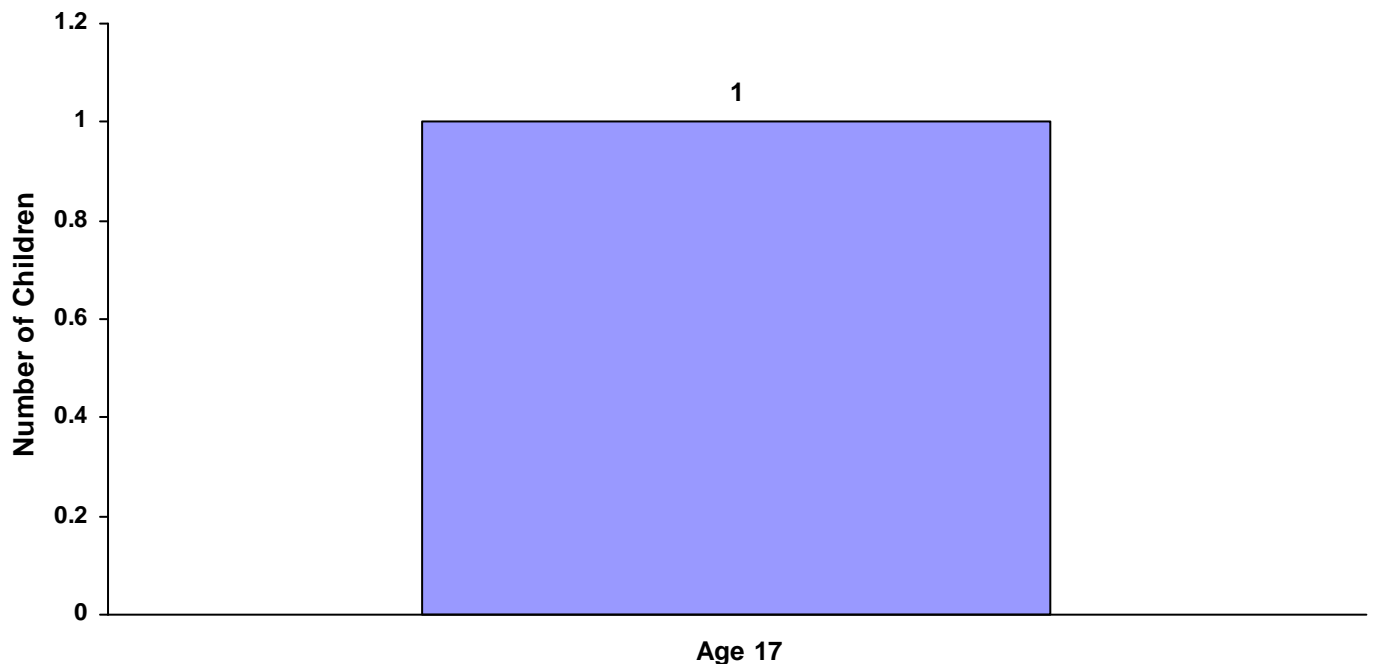
	White Male	African American Male	Other Race Male	White Female	African American Female	Other Race Female	Unknown Race or Sex	Total
<u>Special Proceedings</u>								
District Attorney's Office	272	0	0	212	0	0	0	484
Court Staff	115	8	0	74	0	1	0	198
DCS	50	0	0	26	0	0	0	76
Parents	31	0	0	13	0	0	0	44
Other	10	0	0	6	0	0	0	16
Relatives	5	0	0	4	0	0	0	9
Child & Parent	4	0	0	0	0	0	0	4
Other Court	2	0	0	0	0	0	0	2
Other State Department	1	0	0	1	0	0	0	2
School	0	0	0	1	0	0	0	1
Victim	1	0	0	0	0	0	0	1
CSA	0	0	0	0	0	0	0	0
Hospital	0	0	0	0	0	0	0	0
Law Enforcement	0	0	0	0	0	0	0	0
Self	0	0	0	0	0	0	0	0
Social Agency	0	0	0	0	0	0	0	0
Unknown	0	0	0	0	0	0	0	0
Totals	491	8	0	337	0	1	0	837
<u>Other</u>								
Law Enforcement	14	0	0	1	0	0	0	15
DCS	6	1	0	5	0	0	1	13
Parents	4	0	0	4	0	0	0	8
Court Staff	1	0	0	2	0	0	0	3
Victim	3	0	0	0	0	0	0	3
Child & Parent	1	0	0	1	0	0	0	2
Other	2	0	0	0	0	0	0	2
Relatives	1	0	0	0	0	0	0	1
Self	1	0	0	0	0	0	0	1
CSA	0	0	0	0	0	0	0	0
District Attorney's Office	0	0	0	0	0	0	0	0
Hospital	0	0	0	0	0	0	0	0
Other Court	0	0	0	0	0	0	0	0
Other State Department	0	0	0	0	0	0	0	0
School	0	0	0	0	0	0	0	0
Social Agency	0	0	0	0	0	0	0	0
Unknown	0	0	0	0	0	0	0	0
Totals	33	1	0	13	0	0	1	48
All Referral Source Totals	800	21	4	476	0	1	1	1,303

**TENNESSEE COUNCIL OF JUVENILE AND FAMILY COURT JUDGES
2008 JOHNSON COUNTY JUVENILE COURT STATISTICAL DATA**

**Children Referred for Unlawful Carrying/Possession of a Weapon for CY 2008
Total Children = 401**

	White Male	African American Male	Other Race Male	White Female	African American Female	Other Race Female	Unknown Race or Sex	Total	% of All Children Referred
Age Under 1	0	0	0	0	0	0	0	0	0.00%
Age 1	0	0	0	0	0	0	0	0	0.00%
Age 2	0	0	0	0	0	0	0	0	0.00%
Age 3	0	0	0	0	0	0	0	0	0.00%
Age 4	0	0	0	0	0	0	0	0	0.00%
Age 5	0	0	0	0	0	0	0	0	0.00%
Age 6	0	0	0	0	0	0	0	0	0.00%
Age 7	0	0	0	0	0	0	0	0	0.00%
Age 8	0	0	0	0	0	0	0	0	0.00%
Age 9	0	0	0	0	0	0	0	0	0.00%
Age 10	0	0	0	0	0	0	0	0	0.00%
Age 11	0	0	0	0	0	0	0	0	0.00%
Age 12	0	0	0	0	0	0	0	0	0.00%
Age 13	0	0	0	0	0	0	0	0	0.00%
Age 14	0	0	0	0	0	0	0	0	0.00%
Age 15	0	0	0	0	0	0	0	0	0.00%
Age 16	0	0	0	0	0	0	0	0	0.00%
Age 17	1	0	0	0	0	0	0	1	0.25%
Age 18	0	0	0	0	0	0	0	0	0.00%
Age 19 and Over	0	0	0	0	0	0	0	0	0.00%
Totals	1	0	0	0	0	0	0	1	

Total Children Referred for Unlawfully Carrying/Possessing Weapons



**TENNESSEE COUNCIL OF JUVENILE AND FAMILY COURT JUDGES
2008 JOHNSON COUNTY JUVENILE COURT STATISTICAL DATA**

**Children Referred for Carrying Weapons on School Property for CY 2008
Total Children = 401**

	White Male	African American Male	Other Race Male	White Female	African American Female	Other Race Female	Unknown Race or Sex	Total	% of Children Referred
Age Under 1	0	0	0	0	0	0	0	0	0.00%
Age 1	0	0	0	0	0	0	0	0	0.00%
Age 2	0	0	0	0	0	0	0	0	0.00%
Age 3	0	0	0	0	0	0	0	0	0.00%
Age 4	0	0	0	0	0	0	0	0	0.00%
Age 5	0	0	0	0	0	0	0	0	0.00%
Age 6	0	0	0	0	0	0	0	0	0.00%
Age 7	0	0	0	0	0	0	0	0	0.00%
Age 8	0	0	0	0	0	0	0	0	0.00%
Age 9	0	0	0	0	0	0	0	0	0.00%
Age 10	0	0	0	0	0	0	0	0	0.00%
Age 11	0	0	0	0	0	0	0	0	0.00%
Age 12	0	0	0	0	0	0	0	0	0.00%
Age 13	0	0	0	0	0	0	0	0	0.00%
Age 14	0	0	0	0	0	0	0	0	0.00%
Age 15	0	0	0	0	0	0	0	0	0.00%
Age 16	0	0	0	0	0	0	0	0	0.00%
Age 17	0	0	0	0	0	0	0	0	0.00%
Age 18	0	0	0	0	0	0	0	0	0.00%
Age 19 and Over	0	0	0	0	0	0	0	0	0.00%
Totals	0	0	0	0	0	0	0	0	

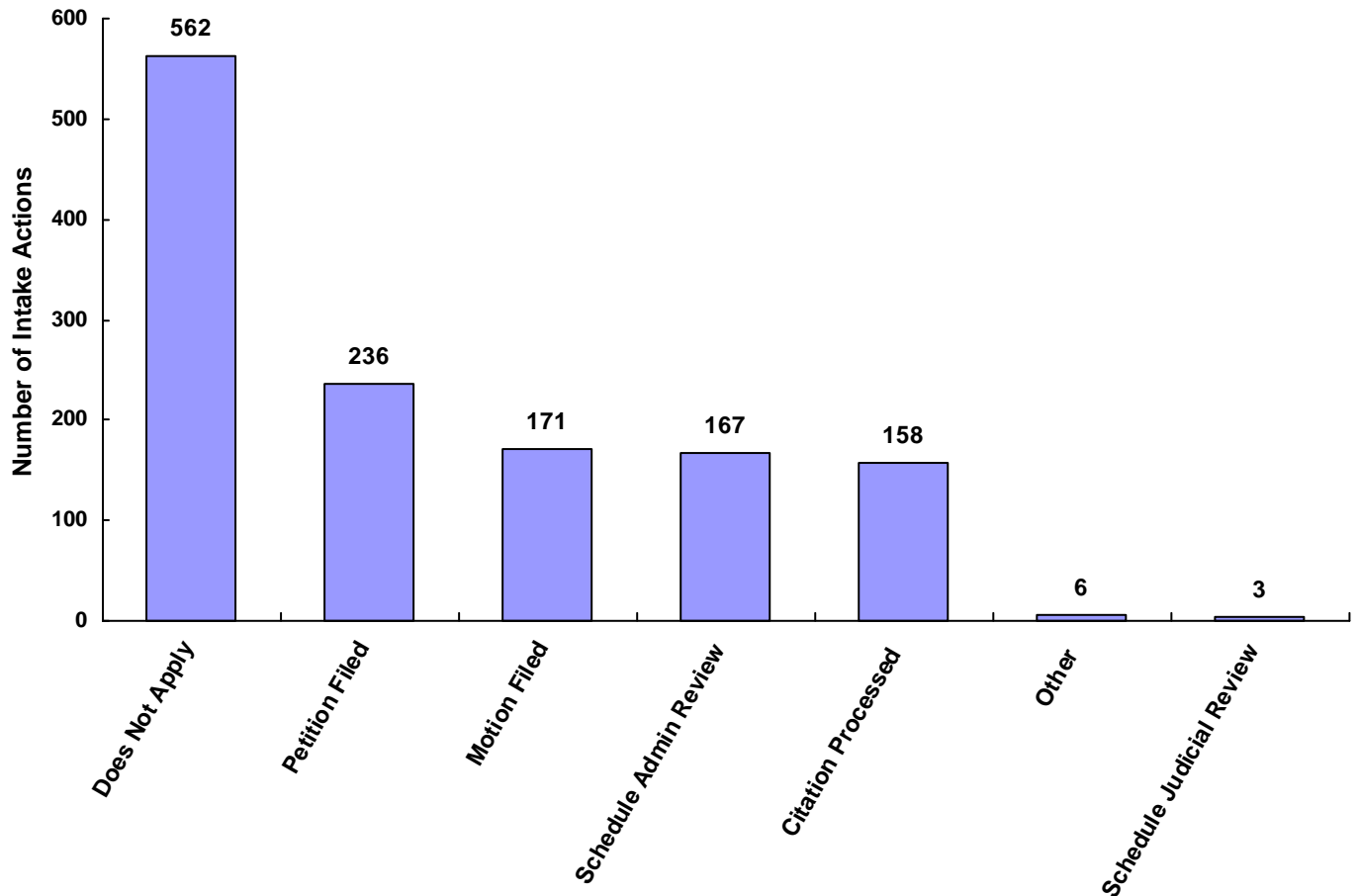
Total Children Referred for Carrying Weapons on School Property

**TENNESSEE COUNCIL OF JUVENILE AND FAMILY COURT JUDGES
2008 JOHNSON COUNTY JUVENILE COURT STATISTICAL DATA**

Intake Actions at Referral by Race and Sex for CY 2008

	White Male	African American Male	Other Race Male	White Female	African American Female	Other Race Female	Unknown Race or Sex	Total	% of Total Referrals
Petition Filed	161	11	4	60	0	0	0	236	18.11%
Motion Filed	104	1	0	66	0	0	0	171	13.12%
Citation Processed	112	1	0	45	0	0	0	158	12.13%
Paternity Processed Notice	0	0	0	0	0	0	0	0	0.00%
Schedule Judicial Review	3	0	0	0	0	0	0	3	0.23%
Schedule Admin Review	95	0	0	72	0	0	0	167	12.82%
Schedule Foster Care Review	0	0	0	0	0	0	0	0	0.00%
Unknown	0	0	0	0	0	0	0	0	0.00%
Does Not Apply	322	8	0	230	0	1	1	562	43.13%
Other	3	0	0	3	0	0	0	6	0.46%
Totals	800	21	4	476	0	1	1	1,303	

Total Intake Actions at Referral



**TENNESSEE COUNCIL OF JUVENILE AND FAMILY COURT JUDGES
2008 JOHNSON COUNTY JUVENILE COURT STATISTICAL DATA**

Intake Actions of Referrals by Class of Offense, Race and Sex for CY 2008

	White Male	African American Male	Other Race Male	White Female	African American Female	Other Race Female	Unknown Race or Sex	Total
<u>Offenses Against Persons</u>								
Petition Filed	11	0	0	12	0	0	0	23
Citation Processed	0	0	0	1	0	0	0	1
Motion Filed	0	0	0	0	0	0	0	0
Notification of Paternity Processed	0	0	0	0	0	0	0	0
Scheduling of Judicial Review	0	0	0	0	0	0	0	0
Scheduling of Administrative Review	0	0	0	0	0	0	0	0
Scheduling of Foster Care Review	0	0	0	0	0	0	0	0
Unknown	0	0	0	0	0	0	0	0
Does Not Apply	0	0	0	0	0	0	0	0
Other	0	0	0	0	0	0	0	0
Totals	11	0	0	13	0	0	0	24
<u>Offenses Against Property</u>								
Petition Filed	29	8	1	4	0	0	0	42
Scheduling of Judicial Review	2	0	0	0	0	0	0	2
Motion Filed	0	0	0	0	0	0	0	0
Citation Processed	0	0	0	0	0	0	0	0
Notification of Paternity Processed	0	0	0	0	0	0	0	0
Scheduling of Administrative Review	0	0	0	0	0	0	0	0
Scheduling of Foster Care Review	0	0	0	0	0	0	0	0
Unknown	0	0	0	0	0	0	0	0
Does Not Apply	0	0	0	0	0	0	0	0
Other	0	0	0	0	0	0	0	0
Totals	31	8	1	4	0	0	0	44
<u>Illegal Conduct</u>								
Citation Processed	70	0	0	35	0	0	0	105
Petition Filed	65	3	1	25	0	0	0	94
Motion Filed	5	0	0	1	0	0	0	6
Does Not Apply	1	0	0	0	0	0	0	1
Other	1	0	0	0	0	0	0	1
Notification of Paternity Processed	0	0	0	0	0	0	0	0
Scheduling of Judicial Review	0	0	0	0	0	0	0	0
Scheduling of Administrative Review	0	0	0	0	0	0	0	0
Scheduling of Foster Care Review	0	0	0	0	0	0	0	0
Unknown	0	0	0	0	0	0	0	0
Totals	142	3	1	61	0	0	0	207

**TENNESSEE COUNCIL OF JUVENILE AND FAMILY COURT JUDGES
2008 JOHNSON COUNTY JUVENILE COURT STATISTICAL DATA**

Intake Actions of Referrals by Class of Offense, Race and Sex for CY 2008

	White Male	African American Male	Other Race Male	White Female	African American Female	Other Race Female	Unknown Race or Sex	Total
<u>Status Offenses</u>								
Petition Filed	37	0	2	14	0	0	0	53
Citation Processed	38	1	0	9	0	0	0	48
Does Not Apply	2	0	0	0	0	0	0	2
Motion Filed	0	0	0	0	0	0	0	0
Notification of Paternity Processed	0	0	0	0	0	0	0	0
Scheduling of Judicial Review	0	0	0	0	0	0	0	0
Scheduling of Administrative Review	0	0	0	0	0	0	0	0
Scheduling of Foster Care Review	0	0	0	0	0	0	0	0
Unknown	0	0	0	0	0	0	0	0
Other	0	0	0	0	0	0	0	0
Totals	77	1	2	23	0	0	0	103

<u>Dependency/Neglect</u>								
Motion Filed	7	0	0	21	0	0	0	28
Petition Filed	3	0	0	4	0	0	0	7
Scheduling of Administrative Review	2	0	0	0	0	0	0	2
Citation Processed	1	0	0	0	0	0	0	1
Notification of Paternity Processed	0	0	0	0	0	0	0	0
Scheduling of Judicial Review	0	0	0	0	0	0	0	0
Scheduling of Foster Care Review	0	0	0	0	0	0	0	0
Unknown	0	0	0	0	0	0	0	0
Does Not Apply	0	0	0	0	0	0	0	0
Other	0	0	0	0	0	0	0	0
Totals	13	0	0	25	0	0	0	38

<u>Other Violation Proceedings</u>								
Petition Filed	2	0	0	0	0	0	0	2
Motion Filed	0	0	0	0	0	0	0	0
Citation Processed	0	0	0	0	0	0	0	0
Notification of Paternity Processed	0	0	0	0	0	0	0	0
Scheduling of Judicial Review	0	0	0	0	0	0	0	0
Scheduling of Administrative Review	0	0	0	0	0	0	0	0
Scheduling of Foster Care Review	0	0	0	0	0	0	0	0
Unknown	0	0	0	0	0	0	0	0
Does Not Apply	0	0	0	0	0	0	0	0
Other	0	0	0	0	0	0	0	0
Totals	2	0	0	0	0	0	0	2

**TENNESSEE COUNCIL OF JUVENILE AND FAMILY COURT JUDGES
2008 JOHNSON COUNTY JUVENILE COURT STATISTICAL DATA**

Intake Actions of Referrals by Class of Offense, Race and Sex for CY 2008

	White Male	African American Male	Other Race Male	White Female	African American Female	Other Race Female	Unknown Race or Sex	Total
<u>Parentage</u>								
Does Not Apply	186	0	0	147	0	0	0	333
Scheduling of Administrative Review	87	0	0	66	0	0	0	153
Motion Filed	80	0	0	40	0	0	0	120
Scheduling of Judicial Review	1	0	0	0	0	0	0	1
Petition Filed	0	0	0	0	0	0	0	0
Citation Processed	0	0	0	0	0	0	0	0
Notification of Paternity Processed	0	0	0	0	0	0	0	0
Scheduling of Foster Care Review	0	0	0	0	0	0	0	0
Unknown	0	0	0	0	0	0	0	0
Other	0	0	0	0	0	0	0	0
Totals	354	0	0	253	0	0	0	607
<u>Special Proceedings</u>								
Does Not Apply	129	8	0	81	0	1	0	219
Motion Filed	4	0	0	0	0	0	0	4
Scheduling of Administrative Review	3	0	0	1	0	0	0	4
Other	1	0	0	2	0	0	0	3
Petition Filed	0	0	0	0	0	0	0	0
Citation Processed	0	0	0	0	0	0	0	0
Notification of Paternity Processed	0	0	0	0	0	0	0	0
Scheduling of Judicial Review	0	0	0	0	0	0	0	0
Scheduling of Foster Care Review	0	0	0	0	0	0	0	0
Unknown	0	0	0	0	0	0	0	0
Totals	137	8	0	84	0	1	0	230
<u>Other</u>								
Petition Filed	14	0	0	1	0	0	0	15
Motion Filed	8	1	0	4	0	0	0	13
Scheduling of Administrative Review	3	0	0	5	0	0	0	8
Does Not Apply	4	0	0	2	0	0	1	7
Citation Processed	3	0	0	0	0	0	0	3
Other	1	0	0	1	0	0	0	2
Notification of Paternity Processed	0	0	0	0	0	0	0	0
Scheduling of Judicial Review	0	0	0	0	0	0	0	0
Scheduling of Foster Care Review	0	0	0	0	0	0	0	0
Unknown	0	0	0	0	0	0	0	0
Totals	33	1	0	13	0	0	1	48
All Intake Action Totals	800	21	4	476	0	1	1	1,303

**TENNESSEE COUNCIL OF JUVENILE AND FAMILY COURT JUDGES
2008 JOHNSON COUNTY JUVENILE COURT STATISTICAL DATA**

Detention Statistics at Referral by Individual Child by Race and Sex for CY 2008

	White Male	African American Male	Other Race Male	White Female	African American Female	Other Race Female	Unknown Race or Sex	Total	% of Total Children
Does Not Apply	239	0	1	155	0	1	1	397	99.00%
Juvenile Detention Facility	3	1	0	0	0	0	0	4	1.00%
Non-Secure Placement	0	0	0	0	0	0	0	0	0.00%
Jail - Complete Separation	0	0	0	0	0	0	0	0	0.00%
Jail - Partial Separation	0	0	0	0	0	0	0	0	0.00%
Jail - No Separation	0	0	0	0	0	0	0	0	0.00%
Psychiatric Hospital	0	0	0	0	0	0	0	0	0.00%
Unknown	0	0	0	0	0	0	0	0	0.00%
Other	0	0	0	0	0	0	0	0	0.00%
Totals	242	1	1	155	0	1	1	401	

Detention Statistics at Referral by Individual Case for CY 2008

	Cases	% of Total Cases
Does Not Apply	1,025	99.23%
Juvenile Detention Facility	7	0.68%
Unknown	1	0.10%
Non-Secure Placement	0	0.00%
Jail - Complete Separation	0	0.00%
Jail - Partial Separation	0	0.00%
Jail - No Separation	0	0.00%
Psychiatric Hospital	0	0.00%
Other	0	0.00%
	1,033	100.00%

Detention Statistics above are reported separately by Child and by Case. One child may have multiple cases.

Does Not Apply: Refers to cases not eligible for detention due to the type of Referral or the decision not to detain.

**TENNESSEE COUNCIL OF JUVENILE AND FAMILY COURT JUDGES
2008 JOHNSON COUNTY JUVENILE COURT STATISTICAL DATA**

Placement after Secure Detention Hearing by Individual Child by Race and Sex for CY 2008

	White Male	African American Male	Other Race Male	White Female	African American Female	Other Race Female	Unknown Race or Sex	Total	% of Total Children
Does Not Apply	239	0	1	155	0	1	1	397	99.00%
Juvenile Detention Facility	2	0	0	0	0	0	0	2	0.50%
Shelter / Group Home	0	1	0	0	0	0	0	1	0.25%
Other	1	0	0	0	0	0	0	1	0.25%
Returned to Prior Living Arr	0	0	0	0	0	0	0	0	0.00%
Jail	0	0	0	0	0	0	0	0	0.00%
Foster Family Home	0	0	0	0	0	0	0	0	0.00%
Psychiatric Hospital	0	0	0	0	0	0	0	0	0.00%
Unknown	0	0	0	0	0	0	0	0	0.00%
Totals	242	1	1	155	0	1	1	401	

Placement after Secure Detention Hearing by Individual Case for CY 2008

	Cases	% of Total Cases
Does Not Apply	1,024	99.13%
Juvenile Detention Facility	5	0.48%
Shelter / Group Home	2	0.19%
Unknown	1	0.10%
Other	1	0.10%
Returned to Prior Living Arrangement	0	0.00%
Jail	0	0.00%
Foster Family Home	0	0.00%
Psychiatric Hospital	0	0.00%
	1,033	100.00%

Detention Statistics above are reported separately by Child and by Case. One child may have multiple cases.

Does Not Apply: Refers to cases not eligible for detention due to the type of Referral or the decision not to detain.

**TENNESSEE COUNCIL OF JUVENILE AND FAMILY COURT JUDGES
2008 JOHNSON COUNTY JUVENILE COURT STATISTICAL DATA**

Dispositional Procedures for CY 2008

Procedures used to Dispose or Adjust all Referrals

	Number	% of All Referrals
Formally Adjudicated	361	27.71%
Informally Adjusted	0	0.00%
Transfer to Adult Court Hearings and Charges Cleared	9	0.69%
Otherwise Handled	933	71.60%
	1,303	100.00%

Referrals Disposed by Formal Adjudicatory Proceedings

	Number	% of All Referrals
Dismissed	145	11.13%
Retired / Nolle Prosequi	0	0.00%
Complaint Substantiated Delinquent	56	4.30%
Complaint Substantiated Status Offender	158	12.13%
Complaint Substantiated Dependent/Neglect	2	0.15%
Complaint Substantiated Abused	0	0.00%
Complaint Substantiated Mentally Ill	0	0.00%
	361	27.71%

Referrals Disposed by Other Actions

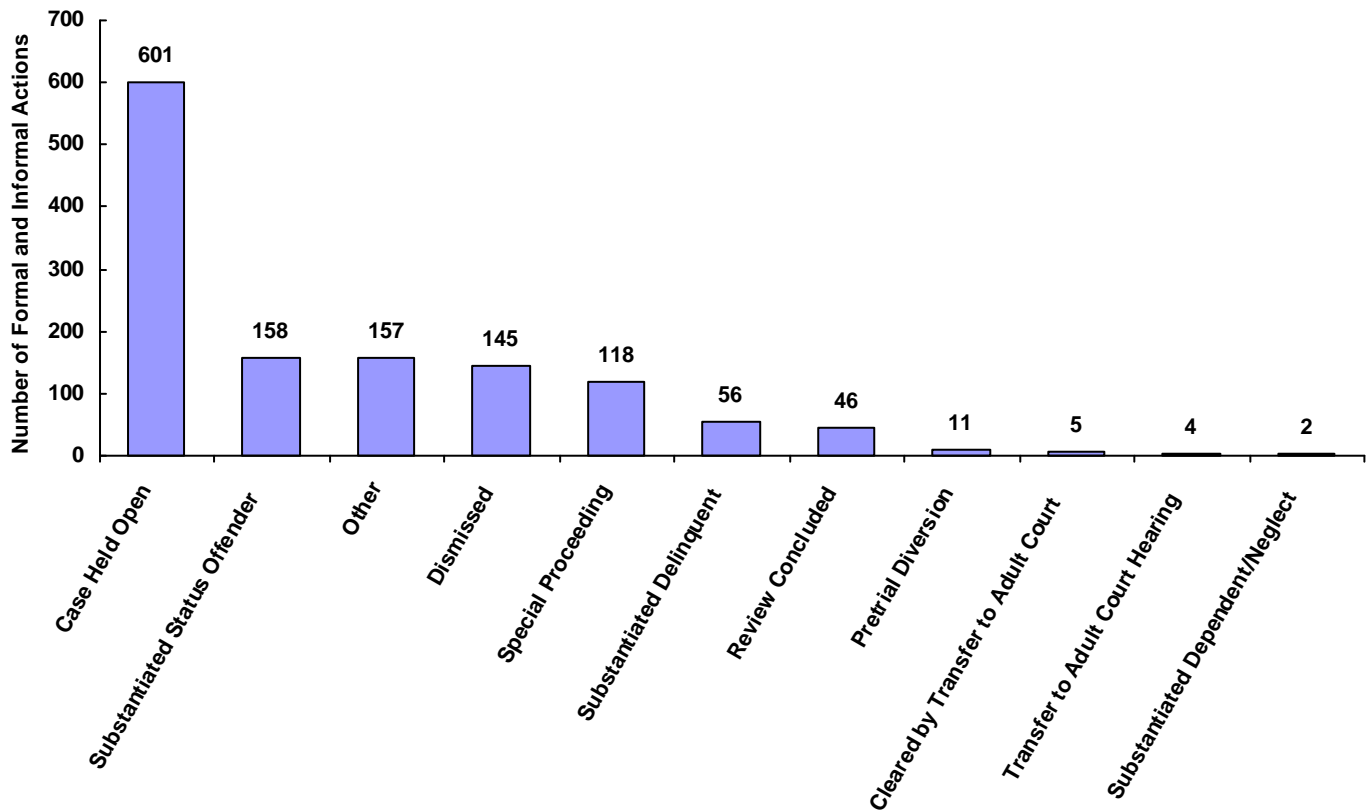
	Number	% of All Referrals
Informal Adjustment	0	0.00%
Transfer to Adult Court Hearing	4	0.31%
Charges Cleared by Transfer to Adult Court	5	0.38%
Pretrial Diversion	11	0.84%
Special Proceeding	118	9.06%
Review Concluded	46	3.53%
Case Held Open	601	46.12%
Other	157	12.05%
Unknown	0	0.00%
	942	72.29%

**TENNESSEE COUNCIL OF JUVENILE AND FAMILY COURT JUDGES
2008 JOHNSON COUNTY JUVENILE COURT STATISTICAL DATA**

Formal and Informal Actions by Race and Sex for CY 2008

	White Male	African American Male	Other Race Male	White Female	African American Female	Other Race Female	Unknown Race or Sex	Total	% of Total Referrals
Dismissed	79	3	0	62	0	1	0	145	11.13%
Retired / Nolle Prosequi	0	0	0	0	0	0	0	0	0.00%
Substantiated Delinquent	39	9	1	7	0	0	0	56	4.30%
Substantiated Status Offender	96	0	2	60	0	0	0	158	12.13%
Substantiated Dependent/Neglect	1	0	0	1	0	0	0	2	0.15%
Substantiated Abused	0	0	0	0	0	0	0	0	0.00%
Substantiated Mentally Ill	0	0	0	0	0	0	0	0	0.00%
Informal Adjustment	0	0	0	0	0	0	0	0	0.00%
Pretrial Diversion	8	0	0	3	0	0	0	11	0.84%
Transfer to Adult Court Hearing	3	0	0	1	0	0	0	4	0.31%
Cleared by Transfer to Adult Court	5	0	0	0	0	0	0	5	0.38%
Special Proceeding	65	5	0	48	0	0	0	118	9.06%
Review Concluded	29	0	0	17	0	0	0	46	3.53%
Case Held Open	371	4	1	225	0	0	0	601	46.12%
Unknown	0	0	0	0	0	0	0	0	0.00%
Other	104	0	0	52	0	0	1	157	12.05%
Totals	800	21	4	476	0	1	1	1,303	

Total Formal and Informal Actions



**TENNESSEE COUNCIL OF JUVENILE AND FAMILY COURT JUDGES
2008 JOHNSON COUNTY JUVENILE COURT STATISTICAL DATA**

Formal and Informal Actions by Type of Offense, Race and Sex for CY 2008

	White Male	African American Male	Other Race Male	White Female	African American Female	Other Race Female	Unknown Race or Sex	Total
<u>Delinquent</u>								
Case Held Open	66	4	0	32	0	0	0	102
Dismissed	31	0	0	12	0	0	0	43
Other	33	0	0	10	0	0	0	43
Complaint Substantiated Status Offender	17	0	1	16	0	0	0	34
Complaint Substantiated Delinquent	25	3	1	4	0	0	0	33
Special Proceeding	6	4	0	2	0	0	0	12
Pretrial Diversion	6	0	0	1	0	0	0	7
Review Concluded	0	0	0	1	0	0	0	1
Retired / Nolle Prosequi	0	0	0	0	0	0	0	0
Complaint Substantiated Dependent/Neglect	0	0	0	0	0	0	0	0
Complaint Substantiated Abused	0	0	0	0	0	0	0	0
Complaint Substantiated Mentally Ill	0	0	0	0	0	0	0	0
Informal Adjustment	0	0	0	0	0	0	0	0
Transfer to Adult Court Hearing	0	0	0	0	0	0	0	0
Charges Cleared by Transfer to Adult Court	0	0	0	0	0	0	0	0
Unknown	0	0	0	0	0	0	0	0
Totals	184	11	2	78	0	0	0	275

<u>Status</u>								
Other	26	0	0	8	0	0	0	34
Case Held Open	23	0	1	7	0	0	0	31
Complaint Substantiated Status Offender	17	0	1	6	0	0	0	24
Dismissed	7	1	0	1	0	0	0	9
Special Proceeding	2	0	0	0	0	0	0	2
Review Concluded	2	0	0	0	0	0	0	2
Pretrial Diversion	0	0	0	1	0	0	0	1
Retired / Nolle Prosequi	0	0	0	0	0	0	0	0
Complaint Substantiated Delinquent	0	0	0	0	0	0	0	0
Complaint Substantiated Dependent/Neglect	0	0	0	0	0	0	0	0
Complaint Substantiated Abused	0	0	0	0	0	0	0	0
Complaint Substantiated Mentally Ill	0	0	0	0	0	0	0	0
Informal Adjustment	0	0	0	0	0	0	0	0
Transfer to Adult Court Hearing	0	0	0	0	0	0	0	0
Charges Cleared by Transfer to Adult Court	0	0	0	0	0	0	0	0
Unknown	0	0	0	0	0	0	0	0
Totals	77	1	2	23	0	0	0	103

**TENNESSEE COUNCIL OF JUVENILE AND FAMILY COURT JUDGES
2008 JOHNSON COUNTY JUVENILE COURT STATISTICAL DATA**

Formal and Informal Actions by Type of Offense, Race and Sex for CY 2008

	White Male	African American Male	Other Race Male	White Female	African American Female	Other Race Female	Unknown Race or Sex	Total
<u>Dependency and Neglect</u>								
Case Held Open	8	0	0	16	0	0	0	24
Dismissed	1	0	0	5	0	0	0	6
Review Concluded	1	0	0	3	0	0	0	4
Complaint Substantiated Status Offender	2	0	0	0	0	0	0	2
Special Proceeding	1	0	0	1	0	0	0	2
Retired / Nolle Prosequi	0	0	0	0	0	0	0	0
Complaint Substantiated Delinquent	0	0	0	0	0	0	0	0
Complaint Substantiated Dependent/Neglect	0	0	0	0	0	0	0	0
Complaint Substantiated Abused	0	0	0	0	0	0	0	0
Complaint Substantiated Mentally Ill	0	0	0	0	0	0	0	0
Informal Adjustment	0	0	0	0	0	0	0	0
Pretrial Diversion	0	0	0	0	0	0	0	0
Transfer to Adult Court Hearing	0	0	0	0	0	0	0	0
Charges Cleared by Transfer to Adult Court	0	0	0	0	0	0	0	0
Unknown	0	0	0	0	0	0	0	0
Other	0	0	0	0	0	0	0	0
Totals	13	0	0	25	0	0	0	38

<u>Other Violations</u>								
Case Held Open	2	0	0	0	0	0	0	2
Dismissed	0	0	0	0	0	0	0	0
Retired / Nolle Prosequi	0	0	0	0	0	0	0	0
Complaint Substantiated Delinquent	0	0	0	0	0	0	0	0
Complaint Substantiated Status Offender	0	0	0	0	0	0	0	0
Complaint Substantiated Dependent/Neglect	0	0	0	0	0	0	0	0
Complaint Substantiated Abused	0	0	0	0	0	0	0	0
Complaint Substantiated Mentally Ill	0	0	0	0	0	0	0	0
Informal Adjustment	0	0	0	0	0	0	0	0
Pretrial Diversion	0	0	0	0	0	0	0	0
Transfer to Adult Court Hearing	0	0	0	0	0	0	0	0
Charges Cleared by Transfer to Adult Court	0	0	0	0	0	0	0	0
Special Proceeding	0	0	0	0	0	0	0	0
Review Concluded	0	0	0	0	0	0	0	0
Unknown	0	0	0	0	0	0	0	0
Other	0	0	0	0	0	0	0	0
Totals	2	0	0	0	0	0	0	2

**TENNESSEE COUNCIL OF JUVENILE AND FAMILY COURT JUDGES
2008 JOHNSON COUNTY JUVENILE COURT STATISTICAL DATA**

Formal and Informal Actions by Type of Offense, Race and Sex for CY 2008

	White Male	African American Male	Other Race Male	White Female	African American Female	Other Race Female	Unknown Race or Sex	Total
<u>Special Proceedings</u>								
Case Held Open	253	0	0	162	0	0	0	415
Complaint Substantiated Status Offender	59	0	0	38	0	0	0	97
Special Proceeding	48	0	0	42	0	0	0	90
Dismissed	40	2	0	44	0	1	0	87
Other	42	0	0	33	0	0	0	75
Review Concluded	26	0	0	13	0	0	0	39
Complaint Substantiated Delinquent	14	6	0	2	0	0	0	22
Charges Cleared by Transfer to Adult Court	5	0	0	0	0	0	0	5
Transfer to Adult Court Hearing	3	0	0	1	0	0	0	4
Complaint Substantiated Dependent/Neglect	1	0	0	1	0	0	0	2
Pretrial Diversion	0	0	0	1	0	0	0	1
Retired / Nolle Prosequi	0	0	0	0	0	0	0	0
Complaint Substantiated Abused	0	0	0	0	0	0	0	0
Complaint Substantiated Mentally Ill	0	0	0	0	0	0	0	0
Informal Adjustment	0	0	0	0	0	0	0	0
Unknown	0	0	0	0	0	0	0	0
Totals	491	8	0	337	0	1	0	837
<u>Other</u>								
Case Held Open	19	0	0	8	0	0	0	27
Special Proceeding	8	1	0	3	0	0	0	12
Other	3	0	0	1	0	0	1	5
Pretrial Diversion	2	0	0	0	0	0	0	2
Complaint Substantiated Delinquent	0	0	0	1	0	0	0	1
Complaint Substantiated Status Offender	1	0	0	0	0	0	0	1
Dismissed	0	0	0	0	0	0	0	0
Retired / Nolle Prosequi	0	0	0	0	0	0	0	0
Complaint Substantiated Dependent/Neglect	0	0	0	0	0	0	0	0
Complaint Substantiated Abused	0	0	0	0	0	0	0	0
Complaint Substantiated Mentally Ill	0	0	0	0	0	0	0	0
Informal Adjustment	0	0	0	0	0	0	0	0
Transfer to Adult Court Hearing	0	0	0	0	0	0	0	0
Charges Cleared by Transfer to Adult Court	0	0	0	0	0	0	0	0
Review Concluded	0	0	0	0	0	0	0	0
Unknown	0	0	0	0	0	0	0	0
Totals	33	1	0	13	0	0	1	48
All Action Totals	800	21	4	476	0	1	1	1,303

**TENNESSEE COUNCIL OF JUVENILE AND FAMILY COURT JUDGES
2008 JOHNSON COUNTY JUVENILE COURT STATISTICAL DATA**

Formal and Informal Actions by Class of Referral, Race and Sex for CY 2008

	White Male	African American Male	Other Race Male	White Female	African American Female	Other Race Female	Unknown Race or Sex	Total
<u>Offenses Against Persons</u>								
Case Held Open	5	0	0	7	0	0	0	12
Complaint Substantiated Status Offender	2	0	0	4	0	0	0	6
Complaint Substantiated Delinquent	2	0	0	2	0	0	0	4
Dismissed	1	0	0	0	0	0	0	1
Special Proceeding	1	0	0	0	0	0	0	1
Retired / Nolle Prosequi	0	0	0	0	0	0	0	0
Complaint Substantiated Dependent/Neglect	0	0	0	0	0	0	0	0
Complaint Substantiated Abused	0	0	0	0	0	0	0	0
Complaint Substantiated Mentally Ill	0	0	0	0	0	0	0	0
Informal Adjustment	0	0	0	0	0	0	0	0
Pretrial Diversion	0	0	0	0	0	0	0	0
Transfer to Adult Court Hearing	0	0	0	0	0	0	0	0
Charges Cleared by Transfer to Adult Court	0	0	0	0	0	0	0	0
Review Concluded	0	0	0	0	0	0	0	0
Unknown	0	0	0	0	0	0	0	0
Other	0	0	0	0	0	0	0	0
Totals	11	0	0	13	0	0	0	24

<u>Offenses Against Property</u>								
Case Held Open	17	3	0	4	0	0	0	24
Complaint Substantiated Delinquent	9	3	1	0	0	0	0	13
Special Proceeding	2	2	0	0	0	0	0	4
Complaint Substantiated Status Offender	2	0	0	0	0	0	0	2
Pretrial Diversion	1	0	0	0	0	0	0	1
Dismissed	0	0	0	0	0	0	0	0
Retired / Nolle Prosequi	0	0	0	0	0	0	0	0
Complaint Substantiated Dependent/Neglect	0	0	0	0	0	0	0	0
Complaint Substantiated Abused	0	0	0	0	0	0	0	0
Complaint Substantiated Mentally Ill	0	0	0	0	0	0	0	0
Informal Adjustment	0	0	0	0	0	0	0	0
Transfer to Adult Court Hearing	0	0	0	0	0	0	0	0
Charges Cleared by Transfer to Adult Court	0	0	0	0	0	0	0	0
Review Concluded	0	0	0	0	0	0	0	0
Unknown	0	0	0	0	0	0	0	0
Other	0	0	0	0	0	0	0	0
Totals	31	8	1	4	0	0	0	44

**TENNESSEE COUNCIL OF JUVENILE AND FAMILY COURT JUDGES
2008 JOHNSON COUNTY JUVENILE COURT STATISTICAL DATA**

Formal and Informal Actions by Class of Referral, Race and Sex for CY 2008

	White Male	African American Male	Other Race Male	White Female	African American Female	Other Race Female	Unknown Race or Sex	Total
<u>Illegal Conduct</u>								
Case Held Open	44	1	0	21	0	0	0	66
Other	33	0	0	10	0	0	0	43
Dismissed	30	0	0	12	0	0	0	42
Complaint Substantiated Status Offender	13	0	1	12	0	0	0	26
Complaint Substantiated Delinquent	14	0	0	2	0	0	0	16
Special Proceeding	3	2	0	2	0	0	0	7
Pretrial Diversion	5	0	0	1	0	0	0	6
Review Concluded	0	0	0	1	0	0	0	1
Retired / Nolle Prosequi	0	0	0	0	0	0	0	0
Complaint Substantiated Dependent/Neglect	0	0	0	0	0	0	0	0
Complaint Substantiated Abused	0	0	0	0	0	0	0	0
Complaint Substantiated Mentally Ill	0	0	0	0	0	0	0	0
Informal Adjustment	0	0	0	0	0	0	0	0
Transfer to Adult Court Hearing	0	0	0	0	0	0	0	0
Charges Cleared by Transfer to Adult Court	0	0	0	0	0	0	0	0
Unknown	0	0	0	0	0	0	0	0
Totals	142	3	1	61	0	0	0	207

Status Offenses

Other	26	0	0	8	0	0	0	34
Case Held Open	23	0	1	7	0	0	0	31
Complaint Substantiated Status Offender	17	0	1	6	0	0	0	24
Dismissed	7	1	0	1	0	0	0	9
Special Proceeding	2	0	0	0	0	0	0	2
Review Concluded	2	0	0	0	0	0	0	2
Pretrial Diversion	0	0	0	1	0	0	0	1
Retired / Nolle Prosequi	0	0	0	0	0	0	0	0
Complaint Substantiated Delinquent	0	0	0	0	0	0	0	0
Complaint Substantiated Dependent/Neglect	0	0	0	0	0	0	0	0
Complaint Substantiated Abused	0	0	0	0	0	0	0	0
Complaint Substantiated Mentally Ill	0	0	0	0	0	0	0	0
Informal Adjustment	0	0	0	0	0	0	0	0
Transfer to Adult Court Hearing	0	0	0	0	0	0	0	0
Charges Cleared by Transfer to Adult Court	0	0	0	0	0	0	0	0
Unknown	0	0	0	0	0	0	0	0
Totals	77	1	2	23	0	0	0	103

**TENNESSEE COUNCIL OF JUVENILE AND FAMILY COURT JUDGES
2008 JOHNSON COUNTY JUVENILE COURT STATISTICAL DATA**

Formal and Informal Actions by Class of Referral, Race and Sex for CY 2008

	White Male	African American Male	Other Race Male	White Female	African American Female	Other Race Female	Unknown Race or Sex	Total
<u>Dependency/Neglect</u>								
Case Held Open	8	0	0	16	0	0	0	24
Dismissed	1	0	0	5	0	0	0	6
Review Concluded	1	0	0	3	0	0	0	4
Complaint Substantiated Status Offender	2	0	0	0	0	0	0	2
Special Proceeding	1	0	0	1	0	0	0	2
Retired / Nolle Prosequi	0	0	0	0	0	0	0	0
Complaint Substantiated Delinquent	0	0	0	0	0	0	0	0
Complaint Substantiated Dependent/Neglect	0	0	0	0	0	0	0	0
Complaint Substantiated Abused	0	0	0	0	0	0	0	0
Complaint Substantiated Mentally Ill	0	0	0	0	0	0	0	0
Informal Adjustment	0	0	0	0	0	0	0	0
Pretrial Diversion	0	0	0	0	0	0	0	0
Transfer to Adult Court Hearing	0	0	0	0	0	0	0	0
Charges Cleared by Transfer to Adult Court	0	0	0	0	0	0	0	0
Unknown	0	0	0	0	0	0	0	0
Other	0	0	0	0	0	0	0	0
Totals	13	0	0	25	0	0	0	38

Other Violation Proceedings

Case Held Open	2	0	0	0	0	0	0	2
Dismissed	0	0	0	0	0	0	0	0
Retired / Nolle Prosequi	0	0	0	0	0	0	0	0
Complaint Substantiated Delinquent	0	0	0	0	0	0	0	0
Complaint Substantiated Status Offender	0	0	0	0	0	0	0	0
Complaint Substantiated Dependent/Neglect	0	0	0	0	0	0	0	0
Complaint Substantiated Abused	0	0	0	0	0	0	0	0
Complaint Substantiated Mentally Ill	0	0	0	0	0	0	0	0
Informal Adjustment	0	0	0	0	0	0	0	0
Pretrial Diversion	0	0	0	0	0	0	0	0
Transfer to Adult Court Hearing	0	0	0	0	0	0	0	0
Charges Cleared by Transfer to Adult Court	0	0	0	0	0	0	0	0
Special Proceeding	0	0	0	0	0	0	0	0
Review Concluded	0	0	0	0	0	0	0	0
Unknown	0	0	0	0	0	0	0	0
Other	0	0	0	0	0	0	0	0
Totals	2	0	0	0	0	0	0	2

**TENNESSEE COUNCIL OF JUVENILE AND FAMILY COURT JUDGES
2008 JOHNSON COUNTY JUVENILE COURT STATISTICAL DATA**

Formal and Informal Actions by Class of Referral, Race and Sex for CY 2008

	White Male	African American Male	Other Race Male	White Female	African American Female	Other Race Female	Unknown Race or Sex	Total
<u>Parentage</u>								
Case Held Open	209	0	0	135	0	0	0	344
Complaint Substantiated Status Offender	48	0	0	31	0	0	0	79
Other	37	0	0	31	0	0	0	68
Special Proceeding	35	0	0	31	0	0	0	66
Dismissed	11	0	0	14	0	0	0	25
Review Concluded	14	0	0	10	0	0	0	24
Transfer to Adult Court Hearing	0	0	0	1	0	0	0	1
Retired / Nolle Prosequi	0	0	0	0	0	0	0	0
Complaint Substantiated Delinquent	0	0	0	0	0	0	0	0
Complaint Substantiated Dependent/Neglect	0	0	0	0	0	0	0	0
Complaint Substantiated Abused	0	0	0	0	0	0	0	0
Complaint Substantiated Mentally Ill	0	0	0	0	0	0	0	0
Informal Adjustment	0	0	0	0	0	0	0	0
Pretrial Diversion	0	0	0	0	0	0	0	0
Charges Cleared by Transfer to Adult Court	0	0	0	0	0	0	0	0
Unknown	0	0	0	0	0	0	0	0
Totals	354	0	0	253	0	0	0	607

Special Proceedings

Case Held Open	44	0	0	27	0	0	0	71
Dismissed	29	2	0	30	0	1	0	62
Special Proceeding	13	0	0	11	0	0	0	24
Complaint Substantiated Delinquent	14	6	0	2	0	0	0	22
Complaint Substantiated Status Offender	11	0	0	7	0	0	0	18
Review Concluded	12	0	0	3	0	0	0	15
Other	5	0	0	2	0	0	0	7
Charges Cleared by Transfer to Adult Court	5	0	0	0	0	0	0	5
Transfer to Adult Court Hearing	3	0	0	0	0	0	0	3
Complaint Substantiated Dependent/Neglect	1	0	0	1	0	0	0	2
Pretrial Diversion	0	0	0	1	0	0	0	1
Retired / Nolle Prosequi	0	0	0	0	0	0	0	0
Complaint Substantiated Abused	0	0	0	0	0	0	0	0
Complaint Substantiated Mentally Ill	0	0	0	0	0	0	0	0
Informal Adjustment	0	0	0	0	0	0	0	0
Unknown	0	0	0	0	0	0	0	0
Totals	137	8	0	84	0	1	0	230

**TENNESSEE COUNCIL OF JUVENILE AND FAMILY COURT JUDGES
2008 JOHNSON COUNTY JUVENILE COURT STATISTICAL DATA**

Formal and Informal Actions by Class of Referral, Race and Sex for CY 2008

	White Male	African American Male	Other Race Male	White Female	African American Female	Other Race Female	Unknown Race or Sex	Total
Other								
Case Held Open	19	0	0	8	0	0	0	27
Special Proceeding	8	1	0	3	0	0	0	12
Other	3	0	0	1	0	0	1	5
Pretrial Diversion	2	0	0	0	0	0	0	2
Complaint Substantiated Delinquent	0	0	0	1	0	0	0	1
Complaint Substantiated Status Offender	1	0	0	0	0	0	0	1
Dismissed	0	0	0	0	0	0	0	0
Retired / Nolle Prosequi	0	0	0	0	0	0	0	0
Complaint Substantiated Dependent/Neglect	0	0	0	0	0	0	0	0
Complaint Substantiated Abused	0	0	0	0	0	0	0	0
Complaint Substantiated Mentally Ill	0	0	0	0	0	0	0	0
Informal Adjustment	0	0	0	0	0	0	0	0
Transfer to Adult Court Hearing	0	0	0	0	0	0	0	0
Charges Cleared by Transfer to Adult Court	0	0	0	0	0	0	0	0
Review Concluded	0	0	0	0	0	0	0	0
Unknown	0	0	0	0	0	0	0	0
Totals	33	1	0	13	0	0	1	48
<hr/>								
All Action Totals	800	21	4	476	0	1	1	1,303

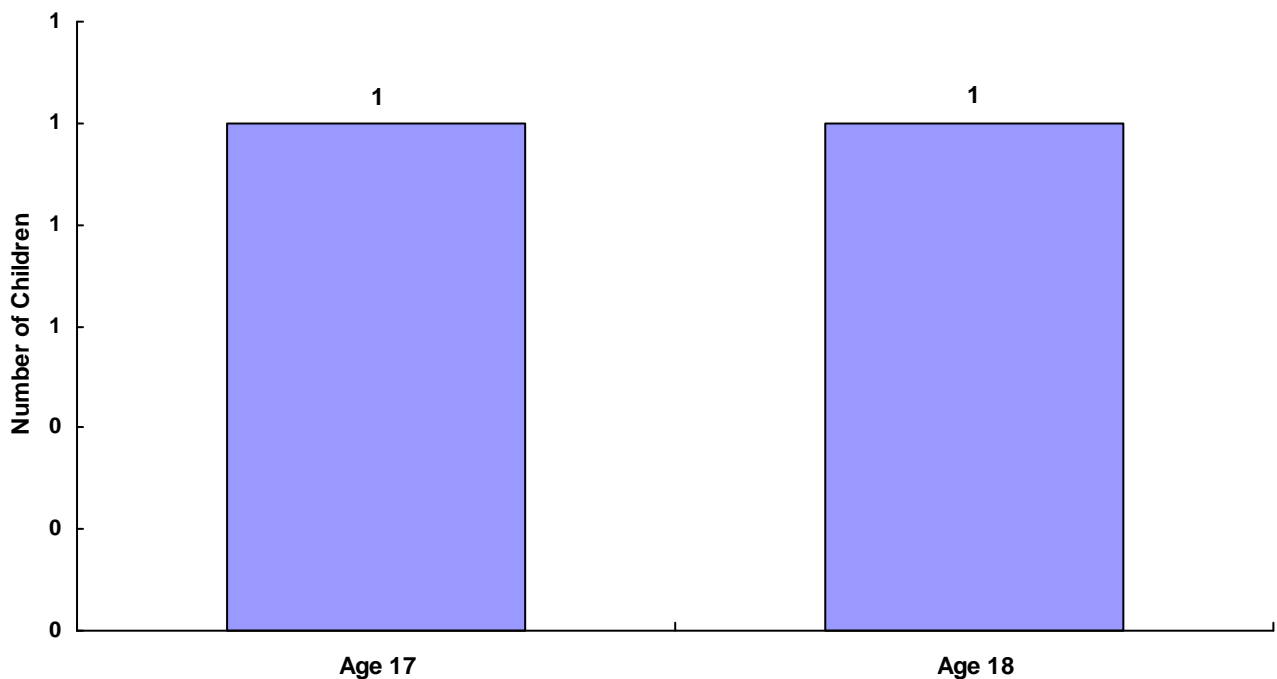
**TENNESSEE COUNCIL OF JUVENILE AND FAMILY COURT JUDGES
2008 JOHNSON COUNTY JUVENILE COURT STATISTICAL DATA**

Children Transferred to Adult Court by Age at Disposition Date, Race and Sex for CY 2008

Total Children = 401

	White Male	African American Male	Other Race Male	White Female	African American Female	Other Race Female	Unknown Race or Sex	Total	% of All Children Referred
Age Under 1	0	0	0	0	0	0	0	0	0.00%
Age 1	0	0	0	0	0	0	0	0	0.00%
Age 2	0	0	0	0	0	0	0	0	0.00%
Age 3	0	0	0	0	0	0	0	0	0.00%
Age 4	0	0	0	0	0	0	0	0	0.00%
Age 5	0	0	0	0	0	0	0	0	0.00%
Age 6	0	0	0	0	0	0	0	0	0.00%
Age 7	0	0	0	0	0	0	0	0	0.00%
Age 8	0	0	0	0	0	0	0	0	0.00%
Age 9	0	0	0	0	0	0	0	0	0.00%
Age 10	0	0	0	0	0	0	0	0	0.00%
Age 11	0	0	0	0	0	0	0	0	0.00%
Age 12	0	0	0	0	0	0	0	0	0.00%
Age 13	0	0	0	0	0	0	0	0	0.00%
Age 14	0	0	0	0	0	0	0	0	0.00%
Age 15	0	0	0	0	0	0	0	0	0.00%
Age 16	0	0	0	0	0	0	0	0	0.00%
Age 17	1	0	0	0	0	0	0	1	0.25%
Age 18	1	0	0	0	0	0	0	1	0.25%
Age 19 and Over	0	0	0	0	0	0	0	0	0.00%
Totals	2	0	0	0	0	0	0	2	

Total Children Transferred to Adult Court



**TENNESSEE COUNCIL OF JUVENILE AND FAMILY COURT JUDGES
2008 JOHNSON COUNTY JUVENILE COURT STATISTICAL DATA**

Outcomes by Type Of Disposition, Race and Sex for CY 2008

	White Male	African American Male	Other Race Male	White Female	African American Female	Other Race Female	Unknown Race or Sex	Total
<u>General Action Codes</u>								
Held Open For Review	397	3	1	264	0	0	1	666
Fine	93	2	2	32	0	0	0	129
Case Dismissed	55	1	0	54	0	1	0	111
Supervision / Probation to Juvenile Court	3	0	1	5	0	0	0	9
Restitution	3	1	0	1	0	0	0	5
Referred for Mental Health Counseling	2	0	0	0	0	0	0	2
Referred for Alcohol and Drug Counseling	2	0	0	0	0	0	0	2
Injunction Other than No Contact Order	1	0	0	0	0	0	0	1
Released from Probation	0	0	0	1	0	0	0	1
Case Retired or Nolle Prosequi	0	0	0	0	0	0	0	0
Warned / Counseled	0	0	0	0	0	0	0	0
Probation to Parents	0	0	0	0	0	0	0	0
Referral to Another Entity for Superv/Servc	0	0	0	0	0	0	0	0
Referred to Alternative School	0	0	0	0	0	0	0	0
Referred to Private Child Agency	0	0	0	0	0	0	0	0
Referred to Defensive Driving School	0	0	0	0	0	0	0	0
Referred to Alcohol Safety School	0	0	0	0	0	0	0	0
Referral to Juvenile Court Educ-Based Pgm	0	0	0	0	0	0	0	0
Driver's License Held Informally	0	0	0	0	0	0	0	0
Voluntary Placement with DMHMR	0	0	0	0	0	0	0	0
Private Mental Health Placement	0	0	0	0	0	0	0	0
Private MR Placement	0	0	0	0	0	0	0	0
Placement with City/Cnty Agcy/Facility	0	0	0	0	0	0	0	0
Placement with Relative / Other Individual	0	0	0	0	0	0	0	0
Public Service	0	0	0	0	0	0	0	0
Runaway Returned	0	0	0	0	0	0	0	0
No Contact Order	0	0	0	0	0	0	0	0
House Arrest	0	0	0	0	0	0	0	0
Court Defined Curfew	0	0	0	0	0	0	0	0
Dismissed from Informal Adjustment	0	0	0	0	0	0	0	0
Dismissed from Pretrial Diversion	0	0	0	0	0	0	0	0
Totals	556	7	4	357	0	1	1	926

**TENNESSEE COUNCIL OF JUVENILE AND FAMILY COURT JUDGES
2008 JOHNSON COUNTY JUVENILE COURT STATISTICAL DATA**

Outcomes by Type Of Disposition, Race and Sex for CY 2008

	White Male	African American Male	Other Race Male	White Female	African American Female	Other Race Female	Unknown Race or Sex	Total
<u>Formal Action Codes</u>								
DCS Probation	7	0	0	2	0	0	0	9
Supervision by DCS	6	0	1	2	0	0	0	9
DCS Intensive Probation	3	0	0	1	0	0	0	4
Transferred to Adult Court	2	0	0	0	0	0	0	2
DCS Commitment - Determinate	0	1	0	1	0	0	0	2
DCS Commitment - Custody	2	0	0	0	0	0	0	2
Transfer to Another Juvenile Court for Dispo	2	0	0	0	0	0	0	2
Placed Under a Valid Court Order	1	0	0	0	0	0	0	1
Parental Rights Terminated	1	0	0	0	0	0	0	1
DMHMR Involuntary Commitment	0	0	0	0	0	0	0	0
DCS Commitment - Suspended	0	0	0	0	0	0	0	0
Other Intensive Probation	0	0	0	0	0	0	0	0
Parental Rights Not Terminated	0	0	0	0	0	0	0	0
Totals	24	1	1	6	0	0	0	32

Special Proceedings

Court Costs	89	2	2	33	0	0	0	126
Foster Care Continued	4	0	0	9	0	0	0	13
Visitation Changed	7	0	0	4	0	0	0	11
Order of Reference to DCS	6	0	0	3	0	0	0	9
Custody Changed	7	0	0	1	0	0	0	8
Custody Unchanged	1	0	0	1	0	0	0	2
Paternity Determined / Child Legitimated	1	0	0	1	0	0	0	2
Child Support Granted	2	0	0	0	0	0	0	2
Child Support Terminated	1	0	0	0	0	0	0	1
Foster Care Terminated	0	0	0	0	0	0	0	0
Visitation Unchanged	0	0	0	0	0	0	0	0
Voluntary Acknowledgement of Paternity	0	0	0	0	0	0	0	0
Paternity Not Determ/Child Not Legitimated	0	0	0	0	0	0	0	0
Child Support Amended	0	0	0	0	0	0	0	0
Child Support Denied	0	0	0	0	0	0	0	0
Request for Medical Treatment Granted	0	0	0	0	0	0	0	0
Request for Medical Treatment Denied	0	0	0	0	0	0	0	0
Consent to Marry Granted	0	0	0	0	0	0	0	0
Consent to Marry Denied	0	0	0	0	0	0	0	0
Totals	118	2	2	52	0	0	0	174


Other Outcome Codes

Other	150	3	0	94	0	0	1	248
Totals	150	3	0	94	0	0	1	248

All Outcome Totals	848	13	7	509	0	1	2	1,380
---------------------------	------------	-----------	----------	------------	----------	----------	----------	--------------

**TENNESSEE COUNCIL OF JUVENILE AND FAMILY COURT JUDGES
2008 JOHNSON COUNTY JUVENILE COURT STATISTICAL DATA**

Breakdown of Referrals by Court Personnel Executing the Action in CY 2008



	Referrals	% of Referrals
Judge	1,295	99.39%
Referee	0	0.00%
YSO	0	0.00%
Other	8	0.61%
Total	1,303	100.00%