

2008

State of Tennessee

Annual Juvenile Court Statistical Report

Lake County Breakdown

TABLE OF CONTENTS

Report Numbers Listed Below are shown at the Bottom of each Report, followed by the Report Page Number

	Report Number
Juvenile Court Referral Process	
Chart – The Juvenile Court Referral Process	1
Chart – Delinquent, Dependent/Neglect/Abuse, and Status/Unruly Referrals	2
Chart – Referrals by Type of Offense	3
Chart – Referrals for Status/Unruly Offenses	4
Children and Referral Counts by Race and Sex	
Table – Children with Delinquent Referrals by Race and Sex	5
Table – Children with Status/Unruly Referrals by Race and Sex	5
Table – Children with Dependency/Neglect/Abuse Allegations by Race and Sex	5
Table – Referrals Delinquent Referrals by Race and Sex	6
Table – Referrals Status/Unruly Referrals by Race and Sex	6
Table – Referrals Dependency/Neglect/Abuse Allegations by Race and Sex	6
Table/Chart – Referrals by Age Group, Race and Sex	7
Table/Chart – Children Referred by Age, Race and Sex	8
Table/Chart – Children Referred by Race and Sex	9
Table/Chart – Children of Hispanic Origin by Race and Sex	10
Table – Referrals by Type of Offense, Age Group, Race and Sex	11
Living Arrangement of the Child at Time of Referral	
Table/Chart – Living Arrangement at Time of Referral by Race and Sex	12
School Status of Individual Children at Time of Referral to Juvenile Court	
Table – Last Grade Completed by Children by Race and Sex	13
Table – Children Enrolled in School	13
Table – Children Enrolled in Special Education	13
Referral Information by Race, Sex and Class of Referral/Offense	
Table/Chart – Class of Referrals by Race and Sex	14
Table - Referrals by Class and Type of Offense by Race and Sex	15
Referral Reasons by Type, Race and Sex	
Table – Referral Reasons by Type of Offense, Race and Sex	16
Table – Top 4 Referral Reasons by Sex and Race	17
Table – Top 4 Referral Reasons by Sex, Race and Type of Offense	18
Source of Referrals to the Juvenile Court	
Table – Source of Referrals by Race and Sex	19
Table – Six Most Frequent Referral Reasons by Source, Race and Sex	20
Table – Source of Referrals by Type of Offense, Race and Sex	21
Children Referred with Weapons Charges	
Table/Chart – Children Referred for Unlawful Carrying/Possession of a Weapon by Age, Race and Sex	22
Table/Chart – Children Referred for Carrying Weapons on School Property	23
Intake Actions at Referral	
Table/Chart – Intake Actions at Referral by Race and Sex	24
Table/Chart – Intake Actions of Referrals by Class of Offense, Race and Sex	25

TABLE OF CONTENTS


Report Numbers Listed Below are shown at the Bottom of each Report, followed by the Report Page Number

	Report Number
Detention Statistics at Referral	
Table – Detention Statistics at Referral by Individual Child by Race and Sex	26
Table – Detention Statistics at Referral by Individual Case	26
Table – Placement After Secure Detention Hearing by Individual Child by Race and Sex	27
Table – Placement After Secure Detention Hearing by Individual Case	27
Dispositional Procedures	
Table – Procedures used to Dispose or Adjust All Referrals	28
Table – Referrals Disposed by Formal Adjudicatory Proceedings	28
Table – Referrals Disposed by Other Actions	28
Formal and Informal Actions	
Table/Chart – Formal and Informal Actions by Race and Sex	29
Table – Formal and Informal Actions by Type of Offense, Race and Sex	30
Table – Formal and Informal Actions by Class of Referral, Race and Sex	31
Children Transferred to Adult Court	
Table/Chart – Children Transferred to Adult Court by Age, Race and Sex	32
Outcomes by Type of Disposition	
Table – Outcomes by Type of Disposition, Race and Sex	33
Juvenile Court Referrals Disposed County-Wide Based on Number of Referrals	
Table/Chart – Breakdown of Referrals by Court Personnel Executing the Action	34

**TENNESSEE COUNCIL OF JUVENILE AND FAMILY COURT JUDGES
2008 LAKE COUNTY JUVENILE COURT STATISTICAL DATA**


The Juvenile Court Referral Process for CY 2008

Delinquent 102	Status 36	Dependency and Neglect 3	Other Violations 0	Special Proceedings 90	Parentage 40	Other 1
--------------------------	---------------------	------------------------------------	------------------------------	----------------------------------	------------------------	-------------------



Parents, Victims, School, Relatives, State Dept, etc.
166

Law Enforcement
106



Formal Adjudications
169



Juvenile Court System Outcomes / Dispositions
367

Transfer to Adult Court Hearing
0

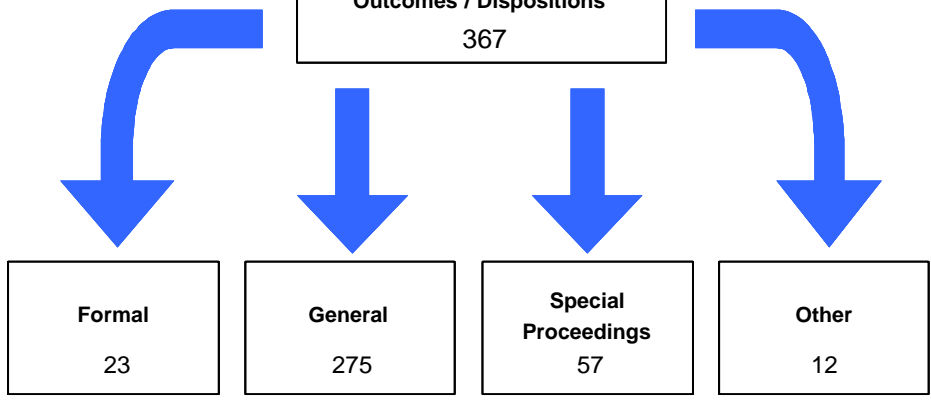
Charges Cleared By Transfer to Adult Court
0

Special Proceeding
0

Review Concluded
2

Case Held Open
101

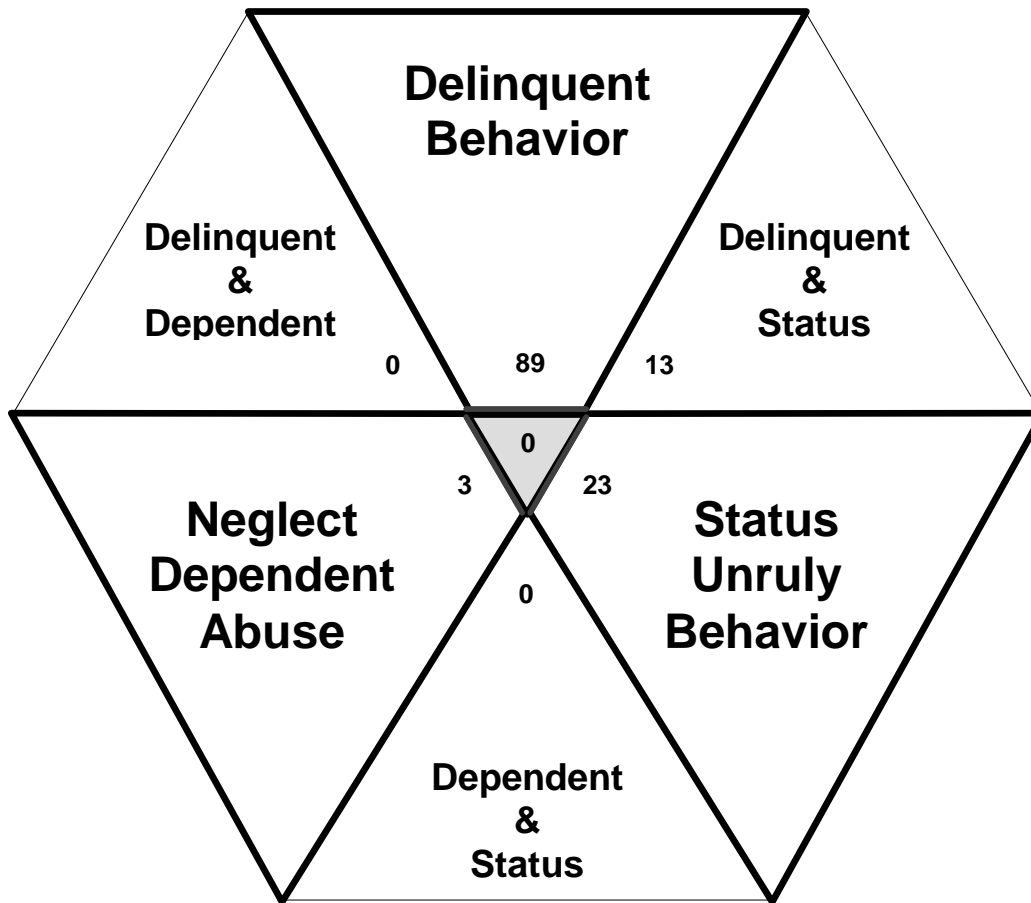
Other
0



**TENNESSEE COUNCIL OF JUVENILE AND FAMILY COURT JUDGES
2008 LAKE COUNTY JUVENILE COURT STATISTICAL DATA**

Delinquent, Dependent/Neglect/Abuse, and Status/Unruly Referrals for CY 2008

Total = 128



The remaining referrals are for:
Custody, Visitation, Paternity/Legitimation, Child Support,
Special Procedures and Other Referrals

Each child may be counted
in more than one category

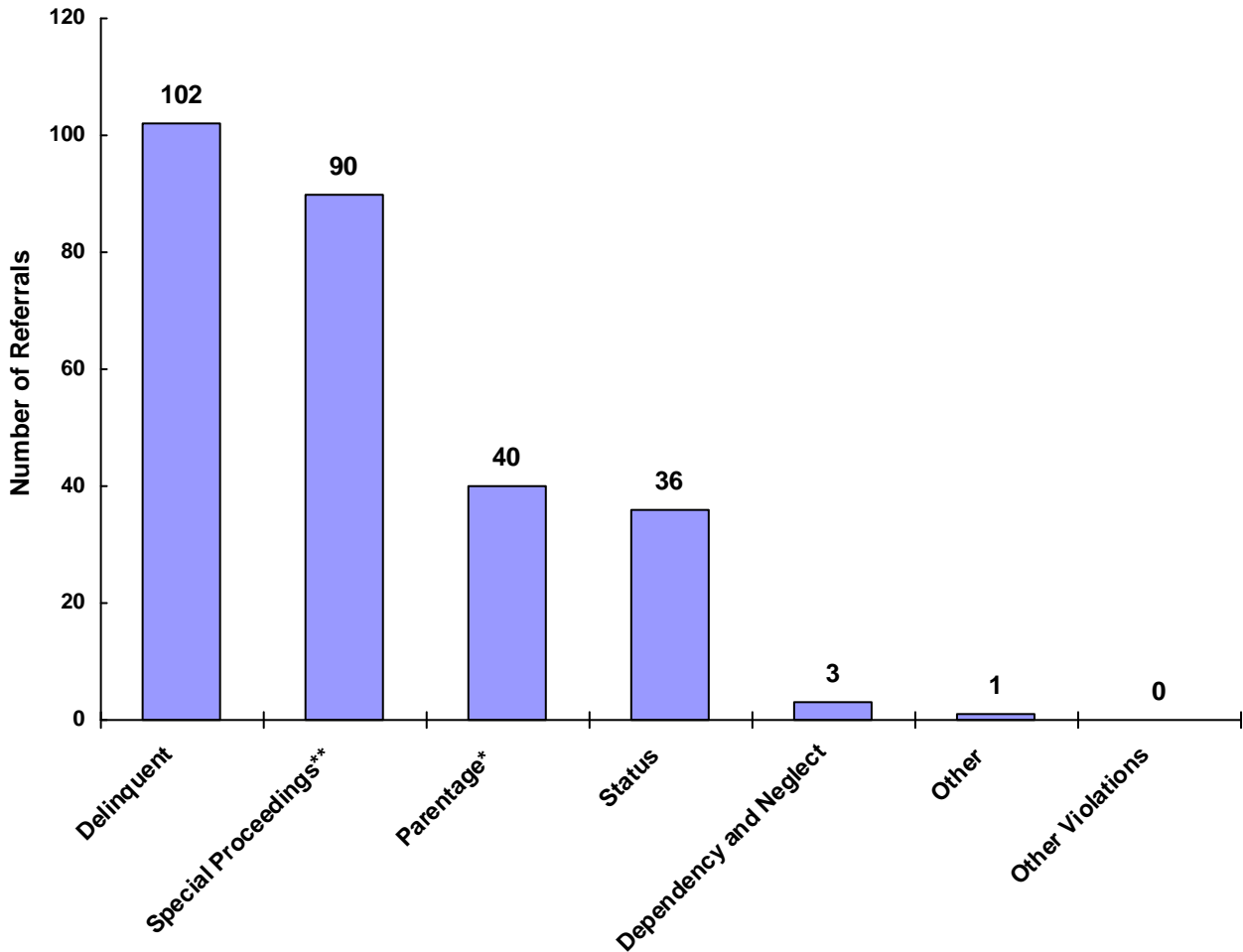
Total number of individual children for ALL referrals
disposed by juvenile courts during CY 2008 equals 126

Children can have referrals in multiple categories. The drawing above shows that in the year 2008 there were 89 referrals to Lake County Juvenile Court for children with only delinquent offenses, 23 for those with only status/unruly behavior, and 3 for children with neglect, dependent or abuse referrals during the calendar year. There were 13 referrals for children that had a delinquent AND a status/unruly referral. There were 0 referrals for children with both delinquent behavior AND a neglect, dependent or abuse allegation. There were 0 referrals for children that had both a status/unruly referral AND a neglect, dependent or abuse allegation. Also, there were 0 referrals for children that had a delinquent referral, a status/unruly referral AND a neglect, dependent or abuse allegation.

TENNESSEE COUNCIL OF JUVENILE AND FAMILY COURT JUDGES
2008 LAKE COUNTY JUVENILE COURT STATISTICAL DATA

Referrals by Type of Offense in CY 2008

Total Referrals = 272



* Parentage includes: Custody, Visitation, Paternity/Legitimation and Child Support

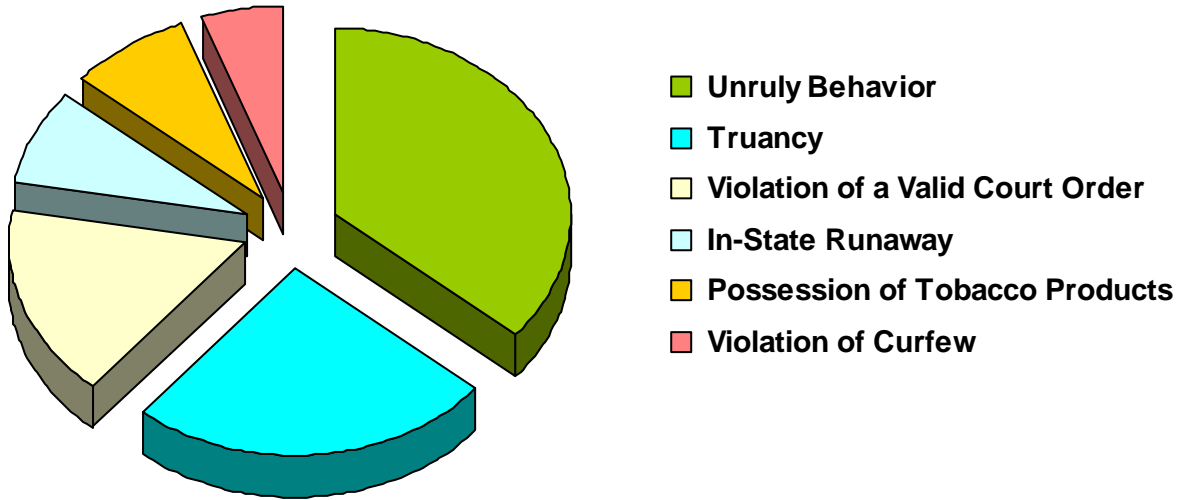
**Special Proceedings include: Judicial Review, Administrative Review, Foster Care Review, Request for Medical Treatment and Consent to Marry

Information from the Juvenile Court represents a total of 126 children and 250 cases that were reported to the TCJFCJ.

A Status offense is an offense committed by a child that if committed by an adult, would not be considered an offense or unlawful act. An example of this is smoking when not legally an adult.

**TENNESSEE COUNCIL OF JUVENILE AND FAMILY COURT JUDGES
2008 LAKE COUNTY JUVENILE COURT STATISTICAL DATA**

**Referrals for Status/Unruly Offenses in CY 2008
Total Status/Unruly Referrals = 36**



Referral Reason	Count	Percent
Unruly Behavior	13	36.11%
Truancy	9	25.00%
Violation of a Valid Court Order	6	16.67%
Possession of Tobacco Products	3	8.33%
In-State Runaway	3	8.33%
Violation of Curfew	2	5.56%
Out-of-State Runaway	0	0.00%
Total	36	

**TENNESSEE COUNCIL OF JUVENILE AND FAMILY COURT JUDGES
2008 LAKE COUNTY JUVENILE COURT STATISTICAL DATA**

Children* with Delinquent Referrals by Race and Sex for CY 2008

	White	African American	Native American	Asian	Mixed Race	Unknown Race	Total
Male	31	15	0	0	4	0	50
Female	17	3	0	0	1	0	21
Unknown Sex	0	0	0	0	0	0	
Totals	48	18	0	0	5	0	71

Children* with Status/Unruly Referrals by Race and Sex for CY 2008

	White	African American	Native American	Asian	Mixed Race	Unknown Race	Total
Male	11	4	0	0	3	0	18
Female	12	1	0	0	1	0	14
Unknown Sex	0	0	0	0	0	0	
Totals	23	5	0	0	4	0	32

Children* with Dependency/Neglect/Abuse Allegations by Race and Sex for CY 2008

	White	African American	Native American	Asian	Mixed Race	Unknown Race	Total
Male	0	0	0	0	0	0	
Female	3	0	0	0	0	0	3
Unknown Sex	0	0	0	0	0	0	
Totals	3	0	0	0	0	0	3

* A child may be counted in more than one category

**TENNESSEE COUNCIL OF JUVENILE AND FAMILY COURT JUDGES
2008 LAKE COUNTY JUVENILE COURT STATISTICAL DATA**

Delinquent Referrals by Race and Sex for CY 2008

	White	African American	Native American	Asian	Mixed Race	Unknown Race	Total
Male	48	20	0	0	6	0	74
Female	21	6	0	0	1	0	28
Unknown Sex	0	0	0	0	0	0	0
Totals	69	26	0	0	7	0	102

Status/Unruly Referrals by Race and Sex for CY 2008

	White	African American	Native American	Asian	Mixed Race	Unknown Race	Total
Male	11	4	0	0	5	0	20
Female	13	1	0	0	2	0	16
Unknown Sex	0	0	0	0	0	0	0
Totals	24	5	0	0	7	0	36

Dependency/Neglect/Abuse Allegations by Race and Sex for CY 2008

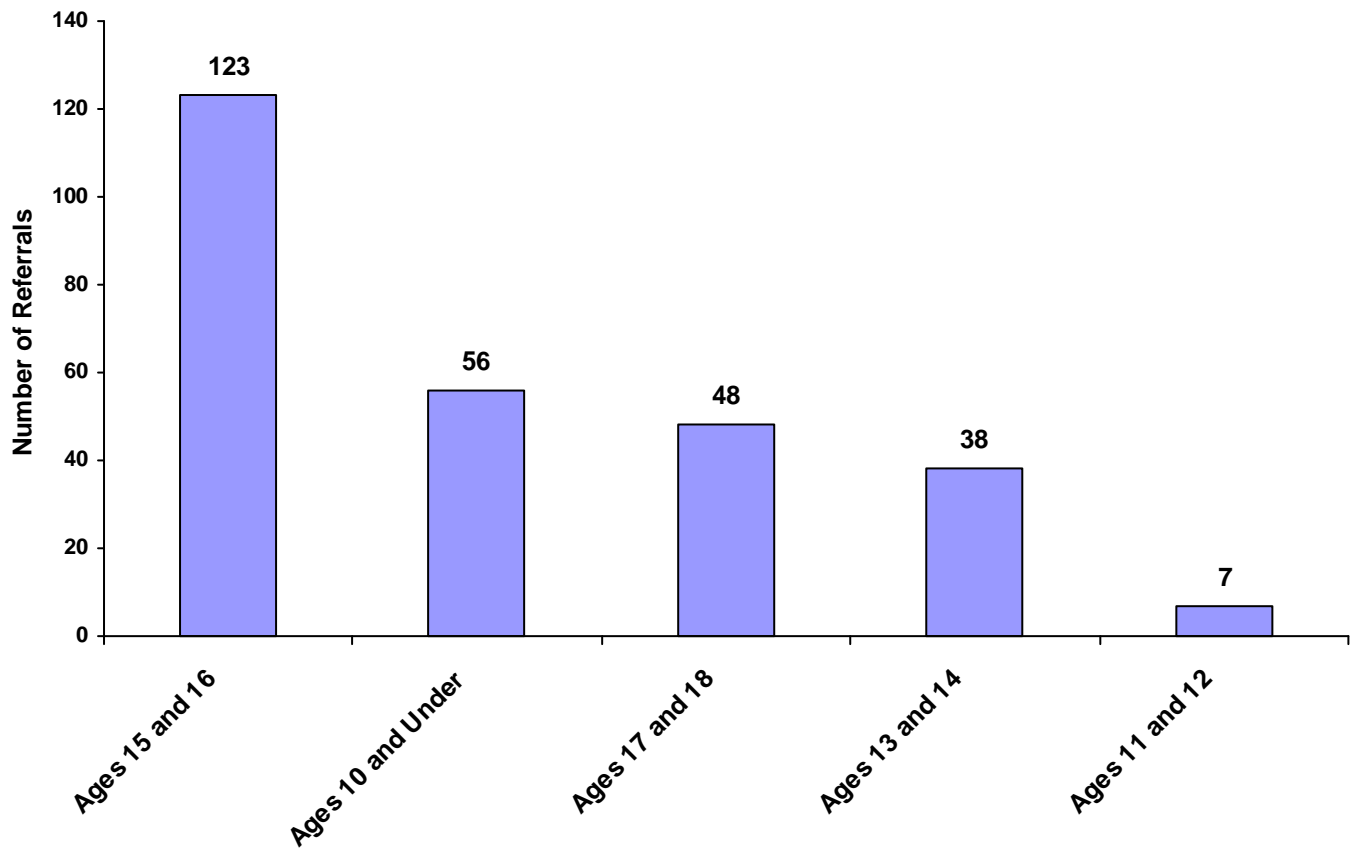
	White	African American	Native American	Asian	Mixed Race	Unknown Race	Total
Male	0	0	0	0	0	0	0
Female	3	0	0	0	0	0	3
Unknown Sex	0	0	0	0	0	0	0
Totals	3	0	0	0	0	0	3

**TENNESSEE COUNCIL OF JUVENILE AND FAMILY COURT JUDGES
2008 LAKE COUNTY JUVENILE COURT STATISTICAL DATA**

Referrals by Age Group, Race and Sex for CY 2008

	White Male	African American Male	Other Race Male	White Female	African American Female	Other Race Female	Unknown Race or Sex	Total	% of Total Referrals
Birth through Age 10	15	3	5	29	4	0	0	56	20.59%
Ages 11 and 12	6	0	0	1	0	0	0	7	2.57%
Ages 13 and 14	21	9	0	8	0	0	0	38	13.97%
Ages 15 and 16	40	37	15	23	3	4	1	123	45.22%
Ages 17 and 18	20	9	3	11	5	0	0	48	17.65%
All Age Group Totals	102	58	23	72	12	4	1	272	

Total Referrals by Age Group

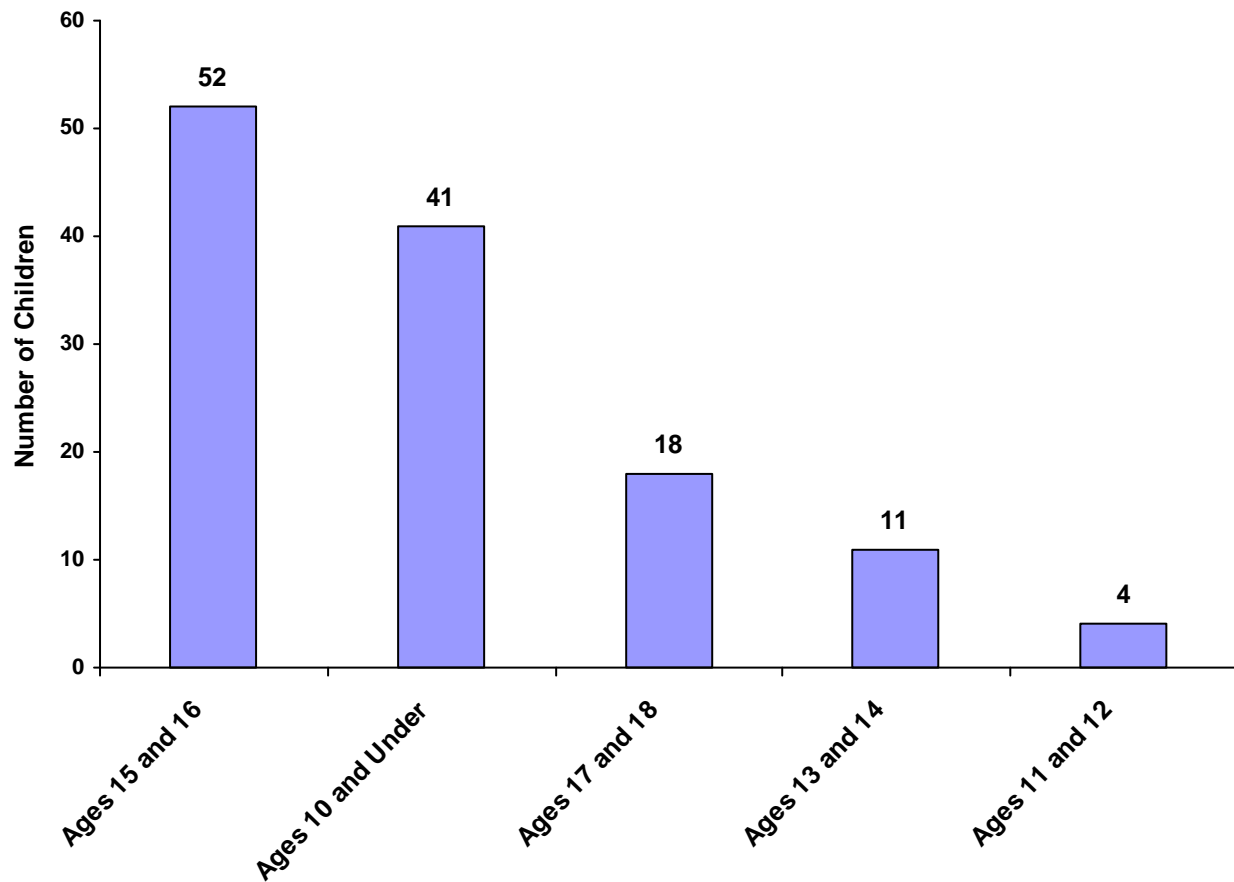


**TENNESSEE COUNCIL OF JUVENILE AND FAMILY COURT JUDGES
2008 LAKE COUNTY JUVENILE COURT STATISTICAL DATA**

Children Referred by Age Group, Race and Sex for CY 2008

	White Male	African American Male	Other Race Male	White Female	African American Female	Other Race Female	Unknown Race or Sex	Total	% of All Children Referred
Ages 10 and Under	13	3	4	17	4	0	0	41	32.54%
Ages 11 through 12	3	0	0	1	0	0	0	4	3.17%
Ages 13 through 14	6	3	0	2	0	0	0	11	8.73%
Ages 15 through 16	20	13	2	13	2	1	1	52	41.27%
Ages 17 through 18	8	0	2	7	1	0	0	18	14.29%
Ages 19 and Over	0	0	0	0	0	0	0	0	0.00%
Total	50	19	8	40	7	1	1	126	

Total Children by Age Group

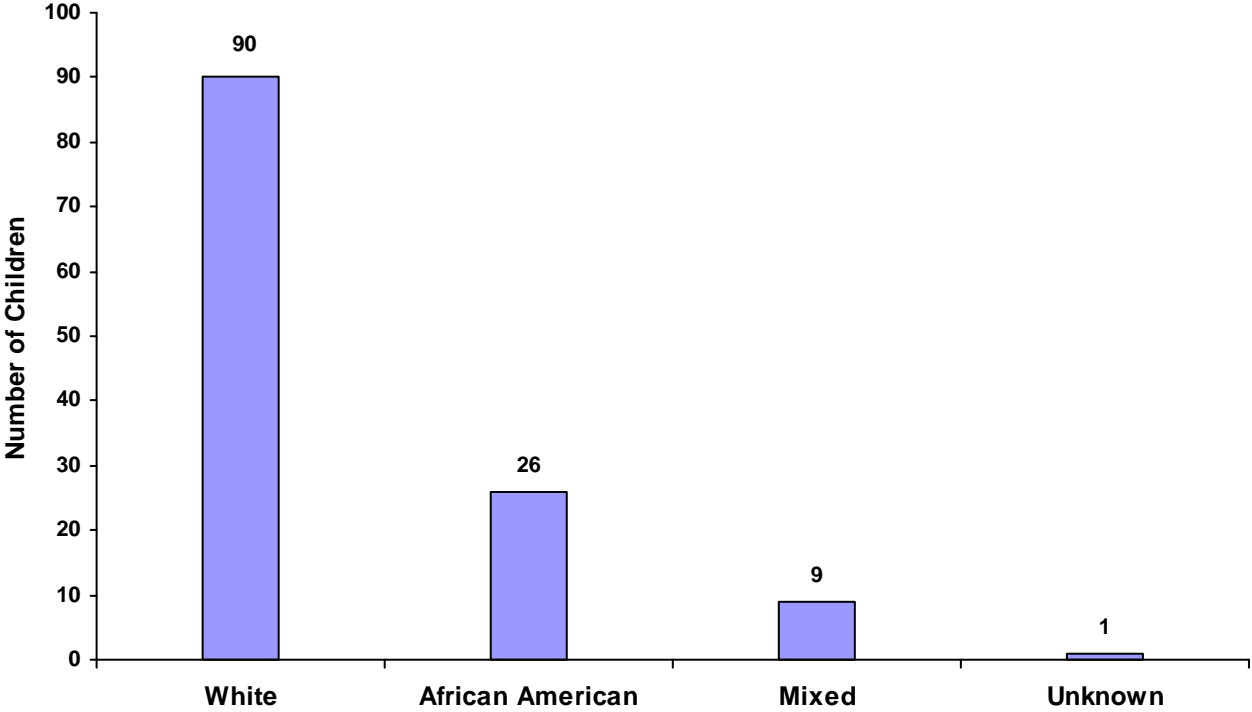


**TENNESSEE COUNCIL OF JUVENILE AND FAMILY COURT JUDGES
2008 LAKE COUNTY JUVENILE COURT STATISTICAL DATA**

Children Referred by Race and Sex for CY 2008

Race	Male	Female	Unknown	Total
White	50	40	0	90
African American	19	7	0	26
Native American	0	0	0	0
Asian	0	0	0	0
Mixed	8	1	0	9
Unknown	0	1	0	1
Total	77	49	0	126

Total Children by Race

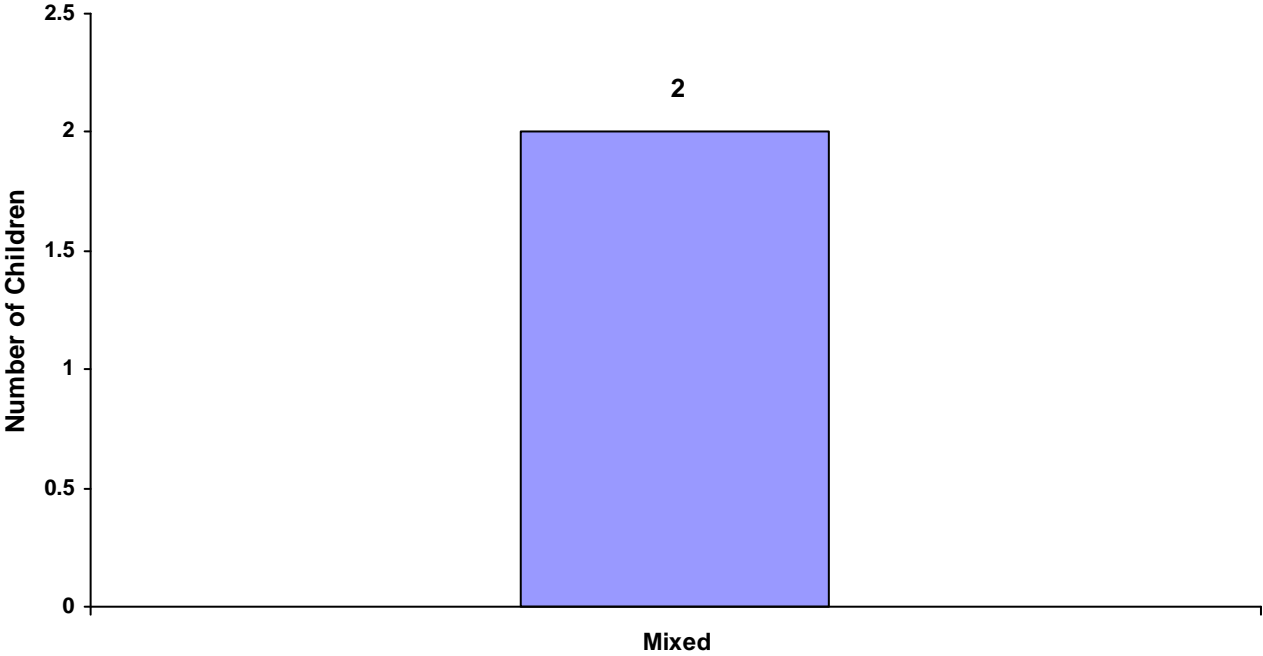


**TENNESSEE COUNCIL OF JUVENILE AND FAMILY COURT JUDGES
2008 LAKE COUNTY JUVENILE COURT STATISTICAL DATA**

Children of Hispanic Origin by Race and Sex for CY 2008

Race	Male	Female	Unknown	Total
White	0	0	0	0
African American	0	0	0	0
Native American	0	0	0	0
Asian	0	0	0	0
Mixed	2	0	0	2
Unknown	0	0	0	0
Total	2	0	0	2

Total Children of Hispanic Origin by Race



**TENNESSEE COUNCIL OF JUVENILE AND FAMILY COURT JUDGES
2008 LAKE COUNTY JUVENILE COURT STATISTICAL DATA**

Referrals by Type of Offense, Age Group, Race and Sex for CY 2008

	White Male	African American Male	Other Race Male	White Female	African American Female	Other Race Female	Unknown Race or Sex	Total
Delinquent								
Ages 10 and Under	2	0	1	1	0	0	0	4
Ages 11 through 12	3	0	0	1	0	0	0	4
Ages 13 through 14	9	3	0	1	0	0	0	13
Ages 15 through 16	24	13	4	11	2	1	0	55
Ages 17 through 18	10	4	1	7	4	0	0	26
Ages 19 and Over	0	0	0	0	0	0	0	0
Total	48	20	6	21	6	1	0	102
Status								
Ages 10 and Under	1	0	1	3	0	0	0	5
Ages 11 through 12	1	0	0	0	0	0	0	1
Ages 13 through 14	2	1	0	1	0	0	0	4
Ages 15 through 16	6	3	2	5	1	2	0	19
Ages 17 through 18	1	0	2	4	0	0	0	7
Ages 19 and Over	0	0	0	0	0	0	0	0
Total	11	4	5	13	1	2	0	36
Dependency and Neglect								
Ages 10 and Under	0	0	0	3	0	0	0	3
Ages 11 through 12	0	0	0	0	0	0	0	0
Ages 13 through 14	0	0	0	0	0	0	0	0
Ages 15 through 16	0	0	0	0	0	0	0	0
Ages 17 through 18	0	0	0	0	0	0	0	0
Ages 19 and Over	0	0	0	0	0	0	0	0
Total	0	0	0	3	0	0	0	3
Other Violations								
Ages 10 and Under	0	0	0	0	0	0	0	0
Ages 11 through 12	0	0	0	0	0	0	0	0
Ages 13 through 14	0	0	0	0	0	0	0	0
Ages 15 through 16	0	0	0	0	0	0	0	0
Ages 17 through 18	0	0	0	0	0	0	0	0
Ages 19 and Over	0	0	0	0	0	0	0	0
Total	0	0	0	0	0	0	0	0

**TENNESSEE COUNCIL OF JUVENILE AND FAMILY COURT JUDGES
2008 LAKE COUNTY JUVENILE COURT STATISTICAL DATA**

Referrals by Type of Offense, Age Group, Race and Sex for CY 2008

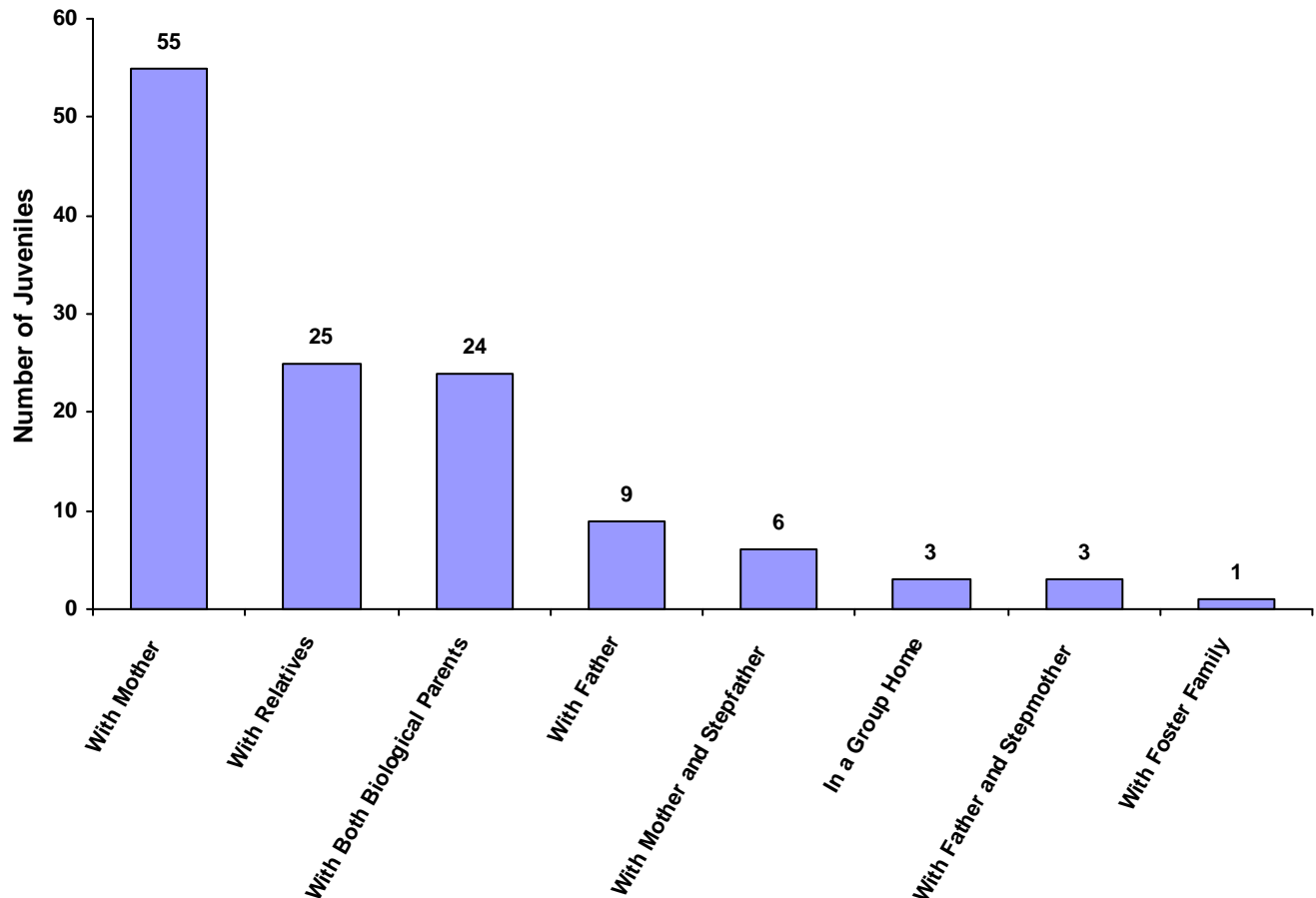
	White Male	African American Male	Other Race Male	White Female	African American Female	Other Race Female	Unknown Race or Sex	Total
Special Proceedings								
Ages 10 and Under	12	3	3	22	4	0	0	44
Ages 11 through 12	2	0	0	0	0	0	0	2
Ages 13 through 14	10	5	0	6	0	0	0	21
Ages 15 through 16	10	21	8	7	0	1	1	48
Ages 17 through 18	9	5	0	0	1	0	0	15
Ages 19 and Over	0	0	0	0	0	0	0	0
Total	43	34	11	35	5	1	1	130
Other								
Ages 10 and Under	0	0	0	0	0	0	0	0
Ages 11 through 12	0	0	0	0	0	0	0	0
Ages 13 through 14	0	0	0	0	0	0	0	0
Ages 15 through 16	0	0	1	0	0	0	0	1
Ages 17 through 18	0	0	0	0	0	0	0	0
Ages 19 and Over	0	0	0	0	0	0	0	0
Total	0	0	1	0	0	0	0	1
Grand Total	102	58	23	72	12	4	1	272

**TENNESSEE COUNCIL OF JUVENILE AND FAMILY COURT JUDGES
2008 LAKE COUNTY JUVENILE COURT STATISTICAL DATA**

Living Arrangement of Juveniles by Race and Sex for CY 2008

	White Male	African American Male	Other Race Male	White Female	African American Female	Other Race Female	Unknown Race or Sex	Total	% of All Children Referred
With Both Biological Parents	10	1	2	10	0	0	1	24	19.05%
With Father and Stepmother	2	0	0	1	0	0	0	3	2.38%
With Mother and Stepfather	2	0	1	3	0	0	0	6	4.76%
With Mother	18	12	4	16	5	0	0	55	43.65%
With Father	5	0	1	2	1	0	0	9	7.14%
With Relatives	10	5	0	8	1	1	0	25	19.84%
With Adoptive Parents	0	0	0	0	0	0	0	0	0.00%
With Foster Family	1	0	0	0	0	0	0	1	0.79%
In a Group Home	2	1	0	0	0	0	0	3	2.38%
In a Residential Center	0	0	0	0	0	0	0	0	0.00%
In an Institution	0	0	0	0	0	0	0	0	0.00%
Independent	0	0	0	0	0	0	0	0	0.00%
Unknown	0	0	0	0	0	0	0	0	0.00%
Other	0	0	0	0	0	0	0	0	0.00%
Totals	50	19	8	40	7	1	1	126	

Living Arrangement of Juveniles



**TENNESSEE COUNCIL OF JUVENILE AND FAMILY COURT JUDGES
2008 LAKE COUNTY JUVENILE COURT STATISTICAL DATA**

Last Grade Completed by Children by Race and Sex for CY 2008

	White Male	African American Male	Other Race Male	White Female	African American Female	Other Race Female	Unknown Race or Sex	Total	% of All Children Referred
Too Young for School	7	1	1	9	0	0	0	18	14.29%
Preschool	0	0	0	2	0	0	0	2	1.59%
Kindergarten	2	1	0	2	1	0	0	6	4.76%
1st Grade	1	0	1	2	0	0	0	4	3.17%
2nd Grade	1	1	0	1	1	0	0	4	3.17%
3rd Grade	0	0	1	1	0	0	0	2	1.59%
4th Grade	3	0	1	0	1	0	0	5	3.97%
5th Grade	0	1	0	0	1	0	0	2	1.59%
6th Grade	2	0	0	1	0	0	0	3	2.38%
7th Grade	2	1	0	1	0	0	0	4	3.17%
8th Grade	5	5	0	2	0	0	0	12	9.52%
9th Grade	12	5	2	10	1	1	1	32	25.40%
10th Grade	12	4	1	7	0	0	0	24	19.05%
11th Grade	3	0	1	2	2	0	0	8	6.35%
12th Grade	0	0	0	0	0	0	0	0	0.00%
Non-Graded Special Ed	0	0	0	0	0	0	0	0	0.00%
GED	0	0	0	0	0	0	0	0	0.00%
Graduated	0	0	0	0	0	0	0	0	0.00%
Never Attended School	0	0	0	0	0	0	0	0	0.00%
Unknown	0	0	0	0	0	0	0	0	0.00%
Other	0	0	0	0	0	0	0	0	0.00%
Totals	50	19	8	40	7	1	1	126	

Children Enrolled in School

	Children	% of All Children
Enrolled	108	85.71%
Not Enrolled	18	14.29%
Unknown		
	126	

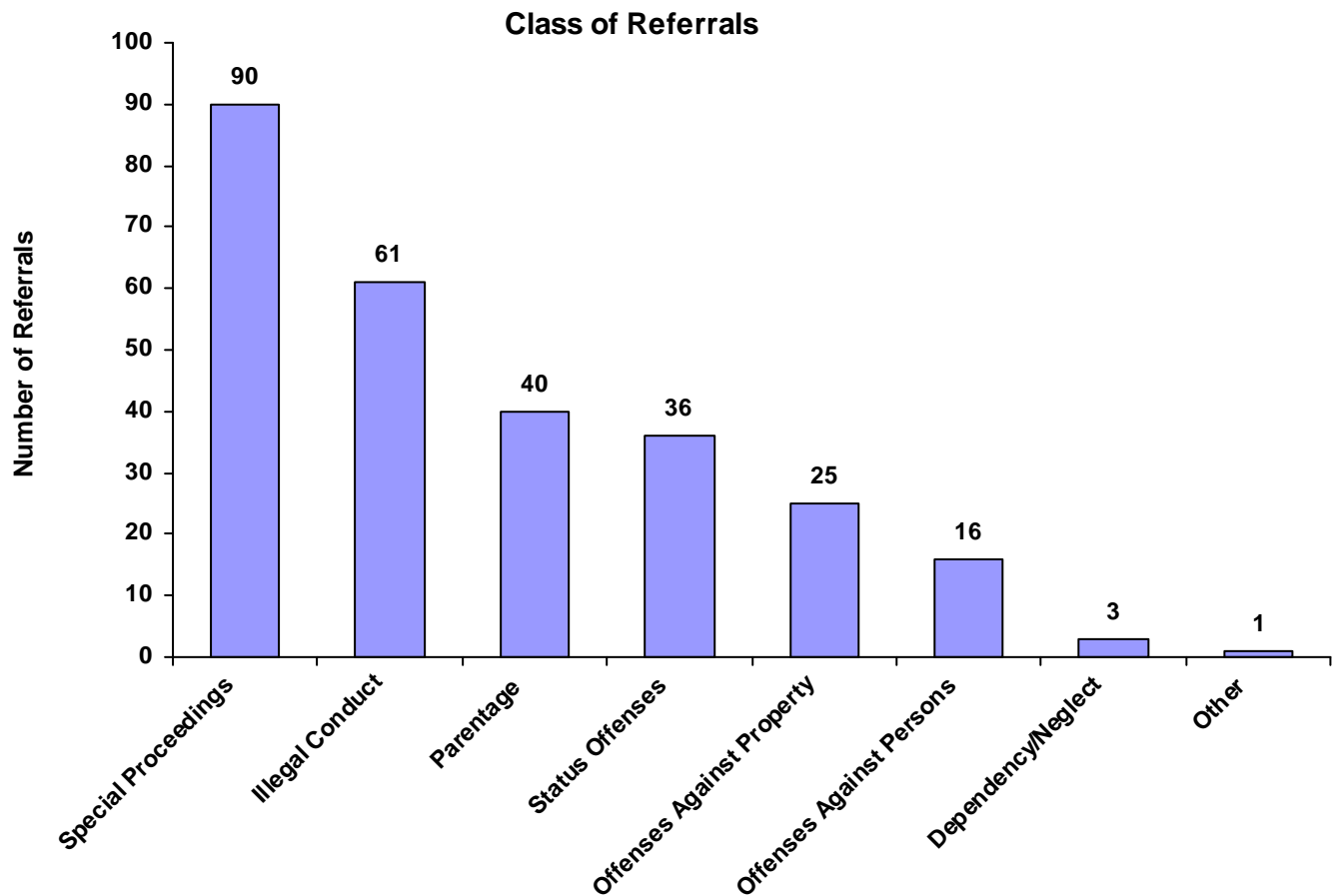
Children Enrolled in Special Education

	Children	% of All Children
Enrolled	3	2.38%
Not Enrolled	123	97.62%
Unknown	0	0.00%
	126	

**TENNESSEE COUNCIL OF JUVENILE AND FAMILY COURT JUDGES
2008 LAKE COUNTY JUVENILE COURT STATISTICAL DATA**

Class of Referrals by Race and Sex for CY 2008

	White Male	African American Male	Other Race Male	White Female	African American Female	Other Race Female	Unknown Race or Sex	Total	% of Total Referrals
Offenses Against Persons	6	6	1	2	1	0	0	16	5.88%
Offenses Against Property	18	3	0	2	2	0	0	25	9.19%
Illegal Conduct	24	11	5	17	3	1	0	61	22.43%
Status Offenses	11	4	5	13	1	2	0	36	13.24%
Dependency/Neglect	0	0	0	3	0	0	0	3	1.10%
Other Violation Proceedings	0	0	0	0	0	0	0	0	0.00%
Parentage	11	6	3	15	4	0	1	40	14.71%
Special Proceedings	32	28	8	20	1	1	0	90	33.09%
Other	0	0	1	0	0	0	0	1	0.37%
Totals	102	58	23	72	12	4	1	272	



**TENNESSEE COUNCIL OF JUVENILE AND FAMILY COURT JUDGES
2008 LAKE COUNTY JUVENILE COURT STATISTICAL DATA**

Referrals by Class and Type Of Offense by Race and Sex for CY 2008

	White Male	African American Male	Other Race Male	White Female	African American Female	Other Race Female	Unknown Race or Sex	Total
<u>Offenses Against Persons</u>								
Assault	5	3	1	2	1	0	0	12
Aggravated Assault	1	2	0	0	0	0	0	3
Robbery	0	1	0	0	0	0	0	1
Criminal Homicide	0	0	0	0	0	0	0	0
1st Degree Murder	0	0	0	0	0	0	0	0
2nd Degree Murder	0	0	0	0	0	0	0	0
Aggravated Rape	0	0	0	0	0	0	0	0
Rape of a Child	0	0	0	0	0	0	0	0
Aggravated Vehicular Homicide	0	0	0	0	0	0	0	0
Esp. Aggravated Robbery	0	0	0	0	0	0	0	0
Esp. Aggravated Kidnapping	0	0	0	0	0	0	0	0
Aggravated Robbery	0	0	0	0	0	0	0	0
Aggravated Kidnapping	0	0	0	0	0	0	0	0
Aggravated Child Abuse / Neglect	0	0	0	0	0	0	0	0
Aggravated Sexual Battery	0	0	0	0	0	0	0	0
Rape	0	0	0	0	0	0	0	0
Voluntary Manslaughter	0	0	0	0	0	0	0	0
Vehicular Homicide	0	0	0	0	0	0	0	0
Sexual Abuse of a Child	0	0	0	0	0	0	0	0
Other Sexual Offenses	0	0	0	0	0	0	0	0
Criminally Negligent Homicide	0	0	0	0	0	0	0	0
Attempted Crime Against a Person	0	0	0	0	0	0	0	0
Reckless Endangerment	0	0	0	0	0	0	0	0
Totals	6	6	1	2	1	0	0	16
<u>Offenses Against Property</u>								
Theft of Property	9	2	0	2	1	0	0	14
Vandalism	8	1	0	0	1	0	0	10
Arson	1	0	0	0	0	0	0	1
Aggravated Arson	0	0	0	0	0	0	0	0
Aggravated Burglary	0	0	0	0	0	0	0	0
Forgery	0	0	0	0	0	0	0	0
Worthless Checks	0	0	0	0	0	0	0	0
Illegal Poss/Use of Credit/Debit Cards	0	0	0	0	0	0	0	0
Burglary	0	0	0	0	0	0	0	0
Unauthorized Use of a Vehicle	0	0	0	0	0	0	0	0
Cruelty to Animals	0	0	0	0	0	0	0	0
Totals	18	3	0	2	2	0	0	25

**TENNESSEE COUNCIL OF JUVENILE AND FAMILY COURT JUDGES
2008 LAKE COUNTY JUVENILE COURT STATISTICAL DATA**

Referrals by Class and Type Of Offense by Race and Sex for CY 2008

	White Male	African American Male	Other Race Male	White Female	African American Female	Other Race Female	Unknown Race or Sex	Total
<u>Illegal Conduct</u>								
Traffic	6	6	1	10	1	0	0	24
Criminal Trespass	7	0	0	0	0	0	0	7
Violation of Probation	4	0	2	1	0	0	0	7
Disorderly Conduct	1	1	0	2	1	0	0	5
Possession of Controlled Substances	2	0	1	1	0	0	0	4
Contempt of Court	0	0	0	2	1	0	0	3
Possession/Consumption of Alcohol	2	0	0	0	0	0	0	2
Resist Stop/Frisk/Halt/Arrest/Search	0	1	0	0	0	1	0	2
Local Ordinances	1	1	0	0	0	0	0	2
Violation of Aftercare	1	1	0	0	0	0	0	2
Sale of Controlled Substances	0	1	0	0	0	0	0	1
Criminal Attempt	0	0	1	0	0	0	0	1
Failure to Appear	0	0	0	1	0	0	0	1
Other Drug Offenses	0	0	0	0	0	0	0	0
Carrying Weapons on School Property	0	0	0	0	0	0	0	0
Unlawful Carrying / Poss of a Weapon	0	0	0	0	0	0	0	0
Evading Arrest	0	0	0	0	0	0	0	0
Escape	0	0	0	0	0	0	0	0
Driving Under Influence (DUI)	0	0	0	0	0	0	0	0
Aggravated Criminal Trespass	0	0	0	0	0	0	0	0
Harassment	0	0	0	0	0	0	0	0
Filing a False Police Report	0	0	0	0	0	0	0	0
Criminal Impersonation	0	0	0	0	0	0	0	0
Public Intoxication	0	0	0	0	0	0	0	0
Gambling	0	0	0	0	0	0	0	0
Violation of Wildlife Regulations	0	0	0	0	0	0	0	0
Totals	24	11	5	17	3	1	0	61
<u>Status Offenses</u>								
Unruly Behavior	3	0	1	7	1	1	0	13
Truancy	4	0	2	3	0	0	0	9
Violation of a Valid Court Order	1	2	1	2	0	0	0	6
In-State Runaway	0	1	0	1	0	1	0	3
Possession of Tobacco Products	3	0	0	0	0	0	0	3
Violation of Curfew	0	1	1	0	0	0	0	2
Out-of-State Runaway	0	0	0	0	0	0	0	0
Totals	11	4	5	13	1	2	0	36
<u>Dependency/Neglect</u>								
Dependency / Neglect	0	0	0	3	0	0	0	3
Sexually Abused Child	0	0	0	0	0	0	0	0
Physically Abused Child	0	0	0	0	0	0	0	0
Termination of Parental Rights	0	0	0	0	0	0	0	0
Totals	0	0	0	3	0	0	0	3

**TENNESSEE COUNCIL OF JUVENILE AND FAMILY COURT JUDGES
2008 LAKE COUNTY JUVENILE COURT STATISTICAL DATA**

Referrals by Class and Type Of Offense by Race and Sex for CY 2008

	White Male	African American Male	Other Race Male	White Female	African American Female	Other Race Female	Unknown Race or Sex	Total
<u>Other Violation Proceedings</u>								
Violation of Pretrial Diversion	0	0	0	0	0	0	0	0
Violation of Informal Adjustment	0	0	0	0	0	0	0	0
Totals	0	0	0	0	0	0	0	0
<u>Parentage</u>								
Custody	10	5	3	14	4	0	0	36
Visitation	1	1	0	0	0	0	0	2
Paternity / Legitimation	0	0	0	1	0	0	1	2
Child Support	0	0	0	0	0	0	0	0
Totals	11	6	3	15	4	0	1	40
<u>Special Proceedings</u>								
Judicial Review	14	19	0	12	1	1	0	47
Administrative Review	18	6	8	8	0	0	0	40
Foster Care Review	0	3	0	0	0	0	0	3
Request for Medical Treatment	0	0	0	0	0	0	0	0
Consent to Marry	0	0	0	0	0	0	0	0
Totals	32	28	8	20	1	1	0	90
<u>Other</u>								
Other	0	0	1	0	0	0	0	1
Totals	0	0	1	0	0	0	0	1
All Referral Totals	102	58	23	72	12	4	1	272

**TENNESSEE COUNCIL OF JUVENILE AND FAMILY COURT JUDGES
2008 LAKE COUNTY JUVENILE COURT STATISTICAL DATA**

Referral Reasons by Type of Offense, Race and Sex for CY 2008

	White Male	African American Male	Other Race Male	White Female	African American Female	Other Race Female	Unknown Race or Sex	Total
Delinquent								
Traffic	6	6	1	10	1	0	0	24
Theft of Property	9	2	0	2	1	0	0	14
Assault	5	3	1	2	1	0	0	12
Vandalism	8	1	0	0	1	0	0	10
Criminal Trespass	7	0	0	0	0	0	0	7
Violation of Probation	4	0	2	1	0	0	0	7
Disorderly Conduct	1	1	0	2	1	0	0	5
Possession of Controlled Substances	2	0	1	1	0	0	0	4
Aggravated Assault	1	2	0	0	0	0	0	3
Contempt of Court	0	0	0	2	1	0	0	3
Possession/Consumption of Alcohol	2	0	0	0	0	0	0	2
Resist Stop/Frisk/Halt/Arrest/Search	0	1	0	0	0	1	0	2
Local Ordinances	1	1	0	0	0	0	0	2
Violation of Aftercare	1	1	0	0	0	0	0	2
Robbery	0	1	0	0	0	0	0	1
Arson	1	0	0	0	0	0	0	1
Sale of Controlled Substances	0	1	0	0	0	0	0	1
Criminal Attempt	0	0	1	0	0	0	0	1
Failure to Appear	0	0	0	1	0	0	0	1
Criminal Homicide	0	0	0	0	0	0	0	0
1st Degree Murder	0	0	0	0	0	0	0	0
2nd Degree Murder	0	0	0	0	0	0	0	0
Aggravated Rape	0	0	0	0	0	0	0	0
Rape of a Child	0	0	0	0	0	0	0	0
Aggravated Vehicular Homicide	0	0	0	0	0	0	0	0
Esp. Aggravated Robbery	0	0	0	0	0	0	0	0
Esp. Aggravated Kidnapping	0	0	0	0	0	0	0	0
Aggravated Robbery	0	0	0	0	0	0	0	0
Aggravated Kidnapping	0	0	0	0	0	0	0	0
Aggravated Child Abuse / Neglect	0	0	0	0	0	0	0	0
Aggravated Sexual Battery	0	0	0	0	0	0	0	0
Rape	0	0	0	0	0	0	0	0
Voluntary Manslaughter	0	0	0	0	0	0	0	0
Vehicular Homicide	0	0	0	0	0	0	0	0
Sexual Abuse of a Child	0	0	0	0	0	0	0	0
Other Sexual Offenses	0	0	0	0	0	0	0	0
Criminally Negligent Homicide	0	0	0	0	0	0	0	0
Attempted Crime Against a Person	0	0	0	0	0	0	0	0
Reckless Endangerment	0	0	0	0	0	0	0	0
Aggravated Arson	0	0	0	0	0	0	0	0
Aggravated Burglary	0	0	0	0	0	0	0	0
Forgery	0	0	0	0	0	0	0	0
Worthless Checks	0	0	0	0	0	0	0	0
Illegal Poss/Use of Credit/Debit Cards	0	0	0	0	0	0	0	0
Burglary	0	0	0	0	0	0	0	0
Unauthorized Use of a Vehicle	0	0	0	0	0	0	0	0
Cruelty to Animals	0	0	0	0	0	0	0	0
Other Drug Offenses	0	0	0	0	0	0	0	0
Carrying Weapons on School Property	0	0	0	0	0	0	0	0
Unlawful Carrying / Poss of a Weapon	0	0	0	0	0	0	0	0
Evading Arrest	0	0	0	0	0	0	0	0
Escape	0	0	0	0	0	0	0	0

**TENNESSEE COUNCIL OF JUVENILE AND FAMILY COURT JUDGES
2008 LAKE COUNTY JUVENILE COURT STATISTICAL DATA**

Referral Reasons by Type of Offense, Race and Sex for CY 2008

	White Male	African American Male	Other Race Male	White Female	African American Female	Other Race Female	Unknown Race or Sex	Total
<u>Delinquent</u>								
Driving Under Influence (DUI)	0	0	0	0	0	0	0	0
Aggravated Criminal Trespass	0	0	0	0	0	0	0	0
Harassment	0	0	0	0	0	0	0	0
Filing a False Police Report	0	0	0	0	0	0	0	0
Criminal Impersonation	0	0	0	0	0	0	0	0
Public Intoxication	0	0	0	0	0	0	0	0
Gambling	0	0	0	0	0	0	0	0
Violation of Wildlife Regulations	0	0	0	0	0	0	0	0
Totals	48	20	6	21	6	1	0	102
<u>Status</u>								
Unruly Behavior	3	0	1	7	1	1	0	13
Truancy	4	0	2	3	0	0	0	9
Violation of a Valid Court Order	1	2	1	2	0	0	0	6
In-State Runaway	0	1	0	1	0	1	0	3
Possession of Tobacco Products	3	0	0	0	0	0	0	3
Violation of Curfew	0	1	1	0	0	0	0	2
Out-of-State Runaway	0	0	0	0	0	0	0	0
Totals	11	4	5	13	1	2	0	36
<u>Dependency and Neglect</u>								
Dependency / Neglect	0	0	0	3	0	0	0	3
Sexually Abused Child	0	0	0	0	0	0	0	0
Physically Abused Child	0	0	0	0	0	0	0	0
Termination of Parental Rights	0	0	0	0	0	0	0	0
Totals	0	0	0	3	0	0	0	3
<u>Other Violations</u>								
Violation of Pretrial Diversion	0	0	0	0	0	0	0	0
Violation of Informal Adjustment	0	0	0	0	0	0	0	0
Totals	0	0	0	0	0	0	0	0
<u>Special Proceedings</u>								
Judicial Review	14	19	0	12	1	1	0	47
Administrative Review	18	6	8	8	0	0	0	40
Custody	10	5	3	14	4	0	0	36
Foster Care Review	0	3	0	0	0	0	0	3
Visitation	1	1	0	0	0	0	0	2
Paternity / Legitimation	0	0	0	1	0	0	1	2
Child Support	0	0	0	0	0	0	0	0
Request for Medical Treatment	0	0	0	0	0	0	0	0
Consent to Marry	0	0	0	0	0	0	0	0
Totals	43	34	11	35	5	1	1	130
<u>Other</u>								
Other	0	0	1	0	0	0	0	1
Totals	0	0	1	0	0	0	0	1
All Referral Totals	102	58	23	72	12	4	1	272

**TENNESSEE COUNCIL OF JUVENILE AND FAMILY COURT JUDGES
2008 LAKE COUNTY JUVENILE COURT STATISTICAL DATA**

Top 4 Referral Reasons by Race and Sex for CY 2008

Sex	Race	Referral Reason	Total
Male	White	1. Administrative Review	18
		2. Judicial Review	14
		3. Custody	10
		4. Theft of Property	9
	African American	1. Judicial Review	19
		2. Administrative Review	6
		3. Traffic	6
		4. Custody	5
	Other Race	1. Administrative Review	8
		2. Custody	3
		3. Violation of Probation	2
		4. Truancy	2
Female	White	1. Custody	14
		2. Judicial Review	12
		3. Traffic	10
		4. Administrative Review	8
	African American	1. Custody	4
		2. Vandalism	1
		3. Unruly Behavior	1
		4. Traffic	1
	Other Race	1. In-State Runaway	1
		2. Judicial Review	1
		3. Resist Stop/Frisk/Halt/Arrest/Search	1
		4. Unruly Behavior	1
Unknown	Unknown	1. Paternity / Legitimation	1

**TENNESSEE COUNCIL OF JUVENILE AND FAMILY COURT JUDGES
2008 LAKE COUNTY JUVENILE COURT STATISTICAL DATA**

Top 4 Referral Reasons by Race and Sex and by Type of Offense for CY 2008

Sex	Race	Referral Type	Referral Reason	Total
Male	White	Delinquent	1. Theft of Property	9
			2. Vandalism	8
			3. Criminal Trespass	7
			4. Traffic	6
		Status	1. Truancy	4
			2. Possession of Tobacco Products	3
			3. Unruly Behavior	3
			4. Violation of a Valid Court Order	1
		Special Proceedings	1. Administrative Review	18
			2. Judicial Review	14
			3. Custody	10
			4. Visitation	1
Male	African American	Delinquent	1. Traffic	6
			2. Assault	3
			3. Theft of Property	2
			4. Aggravated Assault	2
		Status	1. Violation of a Valid Court Order	2
			2. Violation of Curfew	1
			3. In-State Runaway	1
		Special Proceedings	1. Judicial Review	19
			2. Administrative Review	6
			3. Custody	5
			4. Foster Care Review	3
		Male	Other Race	Delinquent
2. Possession of Controlled Substances	1			
3. Assault	1			
4. Traffic	1			
Status	1. Truancy			2
	2. Unruly Behavior			1
	3. Violation of a Valid Court Order			1
	4. Violation of Curfew			1
Special Proceedings	1. Administrative Review			8
	2. Custody			3
Other	1. Other			1

**TENNESSEE COUNCIL OF JUVENILE AND FAMILY COURT JUDGES
2008 LAKE COUNTY JUVENILE COURT STATISTICAL DATA**

Top 4 Referral Reasons by Race and Sex and by Type of Offense for CY 2008

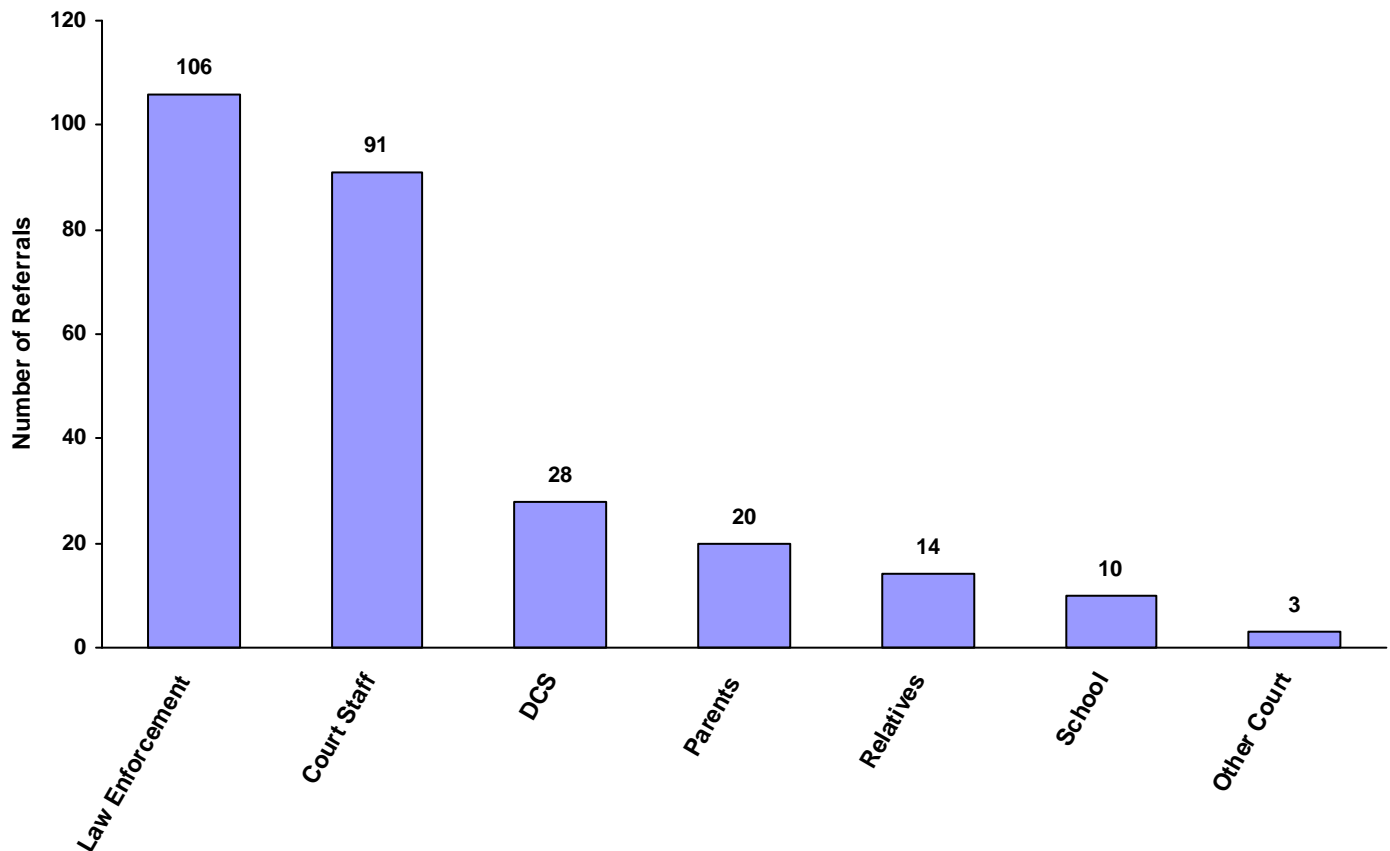
Sex	Race	Referral Type	Referral Reason	Total		
Female	White	Delinquent	1. Traffic	10		
			2. Theft of Property	2		
			3. Disorderly Conduct	2		
			4. Assault	2		
		Status	1. Unruly Behavior	7		
			2. Truancy	3		
			3. Violation of a Valid Court Order	2		
			4. In-State Runaway	1		
		Dependency and Neglect	1. Dependency / Neglect	3		
			Special Proceedings	1. Custody	14	
		2. Judicial Review		12		
		3. Administrative Review		8		
		4. Paternity / Legitimation		1		
		Female	African American	Delinquent	1. Disorderly Conduct	1
					2. Vandalism	1
					3. Theft of Property	1
4. Contempt of Court	1					
Status	1. Unruly Behavior			1		
	Special Proceedings			1. Custody	4	
		2. Judicial Review	1			
Female	Other Race	Delinquent	1. Resist Stop/Frisk/Halt/Arrest/Search	1		
			Status	1. In-State Runaway	1	
				2. Unruly Behavior	1	
		Special Proceedings	1. Judicial Review	1		
Unknown	Unknown	Special Proceedings	1. Paternity / Legitimation	1		

**TENNESSEE COUNCIL OF JUVENILE AND FAMILY COURT JUDGES
2008 LAKE COUNTY JUVENILE COURT STATISTICAL DATA**

Source of Referrals by Race and Sex for CY 2008

	White Male	African American Male	Other Race Male	White Female	African American Female	Other Race Female	Unknown Race or Sex	Total	% of Total Referrals
Law Enforcement	46	20	7	25	5	3	0	106	38.97%
Parents	8	2	3	5	1	0	1	20	7.35%
Relatives	3	3	0	5	3	0	0	14	5.15%
Self	0	0	0	0	0	0	0	0	0.00%
School	4	0	3	3	0	0	0	10	3.68%
CSA	0	0	0	0	0	0	0	0	0.00%
DCS	7	11	0	10	0	0	0	28	10.29%
Other State Department	0	0	0	0	0	0	0	0	0.00%
District Attorney's Office	0	0	0	0	0	0	0	0	0.00%
Court Staff	31	22	10	24	3	1	0	91	33.46%
Social Agency	0	0	0	0	0	0	0	0	0.00%
Other Court	3	0	0	0	0	0	0	3	1.10%
Victim	0	0	0	0	0	0	0	0	0.00%
Child & Parent	0	0	0	0	0	0	0	0	0.00%
Hospital	0	0	0	0	0	0	0	0	0.00%
Unknown	0	0	0	0	0	0	0	0	0.00%
Other	0	0	0	0	0	0	0	0	0.00%
Totals	102	58	23	72	12	4	1	272	

Total Source of Referrals



**TENNESSEE COUNCIL OF JUVENILE AND FAMILY COURT JUDGES
2008 LAKE COUNTY JUVENILE COURT STATISTICAL DATA**

Six Most Frequent Referral Reasons by Source, Race and Sex for CY 2008

	White Male	African American Male	Other Race Male	White Female	African American Female	Other Race Female	Unknown Race or Sex	Total
<u>Law Enforcement</u>								
1. Traffic	6	6	1	10	1	0	0	24
2. Unruly Behavior	3	0	1	7	1	1	0	13
3. Theft of Property	7	2	0	2	1	0	0	12
4. Assault	4	3	1	2	1	0	0	11
5. Vandalism	8	1	0	0	1	0	0	10
6. Criminal Trespass	7	0	0	0	0	0	0	7
<u>Parents</u>								
1. Custody	7	2	3	4	1	0	0	17
2. Paternity / Legitimation	0	0	0	1	0	0	1	2
3. Visitation	1	0	0	0	0	0	0	1
4. NO REFERRAL SUBMITTED	0	0	0	0	0	0	0	0
<u>Relatives</u>								
1. Custody	3	3	0	5	3	0	0	14
2. NO REFERRAL SUBMITTED	0	0	0	0	0	0	0	0
<u>Self</u>								
1. NO REFERRAL SUBMITTED	0	0	0	0	0	0	0	0
<u>School</u>								
1. Truancy	4	0	2	3	0	0	0	9
2. Violation of a Valid Court Order	0	0	1	0	0	0	0	1
3. NO REFERRAL SUBMITTED	0	0	0	0	0	0	0	0
<u>Community Service Agencies</u>								
1. NO REFERRAL SUBMITTED	0	0	0	0	0	0	0	0
<u>Department of Children's Services</u>								
1. Judicial Review	4	6	0	1	0	0	0	11
2. Custody	0	0	0	5	0	0	0	5
3. Dependency / Neglect	0	0	0	3	0	0	0	3
4. Foster Care Review	0	3	0	0	0	0	0	3
5. Violation of Probation	2	0	0	1	0	0	0	3
6. Violation of Aftercare	1	1	0	0	0	0	0	2
<u>Other State Department</u>								
1. NO REFERRAL SUBMITTED	0	0	0	0	0	0	0	0
<u>District Attorney's Office</u>								
1. NO REFERRAL SUBMITTED	0	0	0	0	0	0	0	0

**TENNESSEE COUNCIL OF JUVENILE AND FAMILY COURT JUDGES
2008 LAKE COUNTY JUVENILE COURT STATISTICAL DATA**

Six Most Frequent Referral Reasons by Source, Race and Sex for CY 2008

	White Male	African American Male	Other Race Male	White Female	African American Female	Other Race Female	Unknown Race or Sex	Total
<u>Court Staff</u>								
1. Administrative Review	18	6	8	8	0	0	0	40
2. Judicial Review	10	13	0	11	1	1	0	36
3. Violation of a Valid Court Order	1	2	0	2	0	0	0	5
4. Violation of Probation	2	0	2	0	0	0	0	4
5. Contempt of Court	0	0	0	2	1	0	0	3
6. Disorderly Conduct	0	0	0	0	1	0	0	1
<u>Social Agency</u>								
1. NO REFERRAL SUBMITTED	0	0	0	0	0	0	0	0
<u>Other Court</u>								
1. Theft of Property	2	0	0	0	0	0	0	2
2. Assault	1	0	0	0	0	0	0	1
3. NO REFERRAL SUBMITTED	0	0	0	0	0	0	0	0
<u>Victim</u>								
1. NO REFERRAL SUBMITTED	0	0	0	0	0	0	0	0
<u>Child & Parent</u>								
1. NO REFERRAL SUBMITTED	0	0	0	0	0	0	0	0
<u>Hospital</u>								
1. NO REFERRAL SUBMITTED	0	0	0	0	0	0	0	0
<u>Unknown</u>								
1. NO REFERRAL SUBMITTED	0	0	0	0	0	0	0	0
<u>Other</u>								
1. NO REFERRAL SUBMITTED	0	0	0	0	0	0	0	0

**TENNESSEE COUNCIL OF JUVENILE AND FAMILY COURT JUDGES
2008 LAKE COUNTY JUVENILE COURT STATISTICAL DATA**

Source of Referrals by Type of Offense, Race and Sex for CY 2008

	White Male	African American Male	Other Race Male	White Female	African American Female	Other Race Female	Unknown Race or Sex	Total
<u>Delinquent</u>								
Law Enforcement	40	18	4	17	4	1	0	84
Court Staff	2	1	2	3	2	0	0	10
DCS	3	1	0	1	0	0	0	5
Other Court	3	0	0	0	0	0	0	3
Child & Parent	0	0	0	0	0	0	0	0
CSA	0	0	0	0	0	0	0	0
District Attorney's Office	0	0	0	0	0	0	0	0
Hospital	0	0	0	0	0	0	0	0
Other	0	0	0	0	0	0	0	0
Other State Department	0	0	0	0	0	0	0	0
Parents	0	0	0	0	0	0	0	0
Relatives	0	0	0	0	0	0	0	0
School	0	0	0	0	0	0	0	0
Self	0	0	0	0	0	0	0	0
Social Agency	0	0	0	0	0	0	0	0
Unknown	0	0	0	0	0	0	0	0
Victim	0	0	0	0	0	0	0	0
Totals	48	20	6	21	6	1	0	102

<u>Status/Unruly</u>								
Law Enforcement	6	2	2	8	1	2	0	21
School	4	0	3	3	0	0	0	10
Court Staff	1	2	0	2	0	0	0	5
Child & Parent	0	0	0	0	0	0	0	0
CSA	0	0	0	0	0	0	0	0
DCS	0	0	0	0	0	0	0	0
District Attorney's Office	0	0	0	0	0	0	0	0
Hospital	0	0	0	0	0	0	0	0
Other	0	0	0	0	0	0	0	0
Other Court	0	0	0	0	0	0	0	0
Other State Department	0	0	0	0	0	0	0	0
Parents	0	0	0	0	0	0	0	0
Relatives	0	0	0	0	0	0	0	0
Self	0	0	0	0	0	0	0	0
Social Agency	0	0	0	0	0	0	0	0
Unknown	0	0	0	0	0	0	0	0
Victim	0	0	0	0	0	0	0	0
Totals	11	4	5	13	1	2	0	36

**TENNESSEE COUNCIL OF JUVENILE AND FAMILY COURT JUDGES
2008 LAKE COUNTY JUVENILE COURT STATISTICAL DATA**

Source of Referrals by Type of Offense, Race and Sex for CY 2008

	White Male	African American Male	Other Race Male	White Female	African American Female	Other Race Female	Unknown Race or Sex	Total
<u>Dependency and Neglect</u>								
DCS	0	0	0	3	0	0	0	3
Child & Parent	0	0	0	0	0	0	0	0
Court Staff	0	0	0	0	0	0	0	0
CSA	0	0	0	0	0	0	0	0
District Attorney's Office	0	0	0	0	0	0	0	0
Hospital	0	0	0	0	0	0	0	0
Law Enforcement	0	0	0	0	0	0	0	0
Other	0	0	0	0	0	0	0	0
Other Court	0	0	0	0	0	0	0	0
Other State Department	0	0	0	0	0	0	0	0
Parents	0	0	0	0	0	0	0	0
Relatives	0	0	0	0	0	0	0	0
School	0	0	0	0	0	0	0	0
Self	0	0	0	0	0	0	0	0
Social Agency	0	0	0	0	0	0	0	0
Unknown	0	0	0	0	0	0	0	0
Victim	0	0	0	0	0	0	0	0
Totals	0	0	0	3	0	0	0	3

<u>Other Violations</u>								
Child & Parent	0	0	0	0	0	0	0	0
Court Staff	0	0	0	0	0	0	0	0
CSA	0	0	0	0	0	0	0	0
DCS	0	0	0	0	0	0	0	0
District Attorney's Office	0	0	0	0	0	0	0	0
Hospital	0	0	0	0	0	0	0	0
Law Enforcement	0	0	0	0	0	0	0	0
Other	0	0	0	0	0	0	0	0
Other Court	0	0	0	0	0	0	0	0
Other State Department	0	0	0	0	0	0	0	0
Parents	0	0	0	0	0	0	0	0
Relatives	0	0	0	0	0	0	0	0
School	0	0	0	0	0	0	0	0
Self	0	0	0	0	0	0	0	0
Social Agency	0	0	0	0	0	0	0	0
Unknown	0	0	0	0	0	0	0	0
Victim	0	0	0	0	0	0	0	0
Totals	0	0	0	0	0	0	0	0

**TENNESSEE COUNCIL OF JUVENILE AND FAMILY COURT JUDGES
2008 LAKE COUNTY JUVENILE COURT STATISTICAL DATA**

Source of Referrals by Type of Offense, Race and Sex for CY 2008

	White Male	African American Male	Other Race Male	White Female	African American Female	Other Race Female	Unknown Race or Sex	Total
<u>Special Proceedings</u>								
Court Staff	28	19	8	19	1	1	0	76
DCS	4	10	0	6	0	0	0	20
Parents	8	2	3	5	1	0	1	20
Relatives	3	3	0	5	3	0	0	14
Child & Parent	0	0	0	0	0	0	0	0
CSA	0	0	0	0	0	0	0	0
District Attorney's Office	0	0	0	0	0	0	0	0
Hospital	0	0	0	0	0	0	0	0
Law Enforcement	0	0	0	0	0	0	0	0
Other	0	0	0	0	0	0	0	0
Other Court	0	0	0	0	0	0	0	0
Other State Department	0	0	0	0	0	0	0	0
School	0	0	0	0	0	0	0	0
Self	0	0	0	0	0	0	0	0
Social Agency	0	0	0	0	0	0	0	0
Unknown	0	0	0	0	0	0	0	0
Victim	0	0	0	0	0	0	0	0
Totals	43	34	11	35	5	1	1	130
<u>Other</u>								
Law Enforcement	0	0	1	0	0	0	0	1
Child & Parent	0	0	0	0	0	0	0	0
Court Staff	0	0	0	0	0	0	0	0
CSA	0	0	0	0	0	0	0	0
DCS	0	0	0	0	0	0	0	0
District Attorney's Office	0	0	0	0	0	0	0	0
Hospital	0	0	0	0	0	0	0	0
Other	0	0	0	0	0	0	0	0
Other Court	0	0	0	0	0	0	0	0
Other State Department	0	0	0	0	0	0	0	0
Parents	0	0	0	0	0	0	0	0
Relatives	0	0	0	0	0	0	0	0
School	0	0	0	0	0	0	0	0
Self	0	0	0	0	0	0	0	0
Social Agency	0	0	0	0	0	0	0	0
Unknown	0	0	0	0	0	0	0	0
Victim	0	0	0	0	0	0	0	0
Totals	0	0	1	0	0	0	0	1
All Referral Source Totals	102	58	23	72	12	4	1	272

**TENNESSEE COUNCIL OF JUVENILE AND FAMILY COURT JUDGES
2008 LAKE COUNTY JUVENILE COURT STATISTICAL DATA**

**Children Referred for Unlawful Carrying/Possession of a Weapon for CY 2008
Total Children = 126**

	White Male	African American Male	Other Race Male	White Female	African American Female	Other Race Female	Unknown Race or Sex	Total	% of All Children Referred
Age Under 1	0	0	0	0	0	0	0	0	0.00%
Age 1	0	0	0	0	0	0	0	0	0.00%
Age 2	0	0	0	0	0	0	0	0	0.00%
Age 3	0	0	0	0	0	0	0	0	0.00%
Age 4	0	0	0	0	0	0	0	0	0.00%
Age 5	0	0	0	0	0	0	0	0	0.00%
Age 6	0	0	0	0	0	0	0	0	0.00%
Age 7	0	0	0	0	0	0	0	0	0.00%
Age 8	0	0	0	0	0	0	0	0	0.00%
Age 9	0	0	0	0	0	0	0	0	0.00%
Age 10	0	0	0	0	0	0	0	0	0.00%
Age 11	0	0	0	0	0	0	0	0	0.00%
Age 12	0	0	0	0	0	0	0	0	0.00%
Age 13	0	0	0	0	0	0	0	0	0.00%
Age 14	0	0	0	0	0	0	0	0	0.00%
Age 15	0	0	0	0	0	0	0	0	0.00%
Age 16	0	0	0	0	0	0	0	0	0.00%
Age 17	0	0	0	0	0	0	0	0	0.00%
Age 18	0	0	0	0	0	0	0	0	0.00%
Age 19 and Over	0	0	0	0	0	0	0	0	0.00%
Totals	0	0	0	0	0	0	0	0	

Total Children Referred for Unlawfully Carrying/Possessing Weapons

**TENNESSEE COUNCIL OF JUVENILE AND FAMILY COURT JUDGES
2008 LAKE COUNTY JUVENILE COURT STATISTICAL DATA**

Children Referred for Carrying Weapons on School Property for CY 2008

Total Children = 126

	White Male	African American Male	Other Race Male	White Female	African American Female	Other Race Female	Unknown Race or Sex	Total	% of Children Referred
Age Under 1	0	0	0	0	0	0	0	0	0.00%
Age 1	0	0	0	0	0	0	0	0	0.00%
Age 2	0	0	0	0	0	0	0	0	0.00%
Age 3	0	0	0	0	0	0	0	0	0.00%
Age 4	0	0	0	0	0	0	0	0	0.00%
Age 5	0	0	0	0	0	0	0	0	0.00%
Age 6	0	0	0	0	0	0	0	0	0.00%
Age 7	0	0	0	0	0	0	0	0	0.00%
Age 8	0	0	0	0	0	0	0	0	0.00%
Age 9	0	0	0	0	0	0	0	0	0.00%
Age 10	0	0	0	0	0	0	0	0	0.00%
Age 11	0	0	0	0	0	0	0	0	0.00%
Age 12	0	0	0	0	0	0	0	0	0.00%
Age 13	0	0	0	0	0	0	0	0	0.00%
Age 14	0	0	0	0	0	0	0	0	0.00%
Age 15	0	0	0	0	0	0	0	0	0.00%
Age 16	0	0	0	0	0	0	0	0	0.00%
Age 17	0	0	0	0	0	0	0	0	0.00%
Age 18	0	0	0	0	0	0	0	0	0.00%
Age 19 and Over	0	0	0	0	0	0	0	0	0.00%
Totals	0	0	0	0	0	0	0	0	

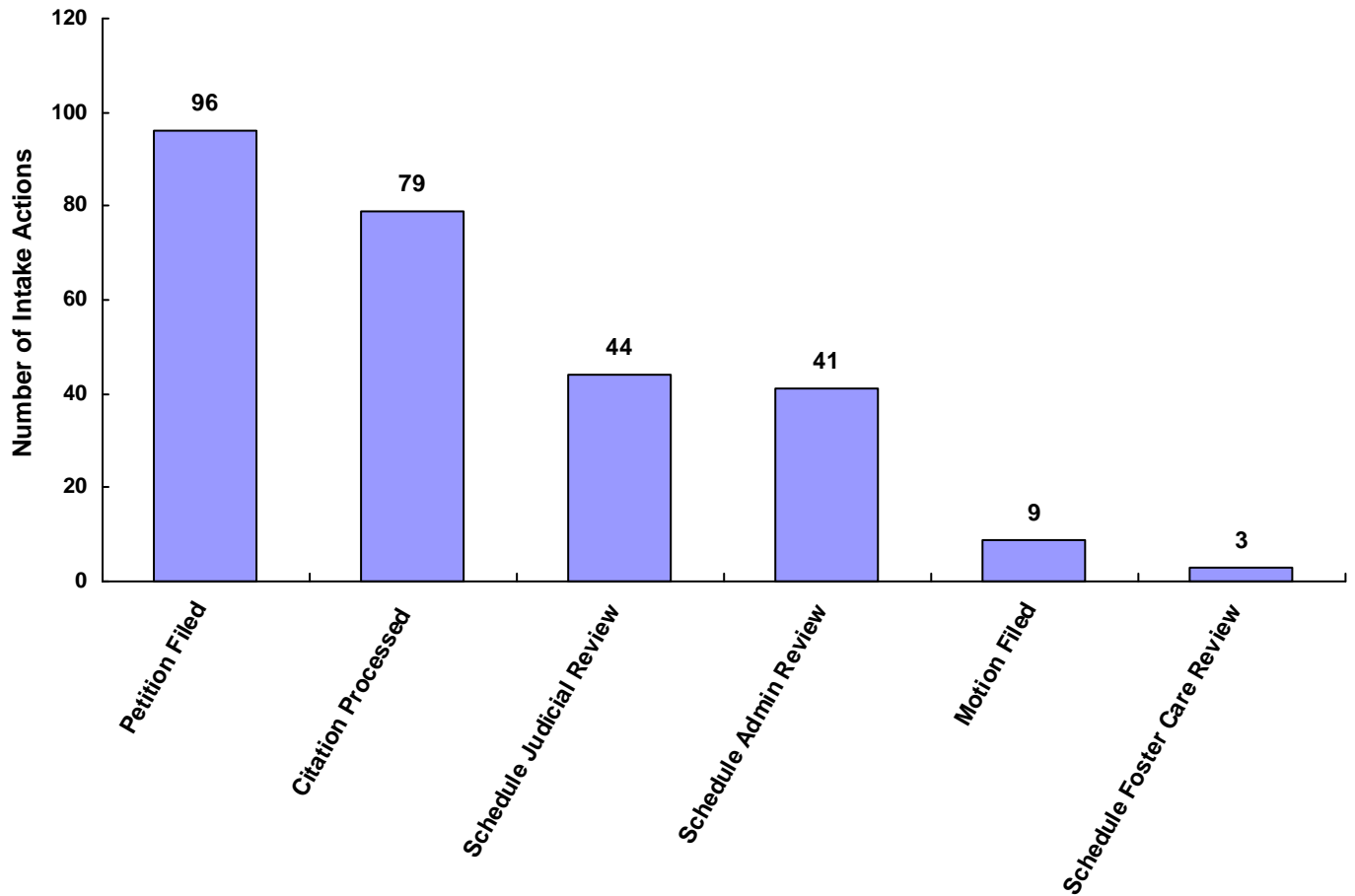
Total Children Referred for Carrying Weapons on School Property

**TENNESSEE COUNCIL OF JUVENILE AND FAMILY COURT JUDGES
2008 LAKE COUNTY JUVENILE COURT STATISTICAL DATA**

Intake Actions at Referral by Race and Sex for CY 2008

	White Male	African American Male	Other Race Male	White Female	African American Female	Other Race Female	Unknown Race or Sex	Total	% of Total Referrals
Petition Filed	32	14	10	28	8	3	1	96	35.29%
Motion Filed	0	5	0	4	0	0	0	9	3.31%
Citation Processed	38	13	5	20	3	0	0	79	29.04%
Paternity Processed Notice	0	0	0	0	0	0	0	0	0.00%
Schedule Judicial Review	13	17	0	12	1	1	0	44	16.18%
Schedule Admin Review	19	6	8	8	0	0	0	41	15.07%
Schedule Foster Care Review	0	3	0	0	0	0	0	3	1.10%
Unknown	0	0	0	0	0	0	0	0	0.00%
Does Not Apply	0	0	0	0	0	0	0	0	0.00%
Other	0	0	0	0	0	0	0	0	0.00%
Totals	102	58	23	72	12	4	1	272	

Total Intake Actions at Referral



**TENNESSEE COUNCIL OF JUVENILE AND FAMILY COURT JUDGES
2008 LAKE COUNTY JUVENILE COURT STATISTICAL DATA**

Intake Actions of Referrals by Class of Offense, Race and Sex for CY 2008

	White Male	African American Male	Other Race Male	White Female	African American Female	Other Race Female	Unknown Race or Sex	Total
<u>Offenses Against Persons</u>								
Citation Processed	4	4	1	1	0	0	0	10
Petition Filed	2	2	0	1	1	0	0	6
Motion Filed	0	0	0	0	0	0	0	0
Notification of Paternity Processed	0	0	0	0	0	0	0	0
Scheduling of Judicial Review	0	0	0	0	0	0	0	0
Scheduling of Administrative Review	0	0	0	0	0	0	0	0
Scheduling of Foster Care Review	0	0	0	0	0	0	0	0
Unknown	0	0	0	0	0	0	0	0
Does Not Apply	0	0	0	0	0	0	0	0
Other	0	0	0	0	0	0	0	0
Totals	6	6	1	2	1	0	0	16

<u>Offenses Against Property</u>								
Citation Processed	12	3	0	0	1	0	0	16
Petition Filed	6	0	0	2	1	0	0	9
Motion Filed	0	0	0	0	0	0	0	0
Notification of Paternity Processed	0	0	0	0	0	0	0	0
Scheduling of Judicial Review	0	0	0	0	0	0	0	0
Scheduling of Administrative Review	0	0	0	0	0	0	0	0
Scheduling of Foster Care Review	0	0	0	0	0	0	0	0
Unknown	0	0	0	0	0	0	0	0
Does Not Apply	0	0	0	0	0	0	0	0
Other	0	0	0	0	0	0	0	0
Totals	18	3	0	2	2	0	0	25

<u>Illegal Conduct</u>								
Citation Processed	16	5	2	13	1	0	0	37
Petition Filed	8	4	3	3	2	1	0	21
Motion Filed	0	2	0	1	0	0	0	3
Notification of Paternity Processed	0	0	0	0	0	0	0	0
Scheduling of Judicial Review	0	0	0	0	0	0	0	0
Scheduling of Administrative Review	0	0	0	0	0	0	0	0
Scheduling of Foster Care Review	0	0	0	0	0	0	0	0
Unknown	0	0	0	0	0	0	0	0
Does Not Apply	0	0	0	0	0	0	0	0
Other	0	0	0	0	0	0	0	0
Totals	24	11	5	17	3	1	0	61

**TENNESSEE COUNCIL OF JUVENILE AND FAMILY COURT JUDGES
2008 LAKE COUNTY JUVENILE COURT STATISTICAL DATA**

Intake Actions of Referrals by Class of Offense, Race and Sex for CY 2008

	White Male	African American Male	Other Race Male	White Female	African American Female	Other Race Female	Unknown Race or Sex	Total
<u>Status Offenses</u>								
Petition Filed	5	3	3	7	0	2	0	20
Citation Processed	6	1	2	6	1	0	0	16
Motion Filed	0	0	0	0	0	0	0	0
Notification of Paternity Processed	0	0	0	0	0	0	0	0
Scheduling of Judicial Review	0	0	0	0	0	0	0	0
Scheduling of Administrative Review	0	0	0	0	0	0	0	0
Scheduling of Foster Care Review	0	0	0	0	0	0	0	0
Unknown	0	0	0	0	0	0	0	0
Does Not Apply	0	0	0	0	0	0	0	0
Other	0	0	0	0	0	0	0	0
Totals	11	4	5	13	1	2	0	36

<u>Dependency/Neglect</u>								
Petition Filed	0	0	0	3	0	0	0	3
Motion Filed	0	0	0	0	0	0	0	0
Citation Processed	0	0	0	0	0	0	0	0
Notification of Paternity Processed	0	0	0	0	0	0	0	0
Scheduling of Judicial Review	0	0	0	0	0	0	0	0
Scheduling of Administrative Review	0	0	0	0	0	0	0	0
Scheduling of Foster Care Review	0	0	0	0	0	0	0	0
Unknown	0	0	0	0	0	0	0	0
Does Not Apply	0	0	0	0	0	0	0	0
Other	0	0	0	0	0	0	0	0
Totals	0	0	0	3	0	0	0	3

<u>Other Violation Proceedings</u>								
Petition Filed	0	0	0	0	0	0	0	0
Motion Filed	0	0	0	0	0	0	0	0
Citation Processed	0	0	0	0	0	0	0	0
Notification of Paternity Processed	0	0	0	0	0	0	0	0
Scheduling of Judicial Review	0	0	0	0	0	0	0	0
Scheduling of Administrative Review	0	0	0	0	0	0	0	0
Scheduling of Foster Care Review	0	0	0	0	0	0	0	0
Unknown	0	0	0	0	0	0	0	0
Does Not Apply	0	0	0	0	0	0	0	0
Other	0	0	0	0	0	0	0	0
Totals	0	0	0	0	0	0	0	0

**TENNESSEE COUNCIL OF JUVENILE AND FAMILY COURT JUDGES
2008 LAKE COUNTY JUVENILE COURT STATISTICAL DATA**

Intake Actions of Referrals by Class of Offense, Race and Sex for CY 2008

	White Male	African American Male	Other Race Male	White Female	African American Female	Other Race Female	Unknown Race or Sex	Total
<u>Parentage</u>								
Petition Filed	11	5	3	12	4	0	1	36
Motion Filed	0	1	0	3	0	0	0	4
Citation Processed	0	0	0	0	0	0	0	0
Notification of Paternity Processed	0	0	0	0	0	0	0	0
Scheduling of Judicial Review	0	0	0	0	0	0	0	0
Scheduling of Administrative Review	0	0	0	0	0	0	0	0
Scheduling of Foster Care Review	0	0	0	0	0	0	0	0
Unknown	0	0	0	0	0	0	0	0
Does Not Apply	0	0	0	0	0	0	0	0
Other	0	0	0	0	0	0	0	0
Totals	11	6	3	15	4	0	1	40
<u>Special Proceedings</u>								
Scheduling of Judicial Review	13	17	0	12	1	1	0	44
Scheduling of Administrative Review	19	6	8	8	0	0	0	41
Scheduling of Foster Care Review	0	3	0	0	0	0	0	3
Motion Filed	0	2	0	0	0	0	0	2
Petition Filed	0	0	0	0	0	0	0	0
Citation Processed	0	0	0	0	0	0	0	0
Notification of Paternity Processed	0	0	0	0	0	0	0	0
Unknown	0	0	0	0	0	0	0	0
Does Not Apply	0	0	0	0	0	0	0	0
Other	0	0	0	0	0	0	0	0
Totals	32	28	8	20	1	1	0	90
<u>Other</u>								
Petition Filed	0	0	1	0	0	0	0	1
Motion Filed	0	0	0	0	0	0	0	0
Citation Processed	0	0	0	0	0	0	0	0
Notification of Paternity Processed	0	0	0	0	0	0	0	0
Scheduling of Judicial Review	0	0	0	0	0	0	0	0
Scheduling of Administrative Review	0	0	0	0	0	0	0	0
Scheduling of Foster Care Review	0	0	0	0	0	0	0	0
Unknown	0	0	0	0	0	0	0	0
Does Not Apply	0	0	0	0	0	0	0	0
Other	0	0	0	0	0	0	0	0
Totals	0	0	1	0	0	0	0	1
All Intake Action Totals	102	58	23	72	12	4	1	272

**TENNESSEE COUNCIL OF JUVENILE AND FAMILY COURT JUDGES
2008 LAKE COUNTY JUVENILE COURT STATISTICAL DATA**

Detention Statistics at Referral by Individual Child by Race and Sex for CY 2008

	White Male	African American Male	Other Race Male	White Female	African American Female	Other Race Female	Unknown Race or Sex	Total	% of Total Children
Does Not Apply	48	18	7	39	7	0	1	120	95.24%
Juvenile Detention Facility	2	1	1	1	0	1	0	6	4.76%
Non-Secure Placement	0	0	0	0	0	0	0	0	0.00%
Jail - Complete Separation	0	0	0	0	0	0	0	0	0.00%
Jail - Partial Separation	0	0	0	0	0	0	0	0	0.00%
Jail - No Separation	0	0	0	0	0	0	0	0	0.00%
Psychiatric Hospital	0	0	0	0	0	0	0	0	0.00%
Unknown	0	0	0	0	0	0	0	0	0.00%
Other	0	0	0	0	0	0	0	0	0.00%
Totals	50	19	8	40	7	1	1	126	

Detention Statistics at Referral by Individual Case for CY 2008

	Cases	% of Total Cases
Does Not Apply	236	94.40%
Juvenile Detention Facility	14	5.60%
Non-Secure Placement	0	0.00%
Jail - Complete Separation	0	0.00%
Jail - Partial Separation	0	0.00%
Jail - No Separation	0	0.00%
Psychiatric Hospital	0	0.00%
Unknown	0	0.00%
Other	0	0.00%
	250	100.00%

Detention Statistics above are reported separately by Child and by Case. One child may have multiple cases.

Does Not Apply: Refers to cases not eligible for detention due to the type of Referral or the decision not to detain.

**TENNESSEE COUNCIL OF JUVENILE AND FAMILY COURT JUDGES
2008 LAKE COUNTY JUVENILE COURT STATISTICAL DATA**

Placement after Secure Detention Hearing by Individual Child by Race and Sex for CY 2008

	White Male	African American Male	Other Race Male	White Female	African American Female	Other Race Female	Unknown Race or Sex	Total	% of Total Children
Does Not Apply	48	18	7	39	7	0	1	120	95.24%
Returned to Prior Living Arr	2	1	1	0	0	1	0	5	3.97%
Shelter / Group Home	0	0	0	1	0	0	0	1	0.79%
Juvenile Detention Facility	0	0	0	0	0	0	0	0	0.00%
Jail	0	0	0	0	0	0	0	0	0.00%
Foster Family Home	0	0	0	0	0	0	0	0	0.00%
Psychiatric Hospital	0	0	0	0	0	0	0	0	0.00%
Unknown	0	0	0	0	0	0	0	0	0.00%
Other	0	0	0	0	0	0	0	0	0.00%
Totals	50	19	8	40	7	1	1	126	

Placement after Secure Detention Hearing by Individual Case for CY 2008

	Cases	% of Total Cases
Does Not Apply	236	94.40%
Returned to Prior Living Arrangement	10	4.00%
Shelter / Group Home	3	1.20%
Foster Family Home	1	0.40%
Juvenile Detention Facility	0	0.00%
Jail	0	0.00%
Psychiatric Hospital	0	0.00%
Unknown	0	0.00%
Other	0	0.00%
	250	100.00%

Detention Statistics above are reported separately by Child and by Case. One child may have multiple cases.

Does Not Apply: Refers to cases not eligible for detention due to the type of Referral or the decision not to detain.

**TENNESSEE COUNCIL OF JUVENILE AND FAMILY COURT JUDGES
2008 LAKE COUNTY JUVENILE COURT STATISTICAL DATA**

Dispositional Procedures for CY 2008

Procedures used to Dispose or Adjust all Referrals

	Number	% of All Referrals
Formally Adjudicated	169	62.13%
Informally Adjusted	0	0.00%
Transfer to Adult Court Hearings and Charges Cleared	0	0.00%
Otherwise Handled	103	37.87%
	272	100.00%

Referrals Disposed by Formal Adjudicatory Proceedings

	Number	% of All Referrals
Dismissed	47	17.28%
Retired / Nolle Prosequi	0	0.00%
Complaint Substantiated Delinquent	113	41.54%
Complaint Substantiated Status Offender	0	0.00%
Complaint Substantiated Dependent/Neglect	9	3.31%
Complaint Substantiated Abused	0	0.00%
Complaint Substantiated Mentally Ill	0	0.00%
	169	62.13%

Referrals Disposed by Other Actions

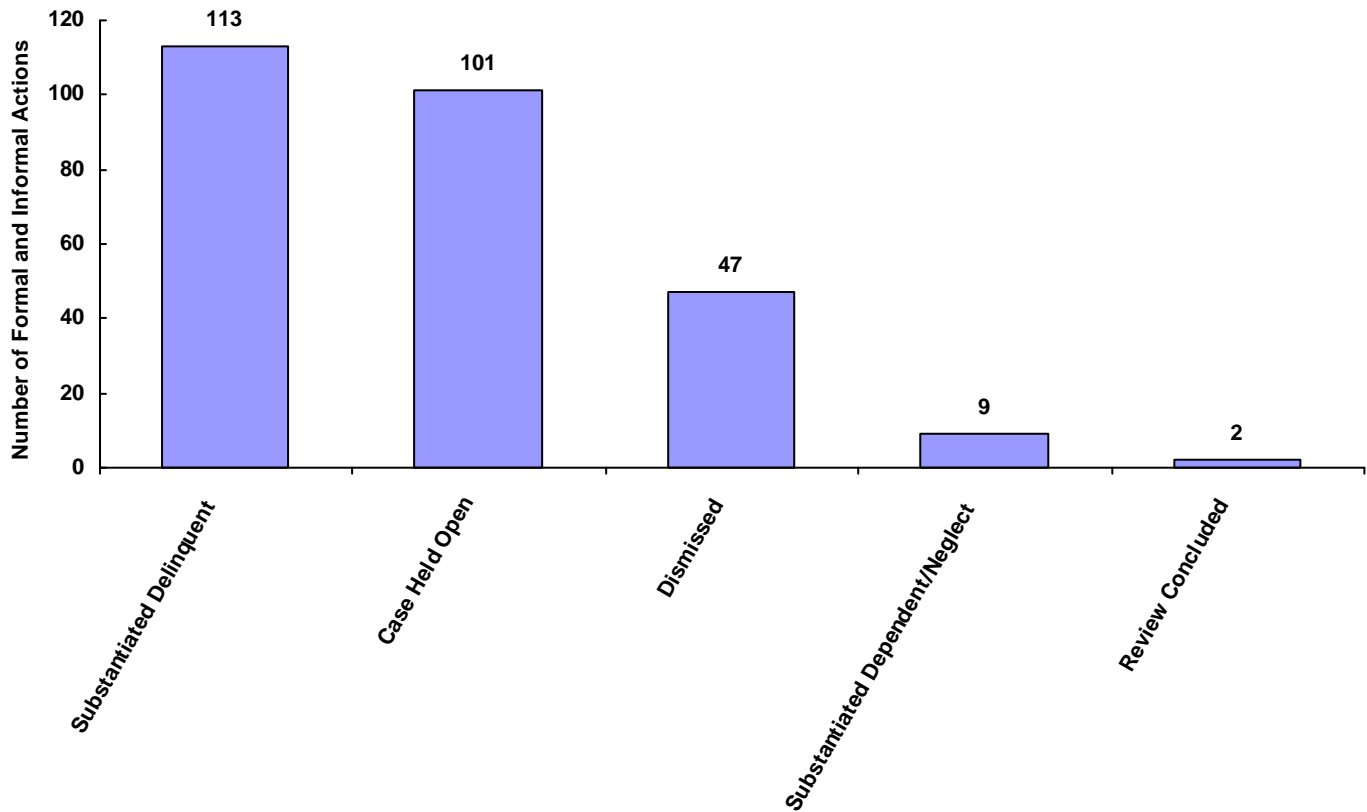
	Number	% of All Referrals
Informal Adjustment	0	0.00%
Transfer to Adult Court Hearing	0	0.00%
Charges Cleared by Transfer to Adult Court	0	0.00%
Pretrial Diversion	0	0.00%
Special Proceeding	0	0.00%
Review Concluded	2	0.74%
Case Held Open	101	37.13%
Other	0	0.00%
Unknown	0	0.00%
	103	37.87%

**TENNESSEE COUNCIL OF JUVENILE AND FAMILY COURT JUDGES
2008 LAKE COUNTY JUVENILE COURT STATISTICAL DATA**

Formal and Informal Actions by Race and Sex for CY 2008

	White Male	African American Male	Other Race Male	White Female	African American Female	Other Race Female	Unknown Race or Sex	Total	% of Total Referrals
Dismissed	18	7	3	13	5	1	0	47	17.28%
Retired / Nolle Prosequi	0	0	0	0	0	0	0	0	0.00%
Substantiated Delinquent	50	24	8	29	1	0	1	113	41.54%
Substantiated Status Offender	0	0	0	0	0	0	0	0	0.00%
Substantiated Dependent/Neglect	5	0	0	4	0	0	0	9	3.31%
Substantiated Abused	0	0	0	0	0	0	0	0	0.00%
Substantiated Mentally Ill	0	0	0	0	0	0	0	0	0.00%
Informal Adjustment	0	0	0	0	0	0	0	0	0.00%
Pretrial Diversion	0	0	0	0	0	0	0	0	0.00%
Transfer to Adult Court Hearing	0	0	0	0	0	0	0	0	0.00%
Cleared by Transfer to Adult Court	0	0	0	0	0	0	0	0	0.00%
Special Proceeding	0	0	0	0	0	0	0	0	0.00%
Review Concluded	1	1	0	0	0	0	0	2	0.74%
Case Held Open	28	26	12	26	6	3	0	101	37.13%
Unknown	0	0	0	0	0	0	0	0	0.00%
Other	0	0	0	0	0	0	0	0	0.00%
Totals	102	58	23	72	12	4	1	272	

Total Formal and Informal Actions



**TENNESSEE COUNCIL OF JUVENILE AND FAMILY COURT JUDGES
2008 LAKE COUNTY JUVENILE COURT STATISTICAL DATA**

Formal and Informal Actions by Type of Offense, Race and Sex for CY 2008

	White Male	African American Male	Other Race Male	White Female	African American Female	Other Race Female	Unknown Race or Sex	Total
<u>Delinquent</u>								
Complaint Substantiated Delinquent	27	8	3	12	1	0	0	51
Case Held Open	7	10	2	2	5	1	0	27
Dismissed	9	2	1	4	0	0	0	16
Complaint Substantiated Dependent/Neglect	5	0	0	3	0	0	0	8
Retired / Nolle Prosequi	0	0	0	0	0	0	0	0
Complaint Substantiated Status Offender	0	0	0	0	0	0	0	0
Complaint Substantiated Abused	0	0	0	0	0	0	0	0
Complaint Substantiated Mentally Ill	0	0	0	0	0	0	0	0
Informal Adjustment	0	0	0	0	0	0	0	0
Pretrial Diversion	0	0	0	0	0	0	0	0
Transfer to Adult Court Hearing	0	0	0	0	0	0	0	0
Charges Cleared by Transfer to Adult Court	0	0	0	0	0	0	0	0
Special Proceeding	0	0	0	0	0	0	0	0
Review Concluded	0	0	0	0	0	0	0	0
Unknown	0	0	0	0	0	0	0	0
Other	0	0	0	0	0	0	0	0
Totals	48	20	6	21	6	1	0	102

	White Male	African American Male	Other Race Male	White Female	African American Female	Other Race Female	Unknown Race or Sex	Total
<u>Status</u>								
Complaint Substantiated Delinquent	7	3	1	2	0	0	0	13
Dismissed	3	0	2	6	0	0	0	11
Case Held Open	1	1	2	4	1	2	0	11
Complaint Substantiated Dependent/Neglect	0	0	0	1	0	0	0	1
Retired / Nolle Prosequi	0	0	0	0	0	0	0	0
Complaint Substantiated Status Offender	0	0	0	0	0	0	0	0
Complaint Substantiated Abused	0	0	0	0	0	0	0	0
Complaint Substantiated Mentally Ill	0	0	0	0	0	0	0	0
Informal Adjustment	0	0	0	0	0	0	0	0
Pretrial Diversion	0	0	0	0	0	0	0	0
Transfer to Adult Court Hearing	0	0	0	0	0	0	0	0
Charges Cleared by Transfer to Adult Court	0	0	0	0	0	0	0	0
Special Proceeding	0	0	0	0	0	0	0	0
Review Concluded	0	0	0	0	0	0	0	0
Unknown	0	0	0	0	0	0	0	0
Other	0	0	0	0	0	0	0	0
Totals	11	4	5	13	1	2	0	36

**TENNESSEE COUNCIL OF JUVENILE AND FAMILY COURT JUDGES
2008 LAKE COUNTY JUVENILE COURT STATISTICAL DATA**

Formal and Informal Actions by Type of Offense, Race and Sex for CY 2008

	White Male	African American Male	Other Race Male	White Female	African American Female	Other Race Female	Unknown Race or Sex	Total
<u>Dependency and Neglect</u>								
Complaint Substantiated Delinquent	0	0	0	3	0	0	0	3
Dismissed	0	0	0	0	0	0	0	0
Retired / Nolle Prosequi	0	0	0	0	0	0	0	0
Complaint Substantiated Status Offender	0	0	0	0	0	0	0	0
Complaint Substantiated Dependent/Neglect	0	0	0	0	0	0	0	0
Complaint Substantiated Abused	0	0	0	0	0	0	0	0
Complaint Substantiated Mentally Ill	0	0	0	0	0	0	0	0
Informal Adjustment	0	0	0	0	0	0	0	0
Pretrial Diversion	0	0	0	0	0	0	0	0
Transfer to Adult Court Hearing	0	0	0	0	0	0	0	0
Charges Cleared by Transfer to Adult Court	0	0	0	0	0	0	0	0
Special Proceeding	0	0	0	0	0	0	0	0
Review Concluded	0	0	0	0	0	0	0	0
Case Held Open	0	0	0	0	0	0	0	0
Unknown	0	0	0	0	0	0	0	0
Other	0	0	0	0	0	0	0	0
Totals	0	0	0	3	0	0	0	3
<u>Other Violations</u>								
Dismissed	0	0	0	0	0	0	0	0
Retired / Nolle Prosequi	0	0	0	0	0	0	0	0
Complaint Substantiated Delinquent	0	0	0	0	0	0	0	0
Complaint Substantiated Status Offender	0	0	0	0	0	0	0	0
Complaint Substantiated Dependent/Neglect	0	0	0	0	0	0	0	0
Complaint Substantiated Abused	0	0	0	0	0	0	0	0
Complaint Substantiated Mentally Ill	0	0	0	0	0	0	0	0
Informal Adjustment	0	0	0	0	0	0	0	0
Pretrial Diversion	0	0	0	0	0	0	0	0
Transfer to Adult Court Hearing	0	0	0	0	0	0	0	0
Charges Cleared by Transfer to Adult Court	0	0	0	0	0	0	0	0
Special Proceeding	0	0	0	0	0	0	0	0
Review Concluded	0	0	0	0	0	0	0	0
Case Held Open	0	0	0	0	0	0	0	0
Unknown	0	0	0	0	0	0	0	0
Other	0	0	0	0	0	0	0	0
Totals	0	0	0	0	0	0	0	0

**TENNESSEE COUNCIL OF JUVENILE AND FAMILY COURT JUDGES
2008 LAKE COUNTY JUVENILE COURT STATISTICAL DATA**

Formal and Informal Actions by Type of Offense, Race and Sex for CY 2008

	White Male	African American Male	Other Race Male	White Female	African American Female	Other Race Female	Unknown Race or Sex	Total
<u>Special Proceedings</u>								
Case Held Open	20	15	8	20	0	0	0	63
Complaint Substantiated Delinquent	16	13	3	12	0	0	1	45
Dismissed	6	5	0	3	5	1	0	20
Review Concluded	1	1	0	0	0	0	0	2
Retired / Nolle Prosequi	0	0	0	0	0	0	0	0
Complaint Substantiated Status Offender	0	0	0	0	0	0	0	0
Complaint Substantiated Dependent/Neglect	0	0	0	0	0	0	0	0
Complaint Substantiated Abused	0	0	0	0	0	0	0	0
Complaint Substantiated Mentally Ill	0	0	0	0	0	0	0	0
Informal Adjustment	0	0	0	0	0	0	0	0
Pretrial Diversion	0	0	0	0	0	0	0	0
Transfer to Adult Court Hearing	0	0	0	0	0	0	0	0
Charges Cleared by Transfer to Adult Court	0	0	0	0	0	0	0	0
Special Proceeding	0	0	0	0	0	0	0	0
Unknown	0	0	0	0	0	0	0	0
Other	0	0	0	0	0	0	0	0
Totals	43	34	11	35	5	1	1	130
<u>Other</u>								
Complaint Substantiated Delinquent	0	0	1	0	0	0	0	1
Dismissed	0	0	0	0	0	0	0	0
Retired / Nolle Prosequi	0	0	0	0	0	0	0	0
Complaint Substantiated Status Offender	0	0	0	0	0	0	0	0
Complaint Substantiated Dependent/Neglect	0	0	0	0	0	0	0	0
Complaint Substantiated Abused	0	0	0	0	0	0	0	0
Complaint Substantiated Mentally Ill	0	0	0	0	0	0	0	0
Informal Adjustment	0	0	0	0	0	0	0	0
Pretrial Diversion	0	0	0	0	0	0	0	0
Transfer to Adult Court Hearing	0	0	0	0	0	0	0	0
Charges Cleared by Transfer to Adult Court	0	0	0	0	0	0	0	0
Special Proceeding	0	0	0	0	0	0	0	0
Review Concluded	0	0	0	0	0	0	0	0
Case Held Open	0	0	0	0	0	0	0	0
Unknown	0	0	0	0	0	0	0	0
Other	0	0	0	0	0	0	0	0
Totals	0	0	1	0	0	0	0	1
All Action Totals	102	58	23	72	12	4	1	272

**TENNESSEE COUNCIL OF JUVENILE AND FAMILY COURT JUDGES
2008 LAKE COUNTY JUVENILE COURT STATISTICAL DATA**

Formal and Informal Actions by Class of Referral, Race and Sex for CY 2008

	White Male	African American Male	Other Race Male	White Female	African American Female	Other Race Female	Unknown Race or Sex	Total
<u>Offenses Against Persons</u>								
Complaint Substantiated Delinquent	3	3	0	0	0	0	0	6
Case Held Open	1	2	1	1	1	0	0	6
Dismissed	2	1	0	0	0	0	0	3
Complaint Substantiated Dependent/Neglect	0	0	0	1	0	0	0	1
Retired / Nolle Prosequi	0	0	0	0	0	0	0	0
Complaint Substantiated Status Offender	0	0	0	0	0	0	0	0
Complaint Substantiated Abused	0	0	0	0	0	0	0	0
Complaint Substantiated Mentally Ill	0	0	0	0	0	0	0	0
Informal Adjustment	0	0	0	0	0	0	0	0
Pretrial Diversion	0	0	0	0	0	0	0	0
Transfer to Adult Court Hearing	0	0	0	0	0	0	0	0
Charges Cleared by Transfer to Adult Court	0	0	0	0	0	0	0	0
Special Proceeding	0	0	0	0	0	0	0	0
Review Concluded	0	0	0	0	0	0	0	0
Unknown	0	0	0	0	0	0	0	0
Other	0	0	0	0	0	0	0	0
Totals	6	6	1	2	1	0	0	16

<u>Offenses Against Property</u>								
Complaint Substantiated Delinquent	11	2	0	2	0	0	0	15
Case Held Open	3	1	0	0	2	0	0	6
Dismissed	2	0	0	0	0	0	0	2
Complaint Substantiated Dependent/Neglect	2	0	0	0	0	0	0	2
Retired / Nolle Prosequi	0	0	0	0	0	0	0	0
Complaint Substantiated Status Offender	0	0	0	0	0	0	0	0
Complaint Substantiated Abused	0	0	0	0	0	0	0	0
Complaint Substantiated Mentally Ill	0	0	0	0	0	0	0	0
Informal Adjustment	0	0	0	0	0	0	0	0
Pretrial Diversion	0	0	0	0	0	0	0	0
Transfer to Adult Court Hearing	0	0	0	0	0	0	0	0
Charges Cleared by Transfer to Adult Court	0	0	0	0	0	0	0	0
Special Proceeding	0	0	0	0	0	0	0	0
Review Concluded	0	0	0	0	0	0	0	0
Unknown	0	0	0	0	0	0	0	0
Other	0	0	0	0	0	0	0	0
Totals	18	3	0	2	2	0	0	25

**TENNESSEE COUNCIL OF JUVENILE AND FAMILY COURT JUDGES
2008 LAKE COUNTY JUVENILE COURT STATISTICAL DATA**

Formal and Informal Actions by Class of Referral, Race and Sex for CY 2008

	White Male	African American Male	Other Race Male	White Female	African American Female	Other Race Female	Unknown Race or Sex	Total
<u>Illegal Conduct</u>								
Complaint Substantiated Delinquent	13	3	3	10	1	0	0	30
Case Held Open	3	7	1	1	2	1	0	15
Dismissed	5	1	1	4	0	0	0	11
Complaint Substantiated Dependent/Neglect	3	0	0	2	0	0	0	5
Retired / Nolle Prosequi	0	0	0	0	0	0	0	0
Complaint Substantiated Status Offender	0	0	0	0	0	0	0	0
Complaint Substantiated Abused	0	0	0	0	0	0	0	0
Complaint Substantiated Mentally Ill	0	0	0	0	0	0	0	0
Informal Adjustment	0	0	0	0	0	0	0	0
Pretrial Diversion	0	0	0	0	0	0	0	0
Transfer to Adult Court Hearing	0	0	0	0	0	0	0	0
Charges Cleared by Transfer to Adult Court	0	0	0	0	0	0	0	0
Special Proceeding	0	0	0	0	0	0	0	0
Review Concluded	0	0	0	0	0	0	0	0
Unknown	0	0	0	0	0	0	0	0
Other	0	0	0	0	0	0	0	0
Totals	24	11	5	17	3	1	0	61

Status Offenses

Complaint Substantiated Delinquent	7	3	1	2	0	0	0	13
Dismissed	3	0	2	6	0	0	0	11
Case Held Open	1	1	2	4	1	2	0	11
Complaint Substantiated Dependent/Neglect	0	0	0	1	0	0	0	1
Retired / Nolle Prosequi	0	0	0	0	0	0	0	0
Complaint Substantiated Status Offender	0	0	0	0	0	0	0	0
Complaint Substantiated Abused	0	0	0	0	0	0	0	0
Complaint Substantiated Mentally Ill	0	0	0	0	0	0	0	0
Informal Adjustment	0	0	0	0	0	0	0	0
Pretrial Diversion	0	0	0	0	0	0	0	0
Transfer to Adult Court Hearing	0	0	0	0	0	0	0	0
Charges Cleared by Transfer to Adult Court	0	0	0	0	0	0	0	0
Special Proceeding	0	0	0	0	0	0	0	0
Review Concluded	0	0	0	0	0	0	0	0
Unknown	0	0	0	0	0	0	0	0
Other	0	0	0	0	0	0	0	0
Totals	11	4	5	13	1	2	0	36

**TENNESSEE COUNCIL OF JUVENILE AND FAMILY COURT JUDGES
2008 LAKE COUNTY JUVENILE COURT STATISTICAL DATA**

Formal and Informal Actions by Class of Referral, Race and Sex for CY 2008

	White Male	African American Male	Other Race Male	White Female	African American Female	Other Race Female	Unknown Race or Sex	Total
<u>Dependency/Neglect</u>								
Complaint Substantiated Delinquent	0	0	0	3	0	0	0	3
Dismissed	0	0	0	0	0	0	0	0
Retired / Nolle Prosequi	0	0	0	0	0	0	0	0
Complaint Substantiated Status Offender	0	0	0	0	0	0	0	0
Complaint Substantiated Dependent/Neglect	0	0	0	0	0	0	0	0
Complaint Substantiated Abused	0	0	0	0	0	0	0	0
Complaint Substantiated Mentally Ill	0	0	0	0	0	0	0	0
Informal Adjustment	0	0	0	0	0	0	0	0
Pretrial Diversion	0	0	0	0	0	0	0	0
Transfer to Adult Court Hearing	0	0	0	0	0	0	0	0
Charges Cleared by Transfer to Adult Court	0	0	0	0	0	0	0	0
Special Proceeding	0	0	0	0	0	0	0	0
Review Concluded	0	0	0	0	0	0	0	0
Case Held Open	0	0	0	0	0	0	0	0
Unknown	0	0	0	0	0	0	0	0
Other	0	0	0	0	0	0	0	0
Totals	0	0	0	3	0	0	0	3

Other Violation Proceedings

Dismissed	0	0	0	0	0	0	0	0
Retired / Nolle Prosequi	0	0	0	0	0	0	0	0
Complaint Substantiated Delinquent	0	0	0	0	0	0	0	0
Complaint Substantiated Status Offender	0	0	0	0	0	0	0	0
Complaint Substantiated Dependent/Neglect	0	0	0	0	0	0	0	0
Complaint Substantiated Abused	0	0	0	0	0	0	0	0
Complaint Substantiated Mentally Ill	0	0	0	0	0	0	0	0
Informal Adjustment	0	0	0	0	0	0	0	0
Pretrial Diversion	0	0	0	0	0	0	0	0
Transfer to Adult Court Hearing	0	0	0	0	0	0	0	0
Charges Cleared by Transfer to Adult Court	0	0	0	0	0	0	0	0
Special Proceeding	0	0	0	0	0	0	0	0
Review Concluded	0	0	0	0	0	0	0	0
Case Held Open	0	0	0	0	0	0	0	0
Unknown	0	0	0	0	0	0	0	0
Other	0	0	0	0	0	0	0	0
Totals	0	0	0	0	0	0	0	0

**TENNESSEE COUNCIL OF JUVENILE AND FAMILY COURT JUDGES
2008 LAKE COUNTY JUVENILE COURT STATISTICAL DATA**

Formal and Informal Actions by Class of Referral, Race and Sex for CY 2008

	White Male	African American Male	Other Race Male	White Female	African American Female	Other Race Female	Unknown Race or Sex	Total
<u>Parentage</u>								
Complaint Substantiated Delinquent	7	2	3	9	0	0	1	22
Dismissed	4	3	0	2	4	0	0	13
Case Held Open	0	1	0	4	0	0	0	5
Retired / Nolle Prosequi	0	0	0	0	0	0	0	0
Complaint Substantiated Status Offender	0	0	0	0	0	0	0	0
Complaint Substantiated Dependent/Neglect	0	0	0	0	0	0	0	0
Complaint Substantiated Abused	0	0	0	0	0	0	0	0
Complaint Substantiated Mentally Ill	0	0	0	0	0	0	0	0
Informal Adjustment	0	0	0	0	0	0	0	0
Pretrial Diversion	0	0	0	0	0	0	0	0
Transfer to Adult Court Hearing	0	0	0	0	0	0	0	0
Charges Cleared by Transfer to Adult Court	0	0	0	0	0	0	0	0
Special Proceeding	0	0	0	0	0	0	0	0
Review Concluded	0	0	0	0	0	0	0	0
Unknown	0	0	0	0	0	0	0	0
Other	0	0	0	0	0	0	0	0
Totals	11	6	3	15	4	0	1	40

Special Proceedings

Case Held Open	20	14	8	16	0	0	0	58
Complaint Substantiated Delinquent	9	11	0	3	0	0	0	23
Dismissed	2	2	0	1	1	1	0	7
Review Concluded	1	1	0	0	0	0	0	2
Retired / Nolle Prosequi	0	0	0	0	0	0	0	0
Complaint Substantiated Status Offender	0	0	0	0	0	0	0	0
Complaint Substantiated Dependent/Neglect	0	0	0	0	0	0	0	0
Complaint Substantiated Abused	0	0	0	0	0	0	0	0
Complaint Substantiated Mentally Ill	0	0	0	0	0	0	0	0
Informal Adjustment	0	0	0	0	0	0	0	0
Pretrial Diversion	0	0	0	0	0	0	0	0
Transfer to Adult Court Hearing	0	0	0	0	0	0	0	0
Charges Cleared by Transfer to Adult Court	0	0	0	0	0	0	0	0
Special Proceeding	0	0	0	0	0	0	0	0
Unknown	0	0	0	0	0	0	0	0
Other	0	0	0	0	0	0	0	0
Totals	32	28	8	20	1	1	0	90

**TENNESSEE COUNCIL OF JUVENILE AND FAMILY COURT JUDGES
2008 LAKE COUNTY JUVENILE COURT STATISTICAL DATA**

Formal and Informal Actions by Class of Referral, Race and Sex for CY 2008

	White Male	African American Male	Other Race Male	White Female	African American Female	Other Race Female	Unknown Race or Sex	Total
Other								
Complaint Substantiated Delinquent	0	0	1	0	0	0	0	1
Dismissed	0	0	0	0	0	0	0	0
Retired / Nolle Prosequi	0	0	0	0	0	0	0	0
Complaint Substantiated Status Offender	0	0	0	0	0	0	0	0
Complaint Substantiated Dependent/Neglect	0	0	0	0	0	0	0	0
Complaint Substantiated Abused	0	0	0	0	0	0	0	0
Complaint Substantiated Mentally Ill	0	0	0	0	0	0	0	0
Informal Adjustment	0	0	0	0	0	0	0	0
Pretrial Diversion	0	0	0	0	0	0	0	0
Transfer to Adult Court Hearing	0	0	0	0	0	0	0	0
Charges Cleared by Transfer to Adult Court	0	0	0	0	0	0	0	0
Special Proceeding	0	0	0	0	0	0	0	0
Review Concluded	0	0	0	0	0	0	0	0
Case Held Open	0	0	0	0	0	0	0	0
Unknown	0	0	0	0	0	0	0	0
Other	0	0	0	0	0	0	0	0
Totals	0	0	1	0	0	0	0	1
<hr/>								
All Action Totals	102	58	23	72	12	4	1	272

**TENNESSEE COUNCIL OF JUVENILE AND FAMILY COURT JUDGES
2008 LAKE COUNTY JUVENILE COURT STATISTICAL DATA**

Children Transferred to Adult Court by Age at Disposition Date, Race and Sex for CY 2008

Total Children = 126

	White Male	African American Male	Other Race Male	White Female	African American Female	Other Race Female	Unknown Race or Sex	Total	% of All Children Referred
Age Under 1	0	0	0	0	0	0	0	0	0.00%
Age 1	0	0	0	0	0	0	0	0	0.00%
Age 2	0	0	0	0	0	0	0	0	0.00%
Age 3	0	0	0	0	0	0	0	0	0.00%
Age 4	0	0	0	0	0	0	0	0	0.00%
Age 5	0	0	0	0	0	0	0	0	0.00%
Age 6	0	0	0	0	0	0	0	0	0.00%
Age 7	0	0	0	0	0	0	0	0	0.00%
Age 8	0	0	0	0	0	0	0	0	0.00%
Age 9	0	0	0	0	0	0	0	0	0.00%
Age 10	0	0	0	0	0	0	0	0	0.00%
Age 11	0	0	0	0	0	0	0	0	0.00%
Age 12	0	0	0	0	0	0	0	0	0.00%
Age 13	0	0	0	0	0	0	0	0	0.00%
Age 14	0	0	0	0	0	0	0	0	0.00%
Age 15	0	0	0	0	0	0	0	0	0.00%
Age 16	0	0	0	0	0	0	0	0	0.00%
Age 17	0	0	0	0	0	0	0	0	0.00%
Age 18	0	0	0	0	0	0	0	0	0.00%
Age 19 and Over	0	0	0	0	0	0	0	0	0.00%
Totals	0	0	0	0	0	0	0	0	

Total Children Transferred to Adult Court

**TENNESSEE COUNCIL OF JUVENILE AND FAMILY COURT JUDGES
2008 LAKE COUNTY JUVENILE COURT STATISTICAL DATA**

Outcomes by Type Of Disposition, Race and Sex for CY 2008

	White Male	African American Male	Other Race Male	White Female	African American Female	Other Race Female	Unknown Race or Sex	Total
<u>General Action Codes</u>								
Held Open For Review	30	24	11	26	5	2	0	98
Case Dismissed	15	10	3	18	6	1	0	53
Public Service	17	4	2	4	0	0	0	27
Supervision / Probation to Juvenile Court	8	2	1	3	0	0	0	14
Case Retired or Nolle Prosequi	5	1	1	3	0	0	0	10
Referred for Alcohol and Drug Counseling	6	1	0	3	0	0	0	10
No Contact Order	5	1	0	4	0	0	0	10
Referral to Juvenile Court Educ-Based Pgm	7	1	0	1	0	0	0	9
Warned / Counseled	5	1	1	1	0	0	0	8
Referred to Defensive Driving School	1	1	0	5	1	0	0	8
Restitution	2	4	0	1	0	0	0	7
House Arrest	1	3	0	2	0	0	0	6
Driver's License Held Informally	4	1	0	0	0	0	0	5
Fine	3	1	0	1	0	0	0	5
Referred for Mental Health Counseling	1	0	0	1	0	0	0	2
Referred to Alcohol Safety School	2	0	0	0	0	0	0	2
Released from Probation	1	0	0	0	0	0	0	1
Probation to Parents	0	0	0	0	0	0	0	0
Referral to Another Entity for Superv/Servc	0	0	0	0	0	0	0	0
Referred to Alternative School	0	0	0	0	0	0	0	0
Referred to Private Child Agency	0	0	0	0	0	0	0	0
Voluntary Placement with DMHMR	0	0	0	0	0	0	0	0
Private Mental Health Placement	0	0	0	0	0	0	0	0
Private MR Placement	0	0	0	0	0	0	0	0
Placement with City/Cnty Agcy/Facility	0	0	0	0	0	0	0	0
Placement with Relative / Other Individual	0	0	0	0	0	0	0	0
Runaway Returned	0	0	0	0	0	0	0	0
Injunction Other than No Contact Order	0	0	0	0	0	0	0	0
Court Defined Curfew	0	0	0	0	0	0	0	0
Dismissed from Informal Adjustment	0	0	0	0	0	0	0	0
Dismissed from Pretrial Diversion	0	0	0	0	0	0	0	0
Totals	113	55	19	73	12	3	0	275

**TENNESSEE COUNCIL OF JUVENILE AND FAMILY COURT JUDGES
2008 LAKE COUNTY JUVENILE COURT STATISTICAL DATA**

Outcomes by Type Of Disposition, Race and Sex for CY 2008

	White Male	African American Male	Other Race Male	White Female	African American Female	Other Race Female	Unknown Race or Sex	Total
<u>Formal Action Codes</u>								
DCS Probation	7	3	0	0	0	0	0	10
DCS Commitment - Suspended	6	1	0	0	0	0	0	7
DCS Commitment - Custody	0	2	0	1	0	0	0	3
Transfer to Another Juvenile Court for Dispo	2	0	1	0	0	0	0	3
Transferred to Adult Court	0	0	0	0	0	0	0	0
DMHMR Involuntary Commitment	0	0	0	0	0	0	0	0
DCS Commitment - Determinate	0	0	0	0	0	0	0	0
DCS Intensive Probation	0	0	0	0	0	0	0	0
Other Intensive Probation	0	0	0	0	0	0	0	0
Placed Under a Valid Court Order	0	0	0	0	0	0	0	0
Supervision by DCS	0	0	0	0	0	0	0	0
Parental Rights Terminated	0	0	0	0	0	0	0	0
Parental Rights Not Terminated	0	0	0	0	0	0	0	0
Totals	15	6	1	1	0	0	0	23

Special Proceedings

Court Costs	14	3	1	1	0	0	0	19
Custody Changed	6	2	3	5	0	0	0	16
Foster Care Continued	3	6	0	1	0	0	0	10
Custody Unchanged	1	3	0	5	0	0	0	9
Paternity Determined / Child Legitimated	0	0	0	1	0	0	1	2
Visitation Changed	1	0	0	0	0	0	0	1
Order of Reference to DCS	0	0	0	0	0	0	0	0
Foster Care Terminated	0	0	0	0	0	0	0	0
Visitation Unchanged	0	0	0	0	0	0	0	0
Voluntary Acknowledgement of Paternity	0	0	0	0	0	0	0	0
Paternity Not Determ/Child Not Legitimated	0	0	0	0	0	0	0	0
Child Support Granted	0	0	0	0	0	0	0	0
Child Support Amended	0	0	0	0	0	0	0	0
Child Support Denied	0	0	0	0	0	0	0	0
Child Support Terminated	0	0	0	0	0	0	0	0
Request for Medical Treatment Granted	0	0	0	0	0	0	0	0
Request for Medical Treatment Denied	0	0	0	0	0	0	0	0
Consent to Marry Granted	0	0	0	0	0	0	0	0
Consent to Marry Denied	0	0	0	0	0	0	0	0
Totals	25	14	4	13	0	0	1	57

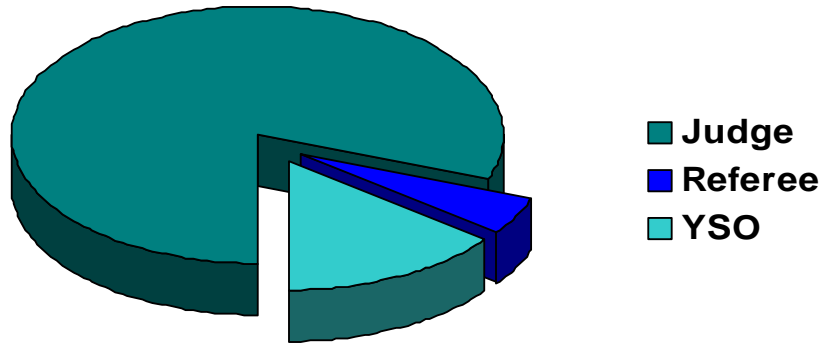
Other Outcome Codes

Other	8	1	0	3	0	0	0	12
Totals	8	1	0	3	0	0	0	12

All Outcome Totals	161	76	24	90	12	3	1	367
---------------------------	------------	-----------	-----------	-----------	-----------	----------	----------	------------

**TENNESSEE COUNCIL OF JUVENILE AND FAMILY COURT JUDGES
2008 LAKE COUNTY JUVENILE COURT STATISTICAL DATA**

Breakdown of Referrals by Court Personnel Executing the Action in CY 2008



	Referrals	% of Referrals
Judge	219	80.51%
Referee	13	4.78%
YSO	40	14.71%
Other	0	0.00%
Total	272	100.00%