

2008

State of Tennessee

Annual Juvenile Court Statistical Report

Loudon County Breakdown

TABLE OF CONTENTS

Report Numbers Listed Below are shown at the Bottom of each Report, followed by the Report Page Number

	Report Number
Juvenile Court Referral Process	
Chart – The Juvenile Court Referral Process	1
Chart – Delinquent, Dependent/Neglect/Abuse, and Status/Unruly Referrals	2
Chart – Referrals by Type of Offense	3
Chart – Referrals for Status/Unruly Offenses	4
Children and Referral Counts by Race and Sex	
Table – Children with Delinquent Referrals by Race and Sex	5
Table – Children with Status/Unruly Referrals by Race and Sex	5
Table – Children with Dependency/Neglect/Abuse Allegations by Race and Sex	5
Table – Referrals Delinquent Referrals by Race and Sex	6
Table – Referrals Status/Unruly Referrals by Race and Sex	6
Table – Referrals Dependency/Neglect/Abuse Allegations by Race and Sex	6
Table/Chart – Referrals by Age Group, Race and Sex	7
Table/Chart – Children Referred by Age, Race and Sex	8
Table/Chart – Children Referred by Race and Sex	9
Table/Chart – Children of Hispanic Origin by Race and Sex	10
Table – Referrals by Type of Offense, Age Group, Race and Sex	11
Living Arrangement of the Child at Time of Referral	
Table/Chart – Living Arrangement at Time of Referral by Race and Sex	12
School Status of Individual Children at Time of Referral to Juvenile Court	
Table – Last Grade Completed by Children by Race and Sex	13
Table – Children Enrolled in School	13
Table – Children Enrolled in Special Education	13
Referral Information by Race, Sex and Class of Referral/Offense	
Table/Chart – Class of Referrals by Race and Sex	14
Table - Referrals by Class and Type of Offense by Race and Sex	15
Referral Reasons by Type, Race and Sex	
Table – Referral Reasons by Type of Offense, Race and Sex	16
Table – Top 4 Referral Reasons by Sex and Race	17
Table – Top 4 Referral Reasons by Sex, Race and Type of Offense	18
Source of Referrals to the Juvenile Court	
Table – Source of Referrals by Race and Sex	19
Table – Six Most Frequent Referral Reasons by Source, Race and Sex	20
Table – Source of Referrals by Type of Offense, Race and Sex	21
Children Referred with Weapons Charges	
Table/Chart – Children Referred for Unlawful Carrying/Possession of a Weapon by Age, Race and Sex	22
Table/Chart – Children Referred for Carrying Weapons on School Property	23
Intake Actions at Referral	
Table/Chart – Intake Actions at Referral by Race and Sex	24
Table/Chart – Intake Actions of Referrals by Class of Offense, Race and Sex	25

TABLE OF CONTENTS


Report Numbers Listed Below are shown at the Bottom of each Report, followed by the Report Page Number

	Report Number
Detention Statistics at Referral	
Table – Detention Statistics at Referral by Individual Child by Race and Sex	26
Table – Detention Statistics at Referral by Individual Case	26
Table – Placement After Secure Detention Hearing by Individual Child by Race and Sex	27
Table – Placement After Secure Detention Hearing by Individual Case	27
Dispositional Procedures	
Table – Procedures used to Dispose or Adjust All Referrals	28
Table – Referrals Disposed by Formal Adjudicatory Proceedings	28
Table – Referrals Disposed by Other Actions	28
Formal and Informal Actions	
Table/Chart – Formal and Informal Actions by Race and Sex	29
Table – Formal and Informal Actions by Type of Offense, Race and Sex	30
Table – Formal and Informal Actions by Class of Referral, Race and Sex	31
Children Transferred to Adult Court	
Table/Chart – Children Transferred to Adult Court by Age, Race and Sex	32
Outcomes by Type of Disposition	
Table – Outcomes by Type of Disposition, Race and Sex	33
Juvenile Court Referrals Disposed County-Wide Based on Number of Referrals	
Table/Chart – Breakdown of Referrals by Court Personnel Executing the Action	34

**TENNESSEE COUNCIL OF JUVENILE AND FAMILY COURT JUDGES
2008 LOUDON COUNTY JUVENILE COURT STATISTICAL DATA**

The Juvenile Court Referral Process for CY 2008

Delinquent 681	Status 465	Dependency and Neglect 16	Other Violations 0	Special Proceedings 0	Parentage 0	Other 0
--------------------------	----------------------	-------------------------------------	------------------------------	---------------------------------	-----------------------	-------------------



Parents, Victims, School, Relatives, State Dept, etc.
594

Law Enforcement
568

Pretrial Diversion, Informal Adjustment
577

Court Actions
1,162

Transfer to Adult Court Hearing
0

Charges Cleared By Transfer to Adult Court
0

Special Proceeding
0

Review Concluded
123

Case Held Open
0

Other
0

Formal Adjudications
462

Juvenile Court System Outcomes / Dispositions
2,262

Formal
38

General
1,727

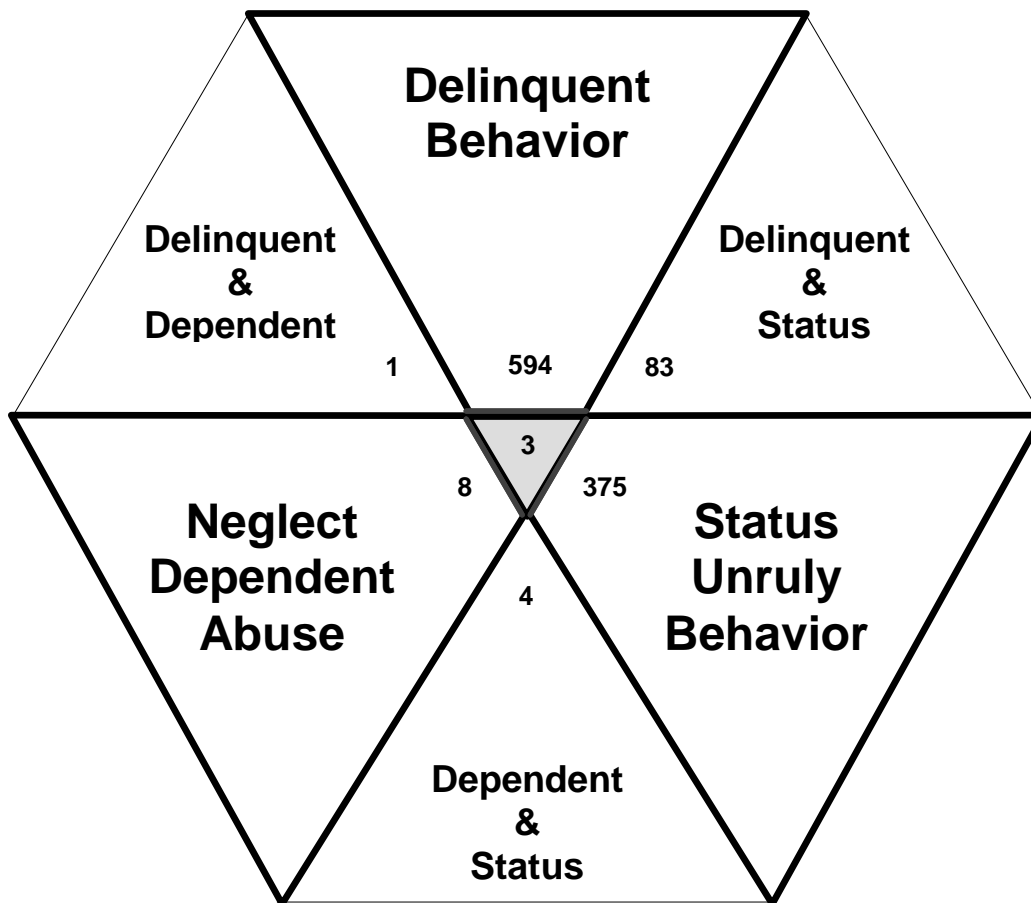
Special Proceedings
487

Other
10

**TENNESSEE COUNCIL OF JUVENILE AND FAMILY COURT JUDGES
2008 LOUDON COUNTY JUVENILE COURT STATISTICAL DATA**

Delinquent, Dependent/Neglect/Abuse, and Status/Unruly Referrals for CY 2008

Total = 1,068



The remaining referrals are for:
Custody, Visitation, Paternity/Legitimation, Child Support,
Special Procedures and Other Referrals

Each child may be counted
in more than one category

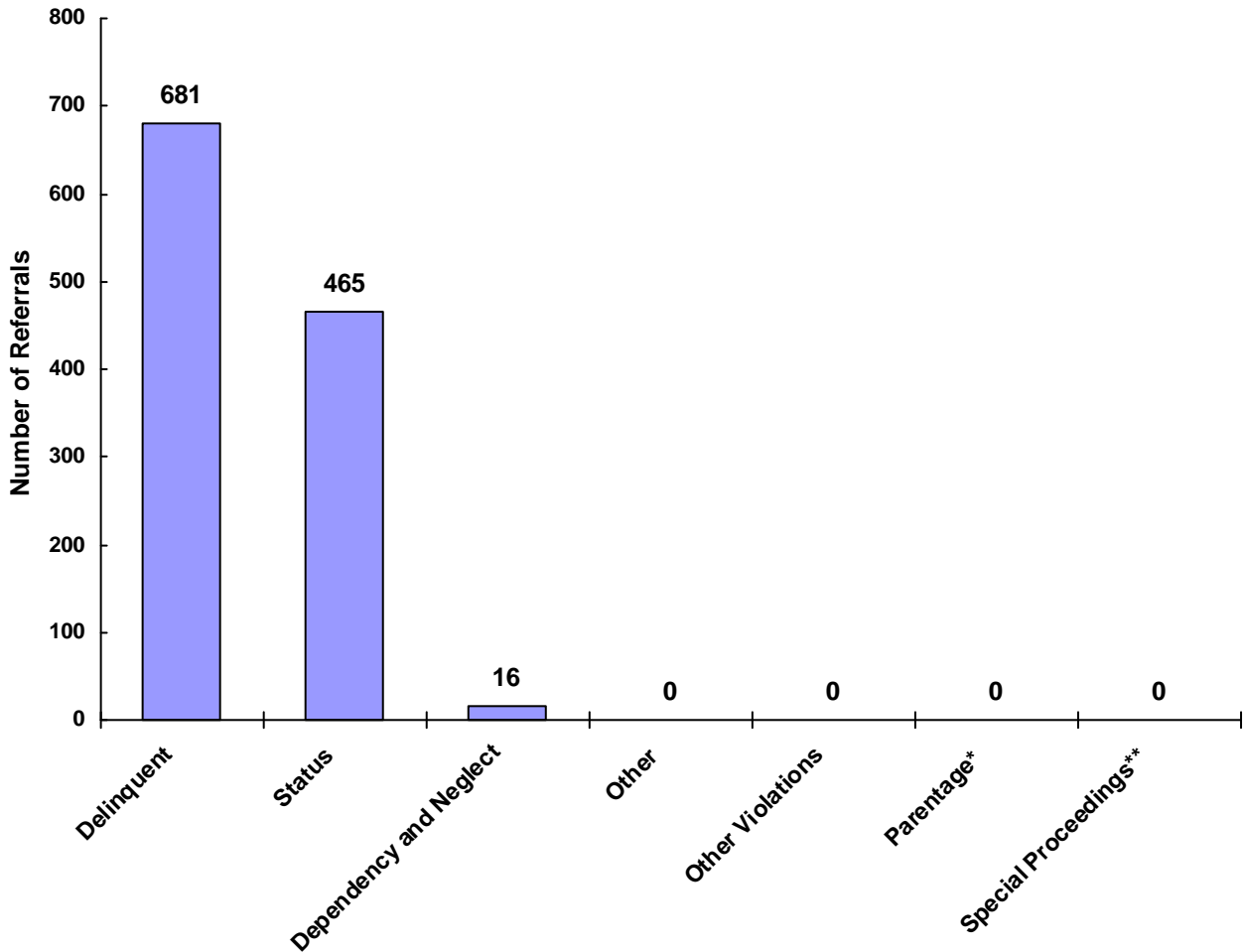
Total number of individual children for ALL referrals
disposed by juvenile courts during CY 2008 equals 693

Children can have referrals in multiple categories. The drawing above shows that in the year 2008 there were 594 referrals to Loudon County Juvenile Court for children with only delinquent offenses, 375 for those with only status/unruly behavior, and 8 for children with neglect, dependent or abuse referrals during the calendar year. There were 83 referrals for children that had a delinquent AND a status/unruly referral. There were 1 referrals for children with both delinquent behavior AND a neglect, dependent or abuse allegation. There were 4 referrals for children that had both a status/unruly referral AND a neglect, dependent or abuse allegation. Also, there were 3 referrals for children that had a delinquent referral, a status/unruly referral AND a neglect, dependent or abuse allegation.

**TENNESSEE COUNCIL OF JUVENILE AND FAMILY COURT JUDGES
2008 LOUDON COUNTY JUVENILE COURT STATISTICAL DATA**

Referrals by Type of Offense in CY 2008

Total Referrals = 1,162



* Parentage includes: Custody, Visitation, Paternity/Legitimation and Child Support

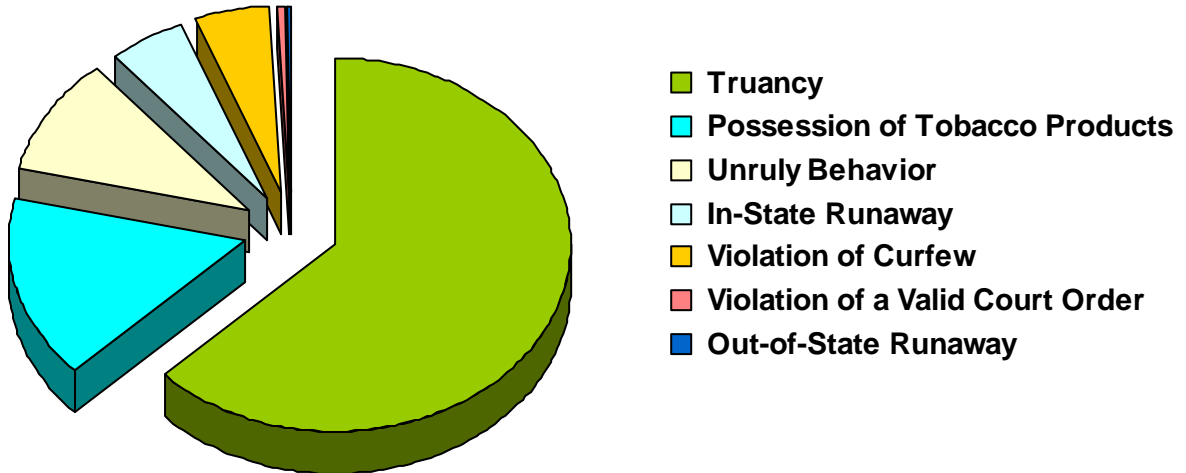
**Special Proceedings include: Judicial Review, Administrative Review, Foster Care Review, Request for Medical Treatment and Consent to Marry

Information from the Juvenile Court represents a total of 693 children and 959 cases that were reported to the TCJFCJ.

A Status offense is an offense committed by a child that if committed by an adult, would not be considered an offense or unlawful act. An example of this is smoking when not legally an adult.

**TENNESSEE COUNCIL OF JUVENILE AND FAMILY COURT JUDGES
2008 LOUDON COUNTY JUVENILE COURT STATISTICAL DATA**

**Referrals for Status/Unruly Offenses in CY 2008
Total Status/Unruly Referrals = 465**



Referral Reason	Count	Percent
Truancy	292	62.80%
Possession of Tobacco Products	73	15.70%
Unruly Behavior	48	10.32%
In-State Runaway	25	5.38%
Violation of Curfew	23	4.95%
Violation of a Valid Court Order	3	0.65%
Out-of-State Runaway	1	0.22%
Total	465	

**TENNESSEE COUNCIL OF JUVENILE AND FAMILY COURT JUDGES
2008 LOUDON COUNTY JUVENILE COURT STATISTICAL DATA**

Children* with Delinquent Referrals by Race and Sex for CY 2008

	White	African American	Native American	Asian	Mixed Race	Unknown Race	Total
Male	266	6	0	0	1	0	273
Female	135	1	0	0	1	0	137
Unknown Sex	0	0	0	0	0	0	
Totals	401	7	0	0	2	0	410

Children* with Status/Unruly Referrals by Race and Sex for CY 2008

	White	African American	Native American	Asian	Mixed Race	Unknown Race	Total
Male	191	3	0	0	3	0	197
Female	163	0	0	1	1	0	165
Unknown Sex	0	0	0	0	0	0	
Totals	354	3	0	1	4	0	362

Children* with Dependency/Neglect/Abuse Allegations by Race and Sex for CY 2008

	White	African American	Native American	Asian	Mixed Race	Unknown Race	Total
Male	10	0	0	0	0	0	10
Female	4	0	0	1	0	0	5
Unknown Sex	0	0	0	0	0	0	
Totals	14	0	0	1	0	0	15

* A child may be counted in more than one category

**TENNESSEE COUNCIL OF JUVENILE AND FAMILY COURT JUDGES
2008 LOUDON COUNTY JUVENILE COURT STATISTICAL DATA**

Delinquent Referrals by Race and Sex for CY 2008

	White	African American	Native American	Asian	Mixed Race	Unknown Race	Total
Male	455	11	0	0	2	0	468
Female	204	5	0	0	4	0	213
Unknown Sex	0	0	0	0	0	0	0
Totals	659	16	0	0	6	0	681

Status/Unruly Referrals by Race and Sex for CY 2008

	White	African American	Native American	Asian	Mixed Race	Unknown Race	Total
Male	253	7	0	0	4	0	264
Female	198	0	0	2	1	0	201
Unknown Sex	0	0	0	0	0	0	0
Totals	451	7	0	2	5	0	465

Dependency/Neglect/Abuse Allegations by Race and Sex for CY 2008

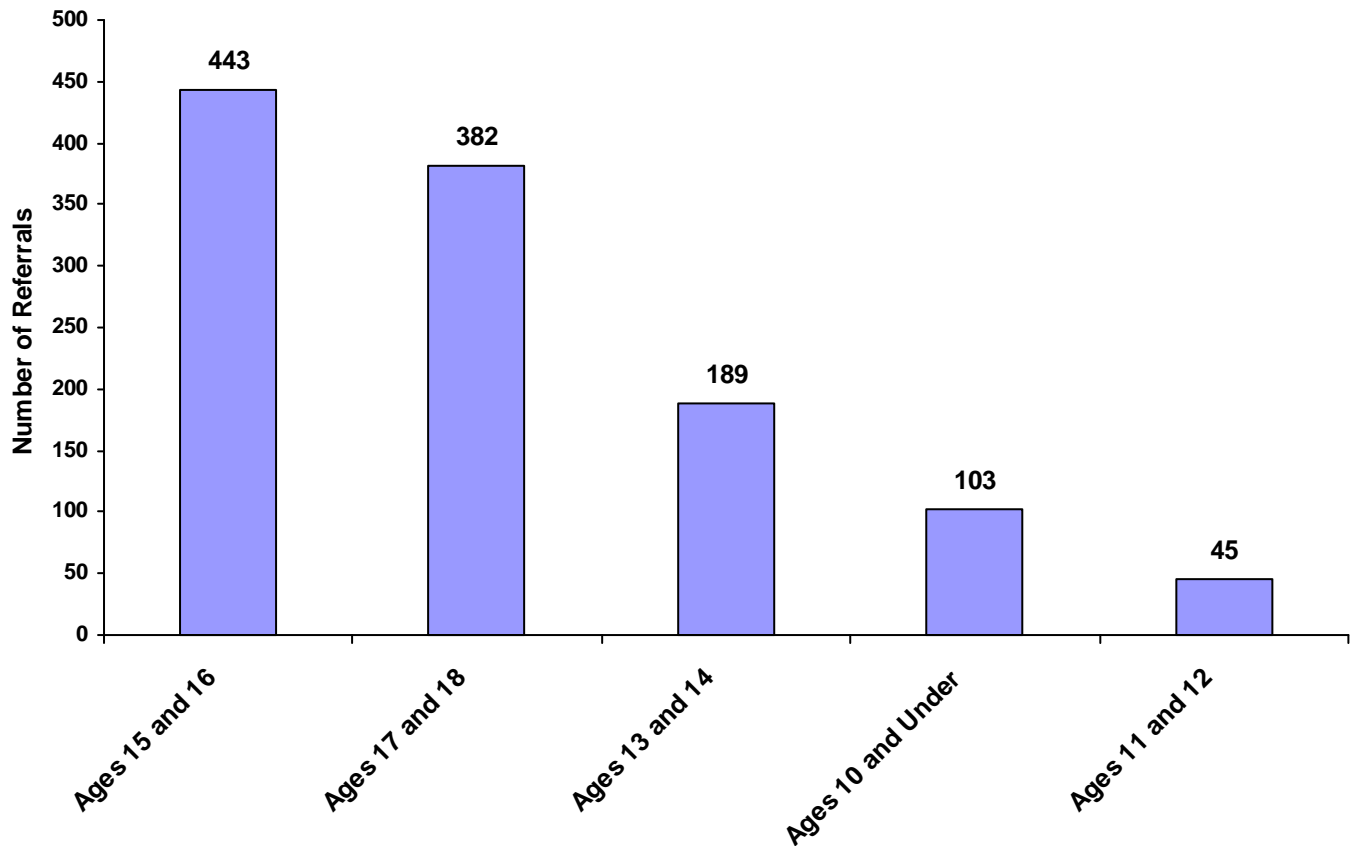
	White	African American	Native American	Asian	Mixed Race	Unknown Race	Total
Male	10	0	0	0	0	0	10
Female	5	0	0	1	0	0	6
Unknown Sex	0	0	0	0	0	0	0
Totals	15	0	0	1	0	0	16

**TENNESSEE COUNCIL OF JUVENILE AND FAMILY COURT JUDGES
2008 LOUDON COUNTY JUVENILE COURT STATISTICAL DATA**

Referrals by Age Group, Race and Sex for CY 2008

	White Male	African American Male	Other Race Male	White Female	African American Female	Other Race Female	Unknown Race or Sex	Total	% of Total Referrals
Birth through Age 10	40	0	0	63	0	0	0	103	8.86%
Ages 11 and 12	22	1	0	22	0	0	0	45	3.87%
Ages 13 and 14	115	1	6	67	0	0	0	189	16.27%
Ages 15 and 16	290	14	0	131	0	8	0	443	38.12%
Ages 17 and 18	251	2	0	124	5	0	0	382	32.87%
Unknown Age	0	0	0	0	0	0	0	0	0.00%
All Age Group Totals	718	18	6	407	5	8	0	1,162	

Total Referrals by Age Group

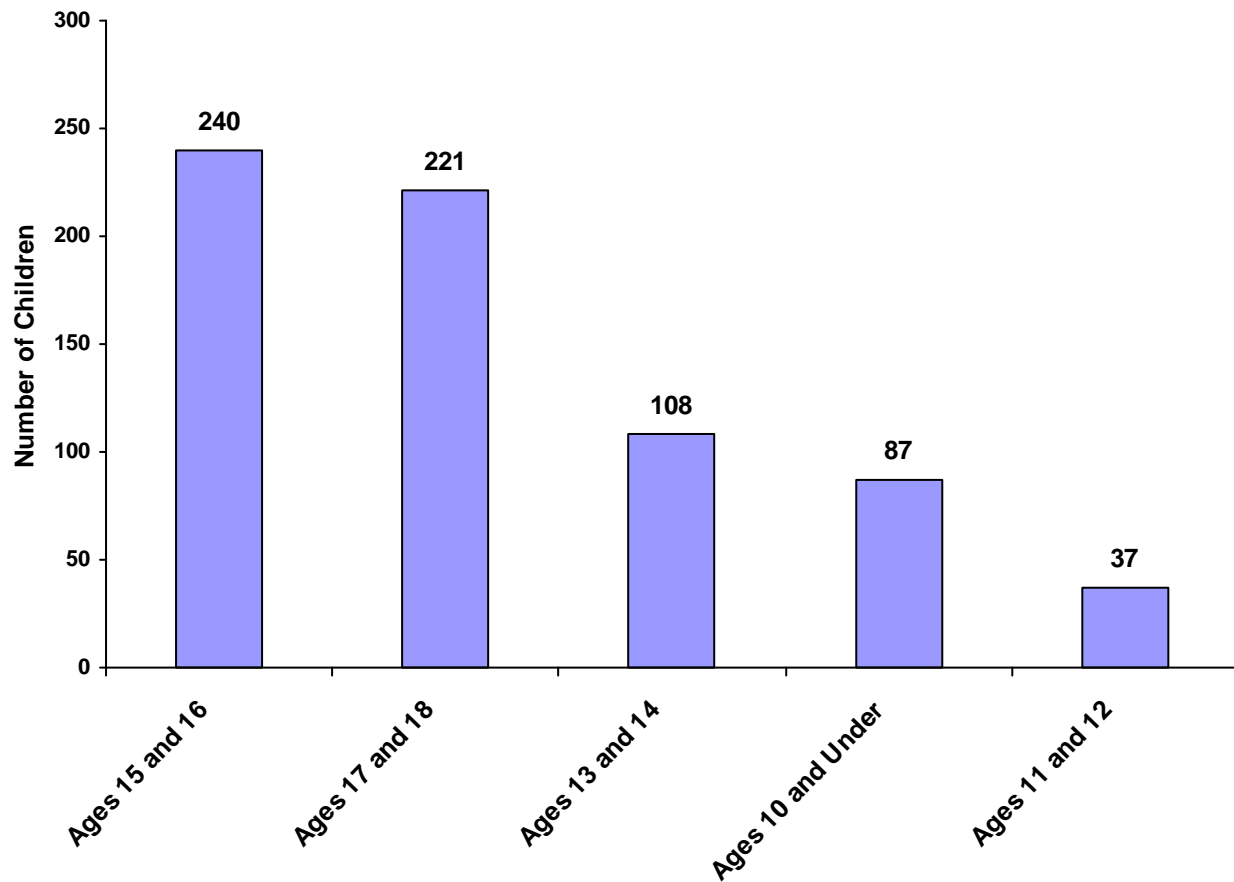


**TENNESSEE COUNCIL OF JUVENILE AND FAMILY COURT JUDGES
2008 LOUDON COUNTY JUVENILE COURT STATISTICAL DATA**

Children Referred by Age Group, Race and Sex for CY 2008

	White Male	African American Male	Other Race Male	White Female	African American Female	Other Race Female	Unknown Race or Sex	Total	% of All Children Referred
Ages 10 and Under	35	0	0	52	0	0	0	87	12.55%
Ages 11 through 12	17	1	0	19	0	0	0	37	5.34%
Ages 13 through 14	65	1	3	39	0	0	0	108	15.58%
Ages 15 through 16	157	3	0	78	0	2	0	240	34.63%
Ages 17 through 18	134	2	0	84	1	0	0	221	31.89%
Ages 19 and Over	0	0	0	0	0	0	0	0	0.00%
Total	408	7	3	272	1	2	0	693	

Total Children by Age Group

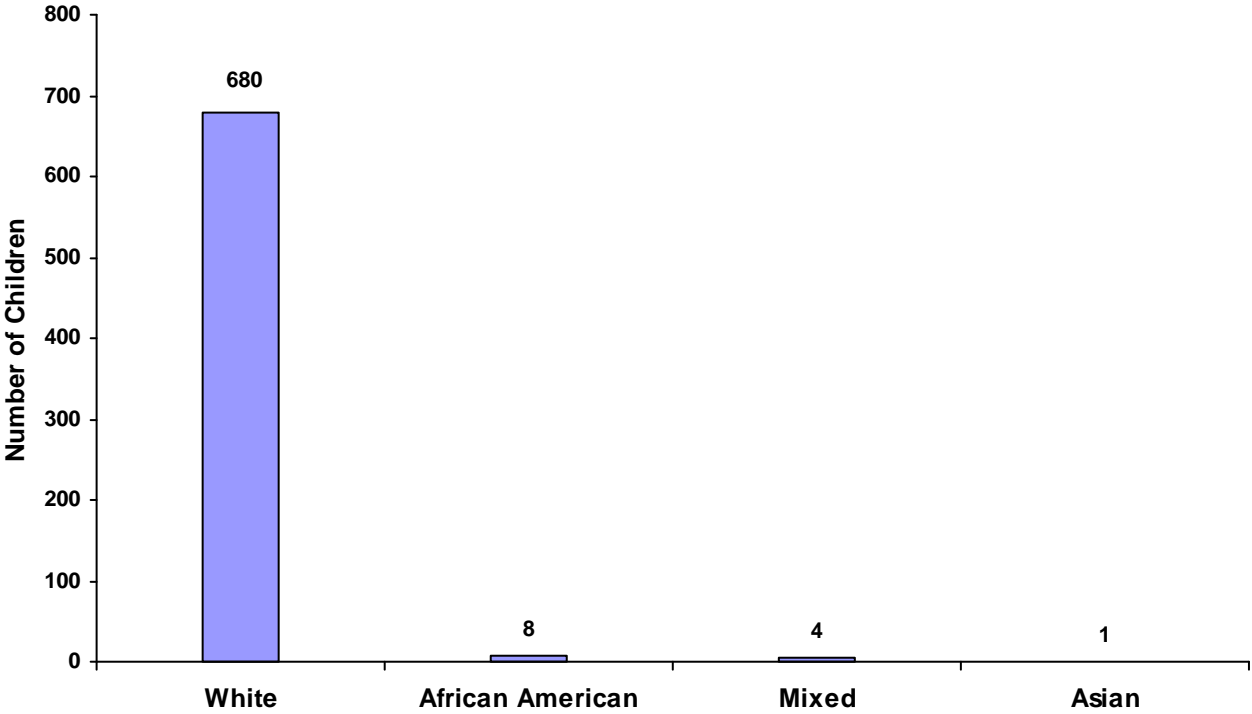


**TENNESSEE COUNCIL OF JUVENILE AND FAMILY COURT JUDGES
2008 LOUDON COUNTY JUVENILE COURT STATISTICAL DATA**

Children Referred by Race and Sex for CY 2008

Race	Male	Female	Unknown	Total
White	408	272	0	680
African American	7	1	0	8
Native American	0	0	0	0
Asian	0	1	0	1
Mixed	3	1	0	4
Unknown	0	0	0	0
Total	418	275	0	693

Total Children by Race

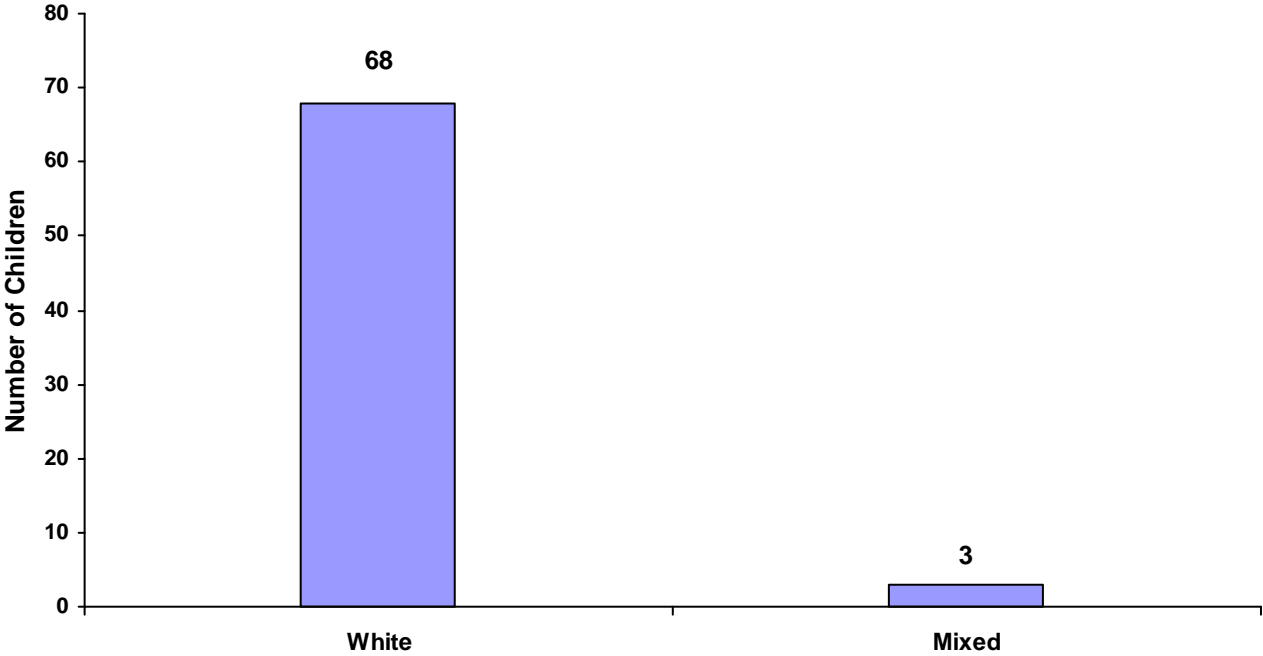


**TENNESSEE COUNCIL OF JUVENILE AND FAMILY COURT JUDGES
2008 LOUDON COUNTY JUVENILE COURT STATISTICAL DATA**

Children of Hispanic Origin by Race and Sex for CY 2008

Race	Male	Female	Unknown	Total
White	53	15	0	68
African American	0	0	0	0
Native American	0	0	0	0
Asian	0	0	0	0
Mixed	3	0	0	3
Unknown	0	0	0	0
Total	56	15	0	71

Total Children of Hispanic Origin by Race



**TENNESSEE COUNCIL OF JUVENILE AND FAMILY COURT JUDGES
2008 LOUDON COUNTY JUVENILE COURT STATISTICAL DATA**

Referrals by Type of Offense, Age Group, Race and Sex for CY 2008

	White Male	African American Male	Other Race Male	White Female	African American Female	Other Race Female	Unknown Race or Sex	Total
Delinquent								
Ages 10 and Under	8	0	0	12	0	0	0	20
Ages 11 through 12	7	1	0	2	0	0	0	10
Ages 13 through 14	80	0	2	37	0	0	0	119
Ages 15 through 16	171	8	0	68	0	4	0	251
Ages 17 through 18	189	2	0	85	5	0	0	281
Ages 19 and Over	0	0	0	0	0	0	0	0
Total	455	11	2	204	5	4	0	681
Status								
Ages 10 and Under	32	0	0	51	0	0	0	83
Ages 11 through 12	15	0	0	20	0	0	0	35
Ages 13 through 14	33	1	4	28	0	0	0	66
Ages 15 through 16	112	6	0	60	0	3	0	181
Ages 17 through 18	61	0	0	39	0	0	0	100
Ages 19 and Over	0	0	0	0	0	0	0	0
Total	253	7	4	198	0	3	0	465
Dependency and Neglect								
Ages 10 and Under	0	0	0	0	0	0	0	0
Ages 11 through 12	0	0	0	0	0	0	0	0
Ages 13 through 14	2	0	0	2	0	0	0	4
Ages 15 through 16	7	0	0	3	0	1	0	11
Ages 17 through 18	1	0	0	0	0	0	0	1
Ages 19 and Over	0	0	0	0	0	0	0	0
Total	10	0	0	5	0	1	0	16
Other Violations								
Ages 10 and Under	0	0	0	0	0	0	0	0
Ages 11 through 12	0	0	0	0	0	0	0	0
Ages 13 through 14	0	0	0	0	0	0	0	0
Ages 15 through 16	0	0	0	0	0	0	0	0
Ages 17 through 18	0	0	0	0	0	0	0	0
Ages 19 and Over	0	0	0	0	0	0	0	0
Total	0	0	0	0	0	0	0	0

**TENNESSEE COUNCIL OF JUVENILE AND FAMILY COURT JUDGES
2008 LOUDON COUNTY JUVENILE COURT STATISTICAL DATA**

Referrals by Type of Offense, Age Group, Race and Sex for CY 2008

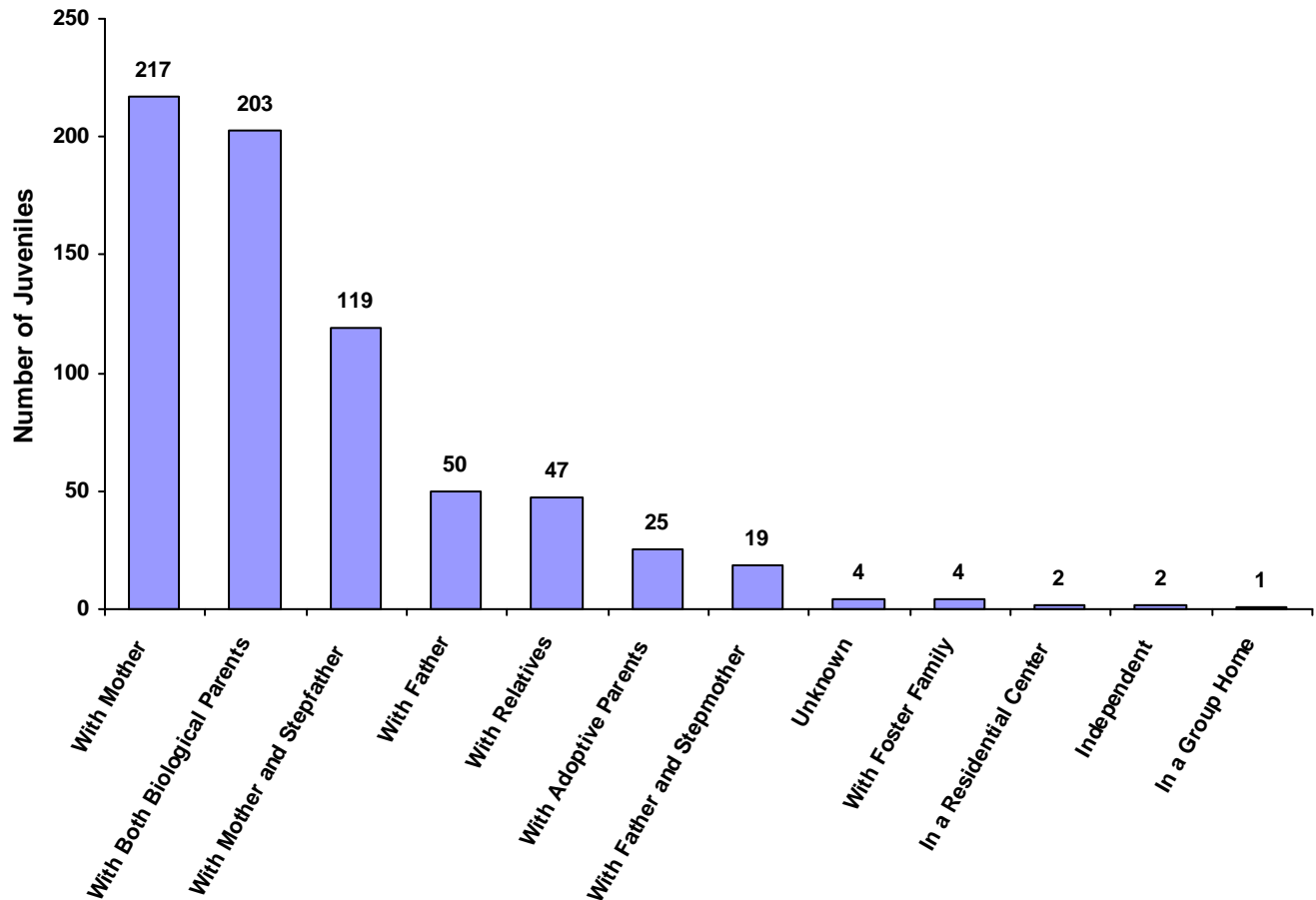
	White Male	African American Male	Other Race Male	White Female	African American Female	Other Race Female	Unknown Race or Sex	Total
Special Proceedings								
Ages 10 and Under	0	0	0	0	0	0	0	0
Ages 11 through 12	0	0	0	0	0	0	0	0
Ages 13 through 14	0	0	0	0	0	0	0	0
Ages 15 through 16	0	0	0	0	0	0	0	0
Ages 17 through 18	0	0	0	0	0	0	0	0
Ages 19 and Over	0	0	0	0	0	0	0	0
Total	0	0	0	0	0	0	0	0
Other								
Ages 10 and Under	0	0	0	0	0	0	0	0
Ages 11 through 12	0	0	0	0	0	0	0	0
Ages 13 through 14	0	0	0	0	0	0	0	0
Ages 15 through 16	0	0	0	0	0	0	0	0
Ages 17 through 18	0	0	0	0	0	0	0	0
Ages 19 and Over	0	0	0	0	0	0	0	0
Total	0	0	0	0	0	0	0	0
Grand Total	718	18	6	407	5	8	0	1,162

**TENNESSEE COUNCIL OF JUVENILE AND FAMILY COURT JUDGES
2008 LOUDON COUNTY JUVENILE COURT STATISTICAL DATA**

Living Arrangement of Juveniles by Race and Sex for CY 2008

	White Male	African American Male	Other Race Male	White Female	African American Female	Other Race Female	Unknown Race or Sex	Total	% of All Children Referred
With Both Biological Parents	134	1	2	66	0	0	0	203	29.29%
With Father and Stepmother	10	0	0	9	0	0	0	19	2.74%
With Mother and Stepfather	57	0	1	60	0	1	0	119	17.17%
With Mother	116	3	0	96	1	1	0	217	31.31%
With Father	35	1	0	14	0	0	0	50	7.22%
With Relatives	34	1	0	12	0	0	0	47	6.78%
With Adoptive Parents	14	1	0	10	0	0	0	25	3.61%
With Foster Family	1	0	0	3	0	0	0	4	0.58%
In a Group Home	0	0	0	1	0	0	0	1	0.14%
In a Residential Center	1	0	0	1	0	0	0	2	0.29%
In an Institution	0	0	0	0	0	0	0	0	0.00%
Independent	2	0	0	0	0	0	0	2	0.29%
Unknown	4	0	0	0	0	0	0	4	0.58%
Other	0	0	0	0	0	0	0	0	0.00%
Totals	408	7	3	272	1	2	0	693	

Living Arrangement of Juveniles



**TENNESSEE COUNCIL OF JUVENILE AND FAMILY COURT JUDGES
2008 LOUDON COUNTY JUVENILE COURT STATISTICAL DATA**

Last Grade Completed by Children by Race and Sex for CY 2008

	White Male	African American Male	Other Race Male	White Female	African American Female	Other Race Female	Unknown Race or Sex	Total	% of All Children Referred
Too Young for School	7	0	0	10	0	0	0	17	2.45%
Preschool	0	0	0	0	0	0	0	0	0.00%
Kindergarten	8	0	0	12	0	0	0	20	2.89%
1st Grade	4	0	0	12	0	0	0	16	2.31%
2nd Grade	5	0	0	3	0	0	0	8	1.15%
3rd Grade	8	0	0	9	0	0	0	17	2.45%
4th Grade	8	0	0	9	0	0	0	17	2.45%
5th Grade	6	0	0	3	0	0	0	9	1.30%
6th Grade	20	2	0	17	0	0	0	39	5.63%
7th Grade	29	1	2	24	0	0	0	56	8.08%
8th Grade	64	0	1	28	0	1	0	94	13.56%
9th Grade	77	1	0	29	0	1	0	108	15.58%
10th Grade	90	2	0	61	1	0	0	154	22.22%
11th Grade	50	1	0	39	0	0	0	90	12.99%
12th Grade	2	0	0	4	0	0	0	6	0.87%
Non-Graded Special Ed	0	0	0	0	0	0	0	0	0.00%
GED	15	0	0	8	0	0	0	23	3.32%
Graduated	0	0	0	0	0	0	0	0	0.00%
Never Attended School	0	0	0	0	0	0	0	0	0.00%
Unknown	15	0	0	4	0	0	0	19	2.74%
Other	0	0	0	0	0	0	0	0	0.00%
Totals	408	7	3	272	1	2	0	693	

Children Enrolled in School

	Children	% of All Children
Enrolled	651	93.94%
Not Enrolled	34	4.91%
Unknown	8	1.15%
	693	

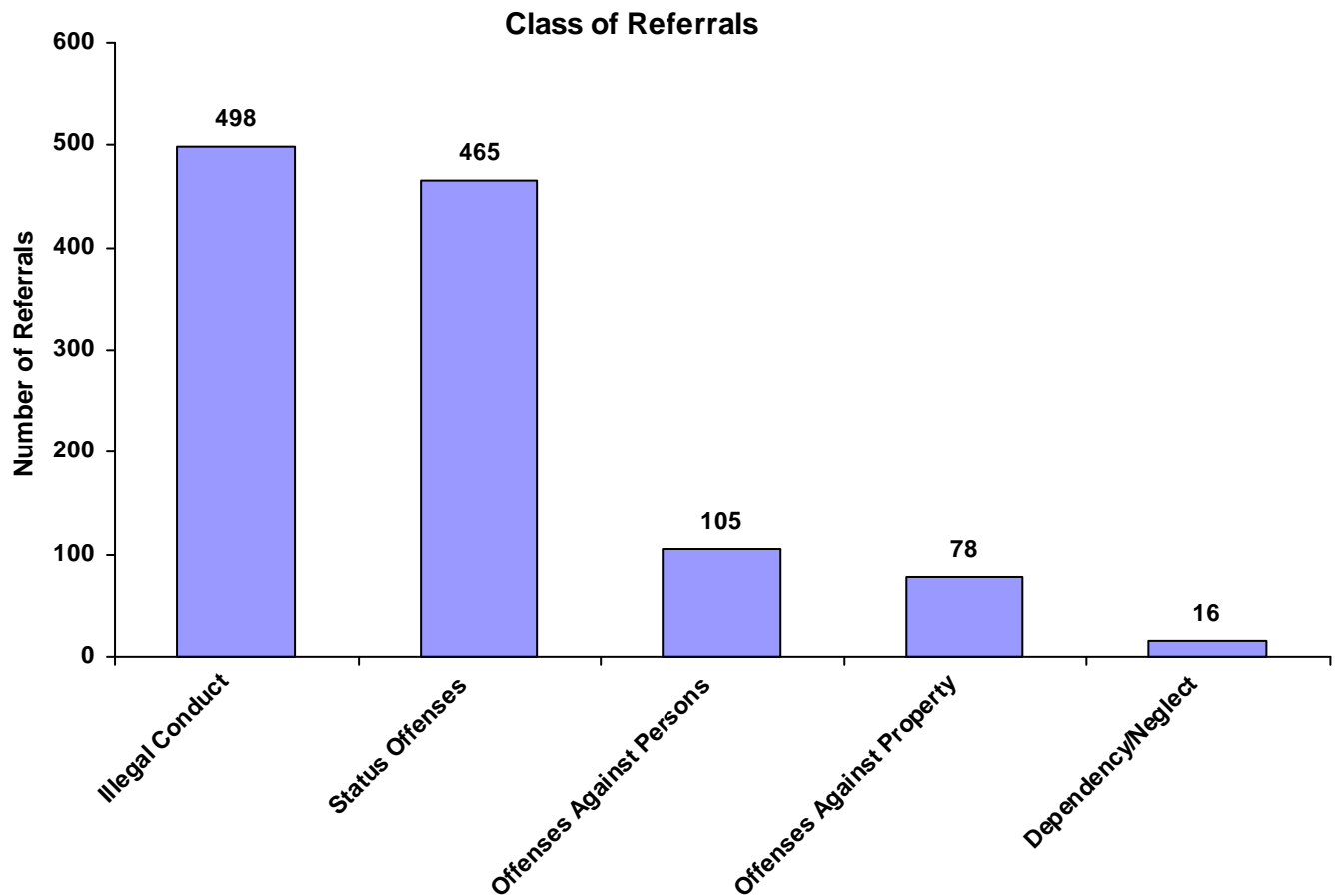
Children Enrolled in Special Education

	Children	% of All Children
Enrolled	7	1.01%
Not Enrolled	669	96.54%
Unknown	17	2.45%
	693	

**TENNESSEE COUNCIL OF JUVENILE AND FAMILY COURT JUDGES
2008 LOUDON COUNTY JUVENILE COURT STATISTICAL DATA**

Class of Referrals by Race and Sex for CY 2008

	White Male	African American Male	Other Race Male	White Female	African American Female	Other Race Female	Unknown Race or Sex	Total	% of Total Referrals
Offenses Against Persons	73	1	2	27	0	2	0	105	9.04%
Offenses Against Property	50	2	0	26	0	0	0	78	6.71%
Illegal Conduct	332	8	0	151	5	2	0	498	42.86%
Status Offenses	253	7	4	198	0	3	0	465	40.02%
Dependency/Neglect	10	0	0	5	0	1	0	16	1.38%
Other Violation Proceedings	0	0	0	0	0	0	0	0	0.00%
Parentage	0	0	0	0	0	0	0	0	0.00%
Special Proceedings	0	0	0	0	0	0	0	0	0.00%
Other	0	0	0	0	0	0	0	0	0.00%
Totals	718	18	6	407	5	8	0	1,162	



**TENNESSEE COUNCIL OF JUVENILE AND FAMILY COURT JUDGES
2008 LOUDON COUNTY JUVENILE COURT STATISTICAL DATA**

Referrals by Class and Type Of Offense by Race and Sex for CY 2008

	White Male	African American Male	Other Race Male	White Female	African American Female	Other Race Female	Unknown Race or Sex	Total
<u>Offenses Against Persons</u>								
Assault	65	1	2	27	0	2	0	97
Reckless Endangerment	5	0	0	0	0	0	0	5
Other Sexual Offenses	2	0	0	0	0	0	0	2
Esp. Aggravated Robbery	1	0	0	0	0	0	0	1
Criminal Homicide	0	0	0	0	0	0	0	0
1st Degree Murder	0	0	0	0	0	0	0	0
2nd Degree Murder	0	0	0	0	0	0	0	0
Aggravated Rape	0	0	0	0	0	0	0	0
Rape of a Child	0	0	0	0	0	0	0	0
Aggravated Vehicular Homicide	0	0	0	0	0	0	0	0
Esp. Aggravated Kidnapping	0	0	0	0	0	0	0	0
Aggravated Robbery	0	0	0	0	0	0	0	0
Aggravated Kidnapping	0	0	0	0	0	0	0	0
Aggravated Child Abuse / Neglect	0	0	0	0	0	0	0	0
Aggravated Sexual Battery	0	0	0	0	0	0	0	0
Rape	0	0	0	0	0	0	0	0
Voluntary Manslaughter	0	0	0	0	0	0	0	0
Vehicular Homicide	0	0	0	0	0	0	0	0
Sexual Abuse of a Child	0	0	0	0	0	0	0	0
Aggravated Assault	0	0	0	0	0	0	0	0
Robbery	0	0	0	0	0	0	0	0
Criminally Negligent Homicide	0	0	0	0	0	0	0	0
Attempted Crime Against a Person	0	0	0	0	0	0	0	0
Totals	73	1	2	27	0	2	0	105
<u>Offenses Against Property</u>								
Theft of Property	26	2	0	24	0	0	0	52
Vandalism	19	0	0	0	0	0	0	19
Burglary	2	0	0	1	0	0	0	3
Unauthorized Use of a Vehicle	2	0	0	0	0	0	0	2
Aggravated Arson	1	0	0	0	0	0	0	1
Aggravated Burglary	0	0	0	1	0	0	0	1
Arson	0	0	0	0	0	0	0	0
Forgery	0	0	0	0	0	0	0	0
Worthless Checks	0	0	0	0	0	0	0	0
Illegal Poss/Use of Credit/Debit Cards	0	0	0	0	0	0	0	0
Cruelty to Animals	0	0	0	0	0	0	0	0
Totals	50	2	0	26	0	0	0	78

**TENNESSEE COUNCIL OF JUVENILE AND FAMILY COURT JUDGES
2008 LOUDON COUNTY JUVENILE COURT STATISTICAL DATA**

Referrals by Class and Type Of Offense by Race and Sex for CY 2008

	White Male	African American Male	Other Race Male	White Female	African American Female	Other Race Female	Unknown Race or Sex	Total
<u>Illegal Conduct</u>								
Traffic	152	6	0	63	0	1	0	222
Violation of Probation	68	0	0	45	4	0	0	117
Possession of Controlled Substances	42	2	0	15	0	1	0	60
Possession/Consumption of Alcohol	37	0	0	14	1	0	0	52
Resist Stop/Frisk/Halt/Arrest/Search	9	0	0	2	0	0	0	11
Driving Under Influence (DUI)	4	0	0	2	0	0	0	6
Harassment	4	0	0	2	0	0	0	6
Disorderly Conduct	3	0	0	3	0	0	0	6
Carrying Weapons on School Property	3	0	0	1	0	0	0	4
Criminal Impersonation	2	0	0	2	0	0	0	4
Local Ordinances	3	0	0	0	0	0	0	3
Criminal Trespass	1	0	0	1	0	0	0	2
Unlawful Carrying / Poss of a Weapon	1	0	0	0	0	0	0	1
Evading Arrest	1	0	0	0	0	0	0	1
Failure to Appear	0	0	0	1	0	0	0	1
Filing a False Police Report	1	0	0	0	0	0	0	1
Violation of Wildlife Regulations	1	0	0	0	0	0	0	1
Sale of Controlled Substances	0	0	0	0	0	0	0	0
Other Drug Offenses	0	0	0	0	0	0	0	0
Criminal Attempt	0	0	0	0	0	0	0	0
Escape	0	0	0	0	0	0	0	0
Aggravated Criminal Trespass	0	0	0	0	0	0	0	0
Public Intoxication	0	0	0	0	0	0	0	0
Gambling	0	0	0	0	0	0	0	0
Contempt of Court	0	0	0	0	0	0	0	0
Violation of Aftercare	0	0	0	0	0	0	0	0
Totals	332	8	0	151	5	2	0	498
<u>Status Offenses</u>								
Truancy	133	2	1	155	0	1	0	292
Possession of Tobacco Products	66	0	1	6	0	0	0	73
Unruly Behavior	23	2	0	23	0	0	0	48
In-State Runaway	11	1	2	9	0	2	0	25
Violation of Curfew	19	1	0	3	0	0	0	23
Violation of a Valid Court Order	1	0	0	2	0	0	0	3
Out-of-State Runaway	0	1	0	0	0	0	0	1
Totals	253	7	4	198	0	3	0	465
<u>Dependency/Neglect</u>								
Dependency / Neglect	10	0	0	5	0	1	0	16
Sexually Abused Child	0	0	0	0	0	0	0	0
Physically Abused Child	0	0	0	0	0	0	0	0
Termination of Parental Rights	0	0	0	0	0	0	0	0
Totals	10	0	0	5	0	1	0	16

**TENNESSEE COUNCIL OF JUVENILE AND FAMILY COURT JUDGES
2008 LOUDON COUNTY JUVENILE COURT STATISTICAL DATA**

Referrals by Class and Type Of Offense by Race and Sex for CY 2008

	White Male	African American Male	Other Race Male	White Female	African American Female	Other Race Female	Unknown Race or Sex	Total
<u>Other Violation Proceedings</u>								
Violation of Pretrial Diversion	0	0	0	0	0	0	0	0
Violation of Informal Adjustment	0	0	0	0	0	0	0	0
Totals	0	0	0	0	0	0	0	0
<u>Parentage</u>								
Custody	0	0	0	0	0	0	0	0
Visitation	0	0	0	0	0	0	0	0
Paternity / Legitimation	0	0	0	0	0	0	0	0
Child Support	0	0	0	0	0	0	0	0
Totals	0	0	0	0	0	0	0	0
<u>Special Proceedings</u>								
Judicial Review	0	0	0	0	0	0	0	0
Administrative Review	0	0	0	0	0	0	0	0
Foster Care Review	0	0	0	0	0	0	0	0
Request for Medical Treatment	0	0	0	0	0	0	0	0
Consent to Marry	0	0	0	0	0	0	0	0
Totals	0	0	0	0	0	0	0	0
<u>Other</u>								
Other	0	0	0	0	0	0	0	0
Totals	0	0	0	0	0	0	0	0
All Referral Totals	718	18	6	407	5	8	0	1,162

**TENNESSEE COUNCIL OF JUVENILE AND FAMILY COURT JUDGES
2008 LOUDON COUNTY JUVENILE COURT STATISTICAL DATA**

Referral Reasons by Type of Offense, Race and Sex for CY 2008

	White Male	African American Male	Other Race Male	White Female	African American Female	Other Race Female	Unknown Race or Sex	Total
Delinquent								
Traffic	152	6	0	63	0	1	0	222
Violation of Probation	68	0	0	45	4	0	0	117
Assault	65	1	2	27	0	2	0	97
Possession of Controlled Substances	42	2	0	15	0	1	0	60
Theft of Property	26	2	0	24	0	0	0	52
Possession/Consumption of Alcohol	37	0	0	14	1	0	0	52
Vandalism	19	0	0	0	0	0	0	19
Resist Stop/Frisk/Halt/Arrest/Search	9	0	0	2	0	0	0	11
Driving Under Influence (DUI)	4	0	0	2	0	0	0	6
Harassment	4	0	0	2	0	0	0	6
Disorderly Conduct	3	0	0	3	0	0	0	6
Reckless Endangerment	5	0	0	0	0	0	0	5
Carrying Weapons on School Property	3	0	0	1	0	0	0	4
Criminal Impersonation	2	0	0	2	0	0	0	4
Burglary	2	0	0	1	0	0	0	3
Local Ordinances	3	0	0	0	0	0	0	3
Other Sexual Offenses	2	0	0	0	0	0	0	2
Unauthorized Use of a Vehicle	2	0	0	0	0	0	0	2
Criminal Trespass	1	0	0	1	0	0	0	2
Esp. Aggravated Robbery	1	0	0	0	0	0	0	1
Aggravated Arson	1	0	0	0	0	0	0	1
Aggravated Burglary	0	0	0	1	0	0	0	1
Unlawful Carrying / Poss of a Weapon	1	0	0	0	0	0	0	1
Evading Arrest	1	0	0	0	0	0	0	1
Failure to Appear	0	0	0	1	0	0	0	1
Filing a False Police Report	1	0	0	0	0	0	0	1
Violation of Wildlife Regulations	1	0	0	0	0	0	0	1
Criminal Homicide	0	0	0	0	0	0	0	0
1st Degree Murder	0	0	0	0	0	0	0	0
2nd Degree Murder	0	0	0	0	0	0	0	0
Aggravated Rape	0	0	0	0	0	0	0	0
Rape of a Child	0	0	0	0	0	0	0	0
Aggravated Vehicular Homicide	0	0	0	0	0	0	0	0
Esp. Aggravated Kidnapping	0	0	0	0	0	0	0	0
Aggravated Robbery	0	0	0	0	0	0	0	0
Aggravated Kidnapping	0	0	0	0	0	0	0	0
Aggravated Child Abuse / Neglect	0	0	0	0	0	0	0	0
Aggravated Sexual Battery	0	0	0	0	0	0	0	0
Rape	0	0	0	0	0	0	0	0
Voluntary Manslaughter	0	0	0	0	0	0	0	0
Vehicular Homicide	0	0	0	0	0	0	0	0
Sexual Abuse of a Child	0	0	0	0	0	0	0	0
Aggravated Assault	0	0	0	0	0	0	0	0
Robbery	0	0	0	0	0	0	0	0
Criminally Negligent Homicide	0	0	0	0	0	0	0	0
Attempted Crime Against a Person	0	0	0	0	0	0	0	0
Arson	0	0	0	0	0	0	0	0
Forgery	0	0	0	0	0	0	0	0
Worthless Checks	0	0	0	0	0	0	0	0
Illegal Poss/Use of Credit/Debit Cards	0	0	0	0	0	0	0	0
Cruelty to Animals	0	0	0	0	0	0	0	0
Sale of Controlled Substances	0	0	0	0	0	0	0	0

**TENNESSEE COUNCIL OF JUVENILE AND FAMILY COURT JUDGES
2008 LOUDON COUNTY JUVENILE COURT STATISTICAL DATA**

Referral Reasons by Type of Offense, Race and Sex for CY 2008

	White Male	African American Male	Other Race Male	White Female	African American Female	Other Race Female	Unknown Race or Sex	Total
<u>Delinquent</u>								
Other Drug Offenses	0	0	0	0	0	0	0	0
Criminal Attempt	0	0	0	0	0	0	0	0
Escape	0	0	0	0	0	0	0	0
Aggravated Criminal Trespass	0	0	0	0	0	0	0	0
Public Intoxication	0	0	0	0	0	0	0	0
Gambling	0	0	0	0	0	0	0	0
Contempt of Court	0	0	0	0	0	0	0	0
Violation of Aftercare	0	0	0	0	0	0	0	0
Totals	455	11	2	204	5	4	0	681
<u>Status</u>								
Truancy	133	2	1	155	0	1	0	292
Possession of Tobacco Products	66	0	1	6	0	0	0	73
Unruly Behavior	23	2	0	23	0	0	0	48
In-State Runaway	11	1	2	9	0	2	0	25
Violation of Curfew	19	1	0	3	0	0	0	23
Violation of a Valid Court Order	1	0	0	2	0	0	0	3
Out-of-State Runaway	0	1	0	0	0	0	0	1
Totals	253	7	4	198	0	3	0	465
<u>Dependency and Neglect</u>								
Dependency / Neglect	10	0	0	5	0	1	0	16
Sexually Abused Child	0	0	0	0	0	0	0	0
Physically Abused Child	0	0	0	0	0	0	0	0
Termination of Parental Rights	0	0	0	0	0	0	0	0
Totals	10	0	0	5	0	1	0	16
<u>Other Violations</u>								
Violation of Pretrial Diversion	0	0	0	0	0	0	0	0
Violation of Informal Adjustment	0	0	0	0	0	0	0	0
Totals	0	0	0	0	0	0	0	0
<u>Special Proceedings</u>								
Judicial Review	0	0	0	0	0	0	0	0
Administrative Review	0	0	0	0	0	0	0	0
Foster Care Review	0	0	0	0	0	0	0	0
Custody	0	0	0	0	0	0	0	0
Visitation	0	0	0	0	0	0	0	0
Paternity / Legitimation	0	0	0	0	0	0	0	0
Child Support	0	0	0	0	0	0	0	0
Request for Medical Treatment	0	0	0	0	0	0	0	0
Consent to Marry	0	0	0	0	0	0	0	0
Totals	0	0	0	0	0	0	0	0
<u>Other</u>								
Other	0	0	0	0	0	0	0	0
Totals	0	0	0	0	0	0	0	0
All Referral Totals	718	18	6	407	5	8	0	1,162

**TENNESSEE COUNCIL OF JUVENILE AND FAMILY COURT JUDGES
2008 LOUDON COUNTY JUVENILE COURT STATISTICAL DATA**

Top 4 Referral Reasons by Race and Sex for CY 2008

Sex	Race	Referral Reason	Total
Male			
	White	1. Traffic	152
		2. Truancy	133
		3. Violation of Probation	68
		4. Possession of Tobacco Products	66
	African American	1. Traffic	6
		2. Unruly Behavior	2
		3. Possession of Controlled Substances	2
		4. Truancy	2
	Other Race	1. Assault	2
		2. In-State Runaway	2
		3. Truancy	1
		4. Possession of Tobacco Products	1
Female			
	White	1. Truancy	155
		2. Traffic	63
		3. Violation of Probation	45
		4. Assault	27
	African American	1. Violation of Probation	4
		2. Possession/Consumption of Alcohol	1
	Other Race	1. Assault	2
		2. In-State Runaway	2
		3. Truancy	1
		4. Dependency / Neglect	1

**TENNESSEE COUNCIL OF JUVENILE AND FAMILY COURT JUDGES
2008 LOUDON COUNTY JUVENILE COURT STATISTICAL DATA**

Top 4 Referral Reasons by Race and Sex and by Type of Offense for CY 2008

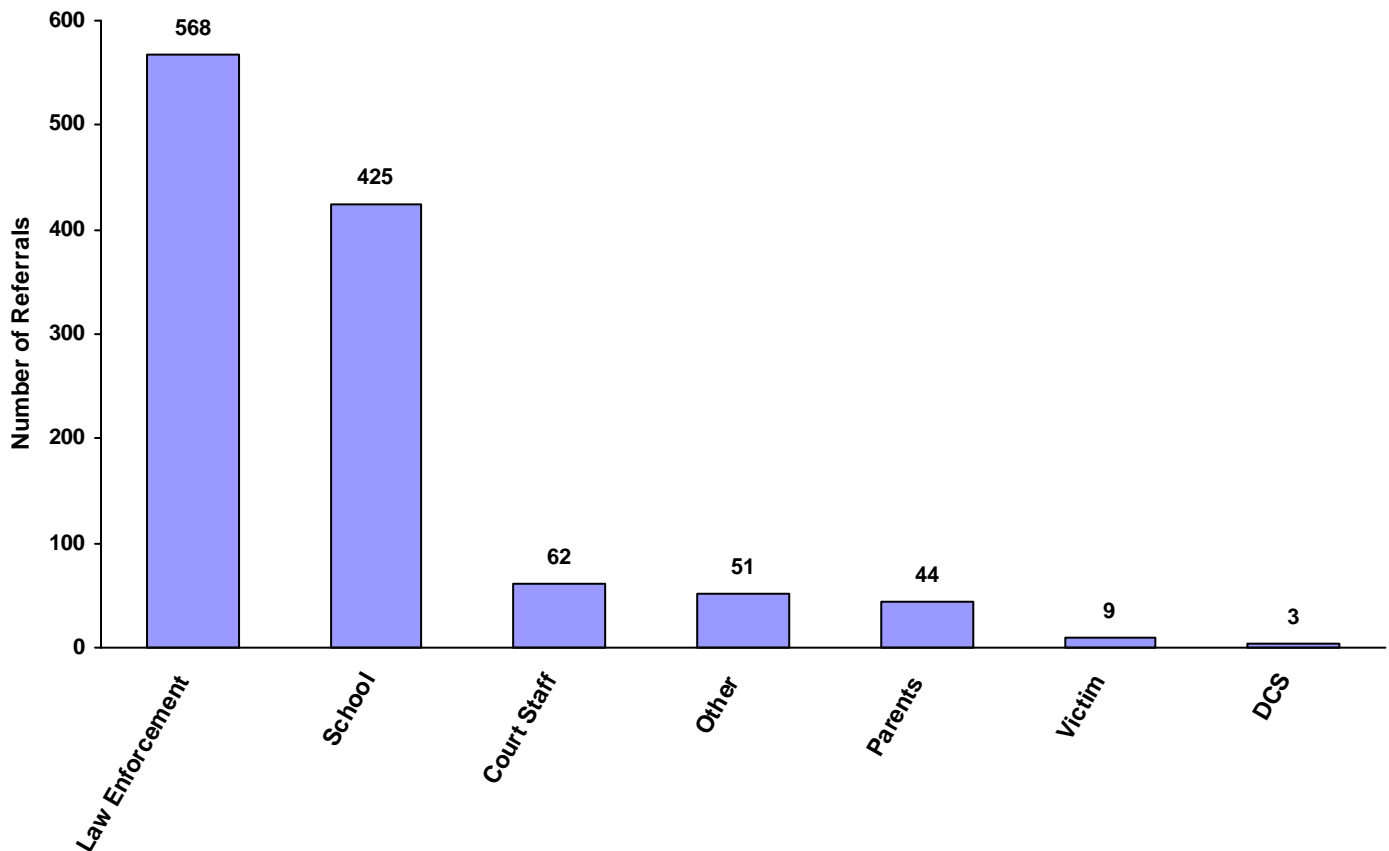
Sex	Race	Referral Type	Referral Reason	Total		
Male	White	Delinquent	1. Traffic	152		
			2. Violation of Probation	68		
			3. Assault	65		
			4. Possession of Controlled Substances	42		
		Status	1. Truancy	133		
			2. Possession of Tobacco Products	66		
			3. Unruly Behavior	23		
			4. Violation of Curfew	19		
		Dependency and Neglect	1. Dependency / Neglect	10		
Male	African American	Delinquent	1. Traffic	6		
			2. Possession of Controlled Substances	2		
			3. Theft of Property	2		
			4. Assault	1		
		Status	1. Truancy	2		
			2. Unruly Behavior	2		
			3. Violation of Curfew	1		
			4. In-State Runaway	1		
		Male	Other Race	Delinquent	1. Assault	2
					2. Possession of Tobacco Products	1
Status	1. In-State Runaway			2		
	3. Truancy			1		
Female	White	Delinquent	1. Traffic	63		
			2. Violation of Probation	45		
			3. Assault	27		
			4. Theft of Property	24		
		Status	1. Truancy	155		
			2. Unruly Behavior	23		
			3. In-State Runaway	9		
			4. Possession of Tobacco Products	6		
		Dependency and Neglect	1. Dependency / Neglect	5		
Female	African American	Delinquent	1. Violation of Probation	4		
			2. Possession/Consumption of Alcohol	1		
Female	Other Race	Delinquent	1. Assault	2		
			2. Possession of Controlled Substances	1		
			3. Traffic	1		
		Status	1. In-State Runaway	2		
			2. Truancy	1		
			3. Dependency / Neglect	1		

**TENNESSEE COUNCIL OF JUVENILE AND FAMILY COURT JUDGES
2008 LOUDON COUNTY JUVENILE COURT STATISTICAL DATA**

Source of Referrals by Race and Sex for CY 2008

	White Male	African American Male	Other Race Male	White Female	African American Female	Other Race Female	Unknown Race or Sex	Total	% of Total Referrals
Law Enforcement	394	10	2	156	1	5	0	568	48.88%
Parents	15	4	1	24	0	0	0	44	3.79%
Relatives	0	0	0	0	0	0	0	0	0.00%
Self	0	0	0	0	0	0	0	0	0.00%
School	240	3	3	177	0	2	0	425	36.57%
CSA	0	0	0	0	0	0	0	0	0.00%
DCS	3	0	0	0	0	0	0	3	0.26%
Other State Department	0	0	0	0	0	0	0	0	0.00%
District Attorney's Office	0	0	0	0	0	0	0	0	0.00%
Court Staff	33	0	0	25	4	0	0	62	5.34%
Social Agency	0	0	0	0	0	0	0	0	0.00%
Other Court	0	0	0	0	0	0	0	0	0.00%
Victim	3	0	0	6	0	0	0	9	0.77%
Child & Parent	0	0	0	0	0	0	0	0	0.00%
Hospital	0	0	0	0	0	0	0	0	0.00%
Unknown	0	0	0	0	0	0	0	0	0.00%
Other	30	1	0	19	0	1	0	51	4.39%
Totals	718	18	6	407	5	8	0	1,162	

Total Source of Referrals



**TENNESSEE COUNCIL OF JUVENILE AND FAMILY COURT JUDGES
2008 LOUDON COUNTY JUVENILE COURT STATISTICAL DATA**

Six Most Frequent Referral Reasons by Source, Race and Sex for CY 2008

	White Male	African American Male	Other Race Male	White Female	African American Female	Other Race Female	Unknown Race or Sex	Total
<u>Law Enforcement</u>								
1. Traffic	151	5	0	63	0	1	0	220
2. Possession of Controlled Substances	41	1	0	14	0	1	0	57
3. Possession / Consumption of Alcohol	37	0	0	14	1	0	0	52
4. Assault	29	1	1	12	0	1	0	44
5. Theft of Property	24	2	0	17	0	0	0	43
6. Violation of Probation	18	0	0	8	0	0	0	26
<u>Parents</u>								
1. Unruly Behavior	7	2	0	14	0	0	0	23
2. In-State Runaway	5	1	1	3	0	0	0	10
3. Dependency / Neglect	2	0	0	2	0	0	0	4
4. Theft of Property	0	0	0	3	0	0	0	3
5. Assault	0	0	0	1	0	0	0	1
6. Harassment	1	0	0	0	0	0	0	1
<u>Relatives</u>								
1. NO REFERRAL SUBMITTED	0	0	0	0	0	0	0	0
<u>Self</u>								
1. NO REFERRAL SUBMITTED	0	0	0	0	0	0	0	0
<u>School</u>								
1. Truancy	131	2	1	151	0	1	0	286
2. Possession of Tobacco Products	62	0	1	6	0	0	0	69
3. Assault	34	0	1	14	0	1	0	50
4. Unruly Behavior	8	0	0	4	0	0	0	12
5. Possession of Controlled Substances	1	1	0	1	0	0	0	3
6. Theft of Property	2	0	0	0	0	0	0	2
<u>Community Service Agencies</u>								
1. NO REFERRAL SUBMITTED	0	0	0	0	0	0	0	0
<u>Department of Children's Services</u>								
1. Violation of Probation	3	0	0	0	0	0	0	3
2. NO REFERRAL SUBMITTED	0	0	0	0	0	0	0	0
<u>Other State Department</u>								
1. NO REFERRAL SUBMITTED	0	0	0	0	0	0	0	0
<u>District Attorney's Office</u>								
1. NO REFERRAL SUBMITTED	0	0	0	0	0	0	0	0

**TENNESSEE COUNCIL OF JUVENILE AND FAMILY COURT JUDGES
2008 LOUDON COUNTY JUVENILE COURT STATISTICAL DATA**

Six Most Frequent Referral Reasons by Source, Race and Sex for CY 2008

	White Male	African American Male	Other Race Male	White Female	African American Female	Other Race Female	Unknown Race or Sex	Total
<u>Court Staff</u>								
1. Violation of Probation	24	0	0	22	4	0	0	50
2. Dependency / Neglect	3	0	0	1	0	0	0	4
3. Truancy	2	0	0	1	0	0	0	3
4. Violation of a Valid Court Order	1	0	0	1	0	0	0	2
5. Esp. Aggravated Robbery	1	0	0	0	0	0	0	1
6. In-State Runaway	1	0	0	0	0	0	0	1
<u>Social Agency</u>								
1. NO REFERRAL SUBMITTED	0	0	0	0	0	0	0	0
<u>Other Court</u>								
1. NO REFERRAL SUBMITTED	0	0	0	0	0	0	0	0
<u>Victim</u>								
1. Theft of Property	0	0	0	4	0	0	0	4
2. Harassment	1	0	0	2	0	0	0	3
3. Assault	2	0	0	0	0	0	0	2
4. NO REFERRAL SUBMITTED	0	0	0	0	0	0	0	0
<u>Child & Parent</u>								
1. NO REFERRAL SUBMITTED	0	0	0	0	0	0	0	0
<u>Hospital</u>								
1. NO REFERRAL SUBMITTED	0	0	0	0	0	0	0	0
<u>Unknown</u>								
1. NO REFERRAL SUBMITTED	0	0	0	0	0	0	0	0
<u>Other</u>								
1. Violation of Probation	23	0	0	15	0	0	0	38
2. Dependency / Neglect	5	0	0	1	0	1	0	7
3. Failure to Appear	0	0	0	1	0	0	0	1
4. In-State Runaway	1	0	0	0	0	0	0	1
5. Traffic	0	1	0	0	0	0	0	1
6. Truancy	0	0	0	1	0	0	0	1

**TENNESSEE COUNCIL OF JUVENILE AND FAMILY COURT JUDGES
2008 LOUDON COUNTY JUVENILE COURT STATISTICAL DATA**

Source of Referrals by Type of Offense, Race and Sex for CY 2008

	White Male	African American Male	Other Race Male	White Female	African American Female	Other Race Female	Unknown Race or Sex	Total
<u>Delinquent</u>								
Law Enforcement	360	9	1	140	1	3	0	514
School	39	1	1	16	0	1	0	58
Court Staff	26	0	0	22	4	0	0	52
Other	23	1	0	16	0	0	0	40
Victim	3	0	0	6	0	0	0	9
Parents	1	0	0	4	0	0	0	5
DCS	3	0	0	0	0	0	0	3
Child & Parent	0	0	0	0	0	0	0	0
CSA	0	0	0	0	0	0	0	0
District Attorney's Office	0	0	0	0	0	0	0	0
Hospital	0	0	0	0	0	0	0	0
Other Court	0	0	0	0	0	0	0	0
Other State Department	0	0	0	0	0	0	0	0
Relatives	0	0	0	0	0	0	0	0
Self	0	0	0	0	0	0	0	0
Social Agency	0	0	0	0	0	0	0	0
Unknown	0	0	0	0	0	0	0	0
Totals	455	11	2	204	5	4	0	681

<u>Status/Unruly</u>								
School	201	2	2	161	0	1	0	367
Law Enforcement	34	1	1	15	0	2	0	53
Parents	12	4	1	18	0	0	0	35
Court Staff	4	0	0	2	0	0	0	6
Other	2	0	0	2	0	0	0	4
Child & Parent	0	0	0	0	0	0	0	0
CSA	0	0	0	0	0	0	0	0
DCS	0	0	0	0	0	0	0	0
District Attorney's Office	0	0	0	0	0	0	0	0
Hospital	0	0	0	0	0	0	0	0
Other Court	0	0	0	0	0	0	0	0
Other State Department	0	0	0	0	0	0	0	0
Relatives	0	0	0	0	0	0	0	0
Self	0	0	0	0	0	0	0	0
Social Agency	0	0	0	0	0	0	0	0
Unknown	0	0	0	0	0	0	0	0
Victim	0	0	0	0	0	0	0	0
Totals	253	7	4	198	0	3	0	465

**TENNESSEE COUNCIL OF JUVENILE AND FAMILY COURT JUDGES
2008 LOUDON COUNTY JUVENILE COURT STATISTICAL DATA**

Source of Referrals by Type of Offense, Race and Sex for CY 2008

	White Male	African American Male	Other Race Male	White Female	African American Female	Other Race Female	Unknown Race or Sex	Total
<u>Dependency and Neglect</u>								
Other	5	0	0	1	0	1	0	7
Court Staff	3	0	0	1	0	0	0	4
Parents	2	0	0	2	0	0	0	4
Law Enforcement	0	0	0	1	0	0	0	1
Child & Parent	0	0	0	0	0	0	0	0
CSA	0	0	0	0	0	0	0	0
DCS	0	0	0	0	0	0	0	0
District Attorney's Office	0	0	0	0	0	0	0	0
Hospital	0	0	0	0	0	0	0	0
Other Court	0	0	0	0	0	0	0	0
Other State Department	0	0	0	0	0	0	0	0
Relatives	0	0	0	0	0	0	0	0
School	0	0	0	0	0	0	0	0
Self	0	0	0	0	0	0	0	0
Social Agency	0	0	0	0	0	0	0	0
Unknown	0	0	0	0	0	0	0	0
Victim	0	0	0	0	0	0	0	0
Totals	10	0	0	5	0	1	0	16

<u>Other Violations</u>								
Child & Parent	0	0	0	0	0	0	0	0
Court Staff	0	0	0	0	0	0	0	0
CSA	0	0	0	0	0	0	0	0
DCS	0	0	0	0	0	0	0	0
District Attorney's Office	0	0	0	0	0	0	0	0
Hospital	0	0	0	0	0	0	0	0
Law Enforcement	0	0	0	0	0	0	0	0
Other	0	0	0	0	0	0	0	0
Other Court	0	0	0	0	0	0	0	0
Other State Department	0	0	0	0	0	0	0	0
Parents	0	0	0	0	0	0	0	0
Relatives	0	0	0	0	0	0	0	0
School	0	0	0	0	0	0	0	0
Self	0	0	0	0	0	0	0	0
Social Agency	0	0	0	0	0	0	0	0
Unknown	0	0	0	0	0	0	0	0
Victim	0	0	0	0	0	0	0	0
Totals	0	0	0	0	0	0	0	0

**TENNESSEE COUNCIL OF JUVENILE AND FAMILY COURT JUDGES
2008 LOUDON COUNTY JUVENILE COURT STATISTICAL DATA**

Source of Referrals by Type of Offense, Race and Sex for CY 2008

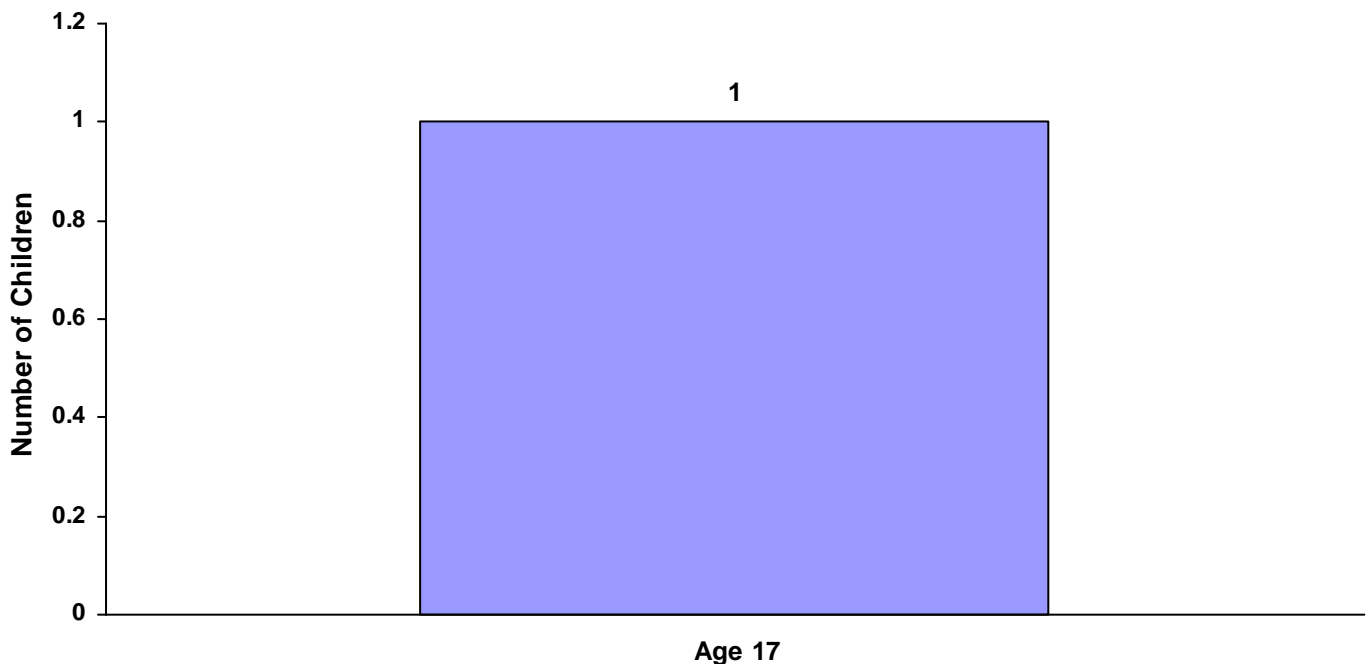
	White Male	African American Male	Other Race Male	White Female	African American Female	Other Race Female	Unknown Race or Sex	Total
<u>Special Proceedings</u>								
Child & Parent	0	0	0	0	0	0	0	0
Court Staff	0	0	0	0	0	0	0	0
CSA	0	0	0	0	0	0	0	0
DCS	0	0	0	0	0	0	0	0
District Attorney's Office	0	0	0	0	0	0	0	0
Hospital	0	0	0	0	0	0	0	0
Law Enforcement	0	0	0	0	0	0	0	0
Other	0	0	0	0	0	0	0	0
Other Court	0	0	0	0	0	0	0	0
Other State Department	0	0	0	0	0	0	0	0
Parents	0	0	0	0	0	0	0	0
Relatives	0	0	0	0	0	0	0	0
School	0	0	0	0	0	0	0	0
Self	0	0	0	0	0	0	0	0
Social Agency	0	0	0	0	0	0	0	0
Unknown	0	0	0	0	0	0	0	0
Victim	0	0	0	0	0	0	0	0
Totals	0	0	0	0	0	0	0	0
<u>Other</u>								
Child & Parent	0	0	0	0	0	0	0	0
Court Staff	0	0	0	0	0	0	0	0
CSA	0	0	0	0	0	0	0	0
DCS	0	0	0	0	0	0	0	0
District Attorney's Office	0	0	0	0	0	0	0	0
Hospital	0	0	0	0	0	0	0	0
Law Enforcement	0	0	0	0	0	0	0	0
Other	0	0	0	0	0	0	0	0
Other Court	0	0	0	0	0	0	0	0
Other State Department	0	0	0	0	0	0	0	0
Parents	0	0	0	0	0	0	0	0
Relatives	0	0	0	0	0	0	0	0
School	0	0	0	0	0	0	0	0
Self	0	0	0	0	0	0	0	0
Social Agency	0	0	0	0	0	0	0	0
Unknown	0	0	0	0	0	0	0	0
Victim	0	0	0	0	0	0	0	0
Totals	0	0	0	0	0	0	0	0
All Referral Source Totals	718	18	6	407	5	8	0	1,162

**TENNESSEE COUNCIL OF JUVENILE AND FAMILY COURT JUDGES
2008 LOUDON COUNTY JUVENILE COURT STATISTICAL DATA**

**Children Referred for Unlawful Carrying/Possession of a Weapon for CY 2008
Total Children = 693**

	White Male	African American Male	Other Race Male	White Female	African American Female	Other Race Female	Unknown Race or Sex	Total	% of All Children Referred
Age Under 1	0	0	0	0	0	0	0	0	0.00%
Age 1	0	0	0	0	0	0	0	0	0.00%
Age 2	0	0	0	0	0	0	0	0	0.00%
Age 3	0	0	0	0	0	0	0	0	0.00%
Age 4	0	0	0	0	0	0	0	0	0.00%
Age 5	0	0	0	0	0	0	0	0	0.00%
Age 6	0	0	0	0	0	0	0	0	0.00%
Age 7	0	0	0	0	0	0	0	0	0.00%
Age 8	0	0	0	0	0	0	0	0	0.00%
Age 9	0	0	0	0	0	0	0	0	0.00%
Age 10	0	0	0	0	0	0	0	0	0.00%
Age 11	0	0	0	0	0	0	0	0	0.00%
Age 12	0	0	0	0	0	0	0	0	0.00%
Age 13	0	0	0	0	0	0	0	0	0.00%
Age 14	0	0	0	0	0	0	0	0	0.00%
Age 15	0	0	0	0	0	0	0	0	0.00%
Age 16	0	0	0	0	0	0	0	0	0.00%
Age 17	1	0	0	0	0	0	0	1	0.14%
Age 18	0	0	0	0	0	0	0	0	0.00%
Age 19 and Over	0	0	0	0	0	0	0	0	0.00%
Totals	1	0	0	0	0	0	0	1	

Total Children Referred for Unlawfully Carrying/Possessing Weapons



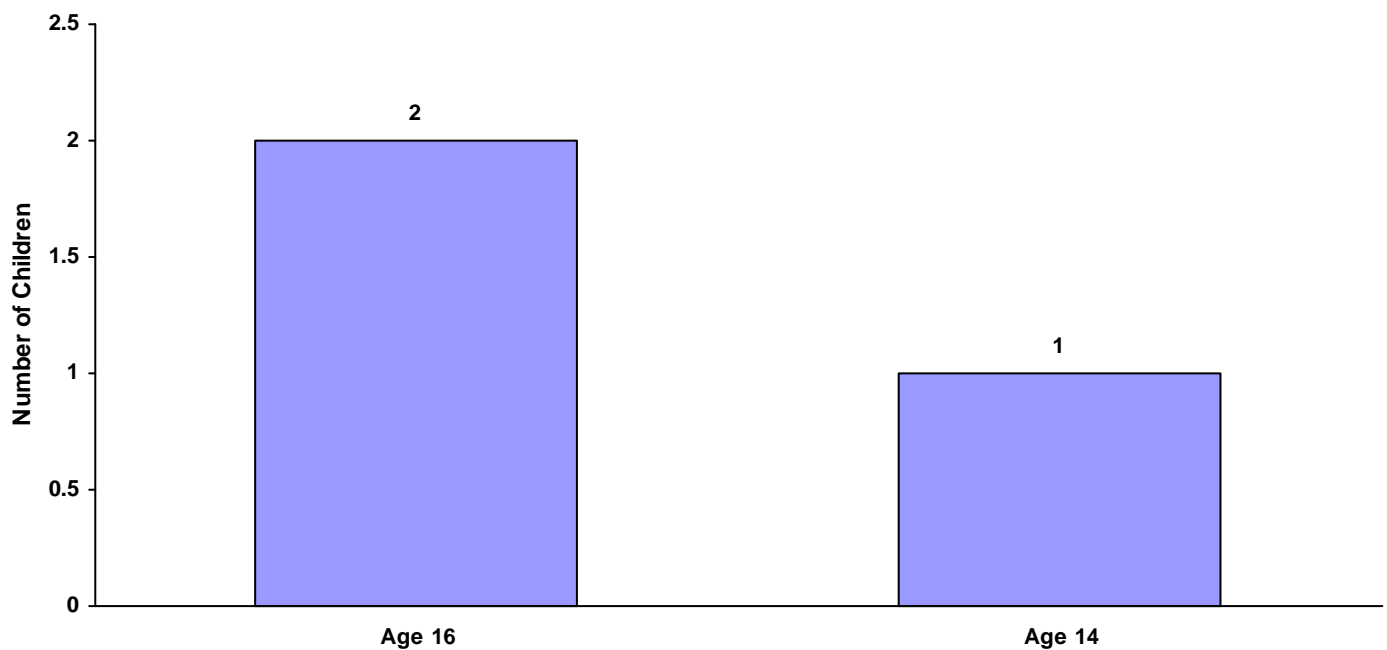
**TENNESSEE COUNCIL OF JUVENILE AND FAMILY COURT JUDGES
2008 LOUDON COUNTY JUVENILE COURT STATISTICAL DATA**

Children Referred for Carrying Weapons on School Property for CY 2008

Total Children = 693

	White Male	African American Male	Other Race Male	White Female	African American Female	Other Race Female	Unknown Race or Sex	Total	% of Children Referred
Age Under 1	0	0	0	0	0	0	0	0	0.00%
Age 1	0	0	0	0	0	0	0	0	0.00%
Age 2	0	0	0	0	0	0	0	0	0.00%
Age 3	0	0	0	0	0	0	0	0	0.00%
Age 4	0	0	0	0	0	0	0	0	0.00%
Age 5	0	0	0	0	0	0	0	0	0.00%
Age 6	0	0	0	0	0	0	0	0	0.00%
Age 7	0	0	0	0	0	0	0	0	0.00%
Age 8	0	0	0	0	0	0	0	0	0.00%
Age 9	0	0	0	0	0	0	0	0	0.00%
Age 10	0	0	0	0	0	0	0	0	0.00%
Age 11	0	0	0	0	0	0	0	0	0.00%
Age 12	0	0	0	0	0	0	0	0	0.00%
Age 13	0	0	0	0	0	0	0	0	0.00%
Age 14	1	0	0	0	0	0	0	1	0.14%
Age 15	0	0	0	0	0	0	0	0	0.00%
Age 16	1	0	0	1	0	0	0	2	0.29%
Age 17	0	0	0	0	0	0	0	0	0.00%
Age 18	0	0	0	0	0	0	0	0	0.00%
Age 19 and Over	0	0	0	0	0	0	0	0	0.00%
Totals	2	0	0	1	0	0	0	3	

Total Children Referred for Carrying Weapons on School Property

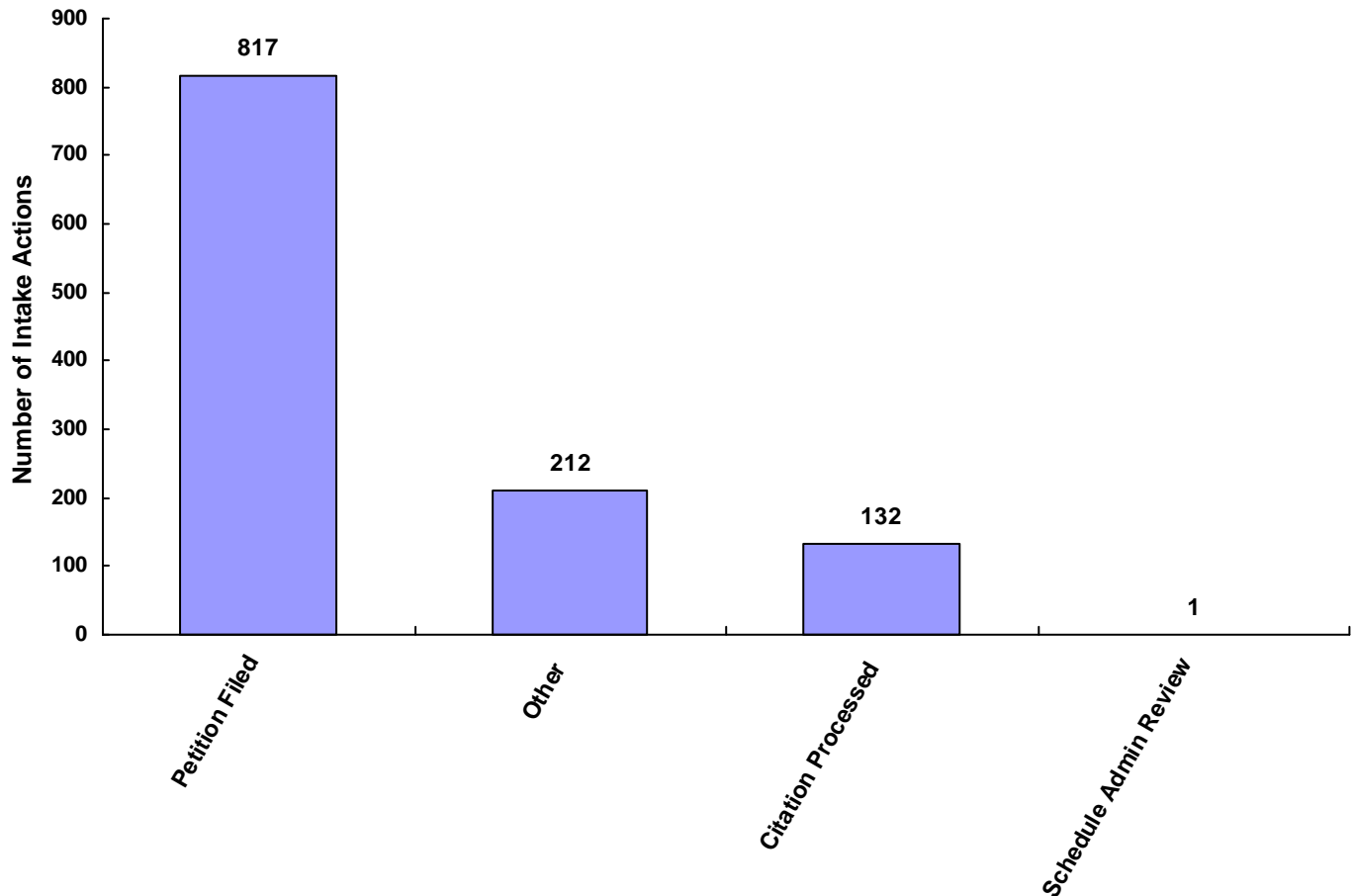


**TENNESSEE COUNCIL OF JUVENILE AND FAMILY COURT JUDGES
2008 LOUDON COUNTY JUVENILE COURT STATISTICAL DATA**

Intake Actions at Referral by Race and Sex for CY 2008

	White Male	African American Male	Other Race Male	White Female	African American Female	Other Race Female	Unknown Race or Sex	Total	% of Total Referrals
Petition Filed	512	14	4	274	5	8	0	817	70.31%
Motion Filed	0	0	0	0	0	0	0	0	0.00%
Citation Processed	97	2	2	31	0	0	0	132	11.36%
Paternity Processed Notice	0	0	0	0	0	0	0	0	0.00%
Schedule Judicial Review	0	0	0	0	0	0	0	0	0.00%
Schedule Admin Review	1	0	0	0	0	0	0	1	0.09%
Schedule Foster Care Review	0	0	0	0	0	0	0	0	0.00%
Unknown	0	0	0	0	0	0	0	0	0.00%
Does Not Apply	0	0	0	0	0	0	0	0	0.00%
Other	108	2	0	102	0	0	0	212	18.24%
Totals	718	18	6	407	5	8	0	1,162	

Total Intake Actions at Referral



**TENNESSEE COUNCIL OF JUVENILE AND FAMILY COURT JUDGES
2008 LOUDON COUNTY JUVENILE COURT STATISTICAL DATA**

Intake Actions of Referrals by Class of Offense, Race and Sex for CY 2008

	White Male	African American Male	Other Race Male	White Female	African American Female	Other Race Female	Unknown Race or Sex	Total
<u>Offenses Against Persons</u>								
Petition Filed	52	1	2	24	0	2	0	81
Citation Processed	17	0	0	2	0	0	0	19
Other	3	0	0	1	0	0	0	4
Scheduling of Administrative Review	1	0	0	0	0	0	0	1
Motion Filed	0	0	0	0	0	0	0	0
Notification of Paternity Processed	0	0	0	0	0	0	0	0
Scheduling of Judicial Review	0	0	0	0	0	0	0	0
Scheduling of Foster Care Review	0	0	0	0	0	0	0	0
Unknown	0	0	0	0	0	0	0	0
Does Not Apply	0	0	0	0	0	0	0	0
Totals	73	1	2	27	0	2	0	105

<u>Offenses Against Property</u>								
Petition Filed	48	2	0	26	0	0	0	76
Citation Processed	2	0	0	0	0	0	0	2
Motion Filed	0	0	0	0	0	0	0	0
Notification of Paternity Processed	0	0	0	0	0	0	0	0
Scheduling of Judicial Review	0	0	0	0	0	0	0	0
Scheduling of Administrative Review	0	0	0	0	0	0	0	0
Scheduling of Foster Care Review	0	0	0	0	0	0	0	0
Unknown	0	0	0	0	0	0	0	0
Does Not Apply	0	0	0	0	0	0	0	0
Other	0	0	0	0	0	0	0	0
Totals	50	2	0	26	0	0	0	78

<u>Illegal Conduct</u>								
Petition Filed	322	6	0	146	5	2	0	481
Citation Processed	10	2	0	5	0	0	0	17
Motion Filed	0	0	0	0	0	0	0	0
Notification of Paternity Processed	0	0	0	0	0	0	0	0
Scheduling of Judicial Review	0	0	0	0	0	0	0	0
Scheduling of Administrative Review	0	0	0	0	0	0	0	0
Scheduling of Foster Care Review	0	0	0	0	0	0	0	0
Unknown	0	0	0	0	0	0	0	0
Does Not Apply	0	0	0	0	0	0	0	0
Other	0	0	0	0	0	0	0	0
Totals	332	8	0	151	5	2	0	498

**TENNESSEE COUNCIL OF JUVENILE AND FAMILY COURT JUDGES
2008 LOUDON COUNTY JUVENILE COURT STATISTICAL DATA**

Intake Actions of Referrals by Class of Offense, Race and Sex for CY 2008

	White Male	African American Male	Other Race Male	White Female	African American Female	Other Race Female	Unknown Race or Sex	Total
<u>Status Offenses</u>								
Other	105	2	0	101	0	0	0	208
Petition Filed	80	5	2	73	0	3	0	163
Citation Processed	68	0	2	24	0	0	0	94
Motion Filed	0	0	0	0	0	0	0	0
Notification of Paternity Processed	0	0	0	0	0	0	0	0
Scheduling of Judicial Review	0	0	0	0	0	0	0	0
Scheduling of Administrative Review	0	0	0	0	0	0	0	0
Scheduling of Foster Care Review	0	0	0	0	0	0	0	0
Unknown	0	0	0	0	0	0	0	0
Does Not Apply	0	0	0	0	0	0	0	0
Totals	253	7	4	198	0	3	0	465

<u>Dependency/Neglect</u>								
Petition Filed	10	0	0	5	0	1	0	16
Motion Filed	0	0	0	0	0	0	0	0
Citation Processed	0	0	0	0	0	0	0	0
Notification of Paternity Processed	0	0	0	0	0	0	0	0
Scheduling of Judicial Review	0	0	0	0	0	0	0	0
Scheduling of Administrative Review	0	0	0	0	0	0	0	0
Scheduling of Foster Care Review	0	0	0	0	0	0	0	0
Unknown	0	0	0	0	0	0	0	0
Does Not Apply	0	0	0	0	0	0	0	0
Other	0	0	0	0	0	0	0	0
Totals	10	0	0	5	0	1	0	16

<u>Other Violation Proceedings</u>								
Petition Filed	0	0	0	0	0	0	0	0
Motion Filed	0	0	0	0	0	0	0	0
Citation Processed	0	0	0	0	0	0	0	0
Notification of Paternity Processed	0	0	0	0	0	0	0	0
Scheduling of Judicial Review	0	0	0	0	0	0	0	0
Scheduling of Administrative Review	0	0	0	0	0	0	0	0
Scheduling of Foster Care Review	0	0	0	0	0	0	0	0
Unknown	0	0	0	0	0	0	0	0
Does Not Apply	0	0	0	0	0	0	0	0
Other	0	0	0	0	0	0	0	0
Totals	0	0	0	0	0	0	0	0

**TENNESSEE COUNCIL OF JUVENILE AND FAMILY COURT JUDGES
2008 LOUDON COUNTY JUVENILE COURT STATISTICAL DATA**

Intake Actions of Referrals by Class of Offense, Race and Sex for CY 2008

	White Male	African American Male	Other Race Male	White Female	African American Female	Other Race Female	Unknown Race or Sex	Total
<u>Parentage</u>								
Petition Filed	0	0	0	0	0	0	0	0
Motion Filed	0	0	0	0	0	0	0	0
Citation Processed	0	0	0	0	0	0	0	0
Notification of Paternity Processed	0	0	0	0	0	0	0	0
Scheduling of Judicial Review	0	0	0	0	0	0	0	0
Scheduling of Administrative Review	0	0	0	0	0	0	0	0
Scheduling of Foster Care Review	0	0	0	0	0	0	0	0
Unknown	0	0	0	0	0	0	0	0
Does Not Apply	0	0	0	0	0	0	0	0
Other	0	0	0	0	0	0	0	0
Totals	0	0	0	0	0	0	0	0
<u>Special Proceedings</u>								
Petition Filed	0	0	0	0	0	0	0	0
Motion Filed	0	0	0	0	0	0	0	0
Citation Processed	0	0	0	0	0	0	0	0
Notification of Paternity Processed	0	0	0	0	0	0	0	0
Scheduling of Judicial Review	0	0	0	0	0	0	0	0
Scheduling of Administrative Review	0	0	0	0	0	0	0	0
Scheduling of Foster Care Review	0	0	0	0	0	0	0	0
Unknown	0	0	0	0	0	0	0	0
Does Not Apply	0	0	0	0	0	0	0	0
Other	0	0	0	0	0	0	0	0
Totals	0	0	0	0	0	0	0	0
<u>Other</u>								
Petition Filed	0	0	0	0	0	0	0	0
Motion Filed	0	0	0	0	0	0	0	0
Citation Processed	0	0	0	0	0	0	0	0
Notification of Paternity Processed	0	0	0	0	0	0	0	0
Scheduling of Judicial Review	0	0	0	0	0	0	0	0
Scheduling of Administrative Review	0	0	0	0	0	0	0	0
Scheduling of Foster Care Review	0	0	0	0	0	0	0	0
Unknown	0	0	0	0	0	0	0	0
Does Not Apply	0	0	0	0	0	0	0	0
Other	0	0	0	0	0	0	0	0
Totals	0	0	0	0	0	0	0	0
All Intake Action Totals	718	18	6	407	5	8	0	1,162

**TENNESSEE COUNCIL OF JUVENILE AND FAMILY COURT JUDGES
2008 LOUDON COUNTY JUVENILE COURT STATISTICAL DATA**

Detention Statistics at Referral by Individual Child by Race and Sex for CY 2008

	White Male	African American Male	Other Race Male	White Female	African American Female	Other Race Female	Unknown Race or Sex	Total	% of Total Children
Does Not Apply	309	4	2	232	1	1	0	549	79.22%
Juvenile Detention Facility	98	3	1	39	0	1	0	142	20.49%
Non-Secure Placement	1	0	0	1	0	0	0	2	0.29%
Jail - Complete Separation	0	0	0	0	0	0	0	0	0.00%
Jail - Partial Separation	0	0	0	0	0	0	0	0	0.00%
Jail - No Separation	0	0	0	0	0	0	0	0	0.00%
Psychiatric Hospital	0	0	0	0	0	0	0	0	0.00%
Unknown	0	0	0	0	0	0	0	0	0.00%
Other	0	0	0	0	0	0	0	0	0.00%
Totals	408	7	3	272	1	2	0	693	

Detention Statistics at Referral by Individual Case for CY 2008

	Cases	% of Total Cases
Does Not Apply	767	79.98%
Juvenile Detention Facility	190	19.81%
Non-Secure Placement	2	0.21%
Jail - Complete Separation	0	0.00%
Jail - Partial Separation	0	0.00%
Jail - No Separation	0	0.00%
Psychiatric Hospital	0	0.00%
Unknown	0	0.00%
Other	0	0.00%
	959	100.00%

Detention Statistics above are reported separately by Child and by Case. One child may have multiple cases.

Does Not Apply: Refers to cases not eligible for detention due to the type of Referral or the decision not to detain.

**TENNESSEE COUNCIL OF JUVENILE AND FAMILY COURT JUDGES
2008 LOUDON COUNTY JUVENILE COURT STATISTICAL DATA**

Placement after Secure Detention Hearing by Individual Child by Race and Sex for CY 2008

	White Male	African American Male	Other Race Male	White Female	African American Female	Other Race Female	Unknown Race or Sex	Total	% of Total Children
Does Not Apply	308	4	2	231	1	1	0	547	78.93%
Returned to Prior Living Arr	97	3	1	38	0	1	0	140	20.20%
Other	2	0	0	1	0	0	0	3	0.43%
Unknown	1	0	0	1	0	0	0	2	0.29%
Juvenile Detention Facility	0	0	0	1	0	0	0	1	0.14%
Jail	0	0	0	0	0	0	0	0	0.00%
Shelter / Group Home	0	0	0	0	0	0	0	0	0.00%
Foster Family Home	0	0	0	0	0	0	0	0	0.00%
Psychiatric Hospital	0	0	0	0	0	0	0	0	0.00%
Totals	408	7	3	272	1	2	0	693	

Placement after Secure Detention Hearing by Individual Case for CY 2008

	Cases	% of Total Cases
Does Not Apply	765	79.77%
Returned to Prior Living Arrangement	187	19.50%
Other	4	0.42%
Unknown	2	0.21%
Juvenile Detention Facility	1	0.10%
Jail	0	0.00%
Shelter / Group Home	0	0.00%
Foster Family Home	0	0.00%
Psychiatric Hospital	0	0.00%
	959	100.00%

Detention Statistics above are reported separately by Child and by Case. One child may have multiple cases.

Does Not Apply: Refers to cases not eligible for detention due to the type of Referral or the decision not to detain.

**TENNESSEE COUNCIL OF JUVENILE AND FAMILY COURT JUDGES
2008 LOUDON COUNTY JUVENILE COURT STATISTICAL DATA**

Dispositional Procedures for CY 2008

Procedures used to Dispose or Adjust all Referrals

	Number	% of All Referrals
Formally Adjudicated	462	39.76%
Informally Adjusted	577	49.66%
Transfer to Adult Court Hearings and Charges Cleared	0	0.00%
Otherwise Handled	123	10.59%
	1,162	100.00%

Referrals Disposed by Formal Adjudicatory Proceedings

	Number	% of All Referrals
Dismissed	0	0.00%
Retired / Nolle Prosequi	0	0.00%
Complaint Substantiated Delinquent	432	37.18%
Complaint Substantiated Status Offender	27	2.32%
Complaint Substantiated Dependent/Neglect	3	0.26%
Complaint Substantiated Abused	0	0.00%
Complaint Substantiated Mentally Ill	0	0.00%
	462	39.76%

Referrals Disposed by Other Actions

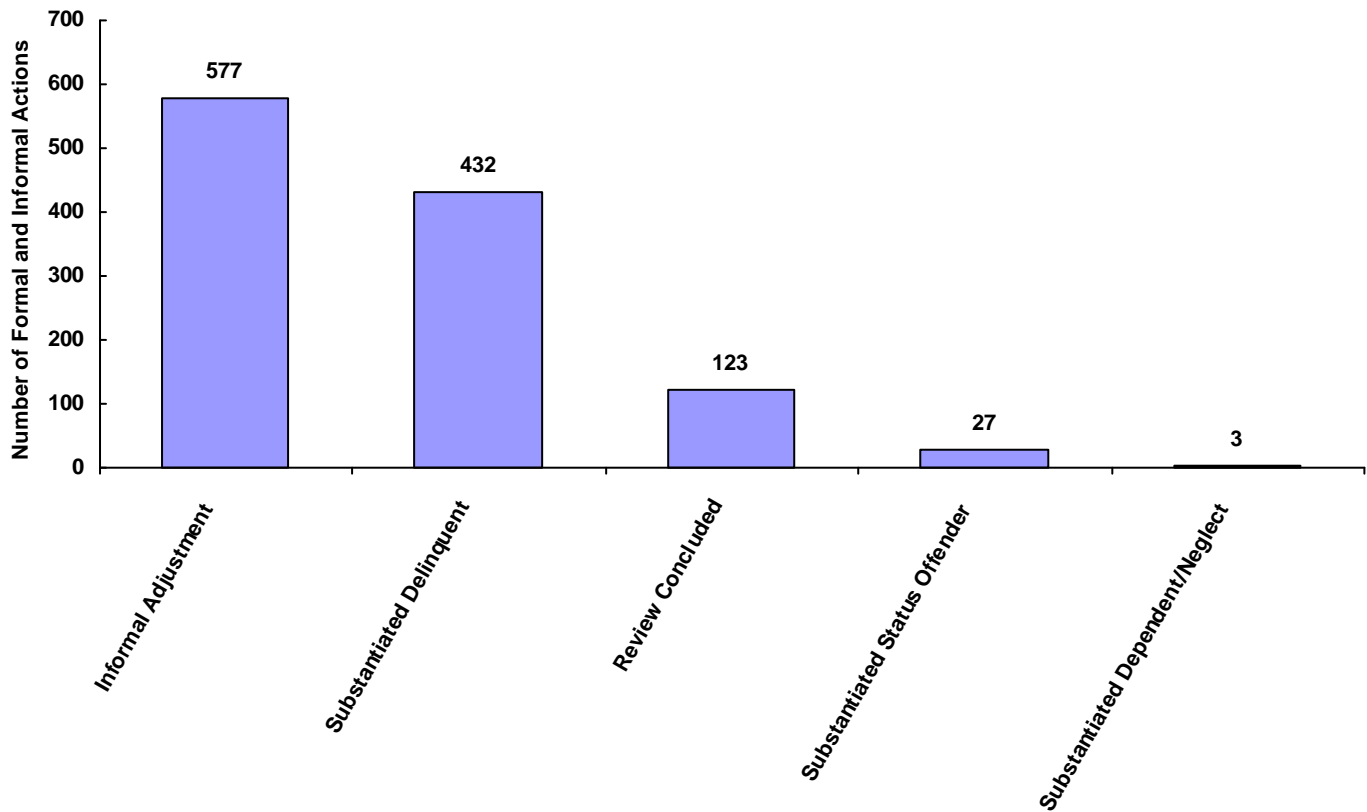
	Number	% of All Referrals
Informal Adjustment	577	49.66%
Transfer to Adult Court Hearing	0	0.00%
Charges Cleared by Transfer to Adult Court	0	0.00%
Pretrial Diversion	0	0.00%
Special Proceeding	0	0.00%
Review Concluded	123	10.59%
Case Held Open	0	0.00%
Other	0	0.00%
Unknown	0	0.00%
	700	60.25%

**TENNESSEE COUNCIL OF JUVENILE AND FAMILY COURT JUDGES
2008 LOUDON COUNTY JUVENILE COURT STATISTICAL DATA**

Formal and Informal Actions by Race and Sex for CY 2008

	White Male	African American Male	Other Race Male	White Female	African American Female	Other Race Female	Unknown Race or Sex	Total	% of Total Referrals
Dismissed	0	0	0	0	0	0	0	0	0.00%
Retired / Nolle Prosequi	0	0	0	0	0	0	0	0	0.00%
Substantiated Delinquent	274	14	2	135	1	6	0	432	37.18%
Substantiated Status Offender	13	0	1	12	0	1	0	27	2.32%
Substantiated Dependent/Neglect	2	0	0	1	0	0	0	3	0.26%
Substantiated Abused	0	0	0	0	0	0	0	0	0.00%
Substantiated Mentally Ill	0	0	0	0	0	0	0	0	0.00%
Informal Adjustment	351	4	3	218	0	1	0	577	49.66%
Pretrial Diversion	0	0	0	0	0	0	0	0	0.00%
Transfer to Adult Court Hearing	0	0	0	0	0	0	0	0	0.00%
Cleared by Transfer to Adult Court	0	0	0	0	0	0	0	0	0.00%
Special Proceeding	0	0	0	0	0	0	0	0	0.00%
Review Concluded	78	0	0	41	4	0	0	123	10.59%
Case Held Open	0	0	0	0	0	0	0	0	0.00%
Unknown	0	0	0	0	0	0	0	0	0.00%
Other	0	0	0	0	0	0	0	0	0.00%
Totals	718	18	6	407	5	8	0	1,162	

Total Formal and Informal Actions



**TENNESSEE COUNCIL OF JUVENILE AND FAMILY COURT JUDGES
2008 LOUDON COUNTY JUVENILE COURT STATISTICAL DATA**

Formal and Informal Actions by Type of Offense, Race and Sex for CY 2008

	White Male	African American Male	Other Race Male	White Female	African American Female	Other Race Female	Unknown Race or Sex	Total
<u>Delinquent</u>								
Complaint Substantiated Delinquent	225	9	2	91	1	4	0	332
Informal Adjustment	172	2	0	82	0	0	0	256
Review Concluded	57	0	0	28	4	0	0	89
Complaint Substantiated Status Offender	1	0	0	3	0	0	0	4
Dismissed	0	0	0	0	0	0	0	0
Retired / Nolle Prosequi	0	0	0	0	0	0	0	0
Complaint Substantiated Dependent/Neglect	0	0	0	0	0	0	0	0
Complaint Substantiated Abused	0	0	0	0	0	0	0	0
Complaint Substantiated Mentally Ill	0	0	0	0	0	0	0	0
Pretrial Diversion	0	0	0	0	0	0	0	0
Transfer to Adult Court Hearing	0	0	0	0	0	0	0	0
Charges Cleared by Transfer to Adult Court	0	0	0	0	0	0	0	0
Special Proceeding	0	0	0	0	0	0	0	0
Case Held Open	0	0	0	0	0	0	0	0
Unknown	0	0	0	0	0	0	0	0
Other	0	0	0	0	0	0	0	0
Totals	455	11	2	204	5	4	0	681

<u>Status</u>								
Informal Adjustment	179	2	3	136	0	1	0	321
Complaint Substantiated Delinquent	41	5	0	40	0	1	0	87
Review Concluded	21	0	0	13	0	0	0	34
Complaint Substantiated Status Offender	12	0	1	9	0	1	0	23
Dismissed	0	0	0	0	0	0	0	0
Retired / Nolle Prosequi	0	0	0	0	0	0	0	0
Complaint Substantiated Dependent/Neglect	0	0	0	0	0	0	0	0
Complaint Substantiated Abused	0	0	0	0	0	0	0	0
Complaint Substantiated Mentally Ill	0	0	0	0	0	0	0	0
Pretrial Diversion	0	0	0	0	0	0	0	0
Transfer to Adult Court Hearing	0	0	0	0	0	0	0	0
Charges Cleared by Transfer to Adult Court	0	0	0	0	0	0	0	0
Special Proceeding	0	0	0	0	0	0	0	0
Case Held Open	0	0	0	0	0	0	0	0
Unknown	0	0	0	0	0	0	0	0
Other	0	0	0	0	0	0	0	0
Totals	253	7	4	198	0	3	0	465

**TENNESSEE COUNCIL OF JUVENILE AND FAMILY COURT JUDGES
2008 LOUDON COUNTY JUVENILE COURT STATISTICAL DATA**

Formal and Informal Actions by Type of Offense, Race and Sex for CY 2008

	White Male	African American Male	Other Race Male	White Female	African American Female	Other Race Female	Unknown Race or Sex	Total
<u>Dependency and Neglect</u>								
Complaint Substantiated Delinquent	8	0	0	4	0	1	0	13
Complaint Substantiated Dependent/Neglect	2	0	0	1	0	0	0	3
Dismissed	0	0	0	0	0	0	0	0
Retired / Nolle Prosequi	0	0	0	0	0	0	0	0
Complaint Substantiated Status Offender	0	0	0	0	0	0	0	0
Complaint Substantiated Abused	0	0	0	0	0	0	0	0
Complaint Substantiated Mentally Ill	0	0	0	0	0	0	0	0
Informal Adjustment	0	0	0	0	0	0	0	0
Pretrial Diversion	0	0	0	0	0	0	0	0
Transfer to Adult Court Hearing	0	0	0	0	0	0	0	0
Charges Cleared by Transfer to Adult Court	0	0	0	0	0	0	0	0
Special Proceeding	0	0	0	0	0	0	0	0
Review Concluded	0	0	0	0	0	0	0	0
Case Held Open	0	0	0	0	0	0	0	0
Unknown	0	0	0	0	0	0	0	0
Other	0	0	0	0	0	0	0	0
Totals	10	0	0	5	0	1	0	16
<u>Other Violations</u>								
Dismissed	0	0	0	0	0	0	0	0
Retired / Nolle Prosequi	0	0	0	0	0	0	0	0
Complaint Substantiated Delinquent	0	0	0	0	0	0	0	0
Complaint Substantiated Status Offender	0	0	0	0	0	0	0	0
Complaint Substantiated Dependent/Neglect	0	0	0	0	0	0	0	0
Complaint Substantiated Abused	0	0	0	0	0	0	0	0
Complaint Substantiated Mentally Ill	0	0	0	0	0	0	0	0
Informal Adjustment	0	0	0	0	0	0	0	0
Pretrial Diversion	0	0	0	0	0	0	0	0
Transfer to Adult Court Hearing	0	0	0	0	0	0	0	0
Charges Cleared by Transfer to Adult Court	0	0	0	0	0	0	0	0
Special Proceeding	0	0	0	0	0	0	0	0
Review Concluded	0	0	0	0	0	0	0	0
Case Held Open	0	0	0	0	0	0	0	0
Unknown	0	0	0	0	0	0	0	0
Other	0	0	0	0	0	0	0	0
Totals	0	0	0	0	0	0	0	0

**TENNESSEE COUNCIL OF JUVENILE AND FAMILY COURT JUDGES
2008 LOUDON COUNTY JUVENILE COURT STATISTICAL DATA**

Formal and Informal Actions by Type of Offense, Race and Sex for CY 2008

	White Male	African American Male	Other Race Male	White Female	African American Female	Other Race Female	Unknown Race or Sex	Total
Special Proceedings								
Dismissed	0	0	0	0	0	0	0	0
Retired / Nolle Prosequi	0	0	0	0	0	0	0	0
Complaint Substantiated Delinquent	0	0	0	0	0	0	0	0
Complaint Substantiated Status Offender	0	0	0	0	0	0	0	0
Complaint Substantiated Dependent/Neglect	0	0	0	0	0	0	0	0
Complaint Substantiated Abused	0	0	0	0	0	0	0	0
Complaint Substantiated Mentally Ill	0	0	0	0	0	0	0	0
Informal Adjustment	0	0	0	0	0	0	0	0
Pretrial Diversion	0	0	0	0	0	0	0	0
Transfer to Adult Court Hearing	0	0	0	0	0	0	0	0
Charges Cleared by Transfer to Adult Court	0	0	0	0	0	0	0	0
Special Proceeding	0	0	0	0	0	0	0	0
Review Concluded	0	0	0	0	0	0	0	0
Case Held Open	0	0	0	0	0	0	0	0
Unknown	0	0	0	0	0	0	0	0
Other	0	0	0	0	0	0	0	0
Totals	0	0	0	0	0	0	0	0
Other								
Dismissed	0	0	0	0	0	0	0	0
Retired / Nolle Prosequi	0	0	0	0	0	0	0	0
Complaint Substantiated Delinquent	0	0	0	0	0	0	0	0
Complaint Substantiated Status Offender	0	0	0	0	0	0	0	0
Complaint Substantiated Dependent/Neglect	0	0	0	0	0	0	0	0
Complaint Substantiated Abused	0	0	0	0	0	0	0	0
Complaint Substantiated Mentally Ill	0	0	0	0	0	0	0	0
Informal Adjustment	0	0	0	0	0	0	0	0
Pretrial Diversion	0	0	0	0	0	0	0	0
Transfer to Adult Court Hearing	0	0	0	0	0	0	0	0
Charges Cleared by Transfer to Adult Court	0	0	0	0	0	0	0	0
Special Proceeding	0	0	0	0	0	0	0	0
Review Concluded	0	0	0	0	0	0	0	0
Case Held Open	0	0	0	0	0	0	0	0
Unknown	0	0	0	0	0	0	0	0
Other	0	0	0	0	0	0	0	0
Totals	0	0	0	0	0	0	0	0
All Action Totals	718	18	6	407	5	8	0	1,162

**TENNESSEE COUNCIL OF JUVENILE AND FAMILY COURT JUDGES
2008 LOUDON COUNTY JUVENILE COURT STATISTICAL DATA**

Formal and Informal Actions by Class of Referral, Race and Sex for CY 2008

	White Male	African American Male	Other Race Male	White Female	African American Female	Other Race Female	Unknown Race or Sex	Total
<u>Offenses Against Persons</u>								
Complaint Substantiated Delinquent	31	1	2	14	0	2	0	50
Informal Adjustment	30	0	0	13	0	0	0	43
Review Concluded	12	0	0	0	0	0	0	12
Dismissed	0	0	0	0	0	0	0	0
Retired / Nolle Prosequi	0	0	0	0	0	0	0	0
Complaint Substantiated Status Offender	0	0	0	0	0	0	0	0
Complaint Substantiated Dependent/Neglect	0	0	0	0	0	0	0	0
Complaint Substantiated Abused	0	0	0	0	0	0	0	0
Complaint Substantiated Mentally Ill	0	0	0	0	0	0	0	0
Pretrial Diversion	0	0	0	0	0	0	0	0
Transfer to Adult Court Hearing	0	0	0	0	0	0	0	0
Charges Cleared by Transfer to Adult Court	0	0	0	0	0	0	0	0
Special Proceeding	0	0	0	0	0	0	0	0
Case Held Open	0	0	0	0	0	0	0	0
Unknown	0	0	0	0	0	0	0	0
Other	0	0	0	0	0	0	0	0
Totals	73	1	2	27	0	2	0	105

<u>Offenses Against Property</u>								
Complaint Substantiated Delinquent	37	2	0	12	0	0	0	51
Informal Adjustment	12	0	0	8	0	0	0	20
Review Concluded	1	0	0	6	0	0	0	7
Dismissed	0	0	0	0	0	0	0	0
Retired / Nolle Prosequi	0	0	0	0	0	0	0	0
Complaint Substantiated Status Offender	0	0	0	0	0	0	0	0
Complaint Substantiated Dependent/Neglect	0	0	0	0	0	0	0	0
Complaint Substantiated Abused	0	0	0	0	0	0	0	0
Complaint Substantiated Mentally Ill	0	0	0	0	0	0	0	0
Pretrial Diversion	0	0	0	0	0	0	0	0
Transfer to Adult Court Hearing	0	0	0	0	0	0	0	0
Charges Cleared by Transfer to Adult Court	0	0	0	0	0	0	0	0
Special Proceeding	0	0	0	0	0	0	0	0
Case Held Open	0	0	0	0	0	0	0	0
Unknown	0	0	0	0	0	0	0	0
Other	0	0	0	0	0	0	0	0
Totals	50	2	0	26	0	0	0	78

**TENNESSEE COUNCIL OF JUVENILE AND FAMILY COURT JUDGES
2008 LOUDON COUNTY JUVENILE COURT STATISTICAL DATA**

Formal and Informal Actions by Class of Referral, Race and Sex for CY 2008

	White Male	African American Male	Other Race Male	White Female	African American Female	Other Race Female	Unknown Race or Sex	Total
<u>Illegal Conduct</u>								
Complaint Substantiated Delinquent	157	6	0	65	1	2	0	231
Informal Adjustment	130	2	0	61	0	0	0	193
Review Concluded	44	0	0	22	4	0	0	70
Complaint Substantiated Status Offender	1	0	0	3	0	0	0	4
Dismissed	0	0	0	0	0	0	0	0
Retired / Nolle Prosequi	0	0	0	0	0	0	0	0
Complaint Substantiated Dependent/Neglect	0	0	0	0	0	0	0	0
Complaint Substantiated Abused	0	0	0	0	0	0	0	0
Complaint Substantiated Mentally Ill	0	0	0	0	0	0	0	0
Pretrial Diversion	0	0	0	0	0	0	0	0
Transfer to Adult Court Hearing	0	0	0	0	0	0	0	0
Charges Cleared by Transfer to Adult Court	0	0	0	0	0	0	0	0
Special Proceeding	0	0	0	0	0	0	0	0
Case Held Open	0	0	0	0	0	0	0	0
Unknown	0	0	0	0	0	0	0	0
Other	0	0	0	0	0	0	0	0
Totals	332	8	0	151	5	2	0	498

Status Offenses

Informal Adjustment	179	2	3	136	0	1	0	321
Complaint Substantiated Delinquent	41	5	0	40	0	1	0	87
Review Concluded	21	0	0	13	0	0	0	34
Complaint Substantiated Status Offender	12	0	1	9	0	1	0	23
Dismissed	0	0	0	0	0	0	0	0
Retired / Nolle Prosequi	0	0	0	0	0	0	0	0
Complaint Substantiated Dependent/Neglect	0	0	0	0	0	0	0	0
Complaint Substantiated Abused	0	0	0	0	0	0	0	0
Complaint Substantiated Mentally Ill	0	0	0	0	0	0	0	0
Pretrial Diversion	0	0	0	0	0	0	0	0
Transfer to Adult Court Hearing	0	0	0	0	0	0	0	0
Charges Cleared by Transfer to Adult Court	0	0	0	0	0	0	0	0
Special Proceeding	0	0	0	0	0	0	0	0
Case Held Open	0	0	0	0	0	0	0	0
Unknown	0	0	0	0	0	0	0	0
Other	0	0	0	0	0	0	0	0
Totals	253	7	4	198	0	3	0	465

**TENNESSEE COUNCIL OF JUVENILE AND FAMILY COURT JUDGES
2008 LOUDON COUNTY JUVENILE COURT STATISTICAL DATA**

Formal and Informal Actions by Class of Referral, Race and Sex for CY 2008

	White Male	African American Male	Other Race Male	White Female	African American Female	Other Race Female	Unknown Race or Sex	Total
<u>Dependency/Neglect</u>								
Complaint Substantiated Delinquent	8	0	0	4	0	1	0	13
Complaint Substantiated Dependent/Neglect	2	0	0	1	0	0	0	3
Dismissed	0	0	0	0	0	0	0	0
Retired / Nolle Prosequi	0	0	0	0	0	0	0	0
Complaint Substantiated Status Offender	0	0	0	0	0	0	0	0
Complaint Substantiated Abused	0	0	0	0	0	0	0	0
Complaint Substantiated Mentally Ill	0	0	0	0	0	0	0	0
Informal Adjustment	0	0	0	0	0	0	0	0
Pretrial Diversion	0	0	0	0	0	0	0	0
Transfer to Adult Court Hearing	0	0	0	0	0	0	0	0
Charges Cleared by Transfer to Adult Court	0	0	0	0	0	0	0	0
Special Proceeding	0	0	0	0	0	0	0	0
Review Concluded	0	0	0	0	0	0	0	0
Case Held Open	0	0	0	0	0	0	0	0
Unknown	0	0	0	0	0	0	0	0
Other	0	0	0	0	0	0	0	0
Totals	10	0	0	5	0	1	0	16

Other Violation Proceedings

Dismissed	0	0	0	0	0	0	0	0
Retired / Nolle Prosequi	0	0	0	0	0	0	0	0
Complaint Substantiated Delinquent	0	0	0	0	0	0	0	0
Complaint Substantiated Status Offender	0	0	0	0	0	0	0	0
Complaint Substantiated Dependent/Neglect	0	0	0	0	0	0	0	0
Complaint Substantiated Abused	0	0	0	0	0	0	0	0
Complaint Substantiated Mentally Ill	0	0	0	0	0	0	0	0
Informal Adjustment	0	0	0	0	0	0	0	0
Pretrial Diversion	0	0	0	0	0	0	0	0
Transfer to Adult Court Hearing	0	0	0	0	0	0	0	0
Charges Cleared by Transfer to Adult Court	0	0	0	0	0	0	0	0
Special Proceeding	0	0	0	0	0	0	0	0
Review Concluded	0	0	0	0	0	0	0	0
Case Held Open	0	0	0	0	0	0	0	0
Unknown	0	0	0	0	0	0	0	0
Other	0	0	0	0	0	0	0	0
Totals	0	0	0	0	0	0	0	0

**TENNESSEE COUNCIL OF JUVENILE AND FAMILY COURT JUDGES
2008 LOUDON COUNTY JUVENILE COURT STATISTICAL DATA**

Formal and Informal Actions by Class of Referral, Race and Sex for CY 2008

	White Male	African American Male	Other Race Male	White Female	African American Female	Other Race Female	Unknown Race or Sex	Total
<u>Parentage</u>								
Dismissed	0	0	0	0	0	0	0	0
Retired / Nolle Prosequi	0	0	0	0	0	0	0	0
Complaint Substantiated Delinquent	0	0	0	0	0	0	0	0
Complaint Substantiated Status Offender	0	0	0	0	0	0	0	0
Complaint Substantiated Dependent/Neglect	0	0	0	0	0	0	0	0
Complaint Substantiated Abused	0	0	0	0	0	0	0	0
Complaint Substantiated Mentally Ill	0	0	0	0	0	0	0	0
Informal Adjustment	0	0	0	0	0	0	0	0
Pretrial Diversion	0	0	0	0	0	0	0	0
Transfer to Adult Court Hearing	0	0	0	0	0	0	0	0
Charges Cleared by Transfer to Adult Court	0	0	0	0	0	0	0	0
Special Proceeding	0	0	0	0	0	0	0	0
Review Concluded	0	0	0	0	0	0	0	0
Case Held Open	0	0	0	0	0	0	0	0
Unknown	0	0	0	0	0	0	0	0
Other	0	0	0	0	0	0	0	0
Totals	0	0	0	0	0	0	0	0

<u>Special Proceedings</u>								
Dismissed	0	0	0	0	0	0	0	0
Retired / Nolle Prosequi	0	0	0	0	0	0	0	0
Complaint Substantiated Delinquent	0	0	0	0	0	0	0	0
Complaint Substantiated Status Offender	0	0	0	0	0	0	0	0
Complaint Substantiated Dependent/Neglect	0	0	0	0	0	0	0	0
Complaint Substantiated Abused	0	0	0	0	0	0	0	0
Complaint Substantiated Mentally Ill	0	0	0	0	0	0	0	0
Informal Adjustment	0	0	0	0	0	0	0	0
Pretrial Diversion	0	0	0	0	0	0	0	0
Transfer to Adult Court Hearing	0	0	0	0	0	0	0	0
Charges Cleared by Transfer to Adult Court	0	0	0	0	0	0	0	0
Special Proceeding	0	0	0	0	0	0	0	0
Review Concluded	0	0	0	0	0	0	0	0
Case Held Open	0	0	0	0	0	0	0	0
Unknown	0	0	0	0	0	0	0	0
Other	0	0	0	0	0	0	0	0
Totals	0	0	0	0	0	0	0	0

**TENNESSEE COUNCIL OF JUVENILE AND FAMILY COURT JUDGES
2008 LOUDON COUNTY JUVENILE COURT STATISTICAL DATA**

Formal and Informal Actions by Class of Referral, Race and Sex for CY 2008

	White Male	African American Male	Other Race Male	White Female	African American Female	Other Race Female	Unknown Race or Sex	Total
<u>Other</u>								
Dismissed	0	0	0	0	0	0	0	0
Retired / Nolle Prosequi	0	0	0	0	0	0	0	0
Complaint Substantiated Delinquent	0	0	0	0	0	0	0	0
Complaint Substantiated Status Offender	0	0	0	0	0	0	0	0
Complaint Substantiated Dependent/Neglect	0	0	0	0	0	0	0	0
Complaint Substantiated Abused	0	0	0	0	0	0	0	0
Complaint Substantiated Mentally Ill	0	0	0	0	0	0	0	0
Informal Adjustment	0	0	0	0	0	0	0	0
Pretrial Diversion	0	0	0	0	0	0	0	0
Transfer to Adult Court Hearing	0	0	0	0	0	0	0	0
Charges Cleared by Transfer to Adult Court	0	0	0	0	0	0	0	0
Special Proceeding	0	0	0	0	0	0	0	0
Review Concluded	0	0	0	0	0	0	0	0
Case Held Open	0	0	0	0	0	0	0	0
Unknown	0	0	0	0	0	0	0	0
Other	0	0	0	0	0	0	0	0
Totals	0	0	0	0	0	0	0	0
<hr/>								
All Action Totals	718	18	6	407	5	8	0	1,162

**TENNESSEE COUNCIL OF JUVENILE AND FAMILY COURT JUDGES
2008 LOUDON COUNTY JUVENILE COURT STATISTICAL DATA**

Children Transferred to Adult Court by Age at Disposition Date, Race and Sex for CY 2008

Total Children = 693

	White Male	African American Male	Other Race Male	White Female	African American Female	Other Race Female	Unknown Race or Sex	Total	% of All Children Referred
Age Under 1	0	0	0	0	0	0	0	0	0.00%
Age 1	0	0	0	0	0	0	0	0	0.00%
Age 2	0	0	0	0	0	0	0	0	0.00%
Age 3	0	0	0	0	0	0	0	0	0.00%
Age 4	0	0	0	0	0	0	0	0	0.00%
Age 5	0	0	0	0	0	0	0	0	0.00%
Age 6	0	0	0	0	0	0	0	0	0.00%
Age 7	0	0	0	0	0	0	0	0	0.00%
Age 8	0	0	0	0	0	0	0	0	0.00%
Age 9	0	0	0	0	0	0	0	0	0.00%
Age 10	0	0	0	0	0	0	0	0	0.00%
Age 11	0	0	0	0	0	0	0	0	0.00%
Age 12	0	0	0	0	0	0	0	0	0.00%
Age 13	0	0	0	0	0	0	0	0	0.00%
Age 14	0	0	0	0	0	0	0	0	0.00%
Age 15	0	0	0	0	0	0	0	0	0.00%
Age 16	0	0	0	0	0	0	0	0	0.00%
Age 17	0	0	0	0	0	0	0	0	0.00%
Age 18	0	0	0	0	0	0	0	0	0.00%
Age 19 and Over	0	0	0	0	0	0	0	0	0.00%
Totals	0	0	0	0	0	0	0	0	

Total Children Transferred to Adult Court

**TENNESSEE COUNCIL OF JUVENILE AND FAMILY COURT JUDGES
2008 LOUDON COUNTY JUVENILE COURT STATISTICAL DATA**

Outcomes by Type Of Disposition, Race and Sex for CY 2008

	White Male	African American Male	Other Race Male	White Female	African American Female	Other Race Female	Unknown Race or Sex	Total
General Action Codes								
Warned / Counseled	180	4	1	165	0	0	0	350
Supervision / Probation to Juvenile Court	195	3	2	120	0	1	0	321
Public Service	206	1	2	65	0	1	0	275
Fine	102	0	1	42	0	0	0	145
Referred for Mental Health Counseling	77	1	1	52	0	1	0	132
Referred to Defensive Driving School	78	2	0	44	0	0	0	124
Referred for Alcohol and Drug Counseling	53	0	0	22	0	1	0	76
Driver's License Held Informally	47	1	0	16	0	1	0	65
Case Dismissed	33	1	1	24	1	3	0	63
Restitution	30	2	1	13	0	0	0	46
Dismissed from Informal Adjustment	32	0	0	8	0	0	0	40
Released from Probation	20	0	0	14	1	0	0	35
Referred to Private Child Agency	13	1	0	8	0	0	0	22
No Contact Order	13	0	0	5	0	1	0	19
Referral to Juvenile Court Educ-Based Pgm	2	0	0	2	0	0	0	4
Referral to Another Entity for Superv/Servc	1	0	0	2	0	0	0	3
Referred to Alcohol Safety School	2	0	0	1	0	0	0	3
Held Open For Review	1	0	0	0	0	0	0	1
Probation to Parents	1	0	0	0	0	0	0	1
Placement with City/Cnty Agcy/Facility	0	0	0	1	0	0	0	1
Runaway Returned	1	0	0	0	0	0	0	1
Case Retired or Nolle Prosequi	0	0	0	0	0	0	0	0
Referred to Alternative School	0	0	0	0	0	0	0	0
Voluntary Placement with DMHMR	0	0	0	0	0	0	0	0
Private Mental Health Placement	0	0	0	0	0	0	0	0
Private MR Placement	0	0	0	0	0	0	0	0
Placement with Relative / Other Individual	0	0	0	0	0	0	0	0
Injunction Other than No Contact Order	0	0	0	0	0	0	0	0
House Arrest	0	0	0	0	0	0	0	0
Court Defined Curfew	0	0	0	0	0	0	0	0
Dismissed from Pretrial Diversion	0	0	0	0	0	0	0	0
Totals	1,087	16	9	604	2	9	0	1,727

**TENNESSEE COUNCIL OF JUVENILE AND FAMILY COURT JUDGES
2008 LOUDON COUNTY JUVENILE COURT STATISTICAL DATA**

Outcomes by Type Of Disposition, Race and Sex for CY 2008

	White Male	African American Male	Other Race Male	White Female	African American Female	Other Race Female	Unknown Race or Sex	Total
Formal Action Codes								
DCS Commitment - Custody	17	1	0	8	0	1	0	27
Transfer to Another Juvenile Court for Dispo	5	0	0	1	0	0	0	6
DCS Commitment - Suspended	2	1	0	0	0	0	0	3
DCS Commitment - Determinate	2	0	0	0	0	0	0	2
Transferred to Adult Court	0	0	0	0	0	0	0	0
DMHMR Involuntary Commitment	0	0	0	0	0	0	0	0
DCS Intensive Probation	0	0	0	0	0	0	0	0
Other Intensive Probation	0	0	0	0	0	0	0	0
DCS Probation	0	0	0	0	0	0	0	0
Placed Under a Valid Court Order	0	0	0	0	0	0	0	0
Supervision by DCS	0	0	0	0	0	0	0	0
Parental Rights Terminated	0	0	0	0	0	0	0	0
Parental Rights Not Terminated	0	0	0	0	0	0	0	0
Totals	26	2	0	9	0	1	0	38

Special Proceedings

Court Costs	304	5	3	171	0	4	0	487
Order of Reference to DCS	0	0	0	0	0	0	0	0
Foster Care Terminated	0	0	0	0	0	0	0	0
Foster Care Continued	0	0	0	0	0	0	0	0
Custody Changed	0	0	0	0	0	0	0	0
Custody Unchanged	0	0	0	0	0	0	0	0
Visitation Changed	0	0	0	0	0	0	0	0
Visitation Unchanged	0	0	0	0	0	0	0	0
Voluntary Acknowledgement of Paternity	0	0	0	0	0	0	0	0
Paternity Determined / Child Legitimated	0	0	0	0	0	0	0	0
Paternity Not Determ/Child Not Legitimated	0	0	0	0	0	0	0	0
Child Support Granted	0	0	0	0	0	0	0	0
Child Support Amended	0	0	0	0	0	0	0	0
Child Support Denied	0	0	0	0	0	0	0	0
Child Support Terminated	0	0	0	0	0	0	0	0
Request for Medical Treatment Granted	0	0	0	0	0	0	0	0
Request for Medical Treatment Denied	0	0	0	0	0	0	0	0
Consent to Marry Granted	0	0	0	0	0	0	0	0
Consent to Marry Denied	0	0	0	0	0	0	0	0
Totals	304	5	3	171	0	4	0	487

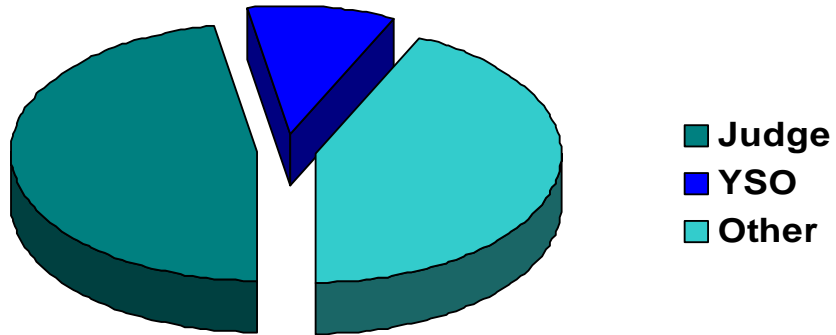
Other Outcome Codes

Other	8	0	0	2	0	0	0	10
Totals	8	0	0	2	0	0	0	10

All Outcome Totals	1,425	23	12	786	2	14	0	2,262
---------------------------	--------------	-----------	-----------	------------	----------	-----------	----------	--------------

**TENNESSEE COUNCIL OF JUVENILE AND FAMILY COURT JUDGES
2008 LOUDON COUNTY JUVENILE COURT STATISTICAL DATA**

Breakdown of Referrals by Court Personnel Executing the Action in CY 2008



	Referrals	% of Referrals
Judge	548	47.16%
Referee	0	0.00%
YSO	113	9.72%
Other	501	43.12%
Total	1,162	100.00%