

2008

State of Tennessee

Annual Juvenile Court Statistical Report

Maury County Breakdown

TABLE OF CONTENTS

Report Numbers Listed Below are shown at the Bottom of each Report, followed by the Report Page Number

	Report Number
Juvenile Court Referral Process	
Chart – The Juvenile Court Referral Process	1
Chart – Delinquent, Dependent/Neglect/Abuse, and Status/Unruly Referrals	2
Chart – Referrals by Type of Offense	3
Chart – Referrals for Status/Unruly Offenses	4
Children and Referral Counts by Race and Sex	
Table – Children with Delinquent Referrals by Race and Sex	5
Table – Children with Status/Unruly Referrals by Race and Sex	5
Table – Children with Dependency/Neglect/Abuse Allegations by Race and Sex	5
Table – Referrals Delinquent Referrals by Race and Sex	6
Table – Referrals Status/Unruly Referrals by Race and Sex	6
Table – Referrals Dependency/Neglect/Abuse Allegations by Race and Sex	6
Table/Chart – Referrals by Age Group, Race and Sex	7
Table/Chart – Children Referred by Age, Race and Sex	8
Table/Chart – Children Referred by Race and Sex	9
Table/Chart – Children of Hispanic Origin by Race and Sex	10
Table – Referrals by Type of Offense, Age Group, Race and Sex	11
Living Arrangement of the Child at Time of Referral	
Table/Chart – Living Arrangement at Time of Referral by Race and Sex	12
School Status of Individual Children at Time of Referral to Juvenile Court	
Table – Last Grade Completed by Children by Race and Sex	13
Table – Children Enrolled in School	13
Table – Children Enrolled in Special Education	13
Referral Information by Race, Sex and Class of Referral/Offense	
Table/Chart – Class of Referrals by Race and Sex	14
Table - Referrals by Class and Type of Offense by Race and Sex	15
Referral Reasons by Type, Race and Sex	
Table – Referral Reasons by Type of Offense, Race and Sex	16
Table – Top 4 Referral Reasons by Sex and Race	17
Table – Top 4 Referral Reasons by Sex, Race and Type of Offense	18
Source of Referrals to the Juvenile Court	
Table – Source of Referrals by Race and Sex	19
Table – Six Most Frequent Referral Reasons by Source, Race and Sex	20
Table – Source of Referrals by Type of Offense, Race and Sex	21
Children Referred with Weapons Charges	
Table/Chart – Children Referred for Unlawful Carrying/Possession of a Weapon by Age, Race and Sex	22
Table/Chart – Children Referred for Carrying Weapons on School Property	23
Intake Actions at Referral	
Table/Chart – Intake Actions at Referral by Race and Sex	24
Table/Chart – Intake Actions of Referrals by Class of Offense, Race and Sex	25

TABLE OF CONTENTS


Report Numbers Listed Below are shown at the Bottom of each Report, followed by the Report Page Number

	Report Number
Detention Statistics at Referral	
Table – Detention Statistics at Referral by Individual Child by Race and Sex	26
Table – Detention Statistics at Referral by Individual Case	26
Table – Placement After Secure Detention Hearing by Individual Child by Race and Sex	27
Table – Placement After Secure Detention Hearing by Individual Case	27
Dispositional Procedures	
Table – Procedures used to Dispose or Adjust All Referrals	28
Table – Referrals Disposed by Formal Adjudicatory Proceedings	28
Table – Referrals Disposed by Other Actions	28
Formal and Informal Actions	
Table/Chart – Formal and Informal Actions by Race and Sex	29
Table – Formal and Informal Actions by Type of Offense, Race and Sex	30
Table – Formal and Informal Actions by Class of Referral, Race and Sex	31
Children Transferred to Adult Court	
Table/Chart – Children Transferred to Adult Court by Age, Race and Sex	32
Outcomes by Type of Disposition	
Table – Outcomes by Type of Disposition, Race and Sex	33
Juvenile Court Referrals Disposed County-Wide Based on Number of Referrals	
Table/Chart – Breakdown of Referrals by Court Personnel Executing the Action	34

**TENNESSEE COUNCIL OF JUVENILE AND FAMILY COURT JUDGES
2008 MAURY COUNTY JUVENILE COURT STATISTICAL DATA**

The Juvenile Court Referral Process for CY 2008

Delinquent 884	Status 439	Dependency and Neglect 194	Other Violations 0	Special Proceedings 1	Parentage 82	Other 46
--------------------------	----------------------	--------------------------------------	------------------------------	---------------------------------	------------------------	--------------------



Parents, Victims, School, Relatives, State Dept, etc.
578

Law Enforcement
1,068

Pretrial Diversion, Informal Adjustment
8

Court Actions
1,646

Transfer to Adult Court Hearing
18

Charges Cleared By Transfer to Adult Court
2

Special Proceeding
58

Review Concluded
1

Case Held Open
37

Other
312

Formal Adjudications
1,210

Juvenile Court System Outcomes / Dispositions
2,633

Formal
254

General
1,320

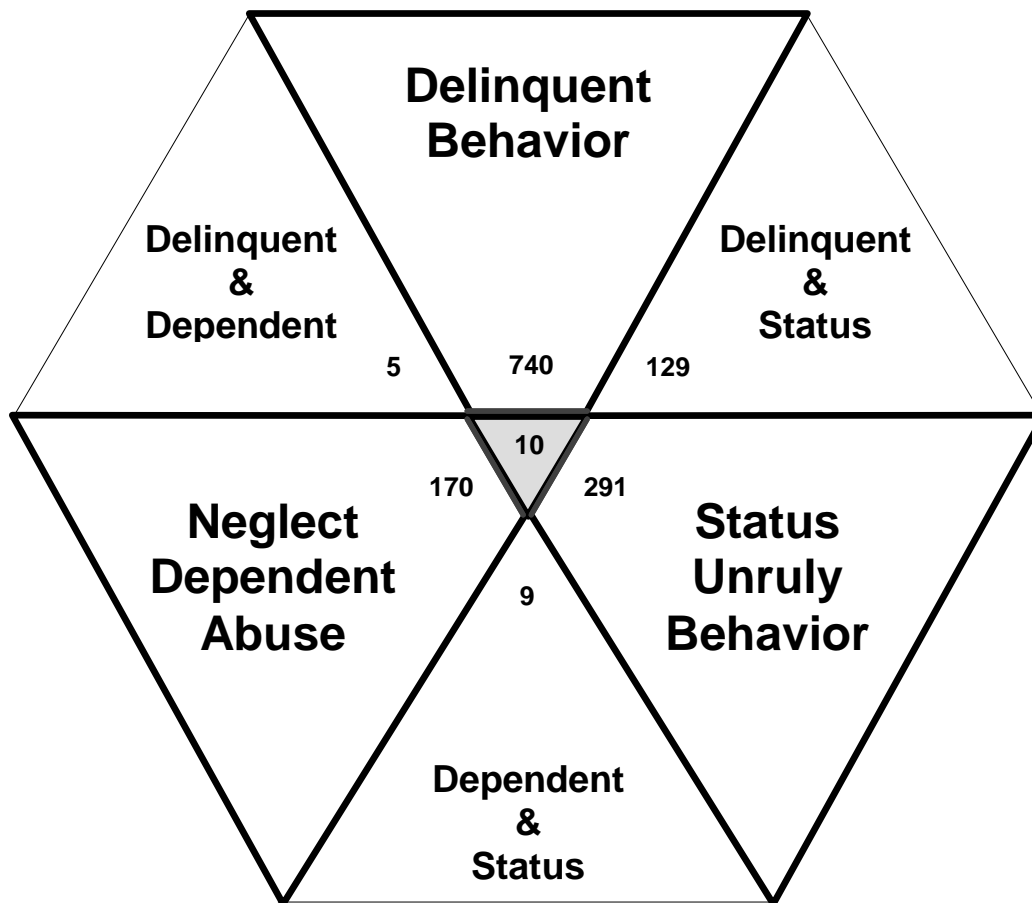
Special Proceedings
643

Other
416

**TENNESSEE COUNCIL OF JUVENILE AND FAMILY COURT JUDGES
2008 MAURY COUNTY JUVENILE COURT STATISTICAL DATA**

Delinquent, Dependent/Neglect/Abuse, and Status/Unruly Referrals for CY 2008

Total = 1,354



The remaining referrals are for:
Custody, Visitation, Paternity/Legitimation, Child Support,
Special Procedures and Other Referrals

Each child may be counted
in more than one category

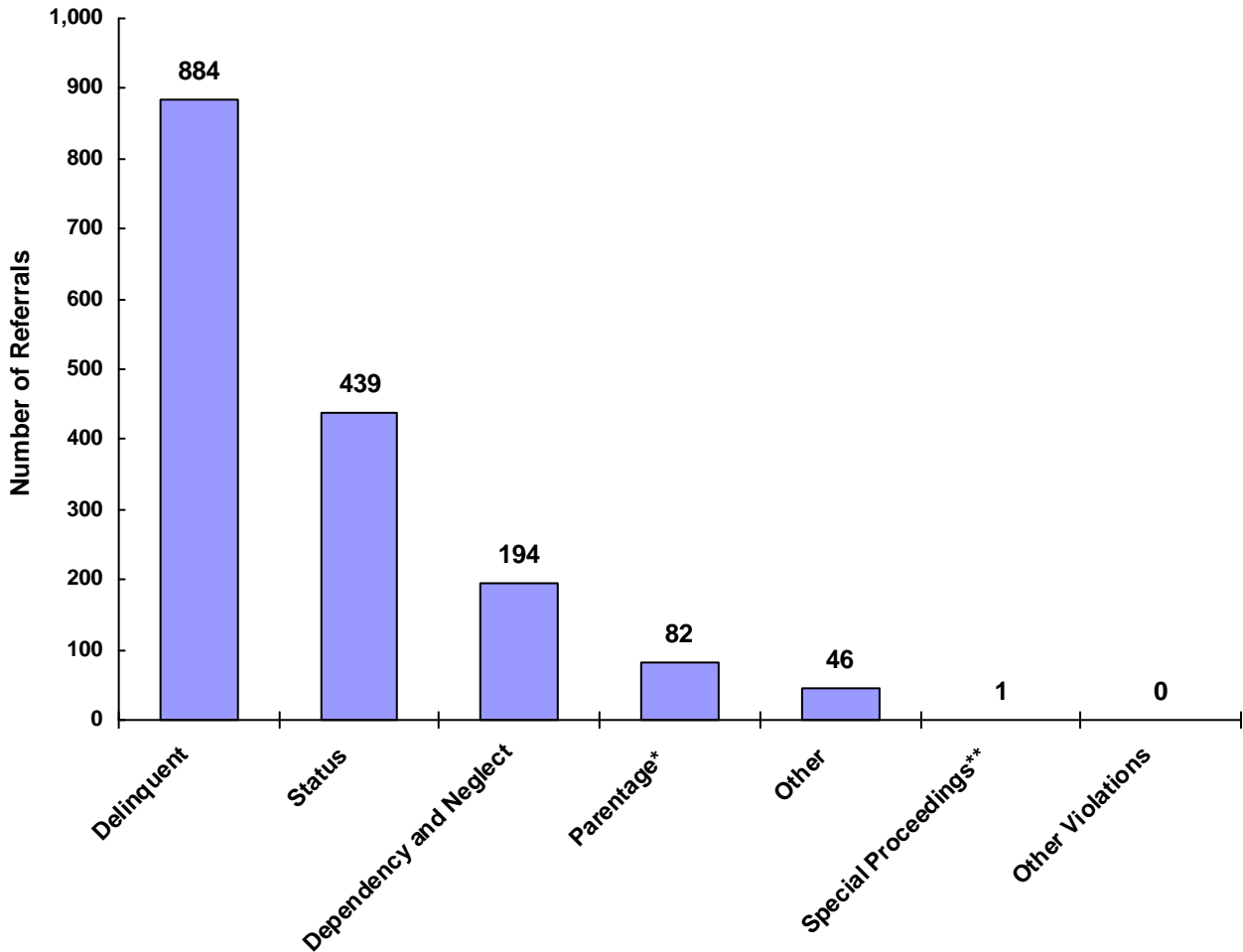
Total number of individual children for ALL referrals
disposed by juvenile courts during CY 2008 equals 853

Children can have referrals in multiple categories. The drawing above shows that in the year 2008 there were 740 referrals to Maury County Juvenile Court for children with only delinquent offenses, 291 for those with only status/unruly behavior, and 170 for children with neglect, dependent or abuse referrals during the calendar year. There were 129 referrals for children that had a delinquent AND a status/unruly referral. There were 5 referrals for children with both delinquent behavior AND a neglect, dependent or abuse allegation. There were 9 referrals for children that had both a status/unruly referral AND a neglect, dependent or abuse allegation. Also, there were 10 referrals for children that had a delinquent referral, a status/unruly referral AND a neglect, dependent or abuse allegation.

TENNESSEE COUNCIL OF JUVENILE AND FAMILY COURT JUDGES
2008 MAURY COUNTY JUVENILE COURT STATISTICAL DATA

Referrals by Type of Offense in CY 2008

Total Referrals = 1,646



* Parentage includes: Custody, Visitation, Paternity/Legitimation and Child Support

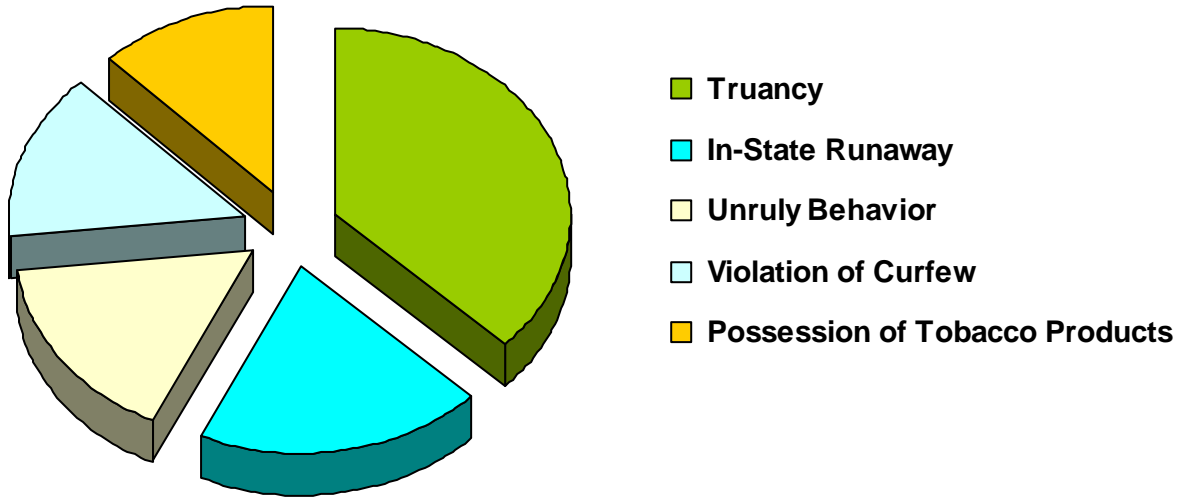
**Special Proceedings include: Judicial Review, Administrative Review, Foster Care Review, Request for Medical Treatment and Consent to Marry

Information from the Juvenile Court represents a total of 853 children and 1,446 cases that were reported to the TCJFCJ.

A Status offense is an offense committed by a child that if committed by an adult, would not be considered an offense or unlawful act. An example of this is smoking when not legally an adult.

**TENNESSEE COUNCIL OF JUVENILE AND FAMILY COURT JUDGES
2008 MAURY COUNTY JUVENILE COURT STATISTICAL DATA**

**Referrals for Status/Unruly Offenses in CY 2008
Total Status/Unruly Referrals = 439**



Referral Reason	Count	Percent
Truancy	164	37.36%
In-State Runaway	86	19.59%
Unruly Behavior	72	16.40%
Violation of Curfew	63	14.35%
Possession of Tobacco Products	54	12.30%
Violation of a Valid Court Order	0	0.00%
Out-of-State Runaway	0	0.00%
Total	439	

**TENNESSEE COUNCIL OF JUVENILE AND FAMILY COURT JUDGES
2008 MAURY COUNTY JUVENILE COURT STATISTICAL DATA**

Children* with Delinquent Referrals by Race and Sex for CY 2008

	White	African American	Native American	Asian	Mixed Race	Unknown Race	Total
Male	212	83	0	1	9	12	317
Female	123	45	0	0	6	8	182
Unknown Sex	0	0	0	0	0	0	
Totals	335	128	0	1	15	20	499

Children* with Status/Unruly Referrals by Race and Sex for CY 2008

	White	African American	Native American	Asian	Mixed Race	Unknown Race	Total
Male	103	52	0	0	8	4	167
Female	73	30	0	0	6	5	114
Unknown Sex	0	0	0	0	0	0	
Totals	176	82	0	0	14	9	281

Children* with Dependency/Neglect/Abuse Allegations by Race and Sex for CY 2008

	White	African American	Native American	Asian	Mixed Race	Unknown Race	Total
Male	56	11	0	0	2	8	77
Female	48	14	0	0	6	7	75
Unknown Sex	5	0	0	0	0	4	9
Totals	109	25	0	0	8	19	161

* A child may be counted in more than one category

**TENNESSEE COUNCIL OF JUVENILE AND FAMILY COURT JUDGES
2008 MAURY COUNTY JUVENILE COURT STATISTICAL DATA**

Delinquent Referrals by Race and Sex for CY 2008

	White	African American	Native American	Asian	Mixed Race	Unknown Race	Total
Male	392	205	0	1	24	17	639
Female	156	71	0	0	10	8	245
Unknown Sex	0	0	0	0	0	0	0
Totals	548	276	0	1	34	25	884

Status/Unruly Referrals by Race and Sex for CY 2008

	White	African American	Native American	Asian	Mixed Race	Unknown Race	Total
Male	151	102	0	0	17	6	276
Female	99	48	0	0	9	7	163
Unknown Sex	0	0	0	0	0	0	0
Totals	250	150	0	0	26	13	439

Dependency/Neglect/Abuse Allegations by Race and Sex for CY 2008

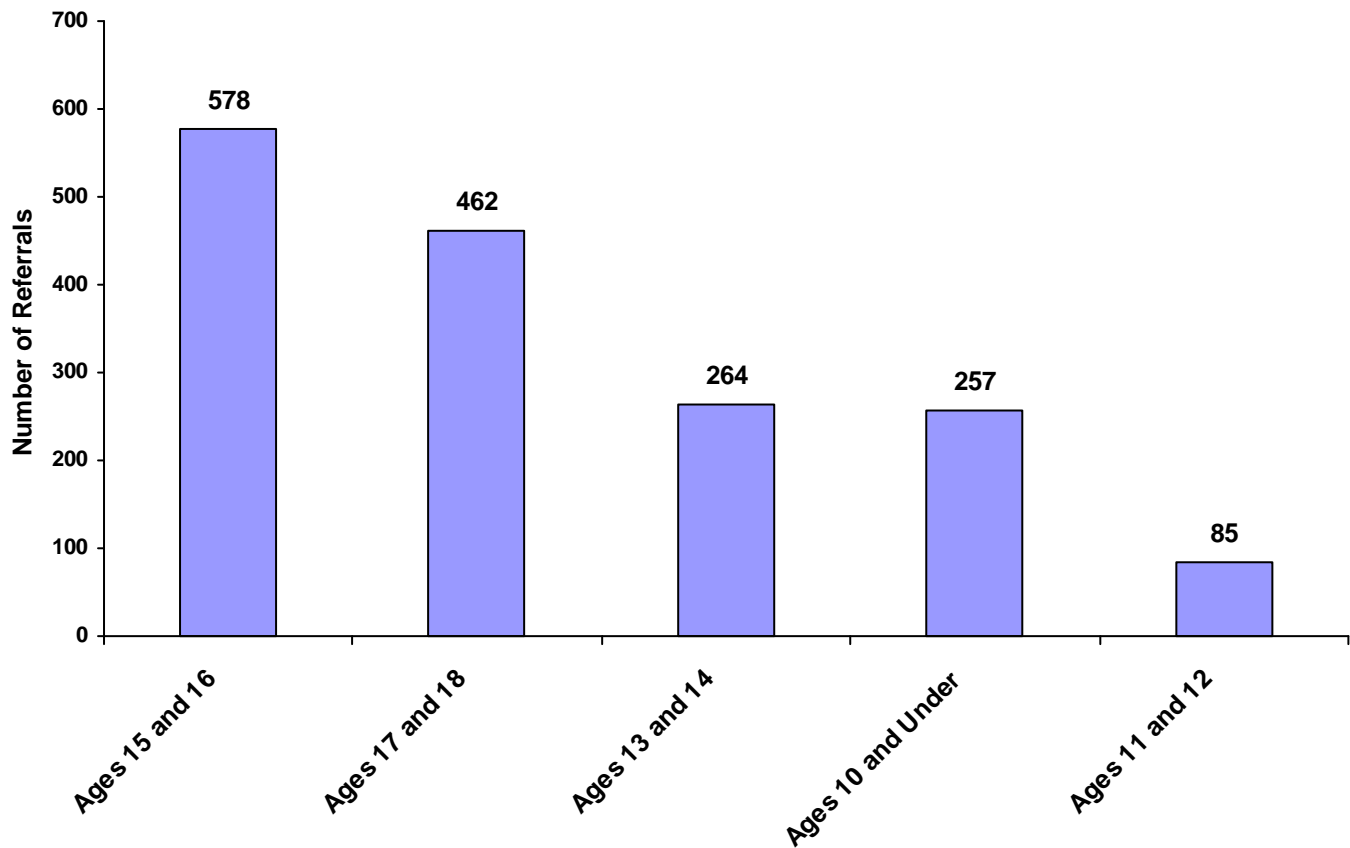
	White	African American	Native American	Asian	Mixed Race	Unknown Race	Total
Male	64	17	0	0	3	8	92
Female	53	20	0	0	7	11	91
Unknown Sex	6	0	0	0	0	5	11
Totals	123	37	0	0	10	24	194

**TENNESSEE COUNCIL OF JUVENILE AND FAMILY COURT JUDGES
2008 MAURY COUNTY JUVENILE COURT STATISTICAL DATA**

Referrals by Age Group, Race and Sex for CY 2008

	White Male	African American Male	Other Race Male	White Female	African American Female	Other Race Female	Unknown Race or Sex	Total	% of Total Referrals
Birth through Age 10	84	18	9	72	26	11	37	257	15.61%
Ages 11 and 12	20	33	0	20	9	2	1	85	5.16%
Ages 13 and 14	76	77	3	57	32	6	13	264	16.04%
Ages 15 and 16	248	114	30	117	43	9	17	578	35.12%
Ages 17 and 18	233	95	4	80	40	1	9	462	28.07%
All Age Group Totals	661	337	46	346	150	29	77	1,646	

Total Referrals by Age Group

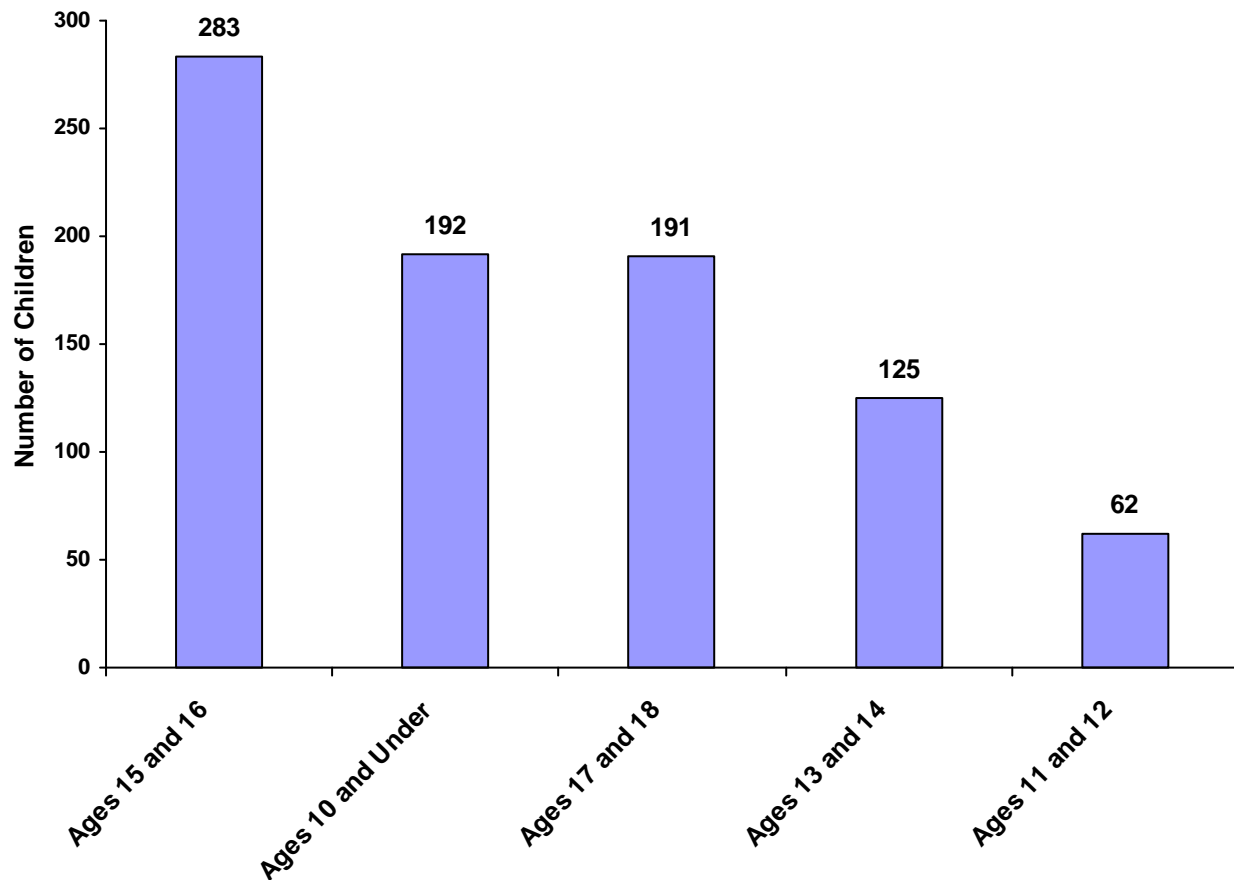


**TENNESSEE COUNCIL OF JUVENILE AND FAMILY COURT JUDGES
2008 MAURY COUNTY JUVENILE COURT STATISTICAL DATA**

Children Referred by Age Group, Race and Sex for CY 2008

	White Male	African American Male	Other Race Male	White Female	African American Female	Other Race Female	Unknown Race or Sex	Total	% of All Children Referred
Ages 10 and Under	61	14	4	56	20	7	30	192	22.51%
Ages 11 through 12	19	16	0	17	7	2	1	62	7.27%
Ages 13 through 14	47	17	2	33	15	3	8	125	14.65%
Ages 15 through 16	115	45	9	76	21	5	12	283	33.18%
Ages 17 through 18	84	25	0	56	19	1	6	191	22.39%
Ages 19 and Over	0	0	0	0	0	0	0	0	0.00%
Total	326	117	15	238	82	18	57	853	

Total Children by Age Group

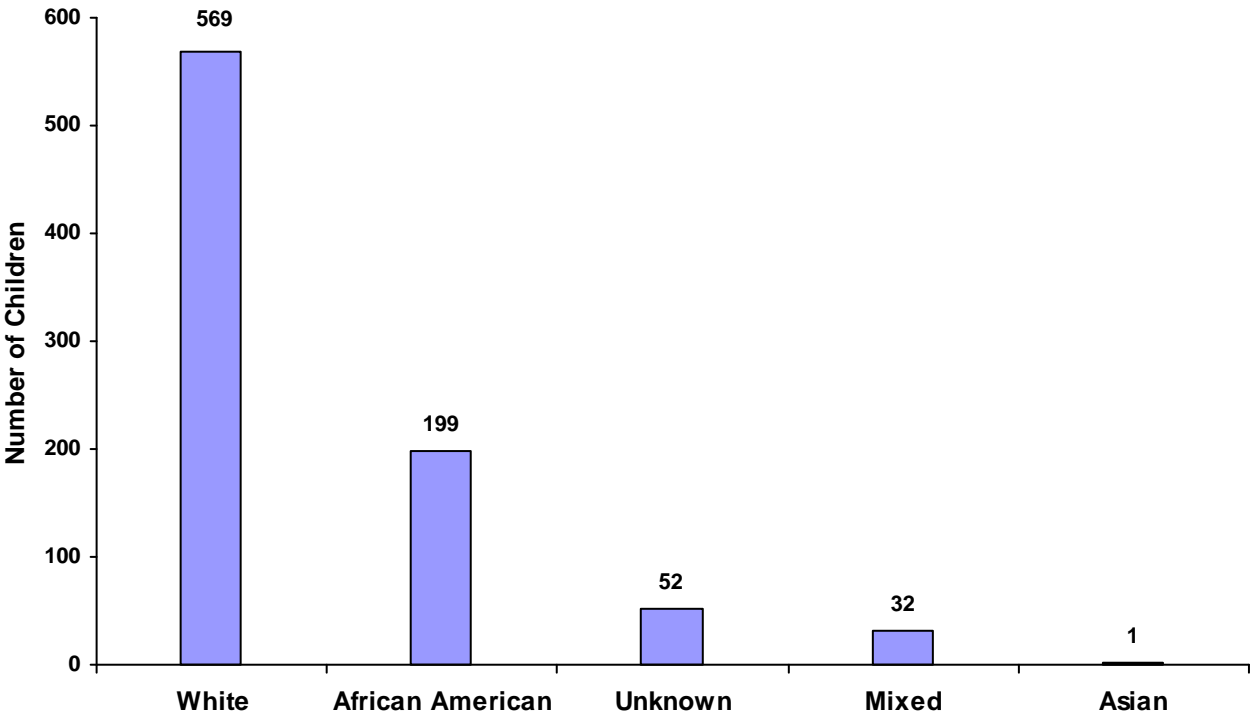


**TENNESSEE COUNCIL OF JUVENILE AND FAMILY COURT JUDGES
2008 MAURY COUNTY JUVENILE COURT STATISTICAL DATA**

Children Referred by Race and Sex for CY 2008

Race	Male	Female	Unknown	Total
White	326	238	5	569
African American	117	82	0	199
Native American	0	0	0	0
Asian	1	0	0	1
Mixed	14	18	0	32
Unknown	22	25	5	52
Total	480	363	10	853

Total Children by Race

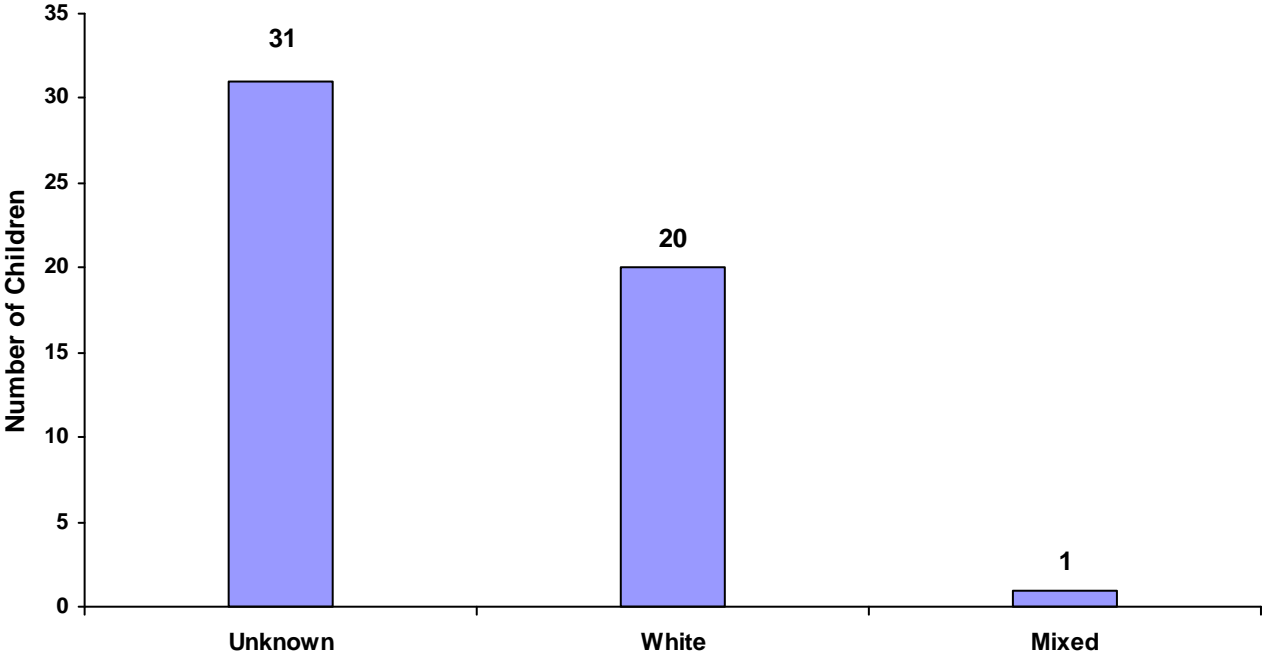


**TENNESSEE COUNCIL OF JUVENILE AND FAMILY COURT JUDGES
2008 MAURY COUNTY JUVENILE COURT STATISTICAL DATA**

Children of Hispanic Origin by Race and Sex for CY 2008

Race	Male	Female	Unknown	Total
White	8	11	1	20
African American	0	0	0	0
Native American	0	0	0	0
Asian	0	0	0	0
Mixed	1	0	0	1
Unknown	17	13	1	31
Total	26	24	2	52

Total Children of Hispanic Origin by Race



**TENNESSEE COUNCIL OF JUVENILE AND FAMILY COURT JUDGES
2008 MAURY COUNTY JUVENILE COURT STATISTICAL DATA**

Referrals by Type of Offense, Age Group, Race and Sex for CY 2008

	White Male	African American Male	Other Race Male	White Female	African American Female	Other Race Female	Unknown Race or Sex	Total
Delinquent								
Ages 10 and Under	3	1	1	7	1	1	0	14
Ages 11 through 12	5	21	0	6	4	0	1	37
Ages 13 through 14	42	45	0	27	17	0	8	139
Ages 15 through 16	171	73	22	56	24	9	9	364
Ages 17 through 18	171	65	2	60	25	0	7	330
Ages 19 and Over	0	0	0	0	0	0	0	0
Total	392	205	25	156	71	10	25	884
Status								
Ages 10 and Under	3	0	4	5	3	0	1	16
Ages 11 through 12	5	9	0	4	5	2	0	25
Ages 13 through 14	25	25	3	19	12	6	3	93
Ages 15 through 16	68	39	8	54	16	0	7	192
Ages 17 through 18	50	29	2	17	12	1	2	113
Ages 19 and Over	0	0	0	0	0	0	0	0
Total	151	102	17	99	48	9	13	439
Dependency and Neglect								
Ages 10 and Under	40	14	3	36	16	7	27	143
Ages 11 through 12	7	1	0	7	0	0	0	15
Ages 13 through 14	6	2	0	6	0	0	2	16
Ages 15 through 16	7	0	0	3	2	0	1	13
Ages 17 through 18	4	0	0	1	2	0	0	7
Ages 19 and Over	0	0	0	0	0	0	0	0
Total	64	17	3	53	20	7	30	194
Other Violations								
Ages 10 and Under	0	0	0	0	0	0	0	0
Ages 11 through 12	0	0	0	0	0	0	0	0
Ages 13 through 14	0	0	0	0	0	0	0	0
Ages 15 through 16	0	0	0	0	0	0	0	0
Ages 17 through 18	0	0	0	0	0	0	0	0
Ages 19 and Over	0	0	0	0	0	0	0	0
Total	0	0	0	0	0	0	0	0

**TENNESSEE COUNCIL OF JUVENILE AND FAMILY COURT JUDGES
2008 MAURY COUNTY JUVENILE COURT STATISTICAL DATA**

Referrals by Type of Offense, Age Group, Race and Sex for CY 2008

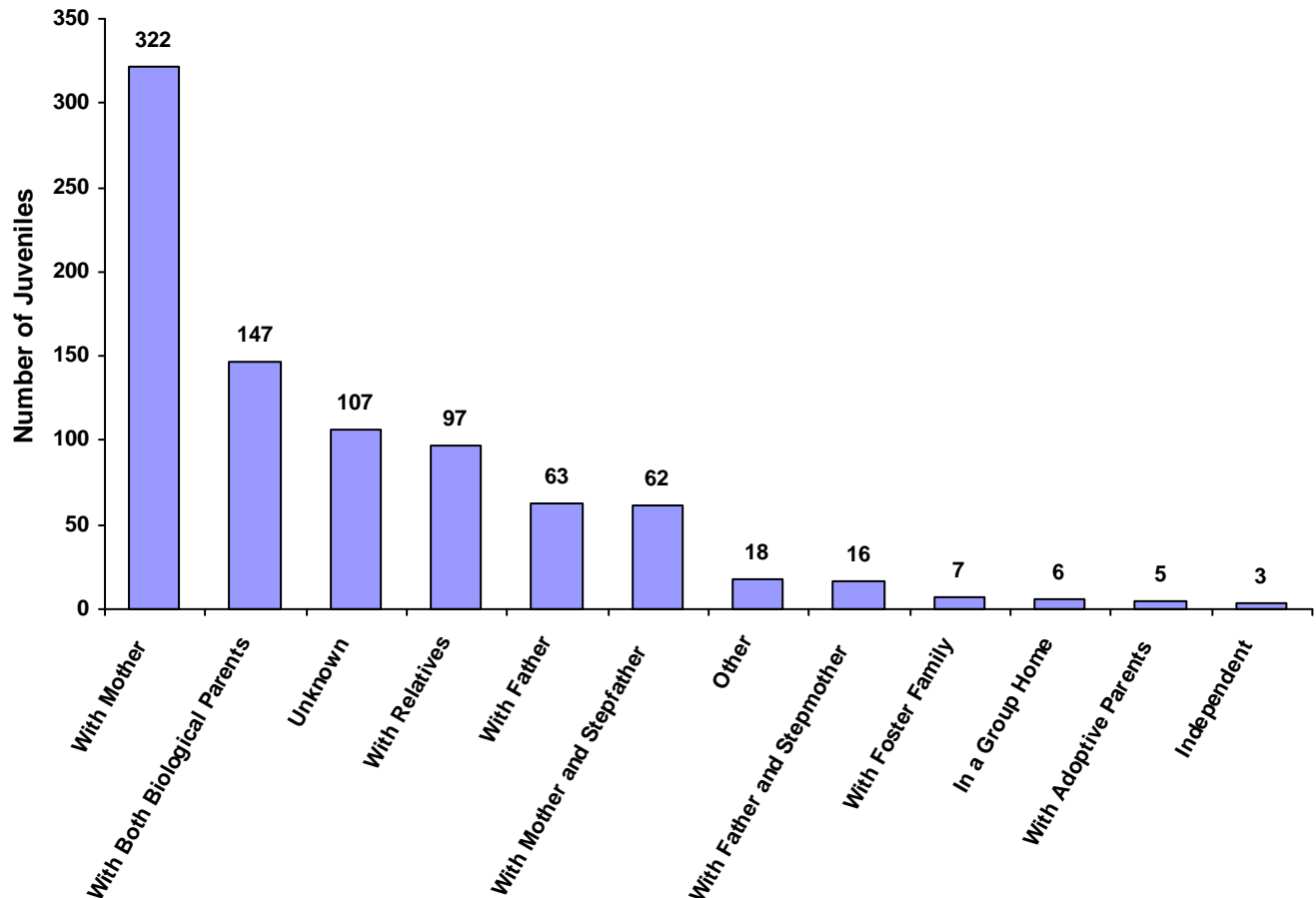
	White Male	African American Male	Other Race Male	White Female	African American Female	Other Race Female	Unknown Race or Sex	Total
Special Proceedings								
Ages 10 and Under	32	3	1	19	5	1	8	69
Ages 11 through 12	2	1	0	2	0	0	0	5
Ages 13 through 14	0	1	0	2	1	0	0	4
Ages 15 through 16	0	0	0	4	0	0	0	4
Ages 17 through 18	1	0	0	0	0	0	0	1
Ages 19 and Over	0	0	0	0	0	0	0	0
Total	35	5	1	27	6	1	8	83
Other								
Ages 10 and Under	6	0	0	5	1	2	1	15
Ages 11 through 12	1	1	0	1	0	0	0	3
Ages 13 through 14	3	4	0	3	2	0	0	12
Ages 15 through 16	2	2	0	0	1	0	0	5
Ages 17 through 18	7	1	0	2	1	0	0	11
Ages 19 and Over	0	0	0	0	0	0	0	0
Total	19	8	0	11	5	2	1	46
Grand Total	661	337	46	346	150	29	77	1,646

**TENNESSEE COUNCIL OF JUVENILE AND FAMILY COURT JUDGES
2008 MAURY COUNTY JUVENILE COURT STATISTICAL DATA**

Living Arrangement of Juveniles by Race and Sex for CY 2008

	White Male	African American Male	Other Race Male	White Female	African American Female	Other Race Female	Unknown Race or Sex	Total	% of All Children Referred
With Both Biological Parents	72	12	4	41	8	3	7	147	17.23%
With Father and Stepmother	9	3	0	3	1	0	0	16	1.88%
With Mother and Stepfather	30	6	1	19	2	2	2	62	7.27%
With Mother	103	66	4	86	39	7	17	322	37.75%
With Father	33	4	3	16	6	0	1	63	7.39%
With Relatives	31	13	1	27	14	2	9	97	11.37%
With Adoptive Parents	3	1	0	0	0	1	0	5	0.59%
With Foster Family	2	2	0	1	2	0	0	7	0.82%
In a Group Home	4	2	0	0	0	0	0	6	0.70%
In a Residential Center	0	0	0	0	0	0	0	0	0.00%
In an Institution	0	0	0	0	0	0	0	0	0.00%
Independent	1	0	0	0	1	0	1	3	0.35%
Unknown	30	7	2	42	6	2	18	107	12.54%
Other	8	1	0	3	3	1	2	18	2.11%
Totals	326	117	15	238	82	18	57	853	

Living Arrangement of Juveniles



**TENNESSEE COUNCIL OF JUVENILE AND FAMILY COURT JUDGES
2008 MAURY COUNTY JUVENILE COURT STATISTICAL DATA**

Last Grade Completed by Children by Race and Sex for CY 2008

	White Male	African American Male	Other Race Male	White Female	African American Female	Other Race Female	Unknown Race or Sex	Total	% of All Children Referred
Too Young for School	0	0	0	0	0	0	0	0	0.00%
Preschool	0	0	0	0	0	0	0	0	0.00%
Kindergarten	1	0	0	0	1	0	0	2	0.23%
1st Grade	3	0	0	2	2	0	0	7	0.82%
2nd Grade	0	0	0	1	0	0	0	1	0.12%
3rd Grade	3	0	0	2	0	1	0	6	0.70%
4th Grade	3	0	0	3	0	0	1	7	0.82%
5th Grade	2	5	0	3	7	0	0	17	1.99%
6th Grade	11	7	1	4	4	3	2	32	3.75%
7th Grade	13	8	0	16	2	1	1	41	4.81%
8th Grade	33	13	1	18	9	1	2	77	9.03%
9th Grade	55	25	4	31	8	2	7	132	15.47%
10th Grade	51	16	3	35	18	3	4	130	15.24%
11th Grade	59	18	2	34	8	1	3	125	14.65%
12th Grade	17	6	0	13	4	0	2	42	4.92%
Non-Graded Special Ed	0	0	0	0	0	0	0	0	0.00%
GED	1	0	0	2	1	0	1	5	0.59%
Graduated	3	1	0	1	0	0	0	5	0.59%
Never Attended School	24	6	2	16	10	3	13	74	8.68%
Unknown	45	12	2	57	7	3	21	147	17.23%
Other	2	0	0	0	1	0	0	3	0.35%
Totals	326	117	15	238	82	18	57	853	

Children Enrolled in School

	Children	% of All Children
Enrolled	650	76.20%
Not Enrolled	96	11.25%
Unknown	107	12.54%
	853	

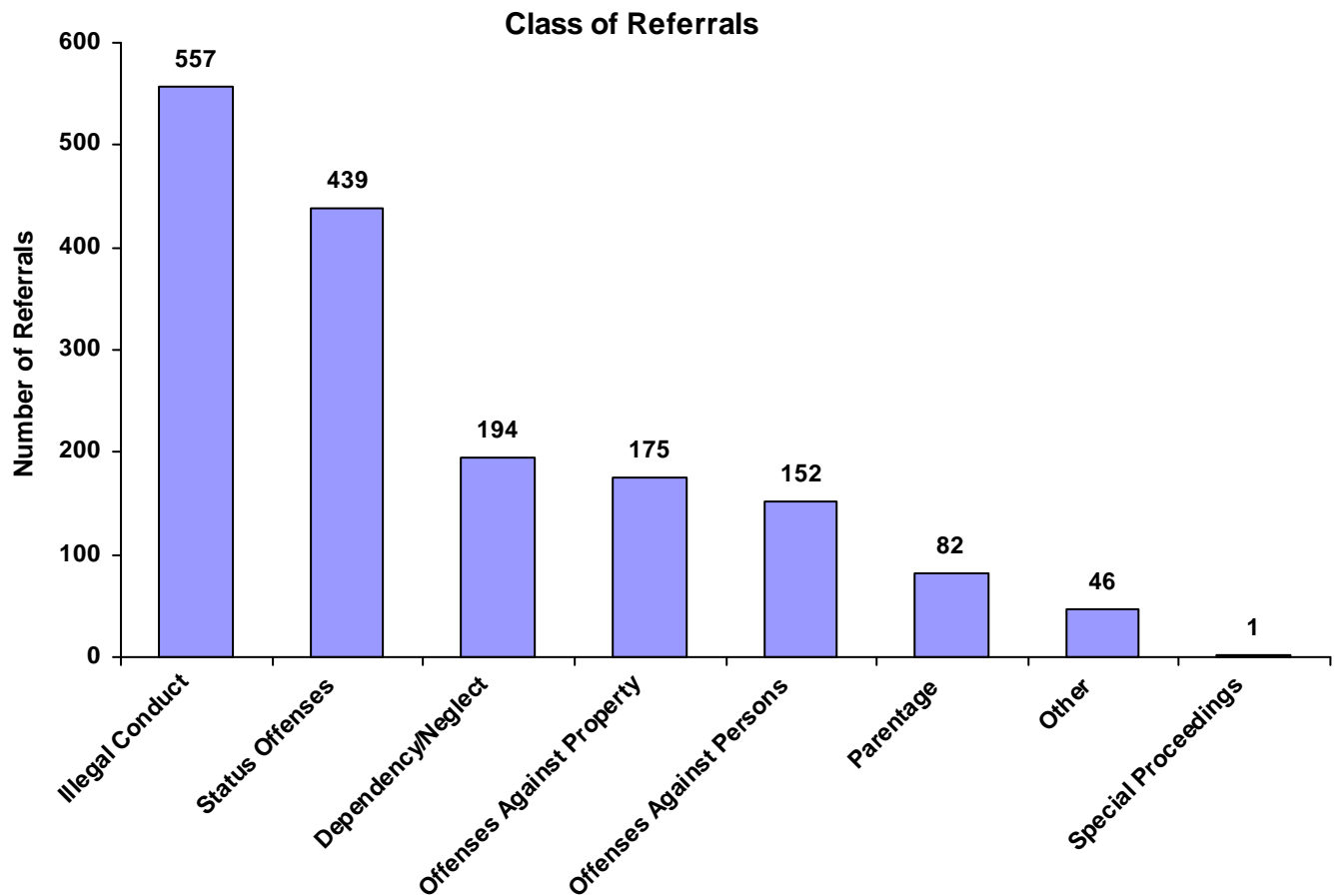
Children Enrolled in Special Education

	Children	% of All Children
Enrolled	64	7.50%
Not Enrolled	596	69.87%
Unknown	193	22.63%
	853	

**TENNESSEE COUNCIL OF JUVENILE AND FAMILY COURT JUDGES
2008 MAURY COUNTY JUVENILE COURT STATISTICAL DATA**

Class of Referrals by Race and Sex for CY 2008

	White Male	African American Male	Other Race Male	White Female	African American Female	Other Race Female	Unknown Race or Sex	Total	% of Total Referrals
Offenses Against Persons	45	62	7	13	18	3	4	152	9.23%
Offenses Against Property	71	40	6	34	17	2	5	175	10.63%
Illegal Conduct	276	103	12	109	36	5	16	557	33.84%
Status Offenses	151	102	17	99	48	9	13	439	26.67%
Dependency/Neglect	64	17	3	53	20	7	30	194	11.79%
Other Violation Proceedings	0	0	0	0	0	0	0	0	0.00%
Parentage	35	5	1	26	6	1	8	82	4.98%
Special Proceedings	0	0	0	1	0	0	0	1	0.06%
Other	19	8	0	11	5	2	1	46	2.79%
Totals	661	337	46	346	150	29	77	1,646	



**TENNESSEE COUNCIL OF JUVENILE AND FAMILY COURT JUDGES
2008 MAURY COUNTY JUVENILE COURT STATISTICAL DATA**

Referrals by Class and Type Of Offense by Race and Sex for CY 2008

	White Male	African American Male	Other Race Male	White Female	African American Female	Other Race Female	Unknown Race or Sex	Total
<u>Offenses Against Persons</u>								
Assault	25	33	3	12	15	3	1	92
Aggravated Assault	10	3	4	1	2	0	3	23
Robbery	1	9	0	0	1	0	0	11
Aggravated Robbery	3	6	0	0	0	0	0	9
Attempted Crime Against a Person	1	5	0	0	0	0	0	6
Esp. Aggravated Robbery	0	3	0	0	0	0	0	3
Aggravated Sexual Battery	1	1	0	0	0	0	0	2
Other Sexual Offenses	1	1	0	0	0	0	0	2
Reckless Endangerment	2	0	0	0	0	0	0	2
1st Degree Murder	1	0	0	0	0	0	0	1
Aggravated Rape	0	1	0	0	0	0	0	1
Criminal Homicide	0	0	0	0	0	0	0	0
2nd Degree Murder	0	0	0	0	0	0	0	0
Rape of a Child	0	0	0	0	0	0	0	0
Aggravated Vehicular Homicide	0	0	0	0	0	0	0	0
Esp. Aggravated Kidnapping	0	0	0	0	0	0	0	0
Aggravated Kidnapping	0	0	0	0	0	0	0	0
Aggravated Child Abuse / Neglect	0	0	0	0	0	0	0	0
Rape	0	0	0	0	0	0	0	0
Voluntary Manslaughter	0	0	0	0	0	0	0	0
Vehicular Homicide	0	0	0	0	0	0	0	0
Sexual Abuse of a Child	0	0	0	0	0	0	0	0
Criminally Negligent Homicide	0	0	0	0	0	0	0	0
Totals	45	62	7	13	18	3	4	152
<u>Offenses Against Property</u>								
Theft of Property	28	24	3	26	13	2	1	97
Vandalism	16	4	2	3	1	0	4	30
Burglary	12	6	1	1	1	0	0	21
Aggravated Burglary	10	5	0	2	2	0	0	19
Illegal Poss/Use of Credit/Debit Cards	4	0	0	0	0	0	0	4
Arson	1	0	0	0	0	0	0	1
Forgery	0	0	0	1	0	0	0	1
Unauthorized Use of a Vehicle	0	0	0	1	0	0	0	1
Cruelty to Animals	0	1	0	0	0	0	0	1
Aggravated Arson	0	0	0	0	0	0	0	0
Worthless Checks	0	0	0	0	0	0	0	0
Totals	71	40	6	34	17	2	5	175

**TENNESSEE COUNCIL OF JUVENILE AND FAMILY COURT JUDGES
2008 MAURY COUNTY JUVENILE COURT STATISTICAL DATA**

Referrals by Class and Type Of Offense by Race and Sex for CY 2008

	White Male	African American Male	Other Race Male	White Female	African American Female	Other Race Female	Unknown Race or Sex	Total
<u>Illegal Conduct</u>								
Traffic	130	19	3	58	14	1	10	235
Disorderly Conduct	21	20	1	16	15	1	3	77
Possession of Controlled Substances	41	21	2	10	1	0	1	76
Possession/Consumption of Alcohol	26	0	1	16	0	0	2	45
Other Drug Offenses	17	4	1	2	0	0	0	24
Evading Arrest	4	8	0	0	2	0	0	14
Escape	8	2	0	0	0	0	0	10
Resist Stop/Frisk/Halt/Arrest/Search	4	4	0	0	1	0	0	9
Unlawful Carrying / Poss of a Weapon	5	3	0	0	0	0	0	8
Filing a False Police Report	1	1	2	0	0	3	0	7
Criminal Trespass	3	1	0	1	2	0	0	7
Sale of Controlled Substances	0	6	0	0	0	0	0	6
Carrying Weapons on School Property	1	5	0	0	0	0	0	6
Harassment	2	0	1	3	0	0	0	6
Public Intoxication	6	0	0	0	0	0	0	6
Contempt of Court	0	2	1	3	0	0	0	6
Criminal Impersonation	2	2	0	0	0	0	0	4
Local Ordinances	0	4	0	0	0	0	0	4
Driving Under Influence (DUI)	2	0	0	0	1	0	0	3
Violation of Wildlife Regulations	2	0	0	0	0	0	0	2
Violation of Probation	1	1	0	0	0	0	0	2
Criminal Attempt	0	0	0	0	0	0	0	0
Aggravated Criminal Trespass	0	0	0	0	0	0	0	0
Failure to Appear	0	0	0	0	0	0	0	0
Gambling	0	0	0	0	0	0	0	0
Violation of Aftercare	0	0	0	0	0	0	0	0
Totals	276	103	12	109	36	5	16	557
<u>Status Offenses</u>								
Truancy	56	35	7	46	14	1	5	164
In-State Runaway	23	26	4	19	11	1	2	86
Unruly Behavior	14	18	3	16	11	4	6	72
Violation of Curfew	25	17	1	6	12	2	0	63
Possession of Tobacco Products	33	6	2	12	0	1	0	54
Out-of-State Runaway	0	0	0	0	0	0	0	0
Violation of a Valid Court Order	0	0	0	0	0	0	0	0
Totals	151	102	17	99	48	9	13	439
<u>Dependency/Neglect</u>								
Dependency / Neglect	60	14	2	51	17	6	26	176
Termination of Parental Rights	4	3	1	2	3	1	4	18
Sexually Abused Child	0	0	0	0	0	0	0	0
Physically Abused Child	0	0	0	0	0	0	0	0
Totals	64	17	3	53	20	7	30	194

**TENNESSEE COUNCIL OF JUVENILE AND FAMILY COURT JUDGES
2008 MAURY COUNTY JUVENILE COURT STATISTICAL DATA**

Referrals by Class and Type Of Offense by Race and Sex for CY 2008

	White Male	African American Male	Other Race Male	White Female	African American Female	Other Race Female	Unknown Race or Sex	Total
<u>Other Violation Proceedings</u>								
Violation of Pretrial Diversion	0	0	0	0	0	0	0	0
Violation of Informal Adjustment	0	0	0	0	0	0	0	0
Totals	0	0	0	0	0	0	0	0
<u>Parentage</u>								
Visitation	12	1	0	13	1	0	4	31
Custody	10	3	0	9	4	1	2	29
Paternity / Legitimation	11	0	1	3	1	0	2	18
Child Support	2	1	0	1	0	0	0	4
Totals	35	5	1	26	6	1	8	82
<u>Special Proceedings</u>								
Request for Medical Treatment	0	0	0	1	0	0	0	1
Judicial Review	0	0	0	0	0	0	0	0
Administrative Review	0	0	0	0	0	0	0	0
Foster Care Review	0	0	0	0	0	0	0	0
Consent to Marry	0	0	0	0	0	0	0	0
Totals	0	0	0	1	0	0	0	1
<u>Other</u>								
Other	19	8	0	11	5	2	1	46
Totals	19	8	0	11	5	2	1	46
All Referral Totals	661	337	46	346	150	29	77	1,646

**TENNESSEE COUNCIL OF JUVENILE AND FAMILY COURT JUDGES
2008 MAURY COUNTY JUVENILE COURT STATISTICAL DATA**

Referral Reasons by Type of Offense, Race and Sex for CY 2008

	White Male	African American Male	Other Race Male	White Female	African American Female	Other Race Female	Unknown Race or Sex	Total
Delinquent								
Traffic	130	19	3	58	14	1	10	235
Theft of Property	28	24	3	26	13	2	1	97
Assault	25	33	3	12	15	3	1	92
Disorderly Conduct	21	20	1	16	15	1	3	77
Possession of Controlled Substances	41	21	2	10	1	0	1	76
Possession/Consumption of Alcohol	26	0	1	16	0	0	2	45
Vandalism	16	4	2	3	1	0	4	30
Other Drug Offenses	17	4	1	2	0	0	0	24
Aggravated Assault	10	3	4	1	2	0	3	23
Burglary	12	6	1	1	1	0	0	21
Aggravated Burglary	10	5	0	2	2	0	0	19
Evading Arrest	4	8	0	0	2	0	0	14
Robbery	1	9	0	0	1	0	0	11
Escape	8	2	0	0	0	0	0	10
Aggravated Robbery	3	6	0	0	0	0	0	9
Resist Stop/Frisk/Halt/Arrest/Search	4	4	0	0	1	0	0	9
Unlawful Carrying / Poss of a Weapon	5	3	0	0	0	0	0	8
Filing a False Police Report	1	1	2	0	0	3	0	7
Criminal Trespass	3	1	0	1	2	0	0	7
Attempted Crime Against a Person	1	5	0	0	0	0	0	6
Sale of Controlled Substances	0	6	0	0	0	0	0	6
Carrying Weapons on School Property	1	5	0	0	0	0	0	6
Harassment	2	0	1	3	0	0	0	6
Public Intoxication	6	0	0	0	0	0	0	6
Contempt of Court	0	2	1	3	0	0	0	6
Illegal Poss/Use of Credit/Debit Cards	4	0	0	0	0	0	0	4
Criminal Impersonation	2	2	0	0	0	0	0	4
Local Ordinances	0	4	0	0	0	0	0	4
Esp. Aggravated Robbery	0	3	0	0	0	0	0	3
Driving Under Influence (DUI)	2	0	0	0	1	0	0	3
Aggravated Sexual Battery	1	1	0	0	0	0	0	2
Other Sexual Offenses	1	1	0	0	0	0	0	2
Reckless Endangerment	2	0	0	0	0	0	0	2
Violation of Wildlife Regulations	2	0	0	0	0	0	0	2
Violation of Probation	1	1	0	0	0	0	0	2
1st Degree Murder	1	0	0	0	0	0	0	1
Aggravated Rape	0	1	0	0	0	0	0	1
Arson	1	0	0	0	0	0	0	1
Forgery	0	0	0	1	0	0	0	1
Unauthorized Use of a Vehicle	0	0	0	1	0	0	0	1
Cruelty to Animals	0	1	0	0	0	0	0	1
Criminal Homicide	0	0	0	0	0	0	0	0
2nd Degree Murder	0	0	0	0	0	0	0	0
Rape of a Child	0	0	0	0	0	0	0	0
Aggravated Vehicular Homicide	0	0	0	0	0	0	0	0
Esp. Aggravated Kidnapping	0	0	0	0	0	0	0	0
Aggravated Kidnapping	0	0	0	0	0	0	0	0
Aggravated Child Abuse / Neglect	0	0	0	0	0	0	0	0
Rape	0	0	0	0	0	0	0	0
Voluntary Manslaughter	0	0	0	0	0	0	0	0
Vehicular Homicide	0	0	0	0	0	0	0	0
Sexual Abuse of a Child	0	0	0	0	0	0	0	0

**TENNESSEE COUNCIL OF JUVENILE AND FAMILY COURT JUDGES
2008 MAURY COUNTY JUVENILE COURT STATISTICAL DATA**

Referral Reasons by Type of Offense, Race and Sex for CY 2008

	White Male	African American Male	Other Race Male	White Female	African American Female	Other Race Female	Unknown Race or Sex	Total
<u>Delinquent</u>								
Criminally Negligent Homicide	0	0	0	0	0	0	0	0
Aggravated Arson	0	0	0	0	0	0	0	0
Worthless Checks	0	0	0	0	0	0	0	0
Criminal Attempt	0	0	0	0	0	0	0	0
Aggravated Criminal Trespass	0	0	0	0	0	0	0	0
Failure to Appear	0	0	0	0	0	0	0	0
Gambling	0	0	0	0	0	0	0	0
Violation of Aftercare	0	0	0	0	0	0	0	0
Totals	392	205	25	156	71	10	25	884
<u>Status</u>								
Truancy	56	35	7	46	14	1	5	164
In-State Runaway	23	26	4	19	11	1	2	86
Unruly Behavior	14	18	3	16	11	4	6	72
Violation of Curfew	25	17	1	6	12	2	0	63
Possession of Tobacco Products	33	6	2	12	0	1	0	54
Out-of-State Runaway	0	0	0	0	0	0	0	0
Violation of a Valid Court Order	0	0	0	0	0	0	0	0
Totals	151	102	17	99	48	9	13	439
<u>Dependency and Neglect</u>								
Dependency / Neglect	60	14	2	51	17	6	26	176
Termination of Parental Rights	4	3	1	2	3	1	4	18
Sexually Abused Child	0	0	0	0	0	0	0	0
Physically Abused Child	0	0	0	0	0	0	0	0
Totals	64	17	3	53	20	7	30	194
<u>Other Violations</u>								
Violation of Pretrial Diversion	0	0	0	0	0	0	0	0
Violation of Informal Adjustment	0	0	0	0	0	0	0	0
Totals	0	0	0	0	0	0	0	0
<u>Special Proceedings</u>								
Visitation	12	1	0	13	1	0	4	31
Custody	10	3	0	9	4	1	2	29
Paternity / Legitimation	11	0	1	3	1	0	2	18
Child Support	2	1	0	1	0	0	0	4
Request for Medical Treatment	0	0	0	1	0	0	0	1
Judicial Review	0	0	0	0	0	0	0	0
Administrative Review	0	0	0	0	0	0	0	0
Foster Care Review	0	0	0	0	0	0	0	0
Consent to Marry	0	0	0	0	0	0	0	0
Totals	35	5	1	27	6	1	8	83
<u>Other</u>								
Other	19	8	0	11	5	2	1	46
Totals	19	8	0	11	5	2	1	46
All Referral Totals	661	337	46	346	150	29	77	1,646

**TENNESSEE COUNCIL OF JUVENILE AND FAMILY COURT JUDGES
2008 MAURY COUNTY JUVENILE COURT STATISTICAL DATA**

Top 4 Referral Reasons by Race and Sex for CY 2008

Sex	Race	Referral Reason	Total
Male			
	White	1. Traffic	130
		2. Dependency / Neglect	60
		3. Truancy	56
		4. Possession of Controlled Substances	41
	African American	1. Truancy	35
		2. Assault	33
		3. In-State Runaway	26
		4. Theft of Property	24
	Other Race	1. Truancy	7
		2. In-State Runaway	4
		3. Aggravated Assault	4
		4. Assault	3
Female			
	White	1. Traffic	58
		2. Dependency / Neglect	51
		3. Truancy	46
		4. Theft of Property	26
	African American	1. Dependency / Neglect	17
		2. Disorderly Conduct	15
		3. Assault	15
		4. Traffic	14
	Other Race	1. Dependency / Neglect	6
		2. Unruly Behavior	4
		3. Assault	3
		4. Filing a False Police Report	3
Unknown			
	Unknown	1. Dependency / Neglect	26
		2. Traffic	10
		3. Unruly Behavior	6
		4. Truancy	5

**TENNESSEE COUNCIL OF JUVENILE AND FAMILY COURT JUDGES
2008 MAURY COUNTY JUVENILE COURT STATISTICAL DATA**

Top 4 Referral Reasons by Race and Sex and by Type of Offense for CY 2008

Sex	Race	Referral Type	Referral Reason	Total
Male	White	Delinquent	1. Traffic	130
			2. Possession of Controlled Substances	41
			3. Theft of Property	28
			4. Possession/Consumption of Alcohol	26
		Status	1. Truancy	56
			2. Possession of Tobacco Products	33
			3. Violation of Curfew	25
			4. In-State Runaway	23
		Dependency and Neglect	1. Dependency / Neglect	60
			2. Termination of Parental Rights	4
		Special Proceedings	1. Visitation	12
			2. Paternity / Legitimation	11
			3. Custody	10
			4. Child Support	2
		Other	1. Other	19
Male	African American	Delinquent	1. Assault	33
			2. Theft of Property	24
			3. Possession of Controlled Substances	21
			4. Disorderly Conduct	20
		Status	1. Truancy	35
			2. In-State Runaway	26
			3. Unruly Behavior	18
			4. Violation of Curfew	17
		Dependency and Neglect	1. Dependency / Neglect	14
			2. Termination of Parental Rights	3
		Special Proceedings	1. Custody	3
			2. Child Support	1
			3. Visitation	1
		Other	1. Other	8
		Male	Other Race	Delinquent
2. Traffic	3			
3. Assault	3			
Status	4. Theft of Property			3
	1. Truancy			7
	2. In-State Runaway			4
	3. Unruly Behavior			3
Dependency and Neglect	4. Possession of Tobacco Products			2
	1. Dependency / Neglect			2
Special Proceedings	2. Termination of Parental Rights			1
	1. Paternity / Legitimation			1

**TENNESSEE COUNCIL OF JUVENILE AND FAMILY COURT JUDGES
2008 MAURY COUNTY JUVENILE COURT STATISTICAL DATA**

Top 4 Referral Reasons by Race and Sex and by Type of Offense for CY 2008

Sex	Race	Referral Type	Referral Reason	Total	
Female	White	Delinquent	1. Traffic	58	
			2. Theft of Property	26	
			3. Possession/Consumption of Alcohol	16	
			4. Disorderly Conduct	16	
		Status	1. Truancy	46	
			2. In-State Runaway	19	
			3. Unruly Behavior	16	
		Dependency and Neglect	4. Possession of Tobacco Products	12	
			1. Dependency / Neglect	51	
		Special Proceedings	2. Termination of Parental Rights	2	
			1. Visitation	13	
			2. Custody	9	
			3. Paternity / Legitimation	3	
		Other	4. Child Support	1	
			1. Other	11	
			<hr/>		
Female	African American	Delinquent	1. Disorderly Conduct	15	
			2. Assault	15	
			3. Traffic	14	
			4. Theft of Property	13	
		Status	1. Truancy	14	
			2. Violation of Curfew	12	
			3. In-State Runaway	11	
			4. Unruly Behavior	11	
		Dependency and Neglect	1. Dependency / Neglect	17	
			2. Termination of Parental Rights	3	
		Special Proceedings	1. Custody	4	
			2. Paternity / Legitimation	1	
			3. Visitation	1	
		Other	1. Other	5	
		<hr/>			
		Female	Other Race	Delinquent	1. Assault
2. Filing a False Police Report	3				
3. Theft of Property	2				
4. Disorderly Conduct	1				
Status	1. Unruly Behavior			4	
	2. Violation of Curfew			2	
	3. In-State Runaway			1	
Dependency and Neglect	4. Truancy			1	
	1. Dependency / Neglect			6	
Special Proceedings	2. Termination of Parental Rights			1	
	1. Custody			1	
Other	1. Other			2	

**TENNESSEE COUNCIL OF JUVENILE AND FAMILY COURT JUDGES
2008 MAURY COUNTY JUVENILE COURT STATISTICAL DATA**

Top 4 Referral Reasons by Race and Sex and by Type of Offense for CY 2008

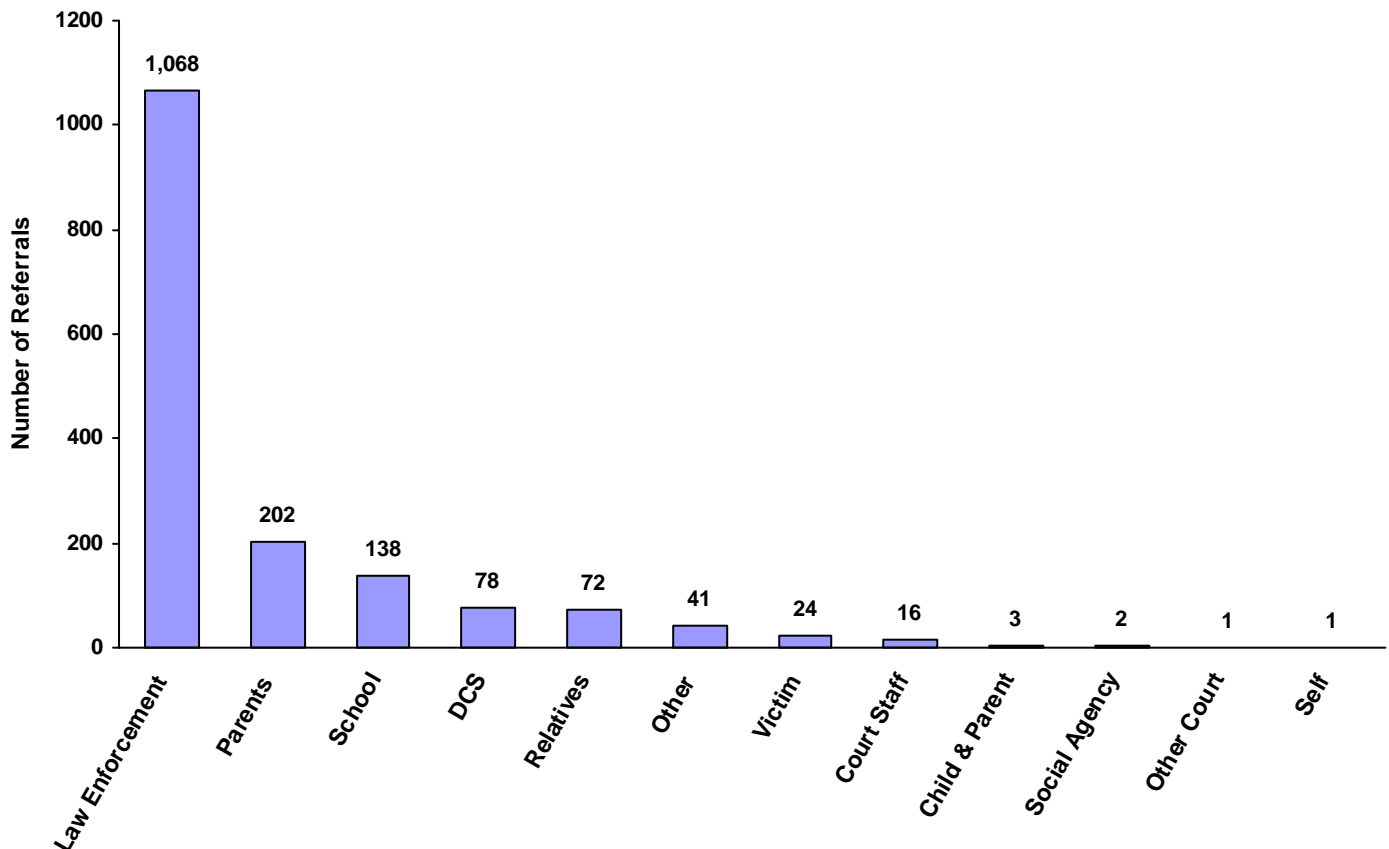
Sex	Race	Referral Type	Referral Reason	Total
Unknown	Unknown	Delinquent	1. Traffic	10
			2. Vandalism	4
			3. Aggravated Assault	3
			4. Disorderly Conduct	3
		Status	1. Unruly Behavior	6
			2. Truancy	5
			3. In-State Runaway	2
		Dependency and Neglect	1. Dependency / Neglect	26
			2. Termination of Parental Rights	4
		Special Proceedings	1. Visitation	4
			2. Custody	2
			3. Paternity / Legitimation	2
		Other	1. Other	1

**TENNESSEE COUNCIL OF JUVENILE AND FAMILY COURT JUDGES
2008 MAURY COUNTY JUVENILE COURT STATISTICAL DATA**

Source of Referrals by Race and Sex for CY 2008

	White Male	African American Male	Other Race Male	White Female	African American Female	Other Race Female	Unknown Race or Sex	Total	% of Total Referrals
Law Enforcement	456	256	31	188	93	13	31	1,068	64.88%
Parents	74	28	1	63	14	7	15	202	12.27%
Relatives	25	4	0	22	8	4	9	72	4.37%
Self	0	0	0	1	0	0	0	1	0.06%
School	48	29	4	39	12	1	5	138	8.38%
CSA	0	0	0	0	0	0	0	0	0.00%
DCS	18	11	3	19	12	3	12	78	4.74%
Other State Department	0	0	0	0	0	0	0	0	0.00%
District Attorney's Office	0	0	0	0	0	0	0	0	0.00%
Court Staff	8	4	0	2	2	0	0	16	0.97%
Social Agency	0	1	0	0	0	0	1	2	0.12%
Other Court	0	0	0	1	0	0	0	1	0.06%
Victim	9	2	6	5	2	0	0	24	1.46%
Child & Parent	3	0	0	0	0	0	0	3	0.18%
Hospital	0	0	0	0	0	0	0	0	0.00%
Unknown	0	0	0	0	0	0	0	0	0.00%
Other	20	2	1	6	7	1	4	41	2.49%
Totals	661	337	46	346	150	29	77	1,646	

Total Source of Referrals



**TENNESSEE COUNCIL OF JUVENILE AND FAMILY COURT JUDGES
2008 MAURY COUNTY JUVENILE COURT STATISTICAL DATA**

Six Most Frequent Referral Reasons by Source, Race and Sex for CY 2008

	White Male	African American Male	Other Race Male	White Female	African American Female	Other Race Female	Unknown Race or Sex	Total
<u>Law Enforcement</u>								
1. Traffic	127	19	3	58	14	1	10	232
2. In-State Runaway	22	26	4	16	10	0	2	80
3. Theft of Property	22	20	2	20	13	2	1	80
4. Assault	23	30	2	9	9	3	1	77
5. Disorderly Conduct	21	20	1	16	13	1	3	75
6. Possession of Controlled Substances	38	18	1	10	1	0	1	69
<u>Parents</u>								
1. Dependency / Neglect	30	8	0	18	5	0	4	65
2. Unruly Behavior	7	10	0	2	4	4	2	29
3. Visitation	7	1	0	13	1	0	4	26
4. Custody	8	3	0	8	1	1	2	23
5. Paternity / Legitimation	11	0	1	3	1	0	2	18
6. Other	4	1	0	3	1	2	1	12
<u>Relatives</u>								
1. Dependency / Neglect	17	2	0	17	3	4	9	52
2. Other	3	1	0	1	2	0	0	7
3. Custody	2	0	0	1	3	0	0	6
4. Unruly Behavior	0	1	0	3	0	0	0	4
5. Visitation	3	0	0	0	0	0	0	3
6. NO REFERRAL SUBMITTED	0	0	0	0	0	0	0	0
<u>Self</u>								
1. Possession / Consumption of Alcohol	0	0	0	1	0	0	0	1
2. NO REFERRAL SUBMITTED	0	0	0	0	0	0	0	0
<u>School</u>								
1. Truancy	48	29	4	38	12	1	5	137
2. In-State Runaway	0	0	0	1	0	0	0	1
<u>Community Service Agencies</u>								
1. NO REFERRAL SUBMITTED	0	0	0	0	0	0	0	0
<u>Department of Children's Services</u>								
1. Dependency / Neglect	6	3	2	12	7	1	9	40
2. Termination of Parental Rights	4	3	1	1	3	1	3	16
3. In-State Runaway	1	0	0	2	0	1	0	4
4. Assault	0	1	0	1	1	0	0	3
5. Other	2	0	0	1	0	0	0	3
6. Possession of Controlled Substances	1	2	0	0	0	0	0	3
<u>Other State Department</u>								
1. NO REFERRAL SUBMITTED	0	0	0	0	0	0	0	0
<u>District Attorney's Office</u>								
1. NO REFERRAL SUBMITTED	0	0	0	0	0	0	0	0

**TENNESSEE COUNCIL OF JUVENILE AND FAMILY COURT JUDGES
2008 MAURY COUNTY JUVENILE COURT STATISTICAL DATA**

Six Most Frequent Referral Reasons by Source, Race and Sex for CY 2008

	White Male	African American Male	Other Race Male	White Female	African American Female	Other Race Female	Unknown Race or Sex	Total
<u>Court Staff</u>								
1. Theft of Property	2	2	0	0	0	0	0	4
2. Burglary	2	0	0	0	0	0	0	2
3. Other	0	2	0	0	0	0	0	2
4. Aggravated Assault	1	0	0	0	0	0	0	1
5. Arson	1	0	0	0	0	0	0	1
6. Disorderly Conduct	0	0	0	0	1	0	0	1
<u>Social Agency</u>								
1. Dependency / Neglect	0	1	0	0	0	0	1	2
2. NO REFERRAL SUBMITTED	0	0	0	0	0	0	0	0
<u>Other Court</u>								
1. Possession / Consumption of Alcohol	0	0	0	1	0	0	0	1
2. NO REFERRAL SUBMITTED	0	0	0	0	0	0	0	0
<u>Victim</u>								
1. Assault	1	1	1	1	2	0	0	6
2. Other	3	0	0	2	0	0	0	5
3. Harassment	1	0	1	1	0	0	0	3
4. Vandalism	1	0	2	0	0	0	0	3
5. Burglary	1	0	0	1	0	0	0	2
6. Theft of Property	1	0	1	0	0	0	0	2
<u>Child & Parent</u>								
1. Possession / Consumption of Alcohol	2	0	0	0	0	0	0	2
2. Theft of Property	1	0	0	0	0	0	0	1
3. NO REFERRAL SUBMITTED	0	0	0	0	0	0	0	0
<u>Hospital</u>								
1. NO REFERRAL SUBMITTED	0	0	0	0	0	0	0	0
<u>Unknown</u>								
1. NO REFERRAL SUBMITTED	0	0	0	0	0	0	0	0
<u>Other</u>								
1. Dependency / Neglect	7	0	0	4	2	1	3	17
2. Assault	1	0	0	0	2	0	0	3
3. Other	0	1	0	1	1	0	0	3
4. Traffic	3	0	0	0	0	0	0	3
5. Unruly Behavior	2	1	0	0	0	0	0	3
6. Illegal Possession / Fraudulent Use of C	2	0	0	0	0	0	0	2

**TENNESSEE COUNCIL OF JUVENILE AND FAMILY COURT JUDGES
2008 MAURY COUNTY JUVENILE COURT STATISTICAL DATA**

Source of Referrals by Type of Offense, Race and Sex for CY 2008

	White Male	African American Male	Other Race Male	White Female	African American Female	Other Race Female	Unknown Race or Sex	Total
<u>Delinquent</u>								
Law Enforcement	358	192	18	136	62	10	25	801
Parents	3	4	0	13	1	0	0	21
Victim	6	2	6	3	2	0	0	19
Other	10	0	1	1	3	0	0	15
Court Staff	8	2	0	0	2	0	0	12
DCS	4	5	0	1	1	0	0	11
Child & Parent	3	0	0	0	0	0	0	3
Other Court	0	0	0	1	0	0	0	1
Self	0	0	0	1	0	0	0	1
CSA	0	0	0	0	0	0	0	0
District Attorney's Office	0	0	0	0	0	0	0	0
Hospital	0	0	0	0	0	0	0	0
Other State Department	0	0	0	0	0	0	0	0
Relatives	0	0	0	0	0	0	0	0
School	0	0	0	0	0	0	0	0
Social Agency	0	0	0	0	0	0	0	0
Unknown	0	0	0	0	0	0	0	0
Totals	392	205	25	156	71	10	25	884

<u>Status/Unruly</u>								
Law Enforcement	91	61	13	49	30	3	6	253
School	48	29	4	39	12	1	5	138
Parents	9	10	0	2	4	4	2	31
DCS	1	0	0	4	1	1	0	7
Other	2	1	0	0	1	0	0	4
Relatives	0	1	0	3	0	0	0	4
Court Staff	0	0	0	2	0	0	0	2
Child & Parent	0	0	0	0	0	0	0	0
CSA	0	0	0	0	0	0	0	0
District Attorney's Office	0	0	0	0	0	0	0	0
Hospital	0	0	0	0	0	0	0	0
Other Court	0	0	0	0	0	0	0	0
Other State Department	0	0	0	0	0	0	0	0
Self	0	0	0	0	0	0	0	0
Social Agency	0	0	0	0	0	0	0	0
Unknown	0	0	0	0	0	0	0	0
Victim	0	0	0	0	0	0	0	0
Totals	151	102	17	99	48	9	13	439

**TENNESSEE COUNCIL OF JUVENILE AND FAMILY COURT JUDGES
2008 MAURY COUNTY JUVENILE COURT STATISTICAL DATA**

Source of Referrals by Type of Offense, Race and Sex for CY 2008

	White Male	African American Male	Other Race Male	White Female	African American Female	Other Race Female	Unknown Race or Sex	Total
<u>Dependency and Neglect</u>								
Parents	30	8	0	19	5	0	4	66
DCS	10	6	3	13	10	2	12	56
Relatives	17	2	0	17	3	4	9	52
Other	7	0	0	4	2	1	4	18
Social Agency	0	1	0	0	0	0	1	2
Child & Parent	0	0	0	0	0	0	0	0
Court Staff	0	0	0	0	0	0	0	0
CSA	0	0	0	0	0	0	0	0
District Attorney's Office	0	0	0	0	0	0	0	0
Hospital	0	0	0	0	0	0	0	0
Law Enforcement	0	0	0	0	0	0	0	0
Other Court	0	0	0	0	0	0	0	0
Other State Department	0	0	0	0	0	0	0	0
School	0	0	0	0	0	0	0	0
Self	0	0	0	0	0	0	0	0
Unknown	0	0	0	0	0	0	0	0
Victim	0	0	0	0	0	0	0	0
Totals	64	17	3	53	20	7	30	194

<u>Other Violations</u>								
Child & Parent	0	0	0	0	0	0	0	0
Court Staff	0	0	0	0	0	0	0	0
CSA	0	0	0	0	0	0	0	0
DCS	0	0	0	0	0	0	0	0
District Attorney's Office	0	0	0	0	0	0	0	0
Hospital	0	0	0	0	0	0	0	0
Law Enforcement	0	0	0	0	0	0	0	0
Other	0	0	0	0	0	0	0	0
Other Court	0	0	0	0	0	0	0	0
Other State Department	0	0	0	0	0	0	0	0
Parents	0	0	0	0	0	0	0	0
Relatives	0	0	0	0	0	0	0	0
School	0	0	0	0	0	0	0	0
Self	0	0	0	0	0	0	0	0
Social Agency	0	0	0	0	0	0	0	0
Unknown	0	0	0	0	0	0	0	0
Victim	0	0	0	0	0	0	0	0
Totals	0	0	0	0	0	0	0	0

**TENNESSEE COUNCIL OF JUVENILE AND FAMILY COURT JUDGES
2008 MAURY COUNTY JUVENILE COURT STATISTICAL DATA**

Source of Referrals by Type of Offense, Race and Sex for CY 2008

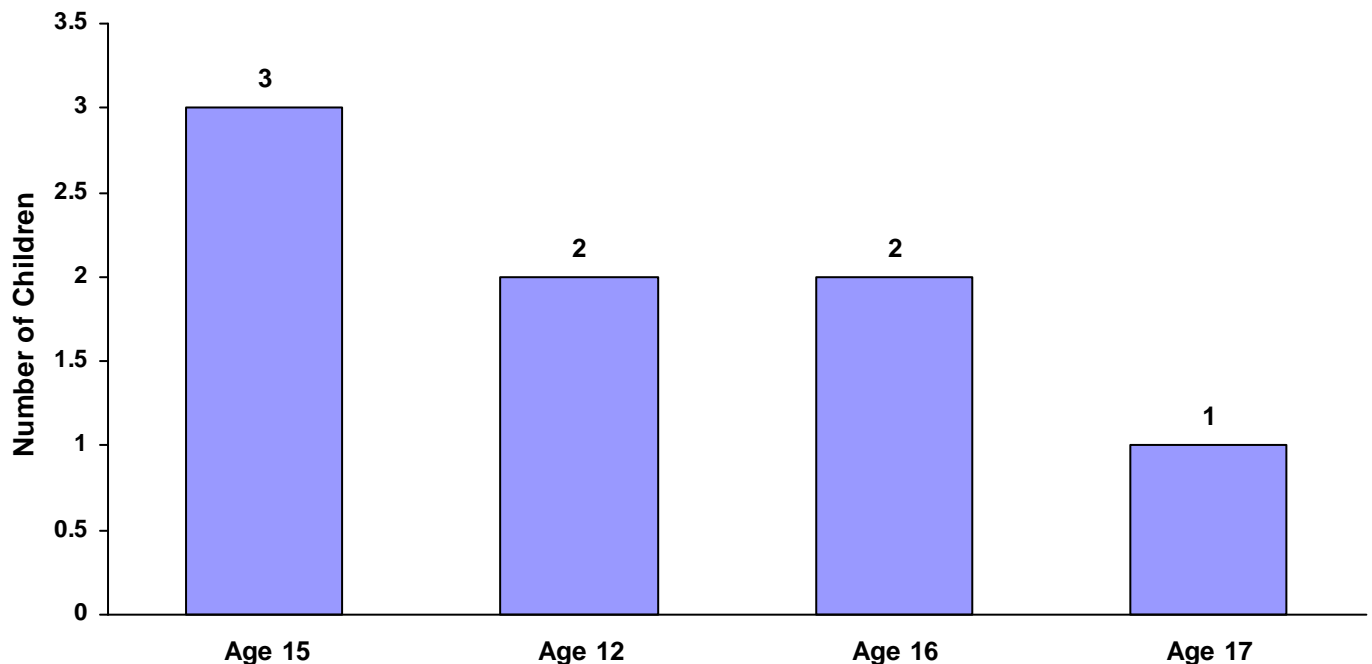
	White Male	African American Male	Other Race Male	White Female	African American Female	Other Race Female	Unknown Race or Sex	Total
<u>Special Proceedings</u>								
Parents	28	5	1	26	3	1	8	72
Relatives	5	0	0	1	3	0	0	9
DCS	1	0	0	0	0	0	0	1
Other	1	0	0	0	0	0	0	1
Child & Parent	0	0	0	0	0	0	0	0
Court Staff	0	0	0	0	0	0	0	0
CSA	0	0	0	0	0	0	0	0
District Attorney's Office	0	0	0	0	0	0	0	0
Hospital	0	0	0	0	0	0	0	0
Law Enforcement	0	0	0	0	0	0	0	0
Other Court	0	0	0	0	0	0	0	0
Other State Department	0	0	0	0	0	0	0	0
School	0	0	0	0	0	0	0	0
Self	0	0	0	0	0	0	0	0
Social Agency	0	0	0	0	0	0	0	0
Unknown	0	0	0	0	0	0	0	0
Victim	0	0	0	0	0	0	0	0
Totals	35	5	1	27	6	1	8	83
<u>Other</u>								
Law Enforcement	7	3	0	3	1	0	0	14
Parents	4	1	0	3	1	2	1	12
Relatives	3	1	0	1	2	0	0	7
Victim	3	0	0	2	0	0	0	5
DCS	2	0	0	1	0	0	0	3
Other	0	1	0	1	1	0	0	3
Court Staff	0	2	0	0	0	0	0	2
Child & Parent	0	0	0	0	0	0	0	0
CSA	0	0	0	0	0	0	0	0
District Attorney's Office	0	0	0	0	0	0	0	0
Hospital	0	0	0	0	0	0	0	0
Other Court	0	0	0	0	0	0	0	0
Other State Department	0	0	0	0	0	0	0	0
School	0	0	0	0	0	0	0	0
Self	0	0	0	0	0	0	0	0
Social Agency	0	0	0	0	0	0	0	0
Unknown	0	0	0	0	0	0	0	0
Totals	19	8	0	11	5	2	1	46
All Referral Source Totals	661	337	46	346	150	29	77	1,646

**TENNESSEE COUNCIL OF JUVENILE AND FAMILY COURT JUDGES
2008 MAURY COUNTY JUVENILE COURT STATISTICAL DATA**

**Children Referred for Unlawful Carrying/Possession of a Weapon for CY 2008
Total Children = 853**

	White Male	African American Male	Other Race Male	White Female	African American Female	Other Race Female	Unknown Race or Sex	Total	% of All Children Referred
Age Under 1	0	0	0	0	0	0	0	0	0.00%
Age 1	0	0	0	0	0	0	0	0	0.00%
Age 2	0	0	0	0	0	0	0	0	0.00%
Age 3	0	0	0	0	0	0	0	0	0.00%
Age 4	0	0	0	0	0	0	0	0	0.00%
Age 5	0	0	0	0	0	0	0	0	0.00%
Age 6	0	0	0	0	0	0	0	0	0.00%
Age 7	0	0	0	0	0	0	0	0	0.00%
Age 8	0	0	0	0	0	0	0	0	0.00%
Age 9	0	0	0	0	0	0	0	0	0.00%
Age 10	0	0	0	0	0	0	0	0	0.00%
Age 11	0	0	0	0	0	0	0	0	0.00%
Age 12	2	0	0	0	0	0	0	2	0.23%
Age 13	0	0	0	0	0	0	0	0	0.00%
Age 14	0	0	0	0	0	0	0	0	0.00%
Age 15	3	0	0	0	0	0	0	3	0.35%
Age 16	0	2	0	0	0	0	0	2	0.23%
Age 17	0	1	0	0	0	0	0	1	0.12%
Age 18	0	0	0	0	0	0	0	0	0.00%
Age 19 and Over	0	0	0	0	0	0	0	0	0.00%
Totals	5	3	0	0	0	0	0	8	

Total Children Referred for Unlawfully Carrying/Possessing Weapons



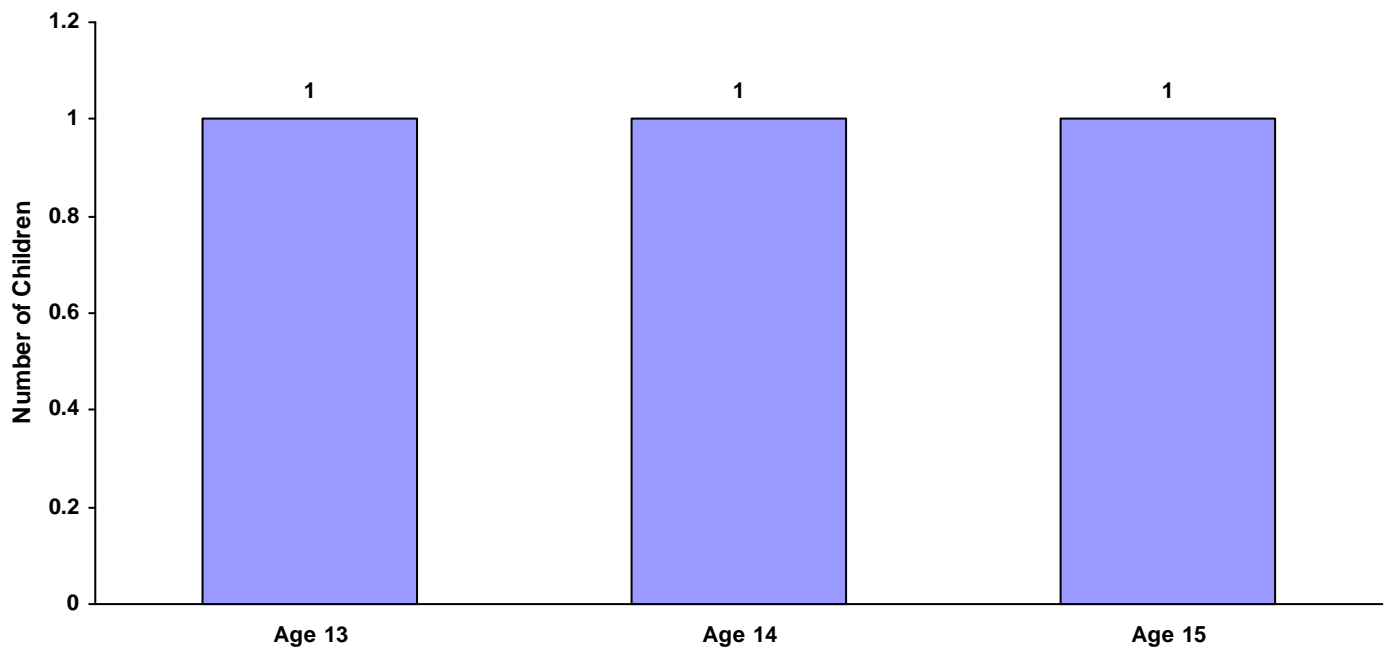
**TENNESSEE COUNCIL OF JUVENILE AND FAMILY COURT JUDGES
2008 MAURY COUNTY JUVENILE COURT STATISTICAL DATA**

Children Referred for Carrying Weapons on School Property for CY 2008

Total Children = 853

	White Male	African American Male	Other Race Male	White Female	African American Female	Other Race Female	Unknown Race or Sex	Total	% of Children Referred
Age Under 1	0	0	0	0	0	0	0	0	0.00%
Age 1	0	0	0	0	0	0	0	0	0.00%
Age 2	0	0	0	0	0	0	0	0	0.00%
Age 3	0	0	0	0	0	0	0	0	0.00%
Age 4	0	0	0	0	0	0	0	0	0.00%
Age 5	0	0	0	0	0	0	0	0	0.00%
Age 6	0	0	0	0	0	0	0	0	0.00%
Age 7	0	0	0	0	0	0	0	0	0.00%
Age 8	0	0	0	0	0	0	0	0	0.00%
Age 9	0	0	0	0	0	0	0	0	0.00%
Age 10	0	0	0	0	0	0	0	0	0.00%
Age 11	0	0	0	0	0	0	0	0	0.00%
Age 12	0	0	0	0	0	0	0	0	0.00%
Age 13	0	1	0	0	0	0	0	1	0.12%
Age 14	1	0	0	0	0	0	0	1	0.12%
Age 15	0	1	0	0	0	0	0	1	0.12%
Age 16	0	0	0	0	0	0	0	0	0.00%
Age 17	0	0	0	0	0	0	0	0	0.00%
Age 18	0	0	0	0	0	0	0	0	0.00%
Age 19 and Over	0	0	0	0	0	0	0	0	0.00%
Totals	1	2	0	0	0	0	0	3	

Total Children Referred for Carrying Weapons on School Property

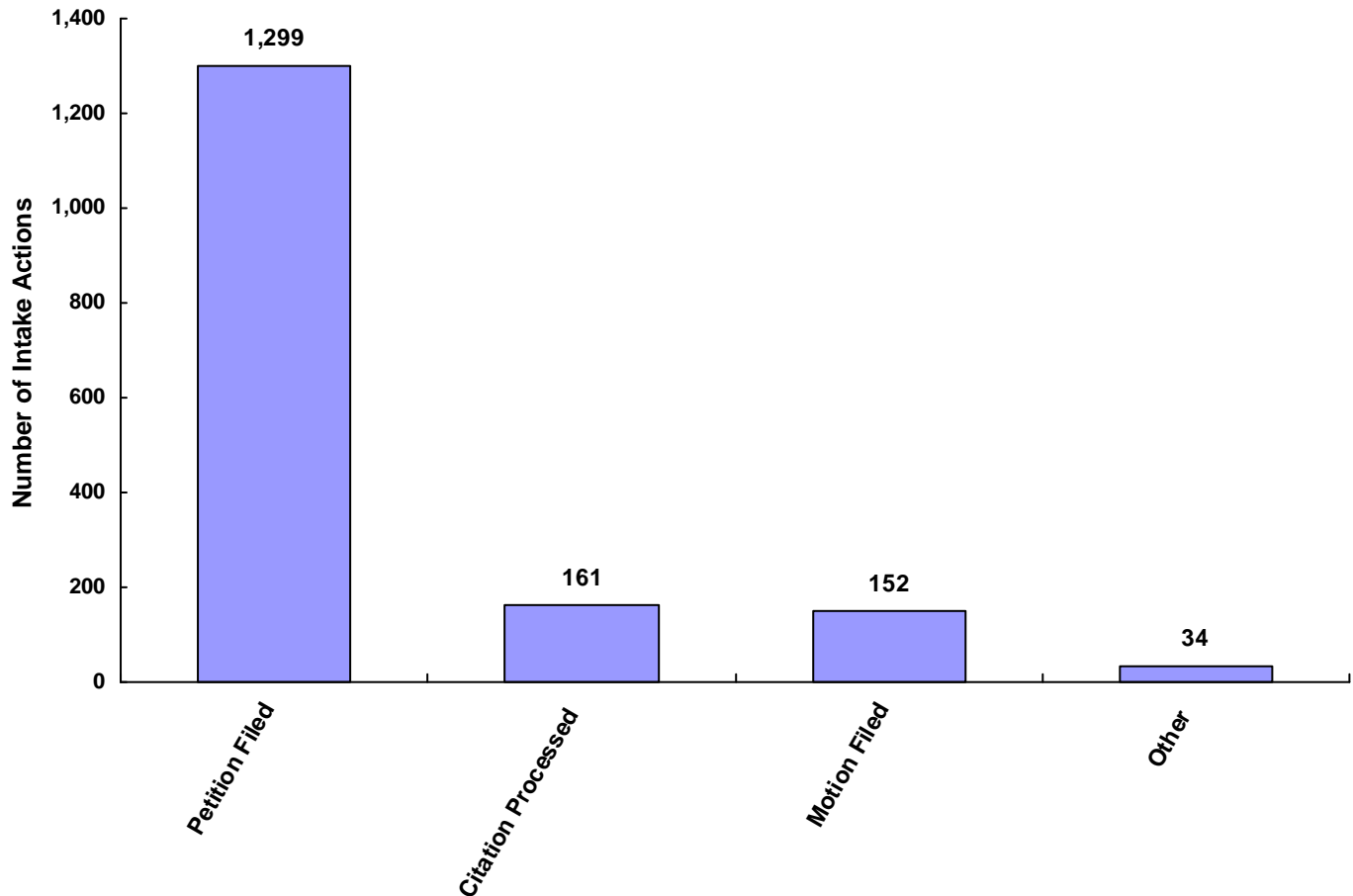


**TENNESSEE COUNCIL OF JUVENILE AND FAMILY COURT JUDGES
2008 MAURY COUNTY JUVENILE COURT STATISTICAL DATA**

Intake Actions at Referral by Race and Sex for CY 2008

	White Male	African American Male	Other Race Male	White Female	African American Female	Other Race Female	Unknown Race or Sex	Total	% of Total Referrals
Petition Filed	506	285	33	271	125	22	57	1,299	78.92%
Motion Filed	53	38	7	24	16	4	10	152	9.23%
Citation Processed	87	11	6	40	7	1	9	161	9.78%
Paternity Processed Notice	0	0	0	0	0	0	0	0	0.00%
Schedule Judicial Review	0	0	0	0	0	0	0	0	0.00%
Schedule Admin Review	0	0	0	0	0	0	0	0	0.00%
Schedule Foster Care Review	0	0	0	0	0	0	0	0	0.00%
Unknown	0	0	0	0	0	0	0	0	0.00%
Does Not Apply	0	0	0	0	0	0	0	0	0.00%
Other	15	3	0	11	2	2	1	34	2.07%
Totals	661	337	46	346	150	29	77	1,646	

Total Intake Actions at Referral



**TENNESSEE COUNCIL OF JUVENILE AND FAMILY COURT JUDGES
2008 MAURY COUNTY JUVENILE COURT STATISTICAL DATA**

Intake Actions of Referrals by Class of Offense, Race and Sex for CY 2008

	White Male	African American Male	Other Race Male	White Female	African American Female	Other Race Female	Unknown Race or Sex	Total
<u>Offenses Against Persons</u>								
Petition Filed	38	55	6	12	15	3	1	130
Motion Filed	5	7	1	0	3	0	3	19
Other	2	0	0	1	0	0	0	3
Citation Processed	0	0	0	0	0	0	0	0
Notification of Paternity Processed	0	0	0	0	0	0	0	0
Scheduling of Judicial Review	0	0	0	0	0	0	0	0
Scheduling of Administrative Review	0	0	0	0	0	0	0	0
Scheduling of Foster Care Review	0	0	0	0	0	0	0	0
Unknown	0	0	0	0	0	0	0	0
Does Not Apply	0	0	0	0	0	0	0	0
Totals	45	62	7	13	18	3	4	152
<u>Offenses Against Property</u>								
Petition Filed	60	34	5	32	17	2	5	155
Motion Filed	6	6	1	1	0	0	0	14
Other	5	0	0	1	0	0	0	6
Citation Processed	0	0	0	0	0	0	0	0
Notification of Paternity Processed	0	0	0	0	0	0	0	0
Scheduling of Judicial Review	0	0	0	0	0	0	0	0
Scheduling of Administrative Review	0	0	0	0	0	0	0	0
Scheduling of Foster Care Review	0	0	0	0	0	0	0	0
Unknown	0	0	0	0	0	0	0	0
Does Not Apply	0	0	0	0	0	0	0	0
Totals	71	40	6	34	17	2	5	175
<u>Illegal Conduct</u>								
Petition Filed	188	82	5	71	26	1	6	379
Citation Processed	68	8	4	33	7	1	9	130
Motion Filed	17	12	3	5	2	3	1	43
Other	3	1	0	0	1	0	0	5
Notification of Paternity Processed	0	0	0	0	0	0	0	0
Scheduling of Judicial Review	0	0	0	0	0	0	0	0
Scheduling of Administrative Review	0	0	0	0	0	0	0	0
Scheduling of Foster Care Review	0	0	0	0	0	0	0	0
Unknown	0	0	0	0	0	0	0	0
Does Not Apply	0	0	0	0	0	0	0	0
Totals	276	103	12	109	36	5	16	557

**TENNESSEE COUNCIL OF JUVENILE AND FAMILY COURT JUDGES
2008 MAURY COUNTY JUVENILE COURT STATISTICAL DATA**

Intake Actions of Referrals by Class of Offense, Race and Sex for CY 2008

	White Male	African American Male	Other Race Male	White Female	African American Female	Other Race Female	Unknown Race or Sex	Total
<u>Status Offenses</u>								
Petition Filed	123	91	13	84	42	7	13	373
Motion Filed	9	9	2	6	6	1	0	33
Citation Processed	19	2	2	7	0	0	0	30
Other	0	0	0	2	0	1	0	3
Notification of Paternity Processed	0	0	0	0	0	0	0	0
Scheduling of Judicial Review	0	0	0	0	0	0	0	0
Scheduling of Administrative Review	0	0	0	0	0	0	0	0
Scheduling of Foster Care Review	0	0	0	0	0	0	0	0
Unknown	0	0	0	0	0	0	0	0
Does Not Apply	0	0	0	0	0	0	0	0
Totals	151	102	17	99	48	9	13	439

<u>Dependency/Neglect</u>								
Petition Filed	53	13	3	46	18	6	23	162
Motion Filed	8	2	0	3	1	0	6	20
Other	3	2	0	4	1	1	1	12
Citation Processed	0	0	0	0	0	0	0	0
Notification of Paternity Processed	0	0	0	0	0	0	0	0
Scheduling of Judicial Review	0	0	0	0	0	0	0	0
Scheduling of Administrative Review	0	0	0	0	0	0	0	0
Scheduling of Foster Care Review	0	0	0	0	0	0	0	0
Unknown	0	0	0	0	0	0	0	0
Does Not Apply	0	0	0	0	0	0	0	0
Totals	64	17	3	53	20	7	30	194

<u>Other Violation Proceedings</u>								
Petition Filed	0	0	0	0	0	0	0	0
Motion Filed	0	0	0	0	0	0	0	0
Citation Processed	0	0	0	0	0	0	0	0
Notification of Paternity Processed	0	0	0	0	0	0	0	0
Scheduling of Judicial Review	0	0	0	0	0	0	0	0
Scheduling of Administrative Review	0	0	0	0	0	0	0	0
Scheduling of Foster Care Review	0	0	0	0	0	0	0	0
Unknown	0	0	0	0	0	0	0	0
Does Not Apply	0	0	0	0	0	0	0	0
Other	0	0	0	0	0	0	0	0
Totals	0	0	0	0	0	0	0	0

**TENNESSEE COUNCIL OF JUVENILE AND FAMILY COURT JUDGES
2008 MAURY COUNTY JUVENILE COURT STATISTICAL DATA**

Intake Actions of Referrals by Class of Offense, Race and Sex for CY 2008

	White Male	African American Male	Other Race Male	White Female	African American Female	Other Race Female	Unknown Race or Sex	Total
<u>Parentage</u>								
Petition Filed	27	3	1	17	2	1	8	59
Motion Filed	7	2	0	7	4	0	0	20
Other	1	0	0	2	0	0	0	3
Citation Processed	0	0	0	0	0	0	0	0
Notification of Paternity Processed	0	0	0	0	0	0	0	0
Scheduling of Judicial Review	0	0	0	0	0	0	0	0
Scheduling of Administrative Review	0	0	0	0	0	0	0	0
Scheduling of Foster Care Review	0	0	0	0	0	0	0	0
Unknown	0	0	0	0	0	0	0	0
Does Not Apply	0	0	0	0	0	0	0	0
Totals	35	5	1	26	6	1	8	82
<u>Special Proceedings</u>								
Petition Filed	0	0	0	1	0	0	0	1
Motion Filed	0	0	0	0	0	0	0	0
Citation Processed	0	0	0	0	0	0	0	0
Notification of Paternity Processed	0	0	0	0	0	0	0	0
Scheduling of Judicial Review	0	0	0	0	0	0	0	0
Scheduling of Administrative Review	0	0	0	0	0	0	0	0
Scheduling of Foster Care Review	0	0	0	0	0	0	0	0
Unknown	0	0	0	0	0	0	0	0
Does Not Apply	0	0	0	0	0	0	0	0
Other	0	0	0	0	0	0	0	0
Totals	0	0	0	1	0	0	0	1
<u>Other</u>								
Petition Filed	17	7	0	8	5	2	1	40
Motion Filed	1	0	0	2	0	0	0	3
Other	1	0	0	1	0	0	0	2
Citation Processed	0	1	0	0	0	0	0	1
Notification of Paternity Processed	0	0	0	0	0	0	0	0
Scheduling of Judicial Review	0	0	0	0	0	0	0	0
Scheduling of Administrative Review	0	0	0	0	0	0	0	0
Scheduling of Foster Care Review	0	0	0	0	0	0	0	0
Unknown	0	0	0	0	0	0	0	0
Does Not Apply	0	0	0	0	0	0	0	0
Totals	19	8	0	11	5	2	1	46
All Intake Action Totals	661	337	46	346	150	29	77	1,646

**TENNESSEE COUNCIL OF JUVENILE AND FAMILY COURT JUDGES
2008 MAURY COUNTY JUVENILE COURT STATISTICAL DATA**

Detention Statistics at Referral by Individual Child by Race and Sex for CY 2008

	White Male	African American Male	Other Race Male	White Female	African American Female	Other Race Female	Unknown Race or Sex	Total	% of Total Children
Does Not Apply	322	112	15	238	81	18	56	842	98.71%
Juvenile Detention Facility	4	5	0	0	0	0	0	9	1.06%
Non-Secure Placement	0	0	0	0	1	0	0	1	0.12%
Unknown	0	0	0	0	0	0	1	1	0.12%
Jail - Complete Separation	0	0	0	0	0	0	0	0	0.00%
Jail - Partial Separation	0	0	0	0	0	0	0	0	0.00%
Jail - No Separation	0	0	0	0	0	0	0	0	0.00%
Psychiatric Hospital	0	0	0	0	0	0	0	0	0.00%
Other	0	0	0	0	0	0	0	0	0.00%
Totals	326	117	15	238	82	18	57	853	

Detention Statistics at Referral by Individual Case for CY 2008

	Cases	% of Total Cases
Does Not Apply	1,416	97.93%
Juvenile Detention Facility	27	1.87%
Non-Secure Placement	1	0.07%
Unknown	1	0.07%
Other	1	0.07%
Jail - Complete Separation	0	0.00%
Jail - Partial Separation	0	0.00%
Jail - No Separation	0	0.00%
Psychiatric Hospital	0	0.00%
	1,446	100.00%

Detention Statistics above are reported separately by Child and by Case. One child may have multiple cases.

Does Not Apply: Refers to cases not eligible for detention due to the type of Referral or the decision not to detain.

**TENNESSEE COUNCIL OF JUVENILE AND FAMILY COURT JUDGES
2008 MAURY COUNTY JUVENILE COURT STATISTICAL DATA**

Placement after Secure Detention Hearing by Individual Child by Race and Sex for CY 2008

	White Male	African American Male	Other Race Male	White Female	African American Female	Other Race Female	Unknown Race or Sex	Total	% of Total Children
Does Not Apply	324	114	15	238	81	18	57	847	99.30%
Juvenile Detention Facility	1	2	0	0	0	0	0	3	0.35%
Returned to Prior Living Arr	1	1	0	0	0	0	0	2	0.23%
Unknown	0	0	0	0	1	0	0	1	0.12%
Jail	0	0	0	0	0	0	0	0	0.00%
Shelter / Group Home	0	0	0	0	0	0	0	0	0.00%
Foster Family Home	0	0	0	0	0	0	0	0	0.00%
Psychiatric Hospital	0	0	0	0	0	0	0	0	0.00%
Other	0	0	0	0	0	0	0	0	0.00%
Totals	326	117	15	238	82	18	57	853	

Placement after Secure Detention Hearing by Individual Case for CY 2008

	Cases	% of Total Cases
Does Not Apply	1,424	98.48%
Juvenile Detention Facility	16	1.11%
Returned to Prior Living Arrangement	5	0.35%
Unknown	1	0.07%
Jail	0	0.00%
Shelter / Group Home	0	0.00%
Foster Family Home	0	0.00%
Psychiatric Hospital	0	0.00%
Other	0	0.00%
	1,446	100.00%

Detention Statistics above are reported separately by Child and by Case. One child may have multiple cases.

Does Not Apply: Refers to cases not eligible for detention due to the type of Referral or the decision not to detain.

**TENNESSEE COUNCIL OF JUVENILE AND FAMILY COURT JUDGES
2008 MAURY COUNTY JUVENILE COURT STATISTICAL DATA**

Dispositional Procedures for CY 2008

Procedures used to Dispose or Adjust all Referrals

	Number	% of All Referrals
Formally Adjudicated	1,210	73.51%
Informally Adjusted	8	0.49%
Transfer to Adult Court Hearings and Charges Cleared	20	1.22%
Otherwise Handled	408	24.79%
	1,646	100.00%

Referrals Disposed by Formal Adjudicatory Proceedings

	Number	% of All Referrals
Dismissed	128	7.78%
Retired / Nolle Prosequi	150	9.11%
Complaint Substantiated Delinquent	334	20.29%
Complaint Substantiated Status Offender	549	33.35%
Complaint Substantiated Dependent/Neglect	49	2.98%
Complaint Substantiated Abused	0	0.00%
Complaint Substantiated Mentally Ill	0	0.00%
	1,210	73.51%

Referrals Disposed by Other Actions

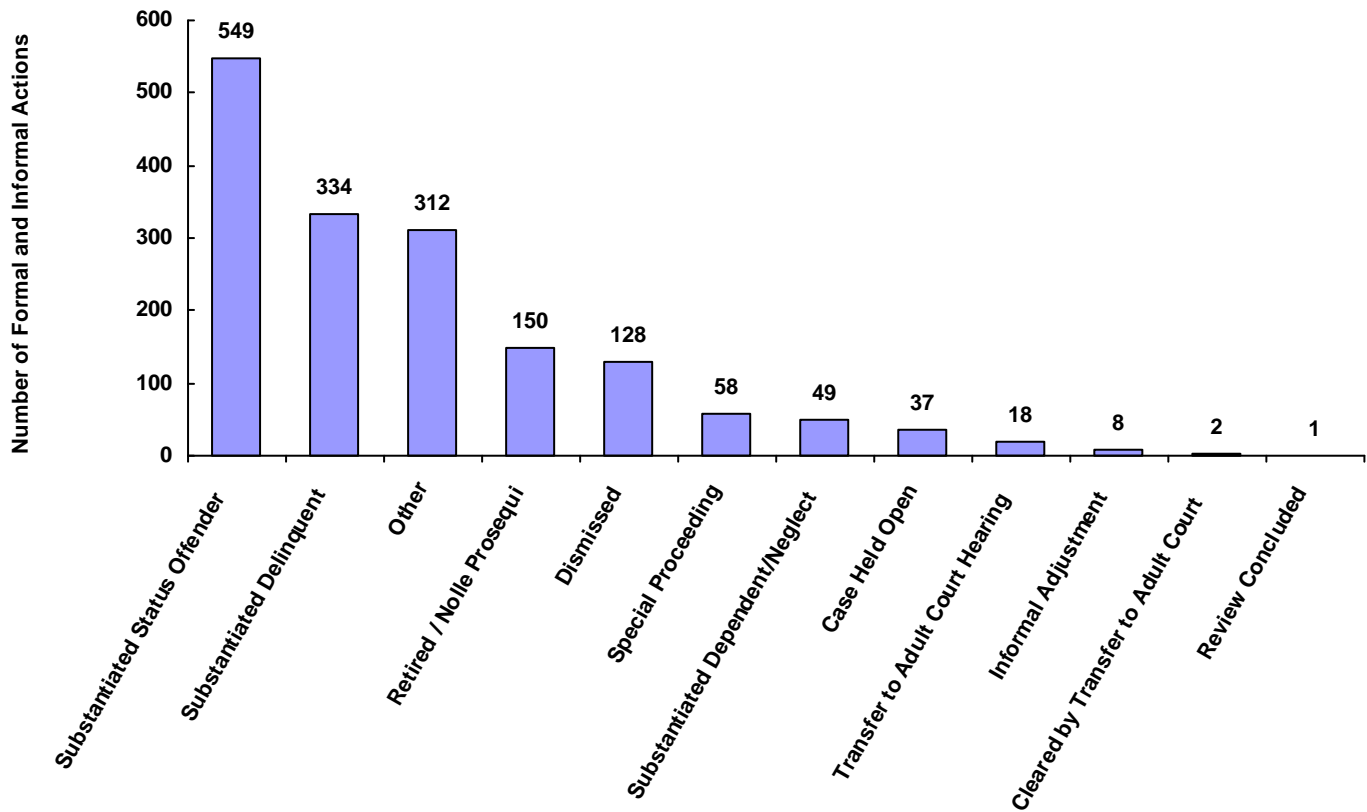
	Number	% of All Referrals
Informal Adjustment	8	0.49%
Transfer to Adult Court Hearing	18	1.09%
Charges Cleared by Transfer to Adult Court	2	0.12%
Pretrial Diversion	0	0.00%
Special Proceeding	58	3.52%
Review Concluded	1	0.06%
Case Held Open	37	2.25%
Other	312	18.96%
Unknown	0	0.00%
	436	26.49%

**TENNESSEE COUNCIL OF JUVENILE AND FAMILY COURT JUDGES
2008 MAURY COUNTY JUVENILE COURT STATISTICAL DATA**

Formal and Informal Actions by Race and Sex for CY 2008

	White Male	African American Male	Other Race Male	White Female	African American Female	Other Race Female	Unknown Race or Sex	Total	% of Total Referrals
Dismissed	55	29	2	28	10	0	4	128	7.78%
Retired / Nolle Prosequi	56	41	8	21	18	4	2	150	9.11%
Substantiated Delinquent	126	107	11	46	31	3	10	334	20.29%
Substantiated Status Offender	233	86	19	137	48	9	17	549	33.35%
Substantiated Dependent/Neglect	16	4	0	19	5	0	5	49	2.98%
Substantiated Abused	0	0	0	0	0	0	0	0	0.00%
Substantiated Mentally Ill	0	0	0	0	0	0	0	0	0.00%
Informal Adjustment	6	0	0	1	0	0	1	8	0.49%
Pretrial Diversion	0	0	0	0	0	0	0	0	0.00%
Transfer to Adult Court Hearing	8	10	0	0	0	0	0	18	1.09%
Cleared by Transfer to Adult Court	0	2	0	0	0	0	0	2	0.12%
Special Proceeding	16	12	1	14	6	0	9	58	3.52%
Review Concluded	1	0	0	0	0	0	0	1	0.06%
Case Held Open	12	13	3	3	5	0	1	37	2.25%
Unknown	0	0	0	0	0	0	0	0	0.00%
Other	132	33	2	77	27	13	28	312	18.96%
Totals	661	337	46	346	150	29	77	1,646	

Total Formal and Informal Actions



**TENNESSEE COUNCIL OF JUVENILE AND FAMILY COURT JUDGES
2008 MAURY COUNTY JUVENILE COURT STATISTICAL DATA**

Formal and Informal Actions by Type of Offense, Race and Sex for CY 2008

	White Male	African American Male	Other Race Male	White Female	African American Female	Other Race Female	Unknown Race or Sex	Total
<u>Delinquent</u>								
Complaint Substantiated Delinquent	119	104	11	46	30	3	9	322
Complaint Substantiated Status Offender	118	13	5	53	14	2	9	214
Retired / Nolle Prosequi	45	27	8	17	14	3	2	116
Other	50	16	0	22	6	2	2	98
Dismissed	39	15	1	15	5	0	1	76
Transfer to Adult Court Hearing	8	10	0	0	0	0	0	18
Case Held Open	2	10	0	1	2	0	1	16
Special Proceeding	2	9	0	2	0	0	0	13
Informal Adjustment	6	0	0	0	0	0	1	7
Complaint Substantiated Dependent/Neglect	2	0	0	0	0	0	0	2
Charges Cleared by Transfer to Adult Court	0	1	0	0	0	0	0	1
Review Concluded	1	0	0	0	0	0	0	1
Complaint Substantiated Abused	0	0	0	0	0	0	0	0
Complaint Substantiated Mentally Ill	0	0	0	0	0	0	0	0
Pretrial Diversion	0	0	0	0	0	0	0	0
Unknown	0	0	0	0	0	0	0	0
Totals	392	205	25	156	71	10	25	884

<u>Status</u>								
Complaint Substantiated Status Offender	114	73	14	83	34	7	8	333
Other	16	4	0	8	7	1	4	40
Retired / Nolle Prosequi	11	12	0	4	4	1	0	32
Dismissed	5	9	0	2	2	0	0	18
Case Held Open	4	2	3	0	1	0	0	10
Special Proceeding	1	0	0	2	0	0	0	3
Complaint Substantiated Delinquent	0	1	0	0	0	0	1	2
Charges Cleared by Transfer to Adult Court	0	1	0	0	0	0	0	1
Complaint Substantiated Dependent/Neglect	0	0	0	0	0	0	0	0
Complaint Substantiated Abused	0	0	0	0	0	0	0	0
Complaint Substantiated Mentally Ill	0	0	0	0	0	0	0	0
Informal Adjustment	0	0	0	0	0	0	0	0
Pretrial Diversion	0	0	0	0	0	0	0	0
Transfer to Adult Court Hearing	0	0	0	0	0	0	0	0
Review Concluded	0	0	0	0	0	0	0	0
Unknown	0	0	0	0	0	0	0	0
Totals	151	102	17	99	48	9	13	439

**TENNESSEE COUNCIL OF JUVENILE AND FAMILY COURT JUDGES
2008 MAURY COUNTY JUVENILE COURT STATISTICAL DATA**

Formal and Informal Actions by Type of Offense, Race and Sex for CY 2008

	White Male	African American Male	Other Race Male	White Female	African American Female	Other Race Female	Unknown Race or Sex	Total
<u>Dependency and Neglect</u>								
Other	30	8	1	19	10	7	18	93
Complaint Substantiated Dependent/Neglect	14	4	0	19	5	0	5	47
Dismissed	8	4	1	7	2	0	1	23
Special Proceeding	8	1	1	6	1	0	6	23
Case Held Open	4	0	0	2	2	0	0	8
Retired / Nolle Prosequi	0	0	0	0	0	0	0	0
Complaint Substantiated Delinquent	0	0	0	0	0	0	0	0
Complaint Substantiated Status Offender	0	0	0	0	0	0	0	0
Complaint Substantiated Abused	0	0	0	0	0	0	0	0
Complaint Substantiated Mentally Ill	0	0	0	0	0	0	0	0
Informal Adjustment	0	0	0	0	0	0	0	0
Pretrial Diversion	0	0	0	0	0	0	0	0
Transfer to Adult Court Hearing	0	0	0	0	0	0	0	0
Charges Cleared by Transfer to Adult Court	0	0	0	0	0	0	0	0
Review Concluded	0	0	0	0	0	0	0	0
Unknown	0	0	0	0	0	0	0	0
Totals	64	17	3	53	20	7	30	194
<u>Other Violations</u>								
Dismissed	0	0	0	0	0	0	0	0
Retired / Nolle Prosequi	0	0	0	0	0	0	0	0
Complaint Substantiated Delinquent	0	0	0	0	0	0	0	0
Complaint Substantiated Status Offender	0	0	0	0	0	0	0	0
Complaint Substantiated Dependent/Neglect	0	0	0	0	0	0	0	0
Complaint Substantiated Abused	0	0	0	0	0	0	0	0
Complaint Substantiated Mentally Ill	0	0	0	0	0	0	0	0
Informal Adjustment	0	0	0	0	0	0	0	0
Pretrial Diversion	0	0	0	0	0	0	0	0
Transfer to Adult Court Hearing	0	0	0	0	0	0	0	0
Charges Cleared by Transfer to Adult Court	0	0	0	0	0	0	0	0
Special Proceeding	0	0	0	0	0	0	0	0
Review Concluded	0	0	0	0	0	0	0	0
Case Held Open	0	0	0	0	0	0	0	0
Unknown	0	0	0	0	0	0	0	0
Other	0	0	0	0	0	0	0	0
Totals	0	0	0	0	0	0	0	0

**TENNESSEE COUNCIL OF JUVENILE AND FAMILY COURT JUDGES
2008 MAURY COUNTY JUVENILE COURT STATISTICAL DATA**

Formal and Informal Actions by Type of Offense, Race and Sex for CY 2008

	White Male	African American Male	Other Race Male	White Female	African American Female	Other Race Female	Unknown Race or Sex	Total
<u>Special Proceedings</u>								
Other	27	4	1	19	3	1	3	58
Special Proceeding	4	0	0	4	3	0	3	14
Dismissed	2	0	0	4	0	0	2	8
Case Held Open	2	1	0	0	0	0	0	3
Retired / Nolle Prosequi	0	0	0	0	0	0	0	0
Complaint Substantiated Delinquent	0	0	0	0	0	0	0	0
Complaint Substantiated Status Offender	0	0	0	0	0	0	0	0
Complaint Substantiated Dependent/Neglect	0	0	0	0	0	0	0	0
Complaint Substantiated Abused	0	0	0	0	0	0	0	0
Complaint Substantiated Mentally Ill	0	0	0	0	0	0	0	0
Informal Adjustment	0	0	0	0	0	0	0	0
Pretrial Diversion	0	0	0	0	0	0	0	0
Transfer to Adult Court Hearing	0	0	0	0	0	0	0	0
Charges Cleared by Transfer to Adult Court	0	0	0	0	0	0	0	0
Review Concluded	0	0	0	0	0	0	0	0
Unknown	0	0	0	0	0	0	0	0
Totals	35	5	1	27	6	1	8	83
<u>Other</u>								
Other	9	1	0	9	1	2	1	23
Complaint Substantiated Delinquent	7	2	0	0	1	0	0	10
Special Proceeding	1	2	0	0	2	0	0	5
Dismissed	1	1	0	0	1	0	0	3
Retired / Nolle Prosequi	0	2	0	0	0	0	0	2
Complaint Substantiated Status Offender	1	0	0	1	0	0	0	2
Informal Adjustment	0	0	0	1	0	0	0	1
Complaint Substantiated Dependent/Neglect	0	0	0	0	0	0	0	0
Complaint Substantiated Abused	0	0	0	0	0	0	0	0
Complaint Substantiated Mentally Ill	0	0	0	0	0	0	0	0
Pretrial Diversion	0	0	0	0	0	0	0	0
Transfer to Adult Court Hearing	0	0	0	0	0	0	0	0
Charges Cleared by Transfer to Adult Court	0	0	0	0	0	0	0	0
Review Concluded	0	0	0	0	0	0	0	0
Case Held Open	0	0	0	0	0	0	0	0
Unknown	0	0	0	0	0	0	0	0
Totals	19	8	0	11	5	2	1	46
All Action Totals	661	337	46	346	150	29	77	1,646

**TENNESSEE COUNCIL OF JUVENILE AND FAMILY COURT JUDGES
2008 MAURY COUNTY JUVENILE COURT STATISTICAL DATA**

Formal and Informal Actions by Class of Referral, Race and Sex for CY 2008

	White Male	African American Male	Other Race Male	White Female	African American Female	Other Race Female	Unknown Race or Sex	Total
<u>Offenses Against Persons</u>								
Complaint Substantiated Delinquent	21	34	4	2	8	1	2	72
Retired / Nolle Prosequi	6	6	3	1	5	1	0	22
Dismissed	7	3	0	5	2	0	1	18
Other	4	5	0	2	1	1	0	13
Transfer to Adult Court Hearing	4	4	0	0	0	0	0	8
Special Proceeding	2	4	0	2	0	0	0	8
Case Held Open	0	5	0	0	1	0	1	7
Complaint Substantiated Status Offender	0	0	0	1	1	0	0	2
Informal Adjustment	1	0	0	0	0	0	0	1
Charges Cleared by Transfer to Adult Court	0	1	0	0	0	0	0	1
Complaint Substantiated Dependent/Neglect	0	0	0	0	0	0	0	0
Complaint Substantiated Abused	0	0	0	0	0	0	0	0
Complaint Substantiated Mentally Ill	0	0	0	0	0	0	0	0
Pretrial Diversion	0	0	0	0	0	0	0	0
Review Concluded	0	0	0	0	0	0	0	0
Unknown	0	0	0	0	0	0	0	0
Totals	45	62	7	13	18	3	4	152

<u>Offenses Against Property</u>								
Complaint Substantiated Delinquent	33	19	3	26	12	2	4	99
Other	15	6	0	2	2	0	0	25
Dismissed	10	6	0	3	1	0	0	20
Retired / Nolle Prosequi	5	7	3	2	1	0	0	18
Informal Adjustment	3	0	0	0	0	0	1	4
Case Held Open	2	1	0	1	0	0	0	4
Complaint Substantiated Status Offender	2	0	0	0	1	0	0	3
Special Proceeding	0	1	0	0	0	0	0	1
Review Concluded	1	0	0	0	0	0	0	1
Complaint Substantiated Dependent/Neglect	0	0	0	0	0	0	0	0
Complaint Substantiated Abused	0	0	0	0	0	0	0	0
Complaint Substantiated Mentally Ill	0	0	0	0	0	0	0	0
Pretrial Diversion	0	0	0	0	0	0	0	0
Transfer to Adult Court Hearing	0	0	0	0	0	0	0	0
Charges Cleared by Transfer to Adult Court	0	0	0	0	0	0	0	0
Unknown	0	0	0	0	0	0	0	0
Totals	71	40	6	34	17	2	5	175

**TENNESSEE COUNCIL OF JUVENILE AND FAMILY COURT JUDGES
2008 MAURY COUNTY JUVENILE COURT STATISTICAL DATA**

Formal and Informal Actions by Class of Referral, Race and Sex for CY 2008

	White Male	African American Male	Other Race Male	White Female	African American Female	Other Race Female	Unknown Race or Sex	Total
<u>Illegal Conduct</u>								
Complaint Substantiated Status Offender	116	13	5	52	12	2	9	209
Complaint Substantiated Delinquent	65	51	4	18	10	0	3	151
Retired / Nolle Prosequi	34	14	2	14	8	2	2	76
Other	31	5	0	18	3	1	2	60
Dismissed	22	6	1	7	2	0	0	38
Transfer to Adult Court Hearing	4	6	0	0	0	0	0	10
Case Held Open	0	4	0	0	1	0	0	5
Special Proceeding	0	4	0	0	0	0	0	4
Complaint Substantiated Dependent/Neglect	2	0	0	0	0	0	0	2
Informal Adjustment	2	0	0	0	0	0	0	2
Complaint Substantiated Abused	0	0	0	0	0	0	0	0
Complaint Substantiated Mentally Ill	0	0	0	0	0	0	0	0
Pretrial Diversion	0	0	0	0	0	0	0	0
Charges Cleared by Transfer to Adult Court	0	0	0	0	0	0	0	0
Review Concluded	0	0	0	0	0	0	0	0
Unknown	0	0	0	0	0	0	0	0
Totals	276	103	12	109	36	5	16	557

Status Offenses

Complaint Substantiated Status Offender	114	73	14	83	34	7	8	333
Other	16	4	0	8	7	1	4	40
Retired / Nolle Prosequi	11	12	0	4	4	1	0	32
Dismissed	5	9	0	2	2	0	0	18
Case Held Open	4	2	3	0	1	0	0	10
Special Proceeding	1	0	0	2	0	0	0	3
Complaint Substantiated Delinquent	0	1	0	0	0	0	1	2
Charges Cleared by Transfer to Adult Court	0	1	0	0	0	0	0	1
Complaint Substantiated Dependent/Neglect	0	0	0	0	0	0	0	0
Complaint Substantiated Abused	0	0	0	0	0	0	0	0
Complaint Substantiated Mentally Ill	0	0	0	0	0	0	0	0
Informal Adjustment	0	0	0	0	0	0	0	0
Pretrial Diversion	0	0	0	0	0	0	0	0
Transfer to Adult Court Hearing	0	0	0	0	0	0	0	0
Review Concluded	0	0	0	0	0	0	0	0
Unknown	0	0	0	0	0	0	0	0
Totals	151	102	17	99	48	9	13	439

**TENNESSEE COUNCIL OF JUVENILE AND FAMILY COURT JUDGES
2008 MAURY COUNTY JUVENILE COURT STATISTICAL DATA**

Formal and Informal Actions by Class of Referral, Race and Sex for CY 2008

	White Male	African American Male	Other Race Male	White Female	African American Female	Other Race Female	Unknown Race or Sex	Total
<u>Dependency/Neglect</u>								
Other	30	8	1	19	10	7	18	93
Complaint Substantiated Dependent/Neglect	14	4	0	19	5	0	5	47
Dismissed	8	4	1	7	2	0	1	23
Special Proceeding	8	1	1	6	1	0	6	23
Case Held Open	4	0	0	2	2	0	0	8
Retired / Nolle Prosequi	0	0	0	0	0	0	0	0
Complaint Substantiated Delinquent	0	0	0	0	0	0	0	0
Complaint Substantiated Status Offender	0	0	0	0	0	0	0	0
Complaint Substantiated Abused	0	0	0	0	0	0	0	0
Complaint Substantiated Mentally Ill	0	0	0	0	0	0	0	0
Informal Adjustment	0	0	0	0	0	0	0	0
Pretrial Diversion	0	0	0	0	0	0	0	0
Transfer to Adult Court Hearing	0	0	0	0	0	0	0	0
Charges Cleared by Transfer to Adult Court	0	0	0	0	0	0	0	0
Review Concluded	0	0	0	0	0	0	0	0
Unknown	0	0	0	0	0	0	0	0
Totals	64	17	3	53	20	7	30	194

Other Violation Proceedings

Dismissed	0	0	0	0	0	0	0	0
Retired / Nolle Prosequi	0	0	0	0	0	0	0	0
Complaint Substantiated Delinquent	0	0	0	0	0	0	0	0
Complaint Substantiated Status Offender	0	0	0	0	0	0	0	0
Complaint Substantiated Dependent/Neglect	0	0	0	0	0	0	0	0
Complaint Substantiated Abused	0	0	0	0	0	0	0	0
Complaint Substantiated Mentally Ill	0	0	0	0	0	0	0	0
Informal Adjustment	0	0	0	0	0	0	0	0
Pretrial Diversion	0	0	0	0	0	0	0	0
Transfer to Adult Court Hearing	0	0	0	0	0	0	0	0
Charges Cleared by Transfer to Adult Court	0	0	0	0	0	0	0	0
Special Proceeding	0	0	0	0	0	0	0	0
Review Concluded	0	0	0	0	0	0	0	0
Case Held Open	0	0	0	0	0	0	0	0
Unknown	0	0	0	0	0	0	0	0
Other	0	0	0	0	0	0	0	0
Totals	0	0	0	0	0	0	0	0

**TENNESSEE COUNCIL OF JUVENILE AND FAMILY COURT JUDGES
2008 MAURY COUNTY JUVENILE COURT STATISTICAL DATA**

Formal and Informal Actions by Class of Referral, Race and Sex for CY 2008

	White Male	African American Male	Other Race Male	White Female	African American Female	Other Race Female	Unknown Race or Sex	Total
<u>Parentage</u>								
Other	27	4	1	18	3	1	3	57
Special Proceeding	4	0	0	4	3	0	3	14
Dismissed	2	0	0	4	0	0	2	8
Case Held Open	2	1	0	0	0	0	0	3
Retired / Nolle Prosequi	0	0	0	0	0	0	0	0
Complaint Substantiated Delinquent	0	0	0	0	0	0	0	0
Complaint Substantiated Status Offender	0	0	0	0	0	0	0	0
Complaint Substantiated Dependent/Neglect	0	0	0	0	0	0	0	0
Complaint Substantiated Abused	0	0	0	0	0	0	0	0
Complaint Substantiated Mentally Ill	0	0	0	0	0	0	0	0
Informal Adjustment	0	0	0	0	0	0	0	0
Pretrial Diversion	0	0	0	0	0	0	0	0
Transfer to Adult Court Hearing	0	0	0	0	0	0	0	0
Charges Cleared by Transfer to Adult Court	0	0	0	0	0	0	0	0
Review Concluded	0	0	0	0	0	0	0	0
Unknown	0	0	0	0	0	0	0	0
Totals	35	5	1	26	6	1	8	82

Special Proceedings

Other	0	0	0	1	0	0	0	1
Dismissed	0	0	0	0	0	0	0	0
Retired / Nolle Prosequi	0	0	0	0	0	0	0	0
Complaint Substantiated Delinquent	0	0	0	0	0	0	0	0
Complaint Substantiated Status Offender	0	0	0	0	0	0	0	0
Complaint Substantiated Dependent/Neglect	0	0	0	0	0	0	0	0
Complaint Substantiated Abused	0	0	0	0	0	0	0	0
Complaint Substantiated Mentally Ill	0	0	0	0	0	0	0	0
Informal Adjustment	0	0	0	0	0	0	0	0
Pretrial Diversion	0	0	0	0	0	0	0	0
Transfer to Adult Court Hearing	0	0	0	0	0	0	0	0
Charges Cleared by Transfer to Adult Court	0	0	0	0	0	0	0	0
Special Proceeding	0	0	0	0	0	0	0	0
Review Concluded	0	0	0	0	0	0	0	0
Case Held Open	0	0	0	0	0	0	0	0
Unknown	0	0	0	0	0	0	0	0
Totals	0	0	0	1	0	0	0	1

**TENNESSEE COUNCIL OF JUVENILE AND FAMILY COURT JUDGES
2008 MAURY COUNTY JUVENILE COURT STATISTICAL DATA**

Formal and Informal Actions by Class of Referral, Race and Sex for CY 2008

	White Male	African American Male	Other Race Male	White Female	African American Female	Other Race Female	Unknown Race or Sex	Total
<u>Other</u>								
Other	9	1	0	9	1	2	1	23
Complaint Substantiated Delinquent	7	2	0	0	1	0	0	10
Special Proceeding	1	2	0	0	2	0	0	5
Dismissed	1	1	0	0	1	0	0	3
Retired / Nolle Prosequi	0	2	0	0	0	0	0	2
Complaint Substantiated Status Offender	1	0	0	1	0	0	0	2
Informal Adjustment	0	0	0	1	0	0	0	1
Complaint Substantiated Dependent/Neglect	0	0	0	0	0	0	0	0
Complaint Substantiated Abused	0	0	0	0	0	0	0	0
Complaint Substantiated Mentally Ill	0	0	0	0	0	0	0	0
Pretrial Diversion	0	0	0	0	0	0	0	0
Transfer to Adult Court Hearing	0	0	0	0	0	0	0	0
Charges Cleared by Transfer to Adult Court	0	0	0	0	0	0	0	0
Review Concluded	0	0	0	0	0	0	0	0
Case Held Open	0	0	0	0	0	0	0	0
Unknown	0	0	0	0	0	0	0	0
Totals	19	8	0	11	5	2	1	46
<hr/>								
All Action Totals	661	337	46	346	150	29	77	1,646

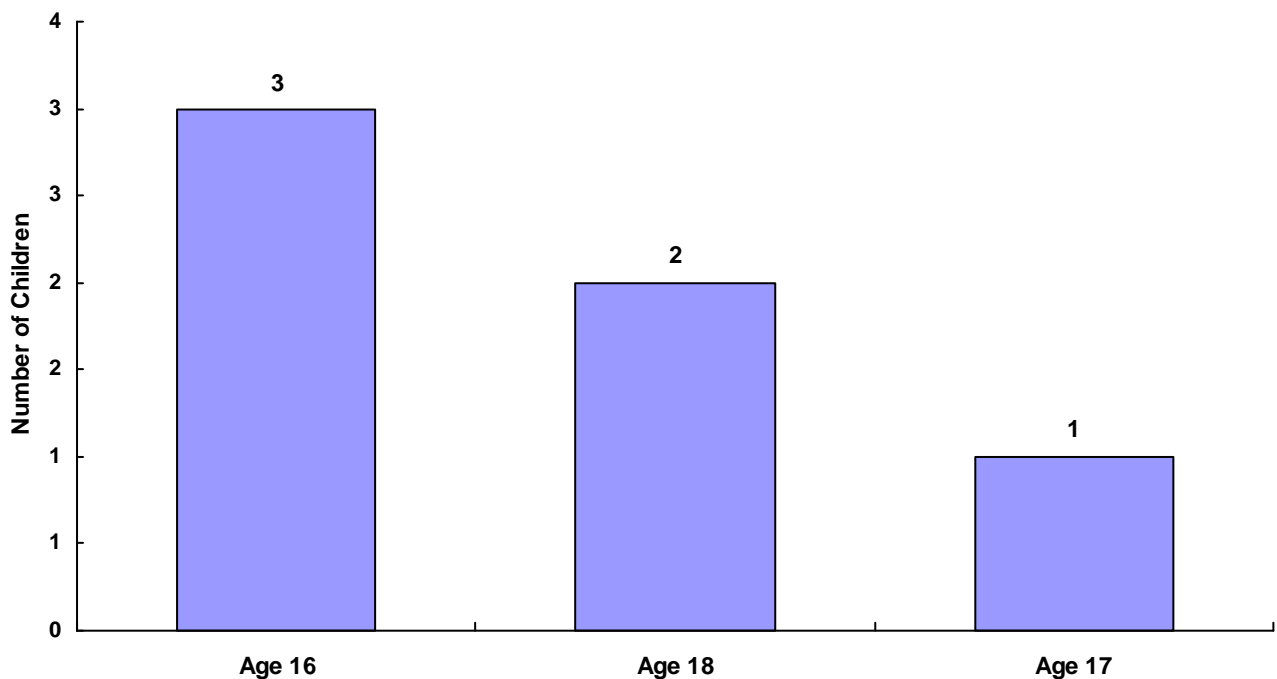
**TENNESSEE COUNCIL OF JUVENILE AND FAMILY COURT JUDGES
2008 MAURY COUNTY JUVENILE COURT STATISTICAL DATA**

Children Transferred to Adult Court by Age at Disposition Date, Race and Sex for CY 2008

Total Children = 853

	White Male	African American Male	Other Race Male	White Female	African American Female	Other Race Female	Unknown Race or Sex	Total	% of All Children Referred
Age Under 1	0	0	0	0	0	0	0	0	0.00%
Age 1	0	0	0	0	0	0	0	0	0.00%
Age 2	0	0	0	0	0	0	0	0	0.00%
Age 3	0	0	0	0	0	0	0	0	0.00%
Age 4	0	0	0	0	0	0	0	0	0.00%
Age 5	0	0	0	0	0	0	0	0	0.00%
Age 6	0	0	0	0	0	0	0	0	0.00%
Age 7	0	0	0	0	0	0	0	0	0.00%
Age 8	0	0	0	0	0	0	0	0	0.00%
Age 9	0	0	0	0	0	0	0	0	0.00%
Age 10	0	0	0	0	0	0	0	0	0.00%
Age 11	0	0	0	0	0	0	0	0	0.00%
Age 12	0	0	0	0	0	0	0	0	0.00%
Age 13	0	0	0	0	0	0	0	0	0.00%
Age 14	0	0	0	0	0	0	0	0	0.00%
Age 15	0	0	0	0	0	0	0	0	0.00%
Age 16	1	2	0	0	0	0	0	3	0.35%
Age 17	0	1	0	0	0	0	0	1	0.12%
Age 18	1	1	0	0	0	0	0	2	0.23%
Age 19 and Over	0	0	0	0	0	0	0	0	0.00%
Totals	2	4	0	0	0	0	0	6	

Total Children Transferred to Adult Court



**TENNESSEE COUNCIL OF JUVENILE AND FAMILY COURT JUDGES
2008 MAURY COUNTY JUVENILE COURT STATISTICAL DATA**

Outcomes by Type Of Disposition, Race and Sex for CY 2008

	White Male	African American Male	Other Race Male	White Female	African American Female	Other Race Female	Unknown Race or Sex	Total
<u>General Action Codes</u>								
Public Service	150	89	16	64	39	11	12	381
Case Retired or Nolle Prosequi	93	43	5	50	26	6	4	227
Case Dismissed	68	28	2	43	10	0	7	158
Referral to Another Entity for Superv/Servc	33	44	4	23	9	2	5	120
Fine	44	1	2	11	6	0	5	69
Referred to Alcohol Safety School	35	9	0	10	0	0	2	56
Restitution	30	9	1	5	1	1	2	49
Held Open For Review	13	12	5	4	5	1	3	43
House Arrest	15	20	4	1	1	0	1	42
Supervision / Probation to Juvenile Court	13	14	1	7	4	0	1	40
Referred for Mental Health Counseling	9	6	2	10	1	0	6	34
Referred to Defensive Driving School	18	3	0	12	0	0	1	34
No Contact Order	12	7	0	9	1	1	0	30
Referred for Alcohol and Drug Counseling	11	1	1	4	0	0	0	17
Court Defined Curfew	3	3	0	0	0	0	1	7
Driver's License Held Informally	5	0	0	0	0	0	0	5
Warned / Counseled	0	0	0	1	0	0	0	1
Probation to Parents	1	0	0	0	0	0	0	1
Referred to Alternative School	0	0	0	1	0	0	0	1
Referral to Juvenile Court Educ-Based Pgm	0	0	0	1	0	0	0	1
Voluntary Placement with DMHMR	1	0	0	0	0	0	0	1
Placement with City/Cnty Agcy/Facility	0	1	0	0	0	0	0	1
Placement with Relative / Other Individual	0	0	0	1	0	0	0	1
Released from Probation	1	0	0	0	0	0	0	1
Referred to Private Child Agency	0	0	0	0	0	0	0	0
Private Mental Health Placement	0	0	0	0	0	0	0	0
Private MR Placement	0	0	0	0	0	0	0	0
Runaway Returned	0	0	0	0	0	0	0	0
Injunction Other than No Contact Order	0	0	0	0	0	0	0	0
Dismissed from Informal Adjustment	0	0	0	0	0	0	0	0
Dismissed from Pretrial Diversion	0	0	0	0	0	0	0	0
Totals	555	290	43	257	103	22	50	1,320

**TENNESSEE COUNCIL OF JUVENILE AND FAMILY COURT JUDGES
2008 MAURY COUNTY JUVENILE COURT STATISTICAL DATA**

Outcomes by Type Of Disposition, Race and Sex for CY 2008

	White Male	African American Male	Other Race Male	White Female	African American Female	Other Race Female	Unknown Race or Sex	Total
<u>Formal Action Codes</u>								
DCS Commitment - Custody	18	33	2	7	16	0	5	81
DCS Commitment - Suspended	13	19	4	0	4	0	2	42
DCS Probation	12	24	0	1	4	0	0	41
Transfer to Another Juvenile Court for Dispo	21	2	1	10	1	1	1	37
Other Intensive Probation	4	13	1	2	1	0	0	21
Parental Rights Terminated	3	3	1	2	2	1	3	15
Transferred to Adult Court	3	10	0	0	0	0	0	13
Placed Under a Valid Court Order	0	2	0	0	0	0	1	3
DCS Intensive Probation	0	0	0	0	1	0	0	1
DMHMR Involuntary Commitment	0	0	0	0	0	0	0	0
DCS Commitment - Determinate	0	0	0	0	0	0	0	0
Supervision by DCS	0	0	0	0	0	0	0	0
Parental Rights Not Terminated	0	0	0	0	0	0	0	0
Totals	74	106	9	22	29	2	12	254

Special Proceedings

Court Costs	199	57	13	113	33	10	17	442
Custody Changed	41	7	0	27	15	2	8	100
Visitation Changed	18	1	0	26	3	1	5	54
Custody Unchanged	10	0	0	10	1	3	2	26
Foster Care Continued	1	0	0	2	1	0	3	7
Paternity Determined / Child Legitimated	3	0	0	1	1	0	0	5
Visitation Unchanged	1	0	0	1	0	0	0	2
Voluntary Acknowledgement of Paternity	2	0	0	0	0	0	0	2
Child Support Granted	1	0	0	1	0	0	0	2
Child Support Amended	2	0	0	0	0	0	0	2
Request for Medical Treatment Granted	1	0	0	0	0	0	0	1
Order of Reference to DCS	0	0	0	0	0	0	0	0
Foster Care Terminated	0	0	0	0	0	0	0	0
Paternity Not Determ/Child Not Legitimated	0	0	0	0	0	0	0	0
Child Support Denied	0	0	0	0	0	0	0	0
Child Support Terminated	0	0	0	0	0	0	0	0
Request for Medical Treatment Denied	0	0	0	0	0	0	0	0
Consent to Marry Granted	0	0	0	0	0	0	0	0
Consent to Marry Denied	0	0	0	0	0	0	0	0
Totals	279	65	13	181	54	16	35	643

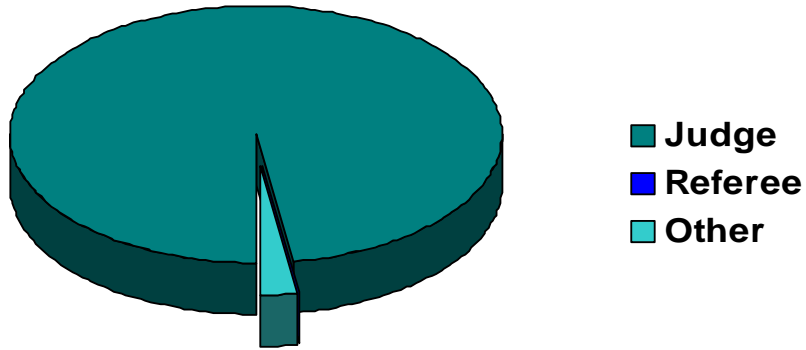
Other Outcome Codes

Other	176	65	10	109	23	8	25	416
Totals	176	65	10	109	23	8	25	416

All Outcome Totals	1,084	526	75	569	209	48	122	2,633
---------------------------	--------------	------------	-----------	------------	------------	-----------	------------	--------------

**TENNESSEE COUNCIL OF JUVENILE AND FAMILY COURT JUDGES
2008 MAURY COUNTY JUVENILE COURT STATISTICAL DATA**

Breakdown of Referrals by Court Personnel Executing the Action in CY 2008



	Referrals	% of Referrals
Judge	1,603	97.39%
Referee	2	0.12%
YSO	0	0.00%
Other	41	2.49%
Total	1,646	100.00%