

2008

State of Tennessee

Annual Juvenile Court Statistical Report

Overton County Breakdown

TABLE OF CONTENTS

Report Numbers Listed Below are shown at the Bottom of each Report, followed by the Report Page Number

	Report Number
Juvenile Court Referral Process	
Chart – The Juvenile Court Referral Process	1
Chart – Delinquent, Dependent/Neglect/Abuse, and Status/Unruly Referrals	2
Chart – Referrals by Type of Offense	3
Chart – Referrals for Status/Unruly Offenses	4
Children and Referral Counts by Race and Sex	
Table – Children with Delinquent Referrals by Race and Sex	5
Table – Children with Status/Unruly Referrals by Race and Sex	5
Table – Children with Dependency/Neglect/Abuse Allegations by Race and Sex	5
Table – Referrals Delinquent Referrals by Race and Sex	6
Table – Referrals Status/Unruly Referrals by Race and Sex	6
Table – Referrals Dependency/Neglect/Abuse Allegations by Race and Sex	6
Table/Chart – Referrals by Age Group, Race and Sex	7
Table/Chart – Children Referred by Age, Race and Sex	8
Table/Chart – Children Referred by Race and Sex	9
Table/Chart – Children of Hispanic Origin by Race and Sex	10
Table – Referrals by Type of Offense, Age Group, Race and Sex	11
Living Arrangement of the Child at Time of Referral	
Table/Chart – Living Arrangement at Time of Referral by Race and Sex	12
School Status of Individual Children at Time of Referral to Juvenile Court	
Table – Last Grade Completed by Children by Race and Sex	13
Table – Children Enrolled in School	13
Table – Children Enrolled in Special Education	13
Referral Information by Race, Sex and Class of Referral/Offense	
Table/Chart – Class of Referrals by Race and Sex	14
Table - Referrals by Class and Type of Offense by Race and Sex	15
Referral Reasons by Type, Race and Sex	
Table – Referral Reasons by Type of Offense, Race and Sex	16
Table – Top 4 Referral Reasons by Sex and Race	17
Table – Top 4 Referral Reasons by Sex, Race and Type of Offense	18
Source of Referrals to the Juvenile Court	
Table – Source of Referrals by Race and Sex	19
Table – Six Most Frequent Referral Reasons by Source, Race and Sex	20
Table – Source of Referrals by Type of Offense, Race and Sex	21
Children Referred with Weapons Charges	
Table/Chart – Children Referred for Unlawful Carrying/Possession of a Weapon by Age, Race and Sex	22
Table/Chart – Children Referred for Carrying Weapons on School Property	23
Intake Actions at Referral	
Table/Chart – Intake Actions at Referral by Race and Sex	24
Table/Chart – Intake Actions of Referrals by Class of Offense, Race and Sex	25

TABLE OF CONTENTS


Report Numbers Listed Below are shown at the Bottom of each Report, followed by the Report Page Number

	Report Number
Detention Statistics at Referral	
Table – Detention Statistics at Referral by Individual Child by Race and Sex	26
Table – Detention Statistics at Referral by Individual Case	26
Table – Placement After Secure Detention Hearing by Individual Child by Race and Sex	27
Table – Placement After Secure Detention Hearing by Individual Case	27
Dispositional Procedures	
Table – Procedures used to Dispose or Adjust All Referrals	28
Table – Referrals Disposed by Formal Adjudicatory Proceedings	28
Table – Referrals Disposed by Other Actions	28
Formal and Informal Actions	
Table/Chart – Formal and Informal Actions by Race and Sex	29
Table – Formal and Informal Actions by Type of Offense, Race and Sex	30
Table – Formal and Informal Actions by Class of Referral, Race and Sex	31
Children Transferred to Adult Court	
Table/Chart – Children Transferred to Adult Court by Age, Race and Sex	32
Outcomes by Type of Disposition	
Table – Outcomes by Type of Disposition, Race and Sex	33
Juvenile Court Referrals Disposed County-Wide Based on Number of Referrals	
Table/Chart – Breakdown of Referrals by Court Personnel Executing the Action	34

**TENNESSEE COUNCIL OF JUVENILE AND FAMILY COURT JUDGES
2008 OVERTON COUNTY JUVENILE COURT STATISTICAL DATA**

The Juvenile Court Referral Process for CY 2008

Delinquent 179	Status 141	Dependency and Neglect 24	Other Violations 0	Special Proceedings 50	Parentage 51	Other 17
--------------------------	----------------------	-------------------------------------	------------------------------	----------------------------------	------------------------	--------------------



Parents, Victims, School, Relatives, State Dept, etc.
217

Law Enforcement
245

Pretrial Diversion, Informal Adjustment
25

Court Actions
462

Transfer to Adult Court Hearing
1

Charges Cleared By Transfer to Adult Court
0

Special Proceeding
0

Review Concluded
6

Case Held Open
16

Other
246

Formal Adjudications
168

Juvenile Court System Outcomes / Dispositions
561

Formal
19

General
263

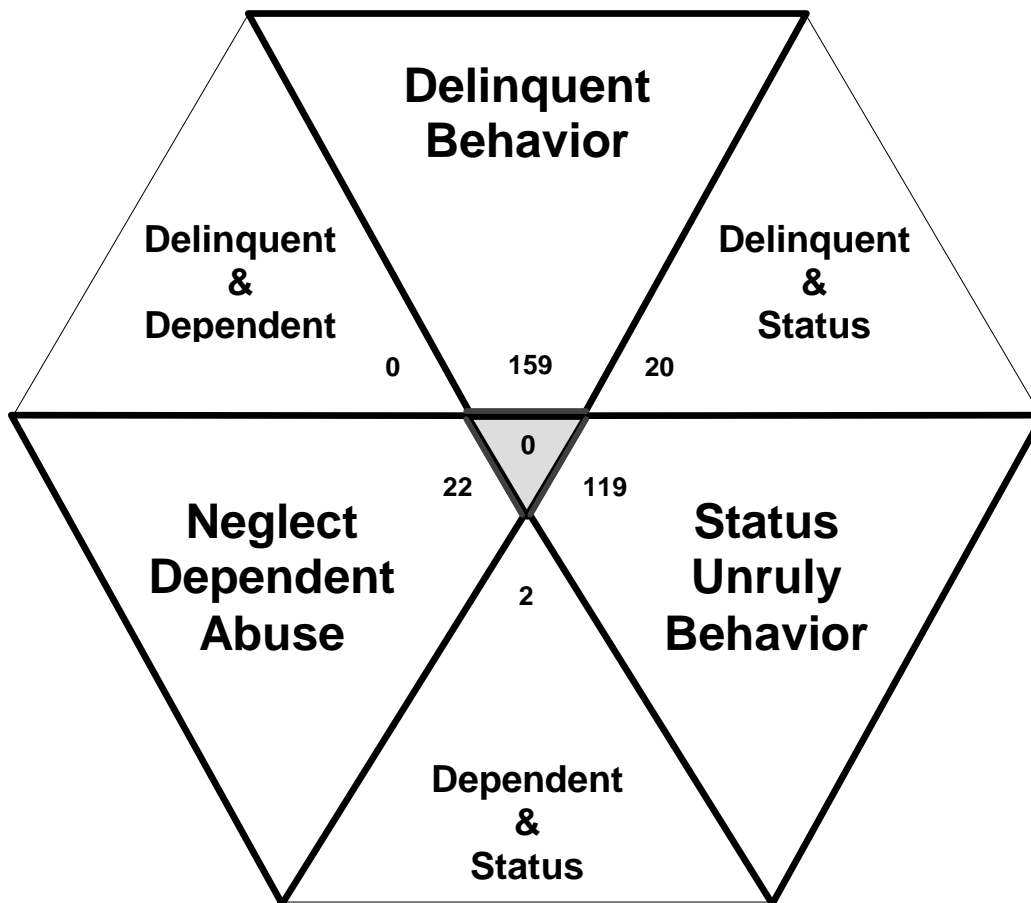
Special Proceedings
134

Other
145

**TENNESSEE COUNCIL OF JUVENILE AND FAMILY COURT JUDGES
2008 OVERTON COUNTY JUVENILE COURT STATISTICAL DATA**

Delinquent, Dependent/Neglect/Abuse, and Status/Unruly Referrals for CY 2008

Total = 322



The remaining referrals are for:
Custody, Visitation, Paternity/Legitimation, Child Support,
Special Procedures and Other Referrals

Each child may be counted
in more than one category

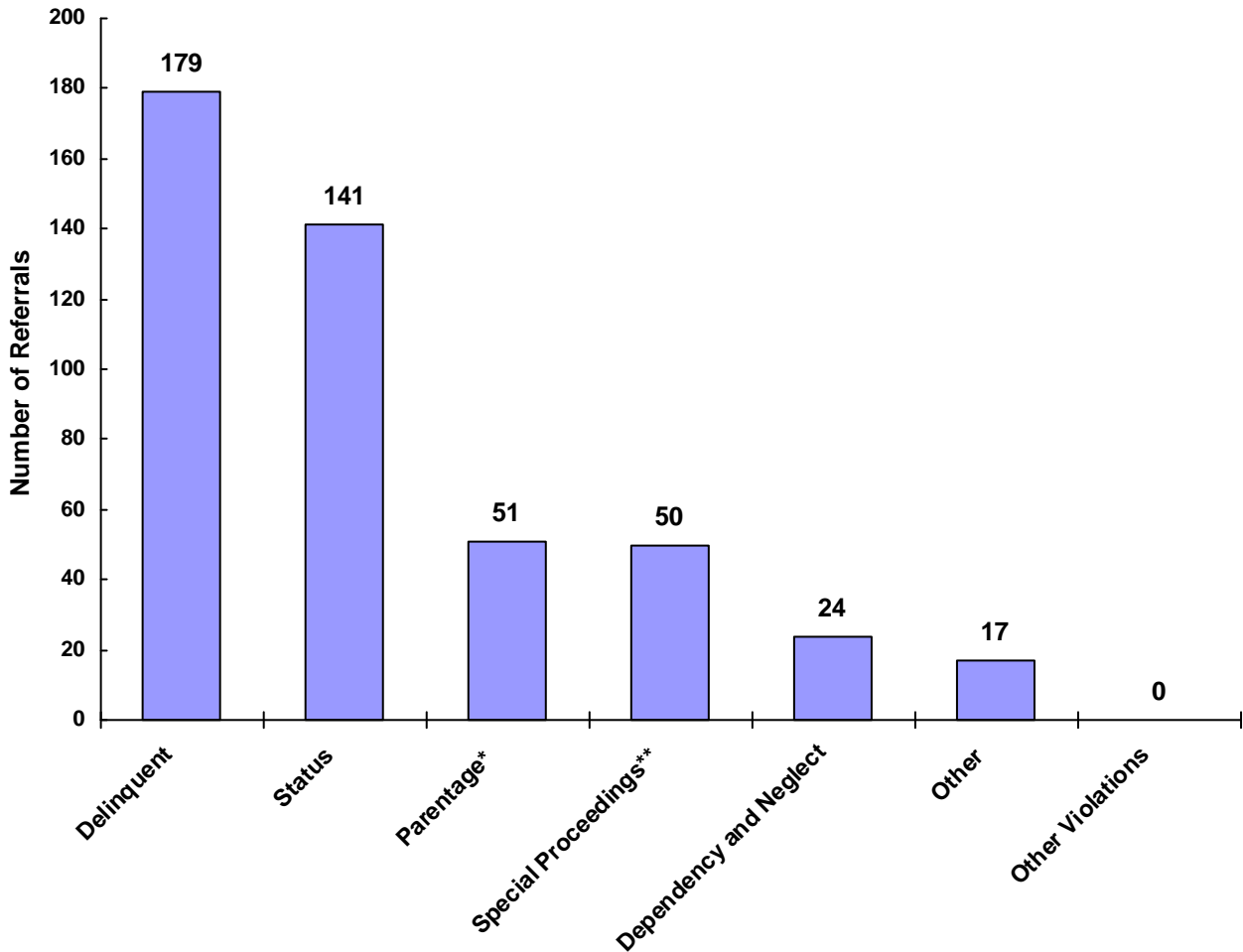
Total number of individual children for ALL referrals
disposed by juvenile courts during CY 2008 equals 272

Children can have referrals in multiple categories. The drawing above shows that in the year 2008 there were 159 referrals to Overton County Juvenile Court for children with only delinquent offenses, 119 for those with only status/unruly behavior, and 22 for children with neglect, dependent or abuse referrals during the calendar year. There were 20 referrals for children that had a delinquent AND a status/unruly referral. There were 0 referrals for children with both delinquent behavior AND a neglect, dependent or abuse allegation. There were 2 referrals for children that had both a status/unruly referral AND a neglect, dependent or abuse allegation. Also, there were 0 referrals for children that had a delinquent referral, a status/unruly referral AND a neglect, dependent or abuse allegation.

TENNESSEE COUNCIL OF JUVENILE AND FAMILY COURT JUDGES
2008 OVERTON COUNTY JUVENILE COURT STATISTICAL DATA

Referrals by Type of Offense in CY 2008

Total Referrals = 462



* Parentage includes: Custody, Visitation, Paternity/Legitimation and Child Support

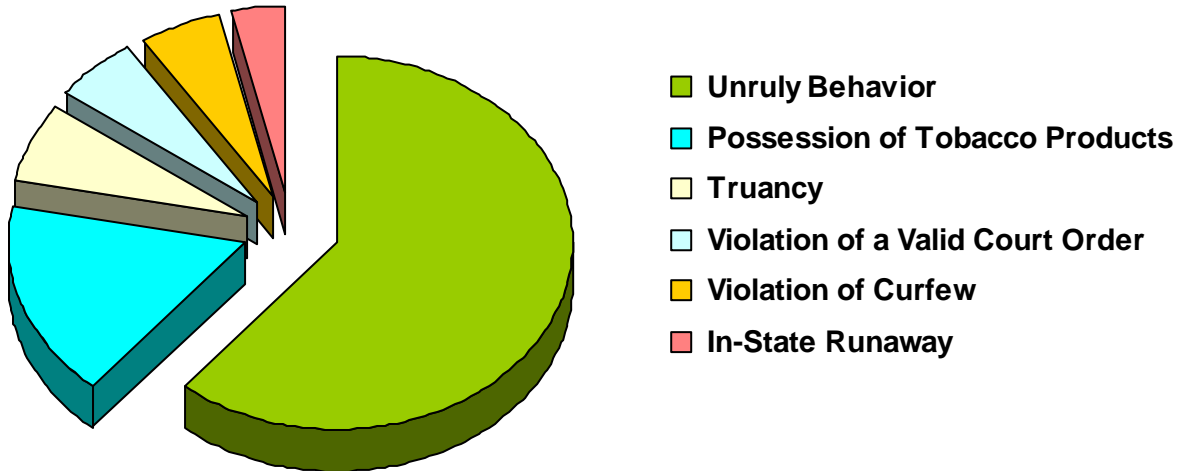
**Special Proceedings include: Judicial Review, Administrative Review, Foster Care Review, Request for Medical Treatment and Consent to Marry

Information from the Juvenile Court represents a total of 272 children and 422 cases that were reported to the TCJFCJ.

A Status offense is an offense committed by a child that if committed by an adult, would not be considered an offense or unlawful act. An example of this is smoking when not legally an adult.

**TENNESSEE COUNCIL OF JUVENILE AND FAMILY COURT JUDGES
2008 OVERTON COUNTY JUVENILE COURT STATISTICAL DATA**

**Referrals for Status/Unruly Offenses in CY 2008
Total Status/Unruly Referrals = 141**



Referral Reason	Count	Percent
Unruly Behavior	86	60.99%
Possession of Tobacco Products	24	17.02%
Truancy	10	7.09%
Violation of Curfew	8	5.67%
Violation of a Valid Court Order	8	5.67%
In-State Runaway	5	3.55%
Out-of-State Runaway	0	0.00%
Total	141	

**TENNESSEE COUNCIL OF JUVENILE AND FAMILY COURT JUDGES
2008 OVERTON COUNTY JUVENILE COURT STATISTICAL DATA**

Children* with Delinquent Referrals by Race and Sex for CY 2008

	White	African American	Native American	Asian	Mixed Race	Unknown Race	Total
Male	72	1	0	0	0	0	73
Female	30	0	0	0	0	0	30
Unknown Sex	0	0	0	0	0	0	
Totals	102	1	0	0	0	0	103

Children* with Status/Unruly Referrals by Race and Sex for CY 2008

	White	African American	Native American	Asian	Mixed Race	Unknown Race	Total
Male	57	0	0	0	1	0	58
Female	44	1	0	0	0	0	45
Unknown Sex	0	0	0	0	0	0	
Totals	101	1	0	0	1	0	103

Children* with Dependency/Neglect/Abuse Allegations by Race and Sex for CY 2008

	White	African American	Native American	Asian	Mixed Race	Unknown Race	Total
Male	11	0	0	0	0	0	11
Female	10	0	0	0	0	0	10
Unknown Sex	0	0	0	0	0	0	
Totals	21	0	0	0	0	0	21

* A child may be counted in more than one category

**TENNESSEE COUNCIL OF JUVENILE AND FAMILY COURT JUDGES
2008 OVERTON COUNTY JUVENILE COURT STATISTICAL DATA**

Delinquent Referrals by Race and Sex for CY 2008

	White	African American	Native American	Asian	Mixed Race	Unknown Race	Total
Male	139	1	0	0	0	0	140
Female	39	0	0	0	0	0	39
Unknown Sex	0	0	0	0	0	0	0
Totals	178	1	0	0	0	0	179

Status/Unruly Referrals by Race and Sex for CY 2008

	White	African American	Native American	Asian	Mixed Race	Unknown Race	Total
Male	90	0	0	0	1	0	91
Female	48	2	0	0	0	0	50
Unknown Sex	0	0	0	0	0	0	0
Totals	138	2	0	0	1	0	141

Dependency/Neglect/Abuse Allegations by Race and Sex for CY 2008

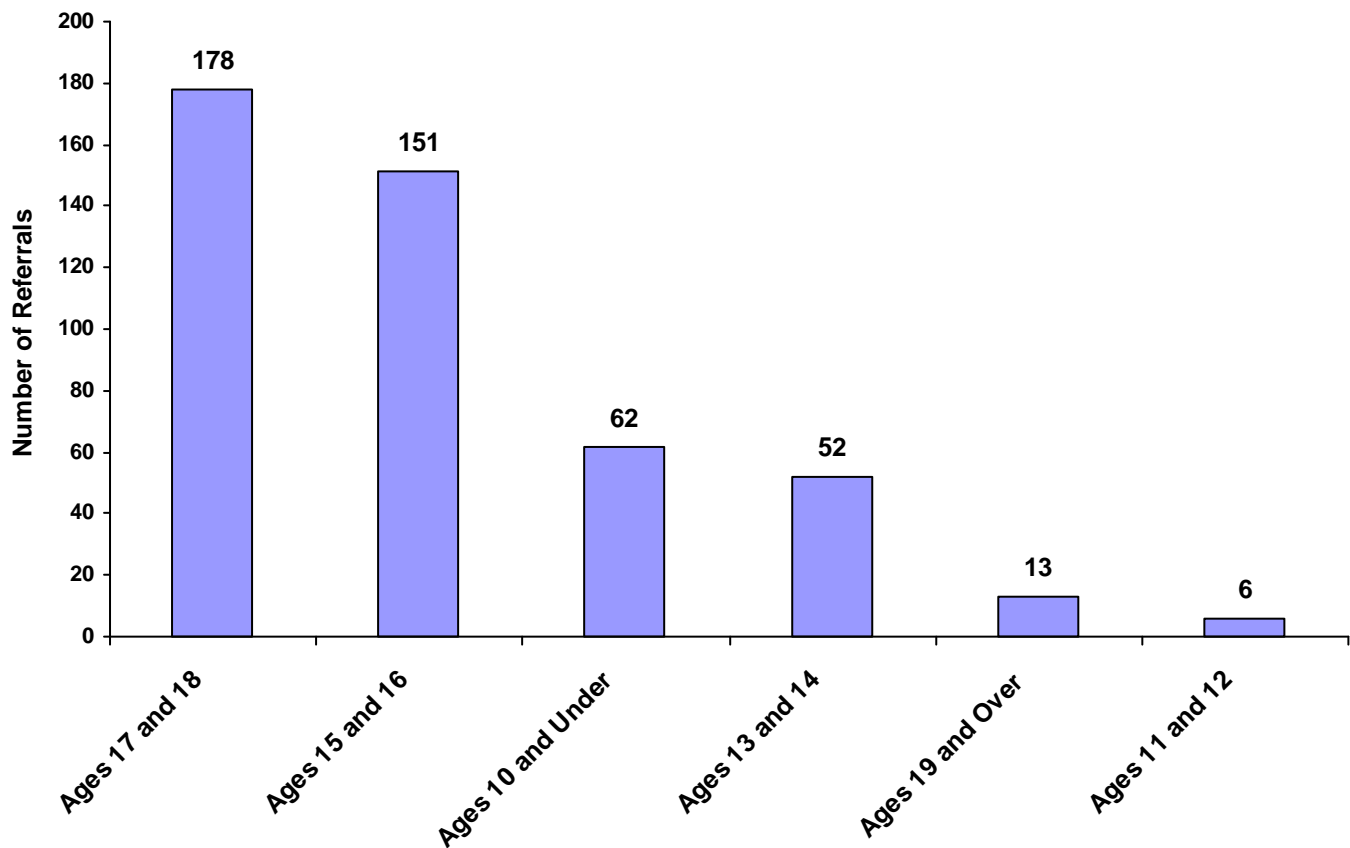
	White	African American	Native American	Asian	Mixed Race	Unknown Race	Total
Male	14	0	0	0	0	0	14
Female	10	0	0	0	0	0	10
Unknown Sex	0	0	0	0	0	0	0
Totals	24	0	0	0	0	0	24

**TENNESSEE COUNCIL OF JUVENILE AND FAMILY COURT JUDGES
2008 OVERTON COUNTY JUVENILE COURT STATISTICAL DATA**

Referrals by Age Group, Race and Sex for CY 2008

	White Male	African American Male	Other Race Male	White Female	African American Female	Other Race Female	Unknown Race or Sex	Total	% of Total Referrals
Birth through Age 10	36	0	0	26	0	0	0	62	13.42%
Ages 11 and 12	3	0	0	3	0	0	0	6	1.30%
Ages 13 and 14	27	1	1	23	0	0	0	52	11.26%
Ages 15 and 16	89	0	0	59	2	0	1	151	32.68%
Ages 17 and 18	140	0	0	38	0	0	0	178	38.53%
Ages 19 and Over	11	0	0	2	0	0	0	13	2.81%
Unknown Age	0	0	0	0	0	0	0	0	0.00%
All Age Group Totals	306	1	1	151	2	0	1	462	

Total Referrals by Age Group

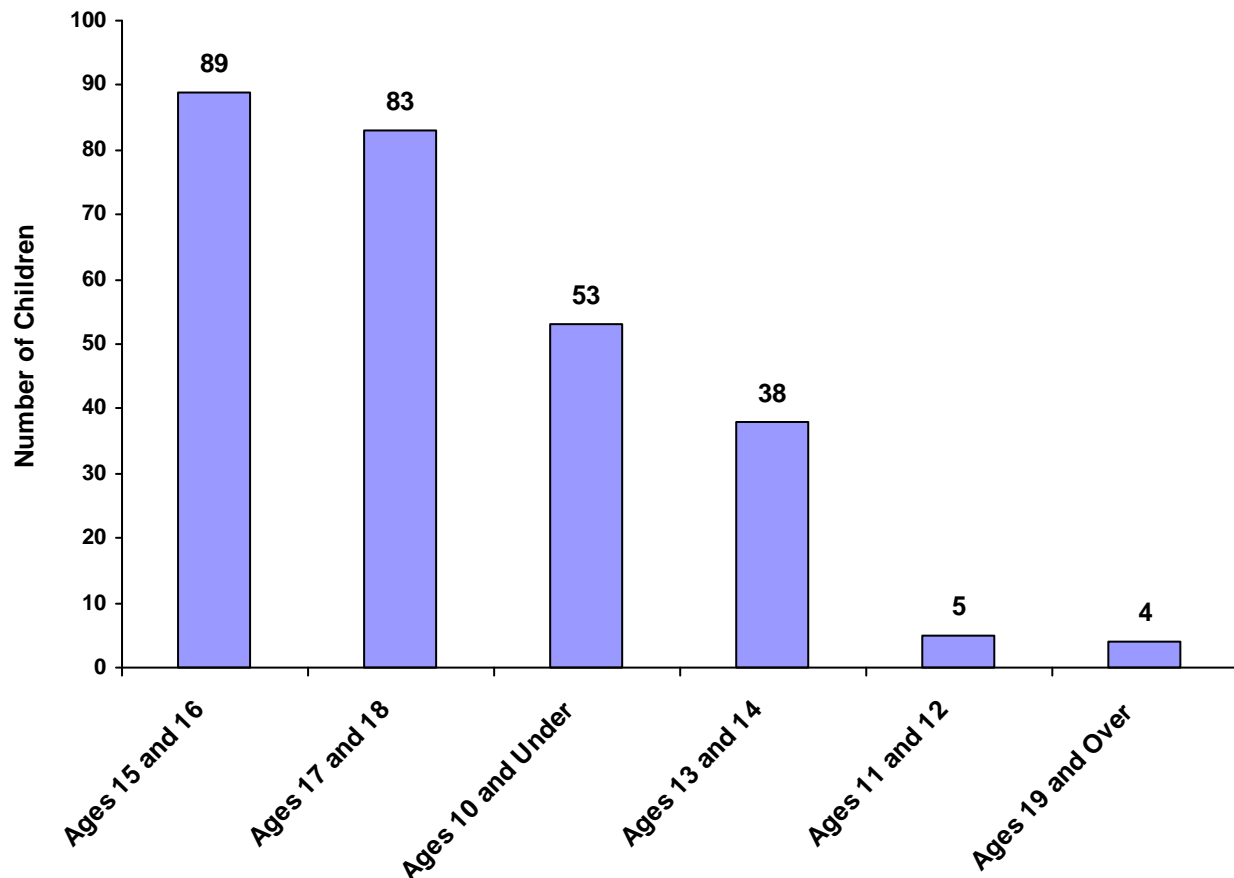


**TENNESSEE COUNCIL OF JUVENILE AND FAMILY COURT JUDGES
2008 OVERTON COUNTY JUVENILE COURT STATISTICAL DATA**

Children Referred by Age Group, Race and Sex for CY 2008

	White Male	African American Male	Other Race Male	White Female	African American Female	Other Race Female	Unknown Race or Sex	Total	% of All Children Referred
Ages 10 and Under	30	0	0	23	0	0	0	53	19.49%
Ages 11 through 12	2	0	0	3	0	0	0	5	1.84%
Ages 13 through 14	18	1	1	18	0	0	0	38	13.97%
Ages 15 through 16	46	0	0	41	1	0	1	89	32.72%
Ages 17 through 18	56	0	0	27	0	0	0	83	30.51%
Ages 19 and Over	2	0	0	2	0	0	0	4	1.47%
Total	154	1	1	114	1	0	1	272	

Total Children by Age Group

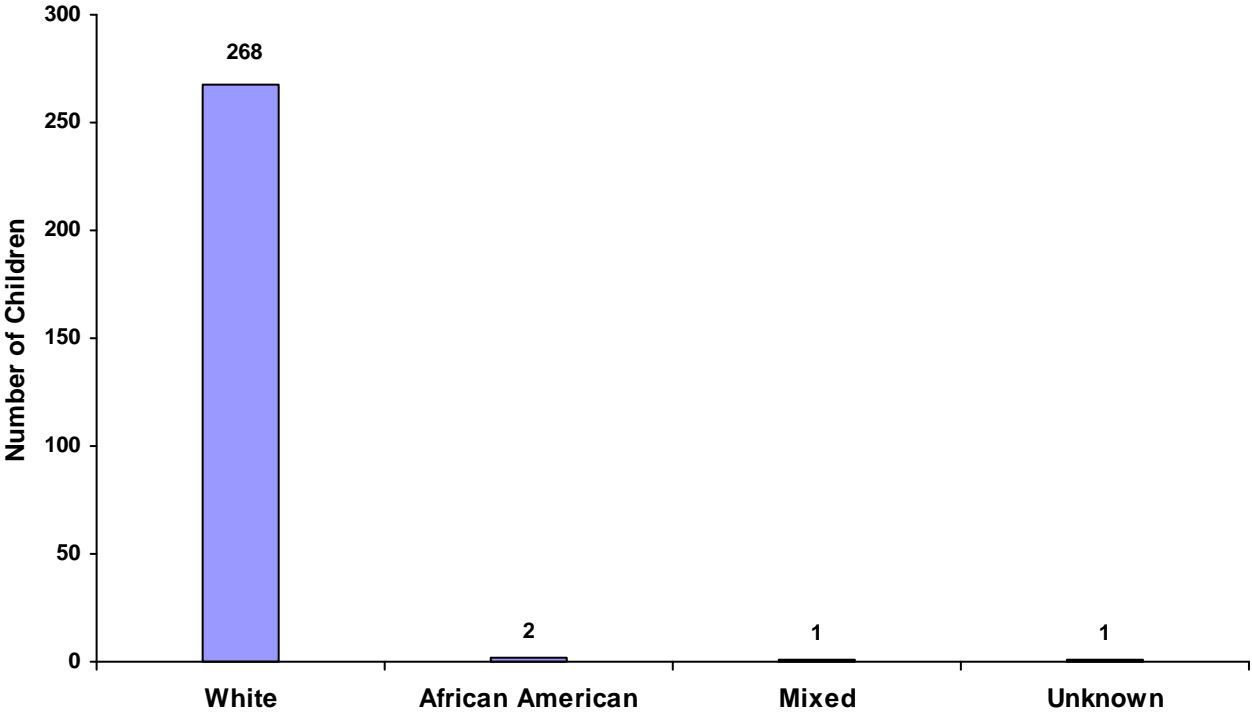


**TENNESSEE COUNCIL OF JUVENILE AND FAMILY COURT JUDGES
2008 OVERTON COUNTY JUVENILE COURT STATISTICAL DATA**

Children Referred by Race and Sex for CY 2008

Race	Male	Female	Unknown	Total
White	154	114	0	268
African American	1	1	0	2
Native American	0	0	0	0
Asian	0	0	0	0
Mixed	1	0	0	1
Unknown	1	0	0	1
Total	157	115	0	272

Total Children by Race

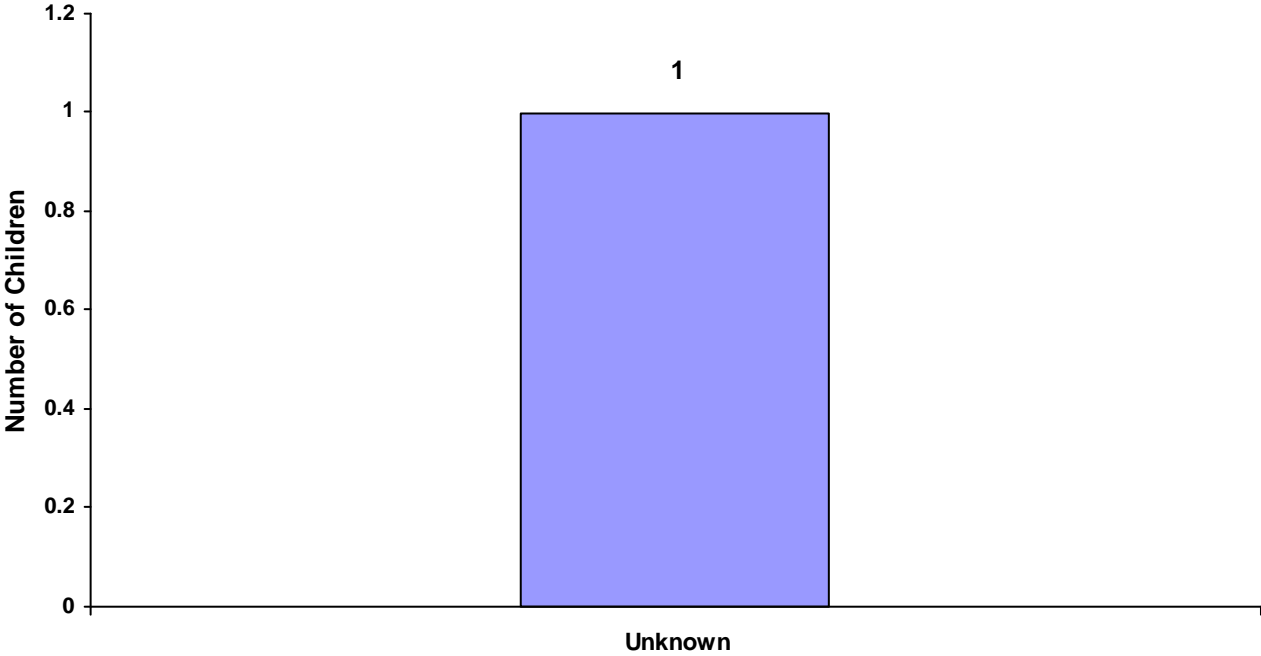


**TENNESSEE COUNCIL OF JUVENILE AND FAMILY COURT JUDGES
2008 OVERTON COUNTY JUVENILE COURT STATISTICAL DATA**

Children of Hispanic Origin by Race and Sex for CY 2008

Race	Male	Female	Unknown	Total
White	0	0	0	0
African American	0	0	0	0
Native American	0	0	0	0
Asian	0	0	0	0
Mixed	0	0	0	0
Unknown	1	0	0	1
Total	1	0	0	1

Total Children of Hispanic Origin by Race



**TENNESSEE COUNCIL OF JUVENILE AND FAMILY COURT JUDGES
2008 OVERTON COUNTY JUVENILE COURT STATISTICAL DATA**

Referrals by Type of Offense, Age Group, Race and Sex for CY 2008

	White Male	African American Male	Other Race Male	White Female	African American Female	Other Race Female	Unknown Race or Sex	Total
Delinquent								
Ages 10 and Under	0	0	0	3	0	0	0	3
Ages 11 through 12	0	0	0	0	0	0	0	0
Ages 13 through 14	12	1	0	3	0	0	0	16
Ages 15 through 16	36	0	0	15	0	0	0	51
Ages 17 through 18	84	0	0	18	0	0	0	102
Ages 19 and Over	7	0	0	0	0	0	0	7
Total	139	1	0	39	0	0	0	179
Status								
Ages 10 and Under	4	0	0	0	0	0	0	4
Ages 11 through 12	1	0	0	3	0	0	0	4
Ages 13 through 14	10	0	1	11	0	0	0	22
Ages 15 through 16	39	0	0	23	2	0	0	64
Ages 17 through 18	34	0	0	10	0	0	0	44
Ages 19 and Over	2	0	0	1	0	0	0	3
Total	90	0	1	48	2	0	0	141
Dependency and Neglect								
Ages 10 and Under	9	0	0	5	0	0	0	14
Ages 11 through 12	1	0	0	0	0	0	0	1
Ages 13 through 14	3	0	0	3	0	0	0	6
Ages 15 through 16	1	0	0	0	0	0	0	1
Ages 17 through 18	0	0	0	2	0	0	0	2
Ages 19 and Over	0	0	0	0	0	0	0	0
Total	14	0	0	10	0	0	0	24
Other Violations								
Ages 10 and Under	0	0	0	0	0	0	0	0
Ages 11 through 12	0	0	0	0	0	0	0	0
Ages 13 through 14	0	0	0	0	0	0	0	0
Ages 15 through 16	0	0	0	0	0	0	0	0
Ages 17 through 18	0	0	0	0	0	0	0	0
Ages 19 and Over	0	0	0	0	0	0	0	0
Total	0	0	0	0	0	0	0	0

**TENNESSEE COUNCIL OF JUVENILE AND FAMILY COURT JUDGES
2008 OVERTON COUNTY JUVENILE COURT STATISTICAL DATA**

Referrals by Type of Offense, Age Group, Race and Sex for CY 2008

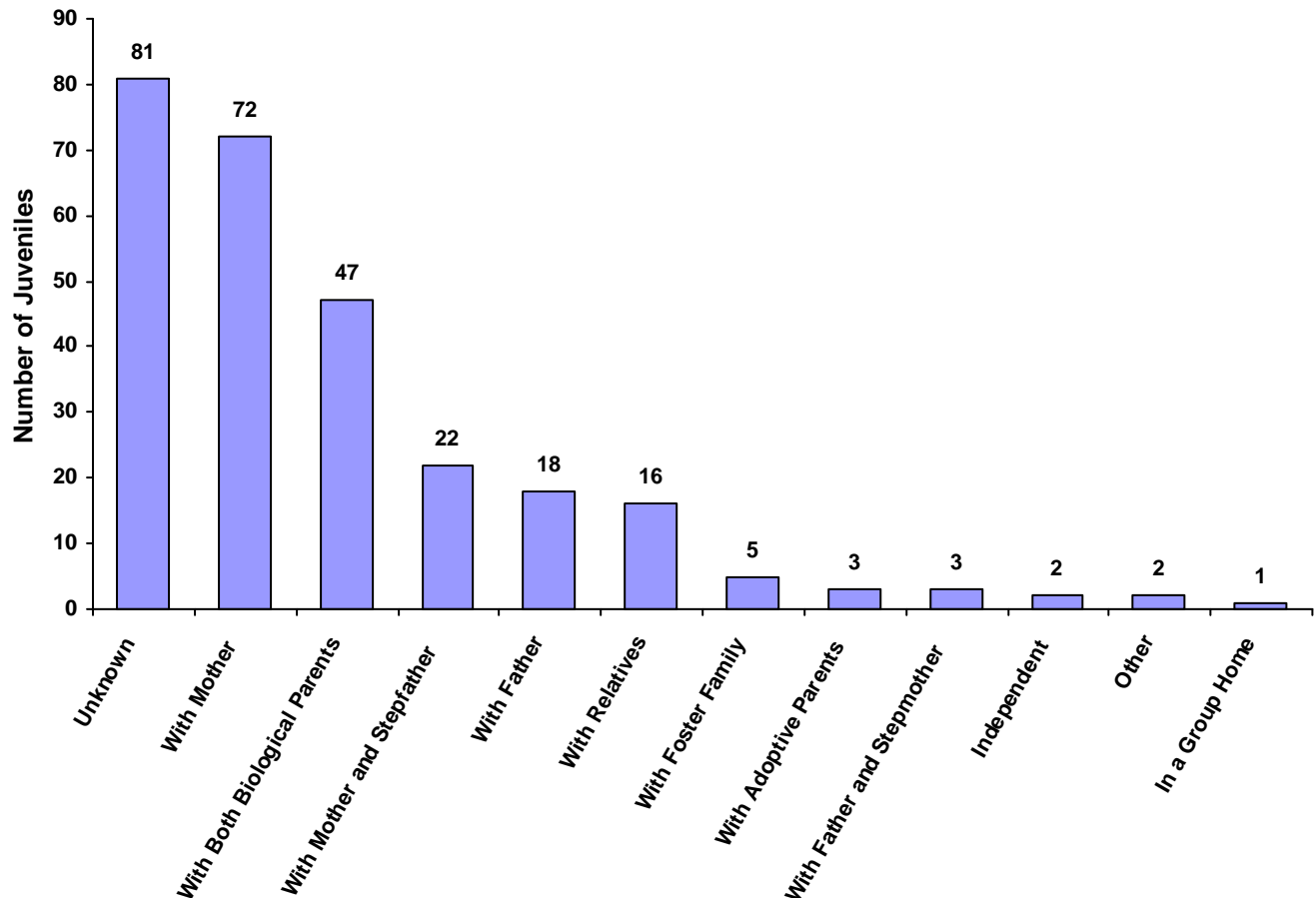
	White Male	African American Male	Other Race Male	White Female	African American Female	Other Race Female	Unknown Race or Sex	Total
Special Proceedings								
Ages 10 and Under	22	0	0	18	0	0	0	40
Ages 11 through 12	1	0	0	0	0	0	0	1
Ages 13 through 14	2	0	0	5	0	0	0	7
Ages 15 through 16	10	0	0	18	0	0	1	29
Ages 17 through 18	17	0	0	4	0	0	0	21
Ages 19 and Over	2	0	0	1	0	0	0	3
Total	54	0	0	46	0	0	1	101
Other								
Ages 10 and Under	1	0	0	0	0	0	0	1
Ages 11 through 12	0	0	0	0	0	0	0	0
Ages 13 through 14	0	0	0	1	0	0	0	1
Ages 15 through 16	3	0	0	3	0	0	0	6
Ages 17 through 18	5	0	0	4	0	0	0	9
Ages 19 and Over	0	0	0	0	0	0	0	0
Total	9	0	0	8	0	0	0	17
Grand Total	306	1	1	151	2	0	1	462

**TENNESSEE COUNCIL OF JUVENILE AND FAMILY COURT JUDGES
2008 OVERTON COUNTY JUVENILE COURT STATISTICAL DATA**

Living Arrangement of Juveniles by Race and Sex for CY 2008

	White Male	African American Male	Other Race Male	White Female	African American Female	Other Race Female	Unknown Race or Sex	Total	% of All Children Referred
With Both Biological Parents	37	0	0	10	0	0	0	47	17.28%
With Father and Stepmother	2	0	0	1	0	0	0	3	1.10%
With Mother and Stepfather	14	0	0	8	0	0	0	22	8.09%
With Mother	36	0	1	34	1	0	0	72	26.47%
With Father	10	0	0	8	0	0	0	18	6.62%
With Relatives	9	1	0	6	0	0	0	16	5.88%
With Adoptive Parents	1	0	0	2	0	0	0	3	1.10%
With Foster Family	2	0	0	3	0	0	0	5	1.84%
In a Group Home	0	0	0	1	0	0	0	1	0.37%
In a Residential Center	0	0	0	0	0	0	0	0	0.00%
In an Institution	0	0	0	0	0	0	0	0	0.00%
Independent	1	0	0	1	0	0	0	2	0.74%
Unknown	40	0	0	40	0	0	1	81	29.78%
Other	2	0	0	0	0	0	0	2	0.74%
Totals	154	1	1	114	1	0	1	272	

Living Arrangement of Juveniles



**TENNESSEE COUNCIL OF JUVENILE AND FAMILY COURT JUDGES
2008 OVERTON COUNTY JUVENILE COURT STATISTICAL DATA**

Last Grade Completed by Children by Race and Sex for CY 2008

	White Male	African American Male	Other Race Male	White Female	African American Female	Other Race Female	Unknown Race or Sex	Total	% of All Children Referred
Too Young for School	18	0	0	11	0	0	0	29	10.66%
Preschool	1	0	0	0	0	0	0	1	0.37%
Kindergarten	0	0	0	0	0	0	0	0	0.00%
1st Grade	0	0	0	0	0	0	0	0	0.00%
2nd Grade	0	0	0	0	0	0	0	0	0.00%
3rd Grade	1	0	0	0	0	0	0	1	0.37%
4th Grade	0	0	0	0	0	0	0	0	0.00%
5th Grade	0	0	0	1	0	0	0	1	0.37%
6th Grade	2	0	0	2	0	0	0	4	1.47%
7th Grade	6	1	0	2	0	0	0	9	3.31%
8th Grade	9	0	0	6	1	0	0	16	5.88%
9th Grade	15	0	1	11	0	0	0	27	9.93%
10th Grade	25	0	0	7	0	0	0	32	11.76%
11th Grade	18	0	0	9	0	0	0	27	9.93%
12th Grade	1	0	0	0	0	0	0	1	0.37%
Non-Graded Special Ed	0	0	0	0	0	0	0	0	0.00%
GED	2	0	0	0	0	0	0	2	0.74%
Graduated	1	0	0	0	0	0	0	1	0.37%
Never Attended School	0	0	0	0	0	0	0	0	0.00%
Unknown	55	0	0	65	0	0	1	121	44.49%
Other	0	0	0	0	0	0	0	0	0.00%
Totals	154	1	1	114	1	0	1	272	

Children Enrolled in School

	Children	% of All Children
Enrolled	126	46.32%
Not Enrolled	34	12.50%
Unknown	112	41.18%
	272	

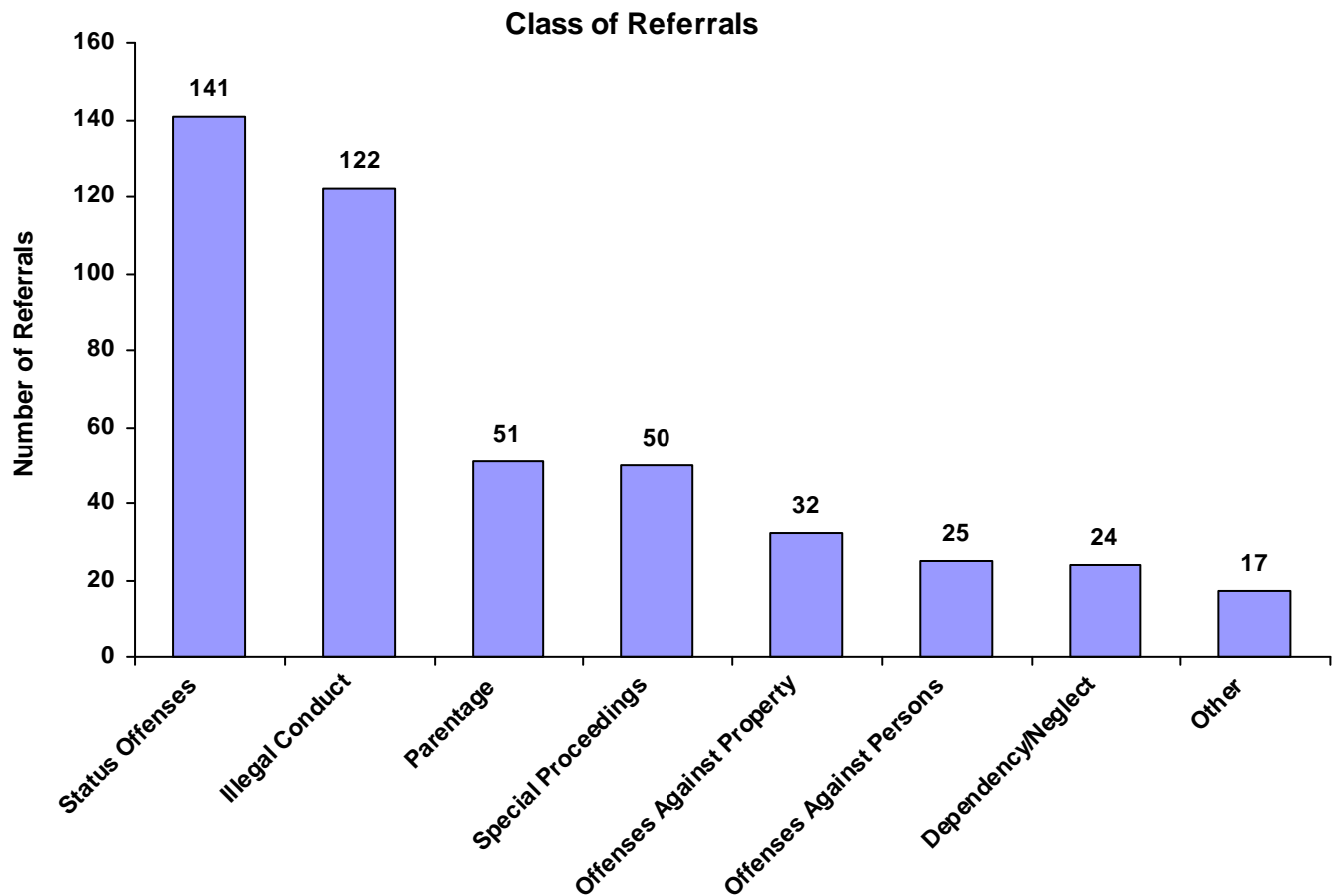
Children Enrolled in Special Education

	Children	% of All Children
Enrolled	9	3.31%
Not Enrolled	142	52.21%
Unknown	121	44.49%
	272	

**TENNESSEE COUNCIL OF JUVENILE AND FAMILY COURT JUDGES
2008 OVERTON COUNTY JUVENILE COURT STATISTICAL DATA**

Class of Referrals by Race and Sex for CY 2008

	White Male	African American Male	Other Race Male	White Female	African American Female	Other Race Female	Unknown Race or Sex	Total	% of Total Referrals
Offenses Against Persons	17	1	0	7	0	0	0	25	5.41%
Offenses Against Property	32	0	0	0	0	0	0	32	6.93%
Illegal Conduct	90	0	0	32	0	0	0	122	26.41%
Status Offenses	90	0	1	48	2	0	0	141	30.52%
Dependency/Neglect	14	0	0	10	0	0	0	24	5.19%
Other Violation Proceedings	0	0	0	0	0	0	0	0	0.00%
Parentage	25	0	0	26	0	0	0	51	11.04%
Special Proceedings	29	0	0	20	0	0	1	50	10.82%
Other	9	0	0	8	0	0	0	17	3.68%
Totals	306	1	1	151	2	0	1	462	



**TENNESSEE COUNCIL OF JUVENILE AND FAMILY COURT JUDGES
2008 OVERTON COUNTY JUVENILE COURT STATISTICAL DATA**

Referrals by Class and Type Of Offense by Race and Sex for CY 2008

	White Male	African American Male	Other Race Male	White Female	African American Female	Other Race Female	Unknown Race or Sex	Total
<u>Offenses Against Persons</u>								
Assault	16	1	0	7	0	0	0	24
Aggravated Assault	1	0	0	0	0	0	0	1
Criminal Homicide	0	0	0	0	0	0	0	0
1st Degree Murder	0	0	0	0	0	0	0	0
2nd Degree Murder	0	0	0	0	0	0	0	0
Aggravated Rape	0	0	0	0	0	0	0	0
Rape of a Child	0	0	0	0	0	0	0	0
Aggravated Vehicular Homicide	0	0	0	0	0	0	0	0
Esp. Aggravated Robbery	0	0	0	0	0	0	0	0
Esp. Aggravated Kidnapping	0	0	0	0	0	0	0	0
Aggravated Robbery	0	0	0	0	0	0	0	0
Aggravated Kidnapping	0	0	0	0	0	0	0	0
Aggravated Child Abuse / Neglect	0	0	0	0	0	0	0	0
Aggravated Sexual Battery	0	0	0	0	0	0	0	0
Rape	0	0	0	0	0	0	0	0
Voluntary Manslaughter	0	0	0	0	0	0	0	0
Vehicular Homicide	0	0	0	0	0	0	0	0
Sexual Abuse of a Child	0	0	0	0	0	0	0	0
Other Sexual Offenses	0	0	0	0	0	0	0	0
Robbery	0	0	0	0	0	0	0	0
Criminally Negligent Homicide	0	0	0	0	0	0	0	0
Attempted Crime Against a Person	0	0	0	0	0	0	0	0
Reckless Endangerment	0	0	0	0	0	0	0	0
Totals	17	1	0	7	0	0	0	25
<u>Offenses Against Property</u>								
Theft of Property	16	0	0	0	0	0	0	16
Vandalism	7	0	0	0	0	0	0	7
Burglary	7	0	0	0	0	0	0	7
Aggravated Burglary	1	0	0	0	0	0	0	1
Forgery	1	0	0	0	0	0	0	1
Aggravated Arson	0	0	0	0	0	0	0	0
Arson	0	0	0	0	0	0	0	0
Worthless Checks	0	0	0	0	0	0	0	0
Illegal Poss/Use of Credit/Debit Cards	0	0	0	0	0	0	0	0
Unauthorized Use of a Vehicle	0	0	0	0	0	0	0	0
Cruelty to Animals	0	0	0	0	0	0	0	0
Totals	32	0	0	0	0	0	0	32

**TENNESSEE COUNCIL OF JUVENILE AND FAMILY COURT JUDGES
2008 OVERTON COUNTY JUVENILE COURT STATISTICAL DATA**

Referrals by Class and Type Of Offense by Race and Sex for CY 2008

	White Male	African American Male	Other Race Male	White Female	African American Female	Other Race Female	Unknown Race or Sex	Total
<u>Illegal Conduct</u>								
Traffic	51	0	0	21	0	0	0	72
Other Drug Offenses	11	0	0	5	0	0	0	16
Violation of Wildlife Regulations	8	0	0	2	0	0	0	10
Possession/Consumption of Alcohol	9	0	0	0	0	0	0	9
Evading Arrest	4	0	0	0	0	0	0	4
Violation of Probation	1	0	0	3	0	0	0	4
Unlawful Carrying / Poss of a Weapon	2	0	0	0	0	0	0	2
Driving Under Influence (DUI)	2	0	0	0	0	0	0	2
Carrying Weapons on School Property	1	0	0	0	0	0	0	1
Criminal Impersonation	1	0	0	0	0	0	0	1
Disorderly Conduct	0	0	0	1	0	0	0	1
Sale of Controlled Substances	0	0	0	0	0	0	0	0
Possession of Controlled Substances	0	0	0	0	0	0	0	0
Criminal Attempt	0	0	0	0	0	0	0	0
Escape	0	0	0	0	0	0	0	0
Resist Stop/Frisk/Halt/Arrest/Search	0	0	0	0	0	0	0	0
Aggravated Criminal Trespass	0	0	0	0	0	0	0	0
Harassment	0	0	0	0	0	0	0	0
Failure to Appear	0	0	0	0	0	0	0	0
Filing a False Police Report	0	0	0	0	0	0	0	0
Criminal Trespass	0	0	0	0	0	0	0	0
Public Intoxication	0	0	0	0	0	0	0	0
Gambling	0	0	0	0	0	0	0	0
Local Ordinances	0	0	0	0	0	0	0	0
Contempt of Court	0	0	0	0	0	0	0	0
Violation of Aftercare	0	0	0	0	0	0	0	0
Totals	90	0	0	32	0	0	0	122
<u>Status Offenses</u>								
Unruly Behavior	53	0	0	32	1	0	0	86
Possession of Tobacco Products	19	0	1	3	1	0	0	24
Truancy	8	0	0	2	0	0	0	10
Violation of a Valid Court Order	6	0	0	2	0	0	0	8
Violation of Curfew	3	0	0	5	0	0	0	8
In-State Runaway	1	0	0	4	0	0	0	5
Out-of-State Runaway	0	0	0	0	0	0	0	0
Totals	90	0	1	48	2	0	0	141
<u>Dependency/Neglect</u>								
Dependency / Neglect	13	0	0	10	0	0	0	23
Termination of Parental Rights	1	0	0	0	0	0	0	1
Sexually Abused Child	0	0	0	0	0	0	0	0
Physically Abused Child	0	0	0	0	0	0	0	0
Totals	14	0	0	10	0	0	0	24

**TENNESSEE COUNCIL OF JUVENILE AND FAMILY COURT JUDGES
2008 OVERTON COUNTY JUVENILE COURT STATISTICAL DATA**

Referrals by Class and Type Of Offense by Race and Sex for CY 2008

	White Male	African American Male	Other Race Male	White Female	African American Female	Other Race Female	Unknown Race or Sex	Total
<u>Other Violation Proceedings</u>								
Violation of Pretrial Diversion	0	0	0	0	0	0	0	0
Violation of Informal Adjustment	0	0	0	0	0	0	0	0
Totals	0	0	0	0	0	0	0	0
<u>Parentage</u>								
Child Support	13	0	0	16	0	0	0	29
Paternity / Legitimation	6	0	0	7	0	0	0	13
Custody	5	0	0	3	0	0	0	8
Visitation	1	0	0	0	0	0	0	1
Totals	25	0	0	26	0	0	0	51
<u>Special Proceedings</u>								
Judicial Review	29	0	0	20	0	0	1	50
Administrative Review	0	0	0	0	0	0	0	0
Foster Care Review	0	0	0	0	0	0	0	0
Request for Medical Treatment	0	0	0	0	0	0	0	0
Consent to Marry	0	0	0	0	0	0	0	0
Totals	29	0	0	20	0	0	1	50
<u>Other</u>								
Other	9	0	0	8	0	0	0	17
Totals	9	0	0	8	0	0	0	17
All Referral Totals	306	1	1	151	2	0	1	462

**TENNESSEE COUNCIL OF JUVENILE AND FAMILY COURT JUDGES
2008 OVERTON COUNTY JUVENILE COURT STATISTICAL DATA**

Referral Reasons by Type of Offense, Race and Sex for CY 2008

	White Male	African American Male	Other Race Male	White Female	African American Female	Other Race Female	Unknown Race or Sex	Total
Delinquent								
Traffic	51	0	0	21	0	0	0	72
Assault	16	1	0	7	0	0	0	24
Theft of Property	16	0	0	0	0	0	0	16
Other Drug Offenses	11	0	0	5	0	0	0	16
Violation of Wildlife Regulations	8	0	0	2	0	0	0	10
Possession/Consumption of Alcohol	9	0	0	0	0	0	0	9
Vandalism	7	0	0	0	0	0	0	7
Burglary	7	0	0	0	0	0	0	7
Evading Arrest	4	0	0	0	0	0	0	4
Violation of Probation	1	0	0	3	0	0	0	4
Unlawful Carrying / Poss of a Weapon	2	0	0	0	0	0	0	2
Driving Under Influence (DUI)	2	0	0	0	0	0	0	2
Aggravated Assault	1	0	0	0	0	0	0	1
Aggravated Burglary	1	0	0	0	0	0	0	1
Forgery	1	0	0	0	0	0	0	1
Carrying Weapons on School Property	1	0	0	0	0	0	0	1
Criminal Impersonation	1	0	0	0	0	0	0	1
Disorderly Conduct	0	0	0	1	0	0	0	1
Criminal Homicide	0	0	0	0	0	0	0	0
1st Degree Murder	0	0	0	0	0	0	0	0
2nd Degree Murder	0	0	0	0	0	0	0	0
Aggravated Rape	0	0	0	0	0	0	0	0
Rape of a Child	0	0	0	0	0	0	0	0
Aggravated Vehicular Homicide	0	0	0	0	0	0	0	0
Esp. Aggravated Robbery	0	0	0	0	0	0	0	0
Esp. Aggravated Kidnapping	0	0	0	0	0	0	0	0
Aggravated Robbery	0	0	0	0	0	0	0	0
Aggravated Kidnapping	0	0	0	0	0	0	0	0
Aggravated Child Abuse / Neglect	0	0	0	0	0	0	0	0
Aggravated Sexual Battery	0	0	0	0	0	0	0	0
Rape	0	0	0	0	0	0	0	0
Voluntary Manslaughter	0	0	0	0	0	0	0	0
Vehicular Homicide	0	0	0	0	0	0	0	0
Sexual Abuse of a Child	0	0	0	0	0	0	0	0
Other Sexual Offenses	0	0	0	0	0	0	0	0
Robbery	0	0	0	0	0	0	0	0
Criminally Negligent Homicide	0	0	0	0	0	0	0	0
Attempted Crime Against a Person	0	0	0	0	0	0	0	0
Reckless Endangerment	0	0	0	0	0	0	0	0
Aggravated Arson	0	0	0	0	0	0	0	0
Arson	0	0	0	0	0	0	0	0
Worthless Checks	0	0	0	0	0	0	0	0
Illegal Poss/Use of Credit/Debit Cards	0	0	0	0	0	0	0	0
Unauthorized Use of a Vehicle	0	0	0	0	0	0	0	0
Cruelty to Animals	0	0	0	0	0	0	0	0
Sale of Controlled Substances	0	0	0	0	0	0	0	0
Possession of Controlled Substances	0	0	0	0	0	0	0	0
Criminal Attempt	0	0	0	0	0	0	0	0
Escape	0	0	0	0	0	0	0	0
Resist Stop/Frisk/Halt/Arrest/Search	0	0	0	0	0	0	0	0
Aggravated Criminal Trespass	0	0	0	0	0	0	0	0
Harassment	0	0	0	0	0	0	0	0

**TENNESSEE COUNCIL OF JUVENILE AND FAMILY COURT JUDGES
2008 OVERTON COUNTY JUVENILE COURT STATISTICAL DATA**

Referral Reasons by Type of Offense, Race and Sex for CY 2008

	White Male	African American Male	Other Race Male	White Female	African American Female	Other Race Female	Unknown Race or Sex	Total
<u>Delinquent</u>								
Failure to Appear	0	0	0	0	0	0	0	0
Filing a False Police Report	0	0	0	0	0	0	0	0
Criminal Trespass	0	0	0	0	0	0	0	0
Public Intoxication	0	0	0	0	0	0	0	0
Gambling	0	0	0	0	0	0	0	0
Local Ordinances	0	0	0	0	0	0	0	0
Contempt of Court	0	0	0	0	0	0	0	0
Violation of Aftercare	0	0	0	0	0	0	0	0
Totals	139	1	0	39	0	0	0	179
<u>Status</u>								
Unruly Behavior	53	0	0	32	1	0	0	86
Possession of Tobacco Products	19	0	1	3	1	0	0	24
Truancy	8	0	0	2	0	0	0	10
Violation of a Valid Court Order	6	0	0	2	0	0	0	8
Violation of Curfew	3	0	0	5	0	0	0	8
In-State Runaway	1	0	0	4	0	0	0	5
Out-of-State Runaway	0	0	0	0	0	0	0	0
Totals	90	0	1	48	2	0	0	141
<u>Dependency and Neglect</u>								
Dependency / Neglect	13	0	0	10	0	0	0	23
Termination of Parental Rights	1	0	0	0	0	0	0	1
Sexually Abused Child	0	0	0	0	0	0	0	0
Physically Abused Child	0	0	0	0	0	0	0	0
Totals	14	0	0	10	0	0	0	24
<u>Other Violations</u>								
Violation of Pretrial Diversion	0	0	0	0	0	0	0	0
Violation of Informal Adjustment	0	0	0	0	0	0	0	0
Totals	0	0	0	0	0	0	0	0
<u>Special Proceedings</u>								
Judicial Review	29	0	0	20	0	0	1	50
Child Support	13	0	0	16	0	0	0	29
Paternity / Legitimation	6	0	0	7	0	0	0	13
Custody	5	0	0	3	0	0	0	8
Visitation	1	0	0	0	0	0	0	1
Administrative Review	0	0	0	0	0	0	0	0
Foster Care Review	0	0	0	0	0	0	0	0
Request for Medical Treatment	0	0	0	0	0	0	0	0
Consent to Marry	0	0	0	0	0	0	0	0
Totals	54	0	0	46	0	0	1	101
<u>Other</u>								
Other	9	0	0	8	0	0	0	17
Totals	9	0	0	8	0	0	0	17
All Referral Totals	306	1	1	151	2	0	1	462

**TENNESSEE COUNCIL OF JUVENILE AND FAMILY COURT JUDGES
2008 OVERTON COUNTY JUVENILE COURT STATISTICAL DATA**

Top 4 Referral Reasons by Race and Sex for CY 2008

Sex	Race	Referral Reason	Total
Male			
	White	1. Unruly Behavior	53
		2. Traffic	51
		3. Judicial Review	29
		4. Possession of Tobacco Products	19
	African American	1. Assault	1
	Other Race	1. Possession of Tobacco Products	1
Female			
	White	1. Unruly Behavior	32
		2. Traffic	21
		3. Judicial Review	20
		4. Child Support	16
	African American	1. Possession of Tobacco Products	1
		2. Unruly Behavior	1
Unknown			
	Unknown	1. Judicial Review	1

**TENNESSEE COUNCIL OF JUVENILE AND FAMILY COURT JUDGES
2008 OVERTON COUNTY JUVENILE COURT STATISTICAL DATA**

Top 4 Referral Reasons by Race and Sex and by Type of Offense for CY 2008

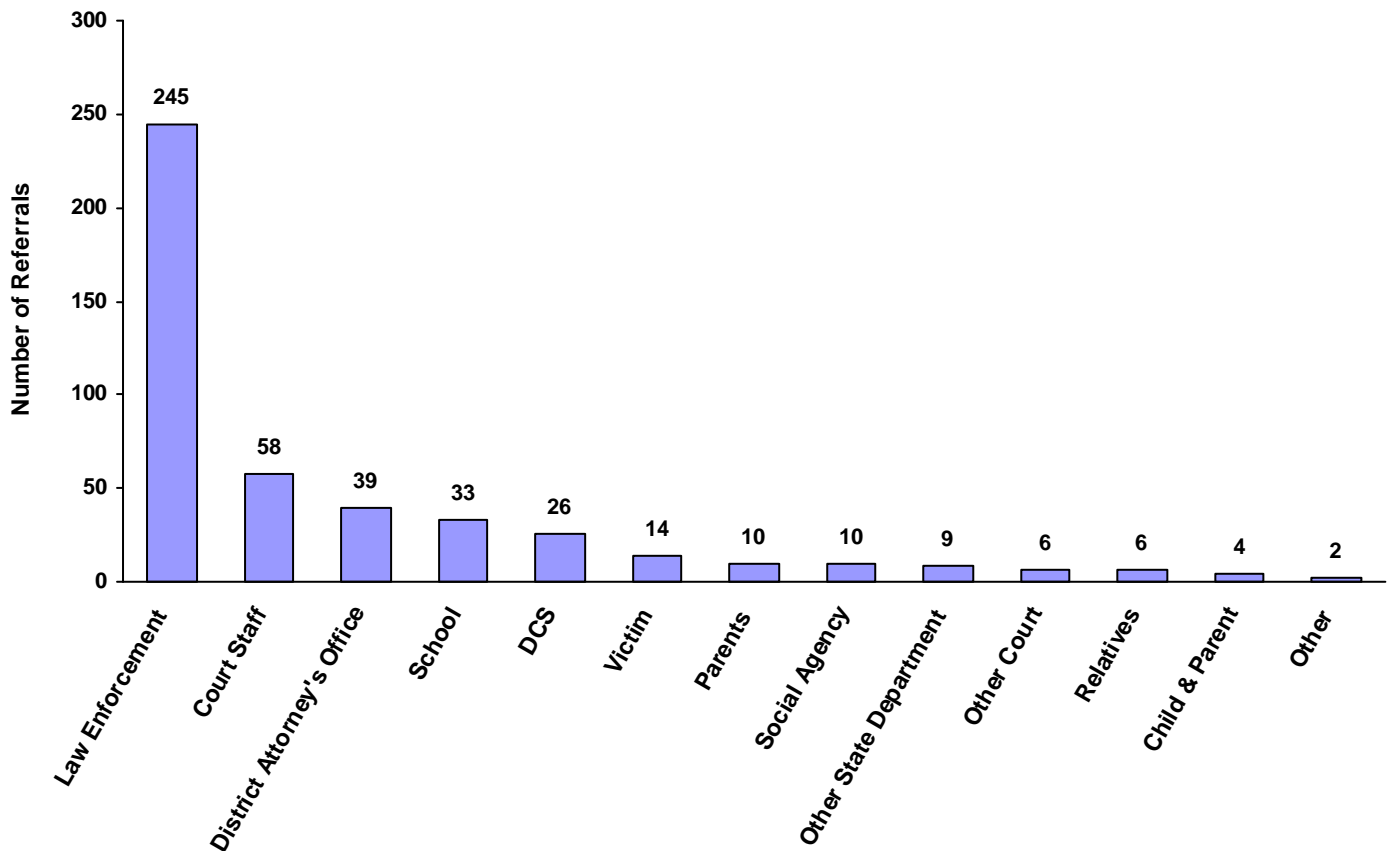
Sex	Race	Referral Type	Referral Reason	Total
Male	White	Delinquent	1. Traffic	51
			2. Assault	16
			3. Theft of Property	16
			4. Other Drug Offenses	11
		Status	1. Unruly Behavior	53
			2. Possession of Tobacco Products	19
			3. Truancy	8
			4. Violation of a Valid Court Order	6
		Dependency and Neglect	1. Dependency / Neglect	13
			2. Termination of Parental Rights	1
		Special Proceedings	1. Judicial Review	29
			2. Child Support	13
			3. Paternity / Legitimation	6
			4. Custody	5
		Other	1. Other	9
Male	African American	Delinquent	1. Assault	1
Male	Other Race	Status	1. Possession of Tobacco Products	1
Female	White	Delinquent	1. Traffic	21
			2. Assault	7
			3. Other Drug Offenses	5
			4. Violation of Probation	3
		Status	1. Unruly Behavior	32
			2. Violation of Curfew	5
			3. In-State Runaway	4
			4. Possession of Tobacco Products	3
		Dependency and Neglect	1. Dependency / Neglect	10
			2. Child Support	16
		Special Proceedings	3. Paternity / Legitimation	7
			4. Custody	3
			1. Other	8
		Other		
Female	African American	Status	1. Possession of Tobacco Products	1
			2. Unruly Behavior	1
Unknown	Unknown	Special Proceedings	1. Judicial Review	1

**TENNESSEE COUNCIL OF JUVENILE AND FAMILY COURT JUDGES
2008 OVERTON COUNTY JUVENILE COURT STATISTICAL DATA**

Source of Referrals by Race and Sex for CY 2008

	White Male	African American Male	Other Race Male	White Female	African American Female	Other Race Female	Unknown Race or Sex	Total	% of Total Referrals
Law Enforcement	175	0	0	70	0	0	0	245	53.03%
Parents	4	0	0	6	0	0	0	10	2.16%
Relatives	4	0	0	2	0	0	0	6	1.30%
Self	0	0	0	0	0	0	0	0	0.00%
School	26	0	1	4	2	0	0	33	7.14%
CSA	0	0	0	0	0	0	0	0	0.00%
DCS	15	0	0	11	0	0	0	26	5.63%
Other State Department	7	0	0	2	0	0	0	9	1.95%
District Attorney's Office	18	0	0	21	0	0	0	39	8.44%
Court Staff	34	0	0	23	0	0	1	58	12.55%
Social Agency	6	0	0	4	0	0	0	10	2.16%
Other Court	4	0	0	2	0	0	0	6	1.30%
Victim	10	0	0	4	0	0	0	14	3.03%
Child & Parent	3	1	0	0	0	0	0	4	0.87%
Hospital	0	0	0	0	0	0	0	0	0.00%
Unknown	0	0	0	0	0	0	0	0	0.00%
Other	0	0	0	2	0	0	0	2	0.43%
Totals	306	1	1	151	2	0	1	462	

Total Source of Referrals



**TENNESSEE COUNCIL OF JUVENILE AND FAMILY COURT JUDGES
2008 OVERTON COUNTY JUVENILE COURT STATISTICAL DATA**

Six Most Frequent Referral Reasons by Source, Race and Sex for CY 2008

	White Male	African American Male	Other Race Male	White Female	African American Female	Other Race Female	Unknown Race or Sex	Total
<u>Law Enforcement</u>								
1. Traffic	51	0	0	21	0	0	0	72
2. Unruly Behavior	39	0	0	26	0	0	0	65
3. Assault	13	0	0	5	0	0	0	18
4. Other Drug Offenses	11	0	0	5	0	0	0	16
5. Theft of Property	12	0	0	0	0	0	0	12
6. Burglary	7	0	0	0	0	0	0	7
<u>Parents</u>								
1. Unruly Behavior	2	0	0	2	0	0	0	4
2. Custody	0	0	0	2	0	0	0	2
3. Other	1	0	0	1	0	0	0	2
4. Child Support	1	0	0	0	0	0	0	1
5. Paternity / Legitimation	0	0	0	1	0	0	0	1
6. NO REFERRAL SUBMITTED	0	0	0	0	0	0	0	0
<u>Relatives</u>								
1. Custody	3	0	0	1	0	0	0	4
2. Paternity / Legitimation	1	0	0	0	0	0	0	1
3. Unruly Behavior	0	0	0	1	0	0	0	1
4. NO REFERRAL SUBMITTED	0	0	0	0	0	0	0	0
<u>Self</u>								
1. NO REFERRAL SUBMITTED	0	0	0	0	0	0	0	0
<u>School</u>								
1. Possession of Tobacco Products	15	0	1	2	1	0	0	19
2. Unruly Behavior	6	0	0	1	1	0	0	8
3. Truancy	5	0	0	1	0	0	0	6
4. NO REFERRAL SUBMITTED	0	0	0	0	0	0	0	0
<u>Community Service Agencies</u>								
1. NO REFERRAL SUBMITTED	0	0	0	0	0	0	0	0
<u>Department of Children's Services</u>								
1. Dependency / Neglect	13	0	0	10	0	0	0	23
2. Violation of Probation	1	0	0	1	0	0	0	2
3. Termination of Parental Rights	1	0	0	0	0	0	0	1
4. NO REFERRAL SUBMITTED	0	0	0	0	0	0	0	0
<u>Other State Department</u>								
1. Violation of Wildlife Regulations	7	0	0	2	0	0	0	9
2. NO REFERRAL SUBMITTED	0	0	0	0	0	0	0	0

**TENNESSEE COUNCIL OF JUVENILE AND FAMILY COURT JUDGES
2008 OVERTON COUNTY JUVENILE COURT STATISTICAL DATA**

Six Most Frequent Referral Reasons by Source, Race and Sex for CY 2008

	White Male	African American Male	Other Race Male	White Female	African American Female	Other Race Female	Unknown Race or Sex	Total
<u>District Attorney's Office</u>								
1. Child Support	12	0	0	16	0	0	0	28
2. Paternity / Legitimation	5	0	0	5	0	0	0	10
3. Custody	1	0	0	0	0	0	0	1
4. NO REFERRAL SUBMITTED	0	0	0	0	0	0	0	0
<u>Court Staff</u>								
1. Judicial Review	29	0	0	20	0	0	1	50
2. Other	5	0	0	3	0	0	0	8
3. NO REFERRAL SUBMITTED	0	0	0	0	0	0	0	0
<u>Social Agency</u>								
1. Violation of a Valid Court Order	6	0	0	2	0	0	0	8
2. Violation of Probation	0	0	0	2	0	0	0	2
3. NO REFERRAL SUBMITTED	0	0	0	0	0	0	0	0
<u>Other Court</u>								
1. Other	1	0	0	2	0	0	0	3
2. Possession / Consumption of Alcohol	2	0	0	0	0	0	0	2
3. Violation of Curfew	1	0	0	0	0	0	0	1
4. NO REFERRAL SUBMITTED	0	0	0	0	0	0	0	0
<u>Victim</u>								
1. Unruly Behavior	6	0	0	2	0	0	0	8
2. Theft of Property	4	0	0	0	0	0	0	4
3. Assault	0	0	0	2	0	0	0	2
4. NO REFERRAL SUBMITTED	0	0	0	0	0	0	0	0
<u>Child & Parent</u>								
1. Assault	3	1	0	0	0	0	0	4
2. NO REFERRAL SUBMITTED	0	0	0	0	0	0	0	0
<u>Hospital</u>								
1. NO REFERRAL SUBMITTED	0	0	0	0	0	0	0	0
<u>Unknown</u>								
1. NO REFERRAL SUBMITTED	0	0	0	0	0	0	0	0
<u>Other</u>								
1. Other	0	0	0	2	0	0	0	2
2. NO REFERRAL SUBMITTED	0	0	0	0	0	0	0	0

**TENNESSEE COUNCIL OF JUVENILE AND FAMILY COURT JUDGES
2008 OVERTON COUNTY JUVENILE COURT STATISTICAL DATA**

Source of Referrals by Type of Offense, Race and Sex for CY 2008

	White Male	African American Male	Other Race Male	White Female	African American Female	Other Race Female	Unknown Race or Sex	Total
<u>Delinquent</u>								
Law Enforcement	122	0	0	32	0	0	0	154
Other State Department	7	0	0	2	0	0	0	9
Victim	4	0	0	2	0	0	0	6
Child & Parent	3	1	0	0	0	0	0	4
DCS	1	0	0	1	0	0	0	2
Other Court	2	0	0	0	0	0	0	2
Social Agency	0	0	0	2	0	0	0	2
Court Staff	0	0	0	0	0	0	0	0
CSA	0	0	0	0	0	0	0	0
District Attorney's Office	0	0	0	0	0	0	0	0
Hospital	0	0	0	0	0	0	0	0
Other	0	0	0	0	0	0	0	0
Parents	0	0	0	0	0	0	0	0
Relatives	0	0	0	0	0	0	0	0
School	0	0	0	0	0	0	0	0
Self	0	0	0	0	0	0	0	0
Unknown	0	0	0	0	0	0	0	0
Totals	139	1	0	39	0	0	0	179

	White Male	African American Male	Other Race Male	White Female	African American Female	Other Race Female	Unknown Race or Sex	Total
<u>Status/Unruly</u>								
Law Enforcement	49	0	0	37	0	0	0	86
School	26	0	1	4	2	0	0	33
Social Agency	6	0	0	2	0	0	0	8
Victim	6	0	0	2	0	0	0	8
Parents	2	0	0	2	0	0	0	4
Other Court	1	0	0	0	0	0	0	1
Relatives	0	0	0	1	0	0	0	1
Child & Parent	0	0	0	0	0	0	0	0
Court Staff	0	0	0	0	0	0	0	0
CSA	0	0	0	0	0	0	0	0
DCS	0	0	0	0	0	0	0	0
District Attorney's Office	0	0	0	0	0	0	0	0
Hospital	0	0	0	0	0	0	0	0
Other	0	0	0	0	0	0	0	0
Other State Department	0	0	0	0	0	0	0	0
Self	0	0	0	0	0	0	0	0
Unknown	0	0	0	0	0	0	0	0
Totals	90	0	1	48	2	0	0	141

**TENNESSEE COUNCIL OF JUVENILE AND FAMILY COURT JUDGES
2008 OVERTON COUNTY JUVENILE COURT STATISTICAL DATA**

Source of Referrals by Type of Offense, Race and Sex for CY 2008

	White Male	African American Male	Other Race Male	White Female	African American Female	Other Race Female	Unknown Race or Sex	Total
<u>Dependency and Neglect</u>								
DCS	14	0	0	10	0	0	0	24
Child & Parent	0	0	0	0	0	0	0	0
Court Staff	0	0	0	0	0	0	0	0
CSA	0	0	0	0	0	0	0	0
District Attorney's Office	0	0	0	0	0	0	0	0
Hospital	0	0	0	0	0	0	0	0
Law Enforcement	0	0	0	0	0	0	0	0
Other	0	0	0	0	0	0	0	0
Other Court	0	0	0	0	0	0	0	0
Other State Department	0	0	0	0	0	0	0	0
Parents	0	0	0	0	0	0	0	0
Relatives	0	0	0	0	0	0	0	0
School	0	0	0	0	0	0	0	0
Self	0	0	0	0	0	0	0	0
Social Agency	0	0	0	0	0	0	0	0
Unknown	0	0	0	0	0	0	0	0
Victim	0	0	0	0	0	0	0	0
Totals	14	0	0	10	0	0	0	24

<u>Other Violations</u>								
Child & Parent	0	0	0	0	0	0	0	0
Court Staff	0	0	0	0	0	0	0	0
CSA	0	0	0	0	0	0	0	0
DCS	0	0	0	0	0	0	0	0
District Attorney's Office	0	0	0	0	0	0	0	0
Hospital	0	0	0	0	0	0	0	0
Law Enforcement	0	0	0	0	0	0	0	0
Other	0	0	0	0	0	0	0	0
Other Court	0	0	0	0	0	0	0	0
Other State Department	0	0	0	0	0	0	0	0
Parents	0	0	0	0	0	0	0	0
Relatives	0	0	0	0	0	0	0	0
School	0	0	0	0	0	0	0	0
Self	0	0	0	0	0	0	0	0
Social Agency	0	0	0	0	0	0	0	0
Unknown	0	0	0	0	0	0	0	0
Victim	0	0	0	0	0	0	0	0
Totals	0	0	0	0	0	0	0	0

**TENNESSEE COUNCIL OF JUVENILE AND FAMILY COURT JUDGES
2008 OVERTON COUNTY JUVENILE COURT STATISTICAL DATA**

Source of Referrals by Type of Offense, Race and Sex for CY 2008

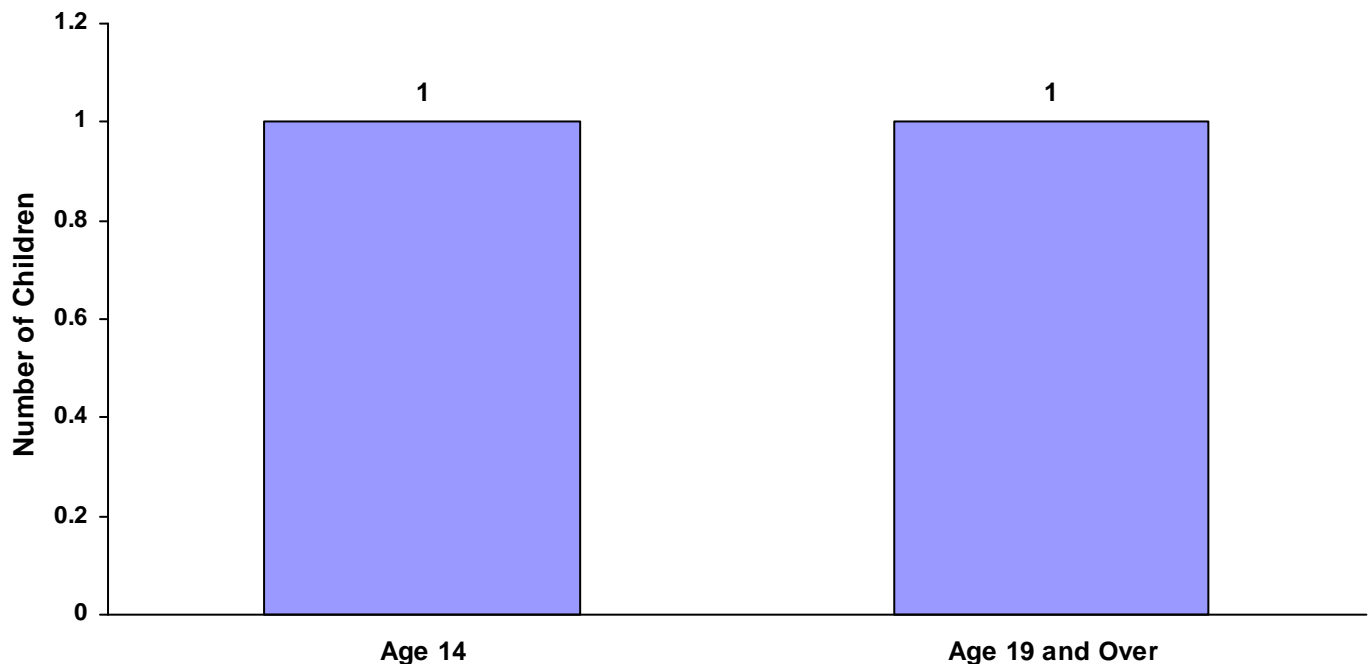
	White Male	African American Male	Other Race Male	White Female	African American Female	Other Race Female	Unknown Race or Sex	Total
<u>Special Proceedings</u>								
Court Staff	29	0	0	20	0	0	1	50
District Attorney's Office	18	0	0	21	0	0	0	39
Relatives	4	0	0	1	0	0	0	5
Parents	1	0	0	3	0	0	0	4
Law Enforcement	2	0	0	1	0	0	0	3
Child & Parent	0	0	0	0	0	0	0	0
CSA	0	0	0	0	0	0	0	0
DCS	0	0	0	0	0	0	0	0
Hospital	0	0	0	0	0	0	0	0
Other	0	0	0	0	0	0	0	0
Other Court	0	0	0	0	0	0	0	0
Other State Department	0	0	0	0	0	0	0	0
School	0	0	0	0	0	0	0	0
Self	0	0	0	0	0	0	0	0
Social Agency	0	0	0	0	0	0	0	0
Unknown	0	0	0	0	0	0	0	0
Victim	0	0	0	0	0	0	0	0
Totals	54	0	0	46	0	0	1	101
<u>Other</u>								
Court Staff	5	0	0	3	0	0	0	8
Other Court	1	0	0	2	0	0	0	3
Law Enforcement	2	0	0	0	0	0	0	2
Other	0	0	0	2	0	0	0	2
Parents	1	0	0	1	0	0	0	2
Child & Parent	0	0	0	0	0	0	0	0
CSA	0	0	0	0	0	0	0	0
DCS	0	0	0	0	0	0	0	0
District Attorney's Office	0	0	0	0	0	0	0	0
Hospital	0	0	0	0	0	0	0	0
Other State Department	0	0	0	0	0	0	0	0
Relatives	0	0	0	0	0	0	0	0
School	0	0	0	0	0	0	0	0
Self	0	0	0	0	0	0	0	0
Social Agency	0	0	0	0	0	0	0	0
Unknown	0	0	0	0	0	0	0	0
Victim	0	0	0	0	0	0	0	0
Totals	9	0	0	8	0	0	0	17
All Referral Source Totals	306	1	1	151	2	0	1	462

**TENNESSEE COUNCIL OF JUVENILE AND FAMILY COURT JUDGES
2008 OVERTON COUNTY JUVENILE COURT STATISTICAL DATA**

**Children Referred for Unlawful Carrying/Possession of a Weapon for CY 2008
Total Children = 272**

	White Male	African American Male	Other Race Male	White Female	African American Female	Other Race Female	Unknown Race or Sex	Total	% of All Children Referred
Age Under 1	0	0	0	0	0	0	0	0	0.00%
Age 1	0	0	0	0	0	0	0	0	0.00%
Age 2	0	0	0	0	0	0	0	0	0.00%
Age 3	0	0	0	0	0	0	0	0	0.00%
Age 4	0	0	0	0	0	0	0	0	0.00%
Age 5	0	0	0	0	0	0	0	0	0.00%
Age 6	0	0	0	0	0	0	0	0	0.00%
Age 7	0	0	0	0	0	0	0	0	0.00%
Age 8	0	0	0	0	0	0	0	0	0.00%
Age 9	0	0	0	0	0	0	0	0	0.00%
Age 10	0	0	0	0	0	0	0	0	0.00%
Age 11	0	0	0	0	0	0	0	0	0.00%
Age 12	0	0	0	0	0	0	0	0	0.00%
Age 13	0	0	0	0	0	0	0	0	0.00%
Age 14	1	0	0	0	0	0	0	1	0.37%
Age 15	0	0	0	0	0	0	0	0	0.00%
Age 16	0	0	0	0	0	0	0	0	0.00%
Age 17	0	0	0	0	0	0	0	0	0.00%
Age 18	0	0	0	0	0	0	0	0	0.00%
Age 19 and Over	1	0	0	0	0	0	0	1	0.37%
Totals	2	0	0	0	0	0	0	2	

Total Children Referred for Unlawfully Carrying/Possessing Weapons



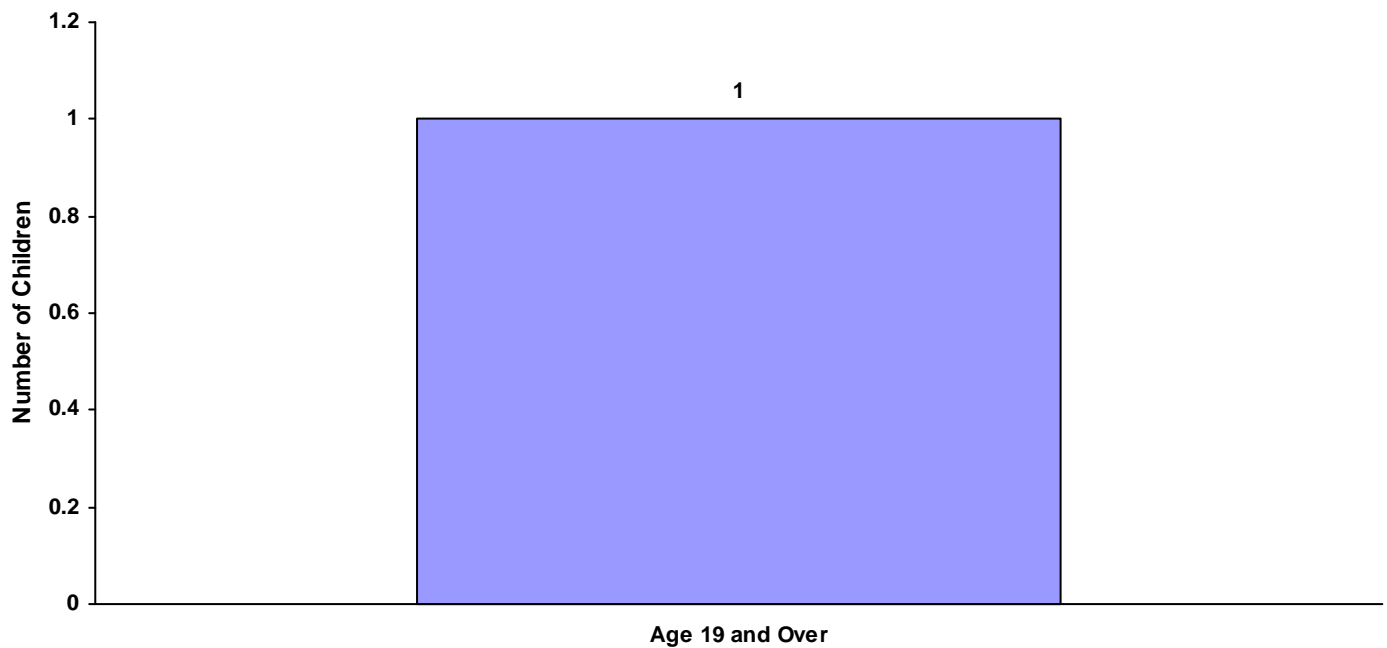
**TENNESSEE COUNCIL OF JUVENILE AND FAMILY COURT JUDGES
2008 OVERTON COUNTY JUVENILE COURT STATISTICAL DATA**

Children Referred for Carrying Weapons on School Property for CY 2008

Total Children = 272

	White Male	African American Male	Other Race Male	White Female	African American Female	Other Race Female	Unknown Race or Sex	Total	% of Children Referred
Age Under 1	0	0	0	0	0	0	0	0	0.00%
Age 1	0	0	0	0	0	0	0	0	0.00%
Age 2	0	0	0	0	0	0	0	0	0.00%
Age 3	0	0	0	0	0	0	0	0	0.00%
Age 4	0	0	0	0	0	0	0	0	0.00%
Age 5	0	0	0	0	0	0	0	0	0.00%
Age 6	0	0	0	0	0	0	0	0	0.00%
Age 7	0	0	0	0	0	0	0	0	0.00%
Age 8	0	0	0	0	0	0	0	0	0.00%
Age 9	0	0	0	0	0	0	0	0	0.00%
Age 10	0	0	0	0	0	0	0	0	0.00%
Age 11	0	0	0	0	0	0	0	0	0.00%
Age 12	0	0	0	0	0	0	0	0	0.00%
Age 13	0	0	0	0	0	0	0	0	0.00%
Age 14	0	0	0	0	0	0	0	0	0.00%
Age 15	0	0	0	0	0	0	0	0	0.00%
Age 16	0	0	0	0	0	0	0	0	0.00%
Age 17	0	0	0	0	0	0	0	0	0.00%
Age 18	0	0	0	0	0	0	0	0	0.00%
Age 19 and Over	1	0	0	0	0	0	0	1	0.37%
Totals	1	0	0	0	0	0	0	1	

Total Children Referred for Carrying Weapons on School Property

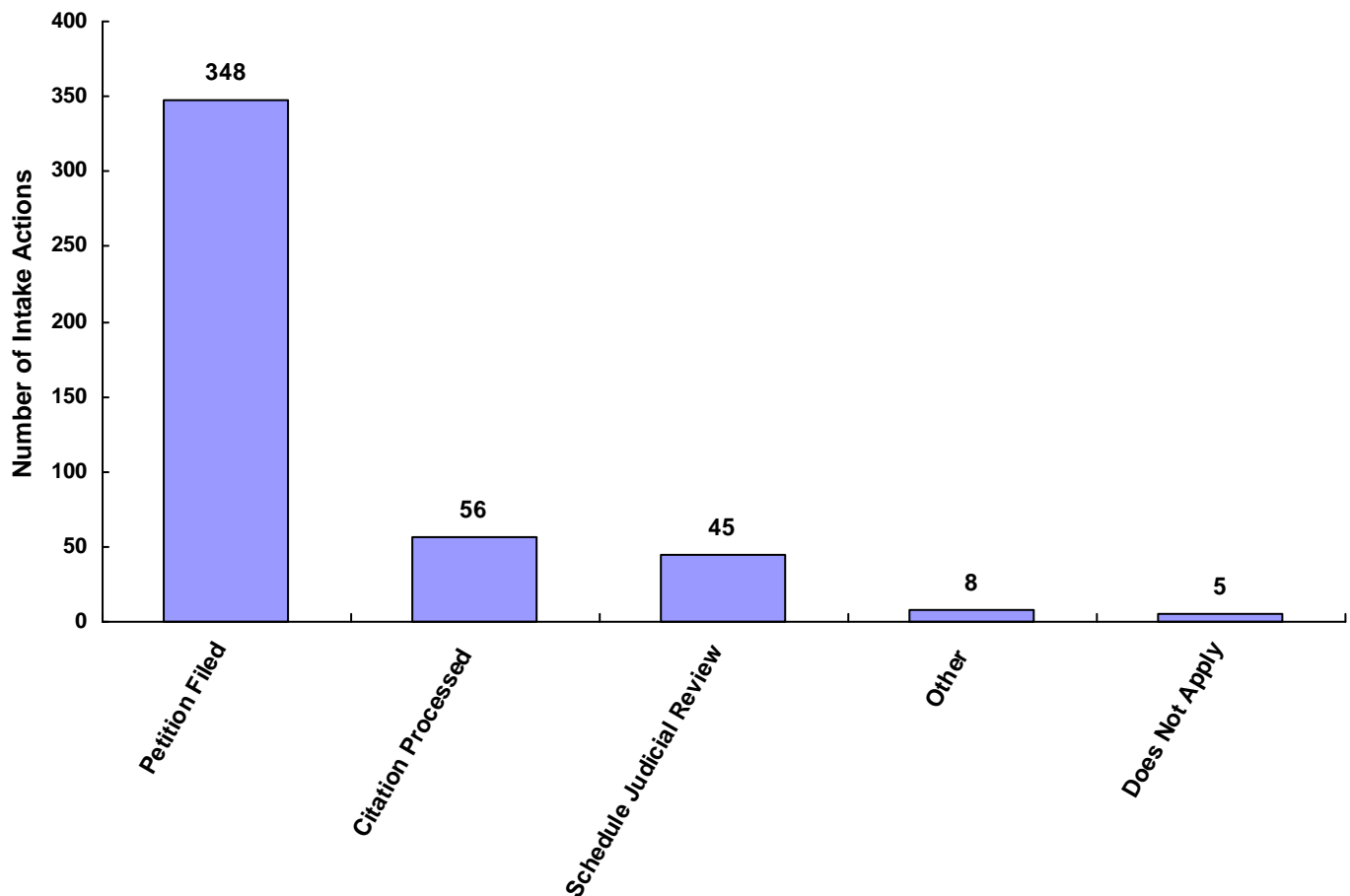


**TENNESSEE COUNCIL OF JUVENILE AND FAMILY COURT JUDGES
2008 OVERTON COUNTY JUVENILE COURT STATISTICAL DATA**

Intake Actions at Referral by Race and Sex for CY 2008

	White Male	African American Male	Other Race Male	White Female	African American Female	Other Race Female	Unknown Race or Sex	Total	% of Total Referrals
Petition Filed	227	1	1	117	2	0	0	348	75.32%
Motion Filed	0	0	0	0	0	0	0	0	0.00%
Citation Processed	46	0	0	10	0	0	0	56	12.12%
Paternity Processed Notice	0	0	0	0	0	0	0	0	0.00%
Schedule Judicial Review	26	0	0	18	0	0	1	45	9.74%
Schedule Admin Review	0	0	0	0	0	0	0	0	0.00%
Schedule Foster Care Review	0	0	0	0	0	0	0	0	0.00%
Unknown	0	0	0	0	0	0	0	0	0.00%
Does Not Apply	3	0	0	2	0	0	0	5	1.08%
Other	4	0	0	4	0	0	0	8	1.73%
Totals	306	1	1	151	2	0	1	462	

Total Intake Actions at Referral



**TENNESSEE COUNCIL OF JUVENILE AND FAMILY COURT JUDGES
2008 OVERTON COUNTY JUVENILE COURT STATISTICAL DATA**

Intake Actions of Referrals by Class of Offense, Race and Sex for CY 2008

	White Male	African American Male	Other Race Male	White Female	African American Female	Other Race Female	Unknown Race or Sex	Total
<u>Offenses Against Persons</u>								
Petition Filed	17	1	0	7	0	0	0	25
Motion Filed	0	0	0	0	0	0	0	0
Citation Processed	0	0	0	0	0	0	0	0
Notification of Paternity Processed	0	0	0	0	0	0	0	0
Scheduling of Judicial Review	0	0	0	0	0	0	0	0
Scheduling of Administrative Review	0	0	0	0	0	0	0	0
Scheduling of Foster Care Review	0	0	0	0	0	0	0	0
Unknown	0	0	0	0	0	0	0	0
Does Not Apply	0	0	0	0	0	0	0	0
Other	0	0	0	0	0	0	0	0
Totals	17	1	0	7	0	0	0	25

<u>Offenses Against Property</u>								
Petition Filed	32	0	0	0	0	0	0	32
Motion Filed	0	0	0	0	0	0	0	0
Citation Processed	0	0	0	0	0	0	0	0
Notification of Paternity Processed	0	0	0	0	0	0	0	0
Scheduling of Judicial Review	0	0	0	0	0	0	0	0
Scheduling of Administrative Review	0	0	0	0	0	0	0	0
Scheduling of Foster Care Review	0	0	0	0	0	0	0	0
Unknown	0	0	0	0	0	0	0	0
Does Not Apply	0	0	0	0	0	0	0	0
Other	0	0	0	0	0	0	0	0
Totals	32	0	0	0	0	0	0	32

<u>Illegal Conduct</u>								
Petition Filed	51	0	0	22	0	0	0	73
Citation Processed	39	0	0	10	0	0	0	49
Motion Filed	0	0	0	0	0	0	0	0
Notification of Paternity Processed	0	0	0	0	0	0	0	0
Scheduling of Judicial Review	0	0	0	0	0	0	0	0
Scheduling of Administrative Review	0	0	0	0	0	0	0	0
Scheduling of Foster Care Review	0	0	0	0	0	0	0	0
Unknown	0	0	0	0	0	0	0	0
Does Not Apply	0	0	0	0	0	0	0	0
Other	0	0	0	0	0	0	0	0
Totals	90	0	0	32	0	0	0	122

**TENNESSEE COUNCIL OF JUVENILE AND FAMILY COURT JUDGES
2008 OVERTON COUNTY JUVENILE COURT STATISTICAL DATA**

Intake Actions of Referrals by Class of Offense, Race and Sex for CY 2008

	White Male	African American Male	Other Race Male	White Female	African American Female	Other Race Female	Unknown Race or Sex	Total
<u>Status Offenses</u>								
Petition Filed	83	0	1	48	2	0	0	134
Citation Processed	7	0	0	0	0	0	0	7
Motion Filed	0	0	0	0	0	0	0	0
Notification of Paternity Processed	0	0	0	0	0	0	0	0
Scheduling of Judicial Review	0	0	0	0	0	0	0	0
Scheduling of Administrative Review	0	0	0	0	0	0	0	0
Scheduling of Foster Care Review	0	0	0	0	0	0	0	0
Unknown	0	0	0	0	0	0	0	0
Does Not Apply	0	0	0	0	0	0	0	0
Other	0	0	0	0	0	0	0	0
Totals	90	0	1	48	2	0	0	141

<u>Dependency/Neglect</u>								
Petition Filed	14	0	0	10	0	0	0	24
Motion Filed	0	0	0	0	0	0	0	0
Citation Processed	0	0	0	0	0	0	0	0
Notification of Paternity Processed	0	0	0	0	0	0	0	0
Scheduling of Judicial Review	0	0	0	0	0	0	0	0
Scheduling of Administrative Review	0	0	0	0	0	0	0	0
Scheduling of Foster Care Review	0	0	0	0	0	0	0	0
Unknown	0	0	0	0	0	0	0	0
Does Not Apply	0	0	0	0	0	0	0	0
Other	0	0	0	0	0	0	0	0
Totals	14	0	0	10	0	0	0	24

<u>Other Violation Proceedings</u>								
Petition Filed	0	0	0	0	0	0	0	0
Motion Filed	0	0	0	0	0	0	0	0
Citation Processed	0	0	0	0	0	0	0	0
Notification of Paternity Processed	0	0	0	0	0	0	0	0
Scheduling of Judicial Review	0	0	0	0	0	0	0	0
Scheduling of Administrative Review	0	0	0	0	0	0	0	0
Scheduling of Foster Care Review	0	0	0	0	0	0	0	0
Unknown	0	0	0	0	0	0	0	0
Does Not Apply	0	0	0	0	0	0	0	0
Other	0	0	0	0	0	0	0	0
Totals	0	0	0	0	0	0	0	0

**TENNESSEE COUNCIL OF JUVENILE AND FAMILY COURT JUDGES
2008 OVERTON COUNTY JUVENILE COURT STATISTICAL DATA**

Intake Actions of Referrals by Class of Offense, Race and Sex for CY 2008

	White Male	African American Male	Other Race Male	White Female	African American Female	Other Race Female	Unknown Race or Sex	Total
<u>Parentage</u>								
Petition Filed	25	0	0	26	0	0	0	51
Motion Filed	0	0	0	0	0	0	0	0
Citation Processed	0	0	0	0	0	0	0	0
Notification of Paternity Processed	0	0	0	0	0	0	0	0
Scheduling of Judicial Review	0	0	0	0	0	0	0	0
Scheduling of Administrative Review	0	0	0	0	0	0	0	0
Scheduling of Foster Care Review	0	0	0	0	0	0	0	0
Unknown	0	0	0	0	0	0	0	0
Does Not Apply	0	0	0	0	0	0	0	0
Other	0	0	0	0	0	0	0	0
Totals	25	0	0	26	0	0	0	51
<u>Special Proceedings</u>								
Scheduling of Judicial Review	26	0	0	18	0	0	1	45
Does Not Apply	3	0	0	2	0	0	0	5
Petition Filed	0	0	0	0	0	0	0	0
Motion Filed	0	0	0	0	0	0	0	0
Citation Processed	0	0	0	0	0	0	0	0
Notification of Paternity Processed	0	0	0	0	0	0	0	0
Scheduling of Administrative Review	0	0	0	0	0	0	0	0
Scheduling of Foster Care Review	0	0	0	0	0	0	0	0
Unknown	0	0	0	0	0	0	0	0
Other	0	0	0	0	0	0	0	0
Totals	29	0	0	20	0	0	1	50
<u>Other</u>								
Petition Filed	5	0	0	4	0	0	0	9
Other	4	0	0	4	0	0	0	8
Motion Filed	0	0	0	0	0	0	0	0
Citation Processed	0	0	0	0	0	0	0	0
Notification of Paternity Processed	0	0	0	0	0	0	0	0
Scheduling of Judicial Review	0	0	0	0	0	0	0	0
Scheduling of Administrative Review	0	0	0	0	0	0	0	0
Scheduling of Foster Care Review	0	0	0	0	0	0	0	0
Unknown	0	0	0	0	0	0	0	0
Does Not Apply	0	0	0	0	0	0	0	0
Totals	9	0	0	8	0	0	0	17
All Intake Action Totals	306	1	1	151	2	0	1	462

**TENNESSEE COUNCIL OF JUVENILE AND FAMILY COURT JUDGES
2008 OVERTON COUNTY JUVENILE COURT STATISTICAL DATA**

Detention Statistics at Referral by Individual Child by Race and Sex for CY 2008

	White Male	African American Male	Other Race Male	White Female	African American Female	Other Race Female	Unknown Race or Sex	Total	% of Total Children
Does Not Apply	154	1	1	114	1	0	1	272	100.00%
Non-Secure Placement	0	0	0	0	0	0	0	0	0.00%
Juvenile Detention Facility	0	0	0	0	0	0	0	0	0.00%
Jail - Complete Separation	0	0	0	0	0	0	0	0	0.00%
Jail - Partial Separation	0	0	0	0	0	0	0	0	0.00%
Jail - No Separation	0	0	0	0	0	0	0	0	0.00%
Psychiatric Hospital	0	0	0	0	0	0	0	0	0.00%
Unknown	0	0	0	0	0	0	0	0	0.00%
Other	0	0	0	0	0	0	0	0	0.00%
Totals	154	1	1	114	1	0	1	272	

Detention Statistics at Referral by Individual Case for CY 2008

	Cases	% of Total Cases
Does Not Apply	421	99.76%
Juvenile Detention Facility	1	0.24%
Non-Secure Placement	0	0.00%
Jail - Complete Separation	0	0.00%
Jail - Partial Separation	0	0.00%
Jail - No Separation	0	0.00%
Psychiatric Hospital	0	0.00%
Unknown	0	0.00%
Other	0	0.00%
	422	100.00%

Detention Statistics above are reported separately by Child and by Case. One child may have multiple cases.

Does Not Apply: Refers to cases not eligible for detention due to the type of Referral or the decision not to detain.

**TENNESSEE COUNCIL OF JUVENILE AND FAMILY COURT JUDGES
2008 OVERTON COUNTY JUVENILE COURT STATISTICAL DATA**

Placement after Secure Detention Hearing by Individual Child by Race and Sex for CY 2008

	White Male	African American Male	Other Race Male	White Female	African American Female	Other Race Female	Unknown Race or Sex	Total	% of Total Children
Does Not Apply	154	1	1	114	1	0	1	272	100.00%
Returned to Prior Living Arr	0	0	0	0	0	0	0	0	0.00%
Juvenile Detention Facility	0	0	0	0	0	0	0	0	0.00%
Jail	0	0	0	0	0	0	0	0	0.00%
Shelter / Group Home	0	0	0	0	0	0	0	0	0.00%
Foster Family Home	0	0	0	0	0	0	0	0	0.00%
Psychiatric Hospital	0	0	0	0	0	0	0	0	0.00%
Unknown	0	0	0	0	0	0	0	0	0.00%
Other	0	0	0	0	0	0	0	0	0.00%
Totals	154	1	1	114	1	0	1	272	

Placement after Secure Detention Hearing by Individual Case for CY 2008

	Cases	% of Total Cases
Does Not Apply	421	99.76%
Juvenile Detention Facility	1	0.24%
Returned to Prior Living Arrangement	0	0.00%
Jail	0	0.00%
Shelter / Group Home	0	0.00%
Foster Family Home	0	0.00%
Psychiatric Hospital	0	0.00%
Unknown	0	0.00%
Other	0	0.00%
	422	100.00%

Detention Statistics above are reported separately by Child and by Case. One child may have multiple cases.

Does Not Apply: Refers to cases not eligible for detention due to the type of Referral or the decision not to detain.

**TENNESSEE COUNCIL OF JUVENILE AND FAMILY COURT JUDGES
2008 OVERTON COUNTY JUVENILE COURT STATISTICAL DATA**

Dispositional Procedures for CY 2008

Procedures used to Dispose or Adjust all Referrals

	Number	% of All Referrals
Formally Adjudicated	168	36.36%
Informally Adjusted	5	1.08%
Transfer to Adult Court Hearings and Charges Cleared	1	0.22%
Otherwise Handled	288	62.34%
	462	100.00%

Referrals Disposed by Formal Adjudicatory Proceedings

	Number	% of All Referrals
Dismissed	79	17.10%
Retired / Nolle Prosequi	4	0.87%
Complaint Substantiated Delinquent	41	8.87%
Complaint Substantiated Status Offender	39	8.44%
Complaint Substantiated Dependent/Neglect	5	1.08%
Complaint Substantiated Abused	0	0.00%
Complaint Substantiated Mentally Ill	0	0.00%
	168	36.36%

Referrals Disposed by Other Actions

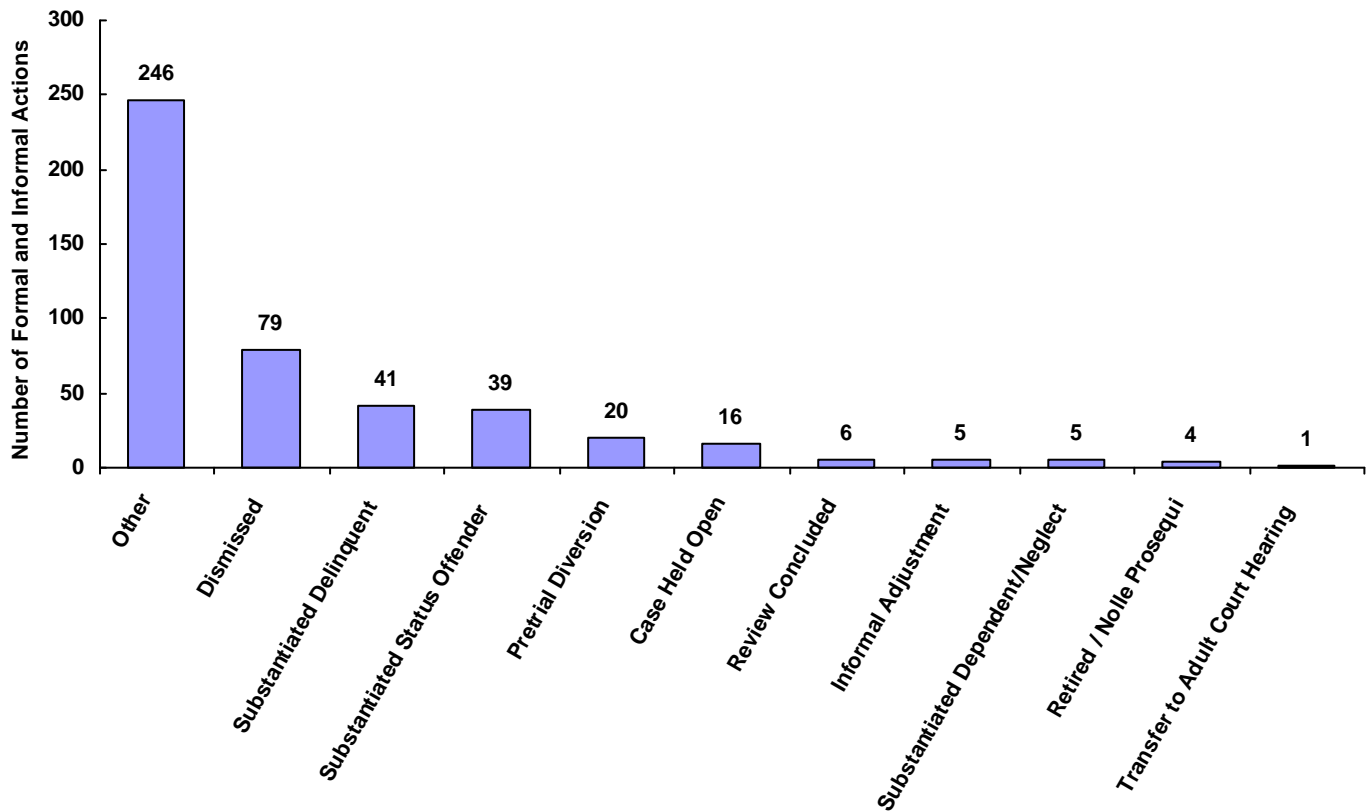
	Number	% of All Referrals
Informal Adjustment	5	1.08%
Transfer to Adult Court Hearing	1	0.22%
Charges Cleared by Transfer to Adult Court	0	0.00%
Pretrial Diversion	20	4.33%
Special Proceeding	0	0.00%
Review Concluded	6	1.30%
Case Held Open	16	3.46%
Other	246	53.25%
Unknown	0	0.00%
	294	63.64%

TENNESSEE COUNCIL OF JUVENILE AND FAMILY COURT JUDGES 2008 OVERTON COUNTY JUVENILE COURT STATISTICAL DATA

Formal and Informal Actions by Race and Sex for CY 2008

	White Male	African American Male	Other Race Male	White Female	African American Female	Other Race Female	Unknown Race or Sex	Total	% of Total Referrals
Dismissed	54	0	0	24	0	0	1	79	17.10%
Retired / Nolle Prosequi	1	0	0	3	0	0	0	4	0.87%
Substantiated Delinquent	31	0	0	10	0	0	0	41	8.87%
Substantiated Status Offender	25	0	1	12	1	0	0	39	8.44%
Substantiated Dependent/Neglect	3	0	0	2	0	0	0	5	1.08%
Substantiated Abused	0	0	0	0	0	0	0	0	0.00%
Substantiated Mentally Ill	0	0	0	0	0	0	0	0	0.00%
Informal Adjustment	5	0	0	0	0	0	0	5	1.08%
Pretrial Diversion	16	0	0	4	0	0	0	20	4.33%
Transfer to Adult Court Hearing	1	0	0	0	0	0	0	1	0.22%
Cleared by Transfer to Adult Court	0	0	0	0	0	0	0	0	0.00%
Special Proceeding	0	0	0	0	0	0	0	0	0.00%
Review Concluded	2	0	0	4	0	0	0	6	1.30%
Case Held Open	11	0	0	5	0	0	0	16	3.46%
Unknown	0	0	0	0	0	0	0	0	0.00%
Other	157	1	0	87	1	0	0	246	53.25%
Totals	306	1	1	151	2	0	1	462	

Total Formal and Informal Actions



**TENNESSEE COUNCIL OF JUVENILE AND FAMILY COURT JUDGES
2008 OVERTON COUNTY JUVENILE COURT STATISTICAL DATA**

Formal and Informal Actions by Type of Offense, Race and Sex for CY 2008

	White Male	African American Male	Other Race Male	White Female	African American Female	Other Race Female	Unknown Race or Sex	Total
<u>Delinquent</u>								
Other	82	1	0	22	0	0	0	105
Complaint Substantiated Delinquent	31	0	0	10	0	0	0	41
Dismissed	16	0	0	6	0	0	0	22
Pretrial Diversion	4	0	0	0	0	0	0	4
Case Held Open	2	0	0	1	0	0	0	3
Informal Adjustment	2	0	0	0	0	0	0	2
Complaint Substantiated Status Offender	1	0	0	0	0	0	0	1
Transfer to Adult Court Hearing	1	0	0	0	0	0	0	1
Retired / Nolle Prosequi	0	0	0	0	0	0	0	0
Complaint Substantiated Dependent/Neglect	0	0	0	0	0	0	0	0
Complaint Substantiated Abused	0	0	0	0	0	0	0	0
Complaint Substantiated Mentally Ill	0	0	0	0	0	0	0	0
Charges Cleared by Transfer to Adult Court	0	0	0	0	0	0	0	0
Special Proceeding	0	0	0	0	0	0	0	0
Review Concluded	0	0	0	0	0	0	0	0
Unknown	0	0	0	0	0	0	0	0
Totals	139	1	0	39	0	0	0	179

<u>Status</u>								
Other	30	0	0	26	1	0	0	57
Complaint Substantiated Status Offender	24	0	1	12	1	0	0	38
Dismissed	16	0	0	6	0	0	0	22
Pretrial Diversion	12	0	0	3	0	0	0	15
Case Held Open	4	0	0	1	0	0	0	5
Informal Adjustment	3	0	0	0	0	0	0	3
Retired / Nolle Prosequi	1	0	0	0	0	0	0	1
Complaint Substantiated Delinquent	0	0	0	0	0	0	0	0
Complaint Substantiated Dependent/Neglect	0	0	0	0	0	0	0	0
Complaint Substantiated Abused	0	0	0	0	0	0	0	0
Complaint Substantiated Mentally Ill	0	0	0	0	0	0	0	0
Transfer to Adult Court Hearing	0	0	0	0	0	0	0	0
Charges Cleared by Transfer to Adult Court	0	0	0	0	0	0	0	0
Special Proceeding	0	0	0	0	0	0	0	0
Review Concluded	0	0	0	0	0	0	0	0
Unknown	0	0	0	0	0	0	0	0
Totals	90	0	1	48	2	0	0	141

**TENNESSEE COUNCIL OF JUVENILE AND FAMILY COURT JUDGES
2008 OVERTON COUNTY JUVENILE COURT STATISTICAL DATA**

Formal and Informal Actions by Type of Offense, Race and Sex for CY 2008

	White Male	African American Male	Other Race Male	White Female	African American Female	Other Race Female	Unknown Race or Sex	Total
<u>Dependency and Neglect</u>								
Other	11	0	0	6	0	0	0	17
Complaint Substantiated Dependent/Neglect	3	0	0	2	0	0	0	5
Dismissed	0	0	0	1	0	0	0	1
Retired / Nolle Prosequi	0	0	0	1	0	0	0	1
Complaint Substantiated Delinquent	0	0	0	0	0	0	0	0
Complaint Substantiated Status Offender	0	0	0	0	0	0	0	0
Complaint Substantiated Abused	0	0	0	0	0	0	0	0
Complaint Substantiated Mentally Ill	0	0	0	0	0	0	0	0
Informal Adjustment	0	0	0	0	0	0	0	0
Pretrial Diversion	0	0	0	0	0	0	0	0
Transfer to Adult Court Hearing	0	0	0	0	0	0	0	0
Charges Cleared by Transfer to Adult Court	0	0	0	0	0	0	0	0
Special Proceeding	0	0	0	0	0	0	0	0
Review Concluded	0	0	0	0	0	0	0	0
Case Held Open	0	0	0	0	0	0	0	0
Unknown	0	0	0	0	0	0	0	0
Totals	14	0	0	10	0	0	0	24
<u>Other Violations</u>								
Dismissed	0	0	0	0	0	0	0	0
Retired / Nolle Prosequi	0	0	0	0	0	0	0	0
Complaint Substantiated Delinquent	0	0	0	0	0	0	0	0
Complaint Substantiated Status Offender	0	0	0	0	0	0	0	0
Complaint Substantiated Dependent/Neglect	0	0	0	0	0	0	0	0
Complaint Substantiated Abused	0	0	0	0	0	0	0	0
Complaint Substantiated Mentally Ill	0	0	0	0	0	0	0	0
Informal Adjustment	0	0	0	0	0	0	0	0
Pretrial Diversion	0	0	0	0	0	0	0	0
Transfer to Adult Court Hearing	0	0	0	0	0	0	0	0
Charges Cleared by Transfer to Adult Court	0	0	0	0	0	0	0	0
Special Proceeding	0	0	0	0	0	0	0	0
Review Concluded	0	0	0	0	0	0	0	0
Case Held Open	0	0	0	0	0	0	0	0
Unknown	0	0	0	0	0	0	0	0
Other	0	0	0	0	0	0	0	0
Totals	0	0	0	0	0	0	0	0

**TENNESSEE COUNCIL OF JUVENILE AND FAMILY COURT JUDGES
2008 OVERTON COUNTY JUVENILE COURT STATISTICAL DATA**

Formal and Informal Actions by Type of Offense, Race and Sex for CY 2008

	White Male	African American Male	Other Race Male	White Female	African American Female	Other Race Female	Unknown Race or Sex	Total
<u>Special Proceedings</u>								
Other	27	0	0	28	0	0	0	55
Dismissed	21	0	0	9	0	0	1	31
Case Held Open	4	0	0	3	0	0	0	7
Review Concluded	2	0	0	4	0	0	0	6
Retired / Nolle Prosequi	0	0	0	2	0	0	0	2
Complaint Substantiated Delinquent	0	0	0	0	0	0	0	0
Complaint Substantiated Status Offender	0	0	0	0	0	0	0	0
Complaint Substantiated Dependent/Neglect	0	0	0	0	0	0	0	0
Complaint Substantiated Abused	0	0	0	0	0	0	0	0
Complaint Substantiated Mentally Ill	0	0	0	0	0	0	0	0
Informal Adjustment	0	0	0	0	0	0	0	0
Pretrial Diversion	0	0	0	0	0	0	0	0
Transfer to Adult Court Hearing	0	0	0	0	0	0	0	0
Charges Cleared by Transfer to Adult Court	0	0	0	0	0	0	0	0
Special Proceeding	0	0	0	0	0	0	0	0
Unknown	0	0	0	0	0	0	0	0
Totals	54	0	0	46	0	0	1	101
<u>Other</u>								
Other	7	0	0	5	0	0	0	12
Dismissed	1	0	0	2	0	0	0	3
Pretrial Diversion	0	0	0	1	0	0	0	1
Case Held Open	1	0	0	0	0	0	0	1
Retired / Nolle Prosequi	0	0	0	0	0	0	0	0
Complaint Substantiated Delinquent	0	0	0	0	0	0	0	0
Complaint Substantiated Status Offender	0	0	0	0	0	0	0	0
Complaint Substantiated Dependent/Neglect	0	0	0	0	0	0	0	0
Complaint Substantiated Abused	0	0	0	0	0	0	0	0
Complaint Substantiated Mentally Ill	0	0	0	0	0	0	0	0
Informal Adjustment	0	0	0	0	0	0	0	0
Transfer to Adult Court Hearing	0	0	0	0	0	0	0	0
Charges Cleared by Transfer to Adult Court	0	0	0	0	0	0	0	0
Special Proceeding	0	0	0	0	0	0	0	0
Review Concluded	0	0	0	0	0	0	0	0
Unknown	0	0	0	0	0	0	0	0
Totals	9	0	0	8	0	0	0	17
All Action Totals	306	1	1	151	2	0	1	462

**TENNESSEE COUNCIL OF JUVENILE AND FAMILY COURT JUDGES
2008 OVERTON COUNTY JUVENILE COURT STATISTICAL DATA**

Formal and Informal Actions by Class of Referral, Race and Sex for CY 2008

	White Male	African American Male	Other Race Male	White Female	African American Female	Other Race Female	Unknown Race or Sex	Total
<u>Offenses Against Persons</u>								
Other	10	1	0	3	0	0	0	14
Dismissed	3	0	0	3	0	0	0	6
Complaint Substantiated Delinquent	2	0	0	0	0	0	0	2
Pretrial Diversion	2	0	0	0	0	0	0	2
Case Held Open	0	0	0	1	0	0	0	1
Retired / Nolle Prosequi	0	0	0	0	0	0	0	0
Complaint Substantiated Status Offender	0	0	0	0	0	0	0	0
Complaint Substantiated Dependent/Neglect	0	0	0	0	0	0	0	0
Complaint Substantiated Abused	0	0	0	0	0	0	0	0
Complaint Substantiated Mentally Ill	0	0	0	0	0	0	0	0
Informal Adjustment	0	0	0	0	0	0	0	0
Transfer to Adult Court Hearing	0	0	0	0	0	0	0	0
Charges Cleared by Transfer to Adult Court	0	0	0	0	0	0	0	0
Special Proceeding	0	0	0	0	0	0	0	0
Review Concluded	0	0	0	0	0	0	0	0
Unknown	0	0	0	0	0	0	0	0
Totals	17	1	0	7	0	0	0	25

<u>Offenses Against Property</u>								
Other	16	0	0	0	0	0	0	16
Complaint Substantiated Delinquent	8	0	0	0	0	0	0	8
Dismissed	6	0	0	0	0	0	0	6
Informal Adjustment	1	0	0	0	0	0	0	1
Pretrial Diversion	1	0	0	0	0	0	0	1
Retired / Nolle Prosequi	0	0	0	0	0	0	0	0
Complaint Substantiated Status Offender	0	0	0	0	0	0	0	0
Complaint Substantiated Dependent/Neglect	0	0	0	0	0	0	0	0
Complaint Substantiated Abused	0	0	0	0	0	0	0	0
Complaint Substantiated Mentally Ill	0	0	0	0	0	0	0	0
Transfer to Adult Court Hearing	0	0	0	0	0	0	0	0
Charges Cleared by Transfer to Adult Court	0	0	0	0	0	0	0	0
Special Proceeding	0	0	0	0	0	0	0	0
Review Concluded	0	0	0	0	0	0	0	0
Case Held Open	0	0	0	0	0	0	0	0
Unknown	0	0	0	0	0	0	0	0
Totals	32	0	0	0	0	0	0	32

**TENNESSEE COUNCIL OF JUVENILE AND FAMILY COURT JUDGES
2008 OVERTON COUNTY JUVENILE COURT STATISTICAL DATA**

Formal and Informal Actions by Class of Referral, Race and Sex for CY 2008

	White Male	African American Male	Other Race Male	White Female	African American Female	Other Race Female	Unknown Race or Sex	Total
<u>Illegal Conduct</u>								
Other	56	0	0	19	0	0	0	75
Complaint Substantiated Delinquent	21	0	0	10	0	0	0	31
Dismissed	7	0	0	3	0	0	0	10
Case Held Open	2	0	0	0	0	0	0	2
Complaint Substantiated Status Offender	1	0	0	0	0	0	0	1
Informal Adjustment	1	0	0	0	0	0	0	1
Pretrial Diversion	1	0	0	0	0	0	0	1
Transfer to Adult Court Hearing	1	0	0	0	0	0	0	1
Retired / Nolle Prosequi	0	0	0	0	0	0	0	0
Complaint Substantiated Dependent/Neglect	0	0	0	0	0	0	0	0
Complaint Substantiated Abused	0	0	0	0	0	0	0	0
Complaint Substantiated Mentally Ill	0	0	0	0	0	0	0	0
Charges Cleared by Transfer to Adult Court	0	0	0	0	0	0	0	0
Special Proceeding	0	0	0	0	0	0	0	0
Review Concluded	0	0	0	0	0	0	0	0
Unknown	0	0	0	0	0	0	0	0
Totals	90	0	0	32	0	0	0	122

Status Offenses

Other	30	0	0	26	1	0	0	57
Complaint Substantiated Status Offender	24	0	1	12	1	0	0	38
Dismissed	16	0	0	6	0	0	0	22
Pretrial Diversion	12	0	0	3	0	0	0	15
Case Held Open	4	0	0	1	0	0	0	5
Informal Adjustment	3	0	0	0	0	0	0	3
Retired / Nolle Prosequi	1	0	0	0	0	0	0	1
Complaint Substantiated Delinquent	0	0	0	0	0	0	0	0
Complaint Substantiated Dependent/Neglect	0	0	0	0	0	0	0	0
Complaint Substantiated Abused	0	0	0	0	0	0	0	0
Complaint Substantiated Mentally Ill	0	0	0	0	0	0	0	0
Transfer to Adult Court Hearing	0	0	0	0	0	0	0	0
Charges Cleared by Transfer to Adult Court	0	0	0	0	0	0	0	0
Special Proceeding	0	0	0	0	0	0	0	0
Review Concluded	0	0	0	0	0	0	0	0
Unknown	0	0	0	0	0	0	0	0
Totals	90	0	1	48	2	0	0	141

**TENNESSEE COUNCIL OF JUVENILE AND FAMILY COURT JUDGES
2008 OVERTON COUNTY JUVENILE COURT STATISTICAL DATA**

Formal and Informal Actions by Class of Referral, Race and Sex for CY 2008

	White Male	African American Male	Other Race Male	White Female	African American Female	Other Race Female	Unknown Race or Sex	Total
<u>Dependency/Neglect</u>								
Other	11	0	0	6	0	0	0	17
Complaint Substantiated Dependent/Neglect	3	0	0	2	0	0	0	5
Dismissed	0	0	0	1	0	0	0	1
Retired / Nolle Prosequi	0	0	0	1	0	0	0	1
Complaint Substantiated Delinquent	0	0	0	0	0	0	0	0
Complaint Substantiated Status Offender	0	0	0	0	0	0	0	0
Complaint Substantiated Abused	0	0	0	0	0	0	0	0
Complaint Substantiated Mentally Ill	0	0	0	0	0	0	0	0
Informal Adjustment	0	0	0	0	0	0	0	0
Pretrial Diversion	0	0	0	0	0	0	0	0
Transfer to Adult Court Hearing	0	0	0	0	0	0	0	0
Charges Cleared by Transfer to Adult Court	0	0	0	0	0	0	0	0
Special Proceeding	0	0	0	0	0	0	0	0
Review Concluded	0	0	0	0	0	0	0	0
Case Held Open	0	0	0	0	0	0	0	0
Unknown	0	0	0	0	0	0	0	0
Totals	14	0	0	10	0	0	0	24

Other Violation Proceedings

Dismissed	0	0	0	0	0	0	0	0
Retired / Nolle Prosequi	0	0	0	0	0	0	0	0
Complaint Substantiated Delinquent	0	0	0	0	0	0	0	0
Complaint Substantiated Status Offender	0	0	0	0	0	0	0	0
Complaint Substantiated Dependent/Neglect	0	0	0	0	0	0	0	0
Complaint Substantiated Abused	0	0	0	0	0	0	0	0
Complaint Substantiated Mentally Ill	0	0	0	0	0	0	0	0
Informal Adjustment	0	0	0	0	0	0	0	0
Pretrial Diversion	0	0	0	0	0	0	0	0
Transfer to Adult Court Hearing	0	0	0	0	0	0	0	0
Charges Cleared by Transfer to Adult Court	0	0	0	0	0	0	0	0
Special Proceeding	0	0	0	0	0	0	0	0
Review Concluded	0	0	0	0	0	0	0	0
Case Held Open	0	0	0	0	0	0	0	0
Unknown	0	0	0	0	0	0	0	0
Other	0	0	0	0	0	0	0	0
Totals	0	0	0	0	0	0	0	0

**TENNESSEE COUNCIL OF JUVENILE AND FAMILY COURT JUDGES
2008 OVERTON COUNTY JUVENILE COURT STATISTICAL DATA**

Formal and Informal Actions by Class of Referral, Race and Sex for CY 2008

	White Male	African American Male	Other Race Male	White Female	African American Female	Other Race Female	Unknown Race or Sex	Total
<u>Parentage</u>								
Other	15	0	0	21	0	0	0	36
Dismissed	10	0	0	3	0	0	0	13
Retired / Nolle Prosequi	0	0	0	1	0	0	0	1
Case Held Open	0	0	0	1	0	0	0	1
Complaint Substantiated Delinquent	0	0	0	0	0	0	0	0
Complaint Substantiated Status Offender	0	0	0	0	0	0	0	0
Complaint Substantiated Dependent/Neglect	0	0	0	0	0	0	0	0
Complaint Substantiated Abused	0	0	0	0	0	0	0	0
Complaint Substantiated Mentally Ill	0	0	0	0	0	0	0	0
Informal Adjustment	0	0	0	0	0	0	0	0
Pretrial Diversion	0	0	0	0	0	0	0	0
Transfer to Adult Court Hearing	0	0	0	0	0	0	0	0
Charges Cleared by Transfer to Adult Court	0	0	0	0	0	0	0	0
Special Proceeding	0	0	0	0	0	0	0	0
Review Concluded	0	0	0	0	0	0	0	0
Unknown	0	0	0	0	0	0	0	0
Totals	25	0	0	26	0	0	0	51

Special Proceedings

Other	12	0	0	7	0	0	0	19
Dismissed	11	0	0	6	0	0	1	18
Review Concluded	2	0	0	4	0	0	0	6
Case Held Open	4	0	0	2	0	0	0	6
Retired / Nolle Prosequi	0	0	0	1	0	0	0	1
Complaint Substantiated Delinquent	0	0	0	0	0	0	0	0
Complaint Substantiated Status Offender	0	0	0	0	0	0	0	0
Complaint Substantiated Dependent/Neglect	0	0	0	0	0	0	0	0
Complaint Substantiated Abused	0	0	0	0	0	0	0	0
Complaint Substantiated Mentally Ill	0	0	0	0	0	0	0	0
Informal Adjustment	0	0	0	0	0	0	0	0
Pretrial Diversion	0	0	0	0	0	0	0	0
Transfer to Adult Court Hearing	0	0	0	0	0	0	0	0
Charges Cleared by Transfer to Adult Court	0	0	0	0	0	0	0	0
Special Proceeding	0	0	0	0	0	0	0	0
Unknown	0	0	0	0	0	0	0	0
Totals	29	0	0	20	0	0	1	50

**TENNESSEE COUNCIL OF JUVENILE AND FAMILY COURT JUDGES
2008 OVERTON COUNTY JUVENILE COURT STATISTICAL DATA**

Formal and Informal Actions by Class of Referral, Race and Sex for CY 2008

	White Male	African American Male	Other Race Male	White Female	African American Female	Other Race Female	Unknown Race or Sex	Total
<u>Other</u>								
Other	7	0	0	5	0	0	0	12
Dismissed	1	0	0	2	0	0	0	3
Pretrial Diversion	0	0	0	1	0	0	0	1
Case Held Open	1	0	0	0	0	0	0	1
Retired / Nolle Prosequi	0	0	0	0	0	0	0	0
Complaint Substantiated Delinquent	0	0	0	0	0	0	0	0
Complaint Substantiated Status Offender	0	0	0	0	0	0	0	0
Complaint Substantiated Dependent/Neglect	0	0	0	0	0	0	0	0
Complaint Substantiated Abused	0	0	0	0	0	0	0	0
Complaint Substantiated Mentally Ill	0	0	0	0	0	0	0	0
Informal Adjustment	0	0	0	0	0	0	0	0
Transfer to Adult Court Hearing	0	0	0	0	0	0	0	0
Charges Cleared by Transfer to Adult Court	0	0	0	0	0	0	0	0
Special Proceeding	0	0	0	0	0	0	0	0
Review Concluded	0	0	0	0	0	0	0	0
Unknown	0	0	0	0	0	0	0	0
Totals	9	0	0	8	0	0	0	17
All Action Totals	306	1	1	151	2	0	1	462

**TENNESSEE COUNCIL OF JUVENILE AND FAMILY COURT JUDGES
2008 OVERTON COUNTY JUVENILE COURT STATISTICAL DATA**

Children Transferred to Adult Court by Age at Disposition Date, Race and Sex for CY 2008

Total Children = 272

	White Male	African American Male	Other Race Male	White Female	African American Female	Other Race Female	Unknown Race or Sex	Total	% of All Children Referred
Age Under 1	0	0	0	0	0	0	0	0	0.00%
Age 1	0	0	0	0	0	0	0	0	0.00%
Age 2	0	0	0	0	0	0	0	0	0.00%
Age 3	0	0	0	0	0	0	0	0	0.00%
Age 4	0	0	0	0	0	0	0	0	0.00%
Age 5	0	0	0	0	0	0	0	0	0.00%
Age 6	0	0	0	0	0	0	0	0	0.00%
Age 7	0	0	0	0	0	0	0	0	0.00%
Age 8	0	0	0	0	0	0	0	0	0.00%
Age 9	0	0	0	0	0	0	0	0	0.00%
Age 10	0	0	0	0	0	0	0	0	0.00%
Age 11	0	0	0	0	0	0	0	0	0.00%
Age 12	0	0	0	0	0	0	0	0	0.00%
Age 13	0	0	0	0	0	0	0	0	0.00%
Age 14	0	0	0	0	0	0	0	0	0.00%
Age 15	0	0	0	0	0	0	0	0	0.00%
Age 16	0	0	0	0	0	0	0	0	0.00%
Age 17	0	0	0	0	0	0	0	0	0.00%
Age 18	0	0	0	0	0	0	0	0	0.00%
Age 19 and Over	0	0	0	0	0	0	0	0	0.00%
Totals	0	0	0	0	0	0	0	0	

Total Children Transferred to Adult Court

**TENNESSEE COUNCIL OF JUVENILE AND FAMILY COURT JUDGES
2008 OVERTON COUNTY JUVENILE COURT STATISTICAL DATA**

Outcomes by Type Of Disposition, Race and Sex for CY 2008

	White Male	African American Male	Other Race Male	White Female	African American Female	Other Race Female	Unknown Race or Sex	Total
<u>General Action Codes</u>								
Case Dismissed	57	0	0	27	0	0	0	84
Public Service	33	0	0	9	0	0	0	42
Fine	29	0	1	10	1	0	0	41
Referred to Defensive Driving School	21	0	0	13	0	0	0	34
Held Open For Review	14	0	0	9	0	0	0	23
Referral to Another Entity for Superv/Servc	2	0	0	7	0	0	0	9
Restitution	7	0	0	1	0	0	0	8
Referred for Alcohol and Drug Counseling	7	0	0	0	0	0	0	7
Case Retired or Nolle Prosequi	1	0	0	4	0	0	0	5
Warned / Counseled	2	0	0	1	0	0	0	3
No Contact Order	0	0	0	2	0	0	0	2
Supervision / Probation to Juvenile Court	1	0	0	0	0	0	0	1
Referral to Juvenile Court Educ-Based Pgm	1	0	0	0	0	0	0	1
Driver's License Held Informally	1	0	0	0	0	0	0	1
Runaway Returned	0	0	0	1	0	0	0	1
House Arrest	1	0	0	0	0	0	0	1
Probation to Parents	0	0	0	0	0	0	0	0
Referred for Mental Health Counseling	0	0	0	0	0	0	0	0
Referred to Alternative School	0	0	0	0	0	0	0	0
Referred to Private Child Agency	0	0	0	0	0	0	0	0
Referred to Alcohol Safety School	0	0	0	0	0	0	0	0
Voluntary Placement with DMHMR	0	0	0	0	0	0	0	0
Private Mental Health Placement	0	0	0	0	0	0	0	0
Private MR Placement	0	0	0	0	0	0	0	0
Placement with City/Cnty Agcy/Facility	0	0	0	0	0	0	0	0
Placement with Relative / Other Individual	0	0	0	0	0	0	0	0
Injunction Other than No Contact Order	0	0	0	0	0	0	0	0
Court Defined Curfew	0	0	0	0	0	0	0	0
Dismissed from Informal Adjustment	0	0	0	0	0	0	0	0
Dismissed from Pretrial Diversion	0	0	0	0	0	0	0	0
Released from Probation	0	0	0	0	0	0	0	0
Totals	177	0	1	84	1	0	0	263

**TENNESSEE COUNCIL OF JUVENILE AND FAMILY COURT JUDGES
2008 OVERTON COUNTY JUVENILE COURT STATISTICAL DATA**

Outcomes by Type Of Disposition, Race and Sex for CY 2008

	White Male	African American Male	Other Race Male	White Female	African American Female	Other Race Female	Unknown Race or Sex	Total
<u>Formal Action Codes</u>								
Other Intensive Probation	2	0	0	2	0	0	0	4
DCS Intensive Probation	1	0	0	2	0	0	0	3
DCS Probation	3	0	0	0	0	0	0	3
Supervision by DCS	2	0	0	1	0	0	0	3
Transfer to Another Juvenile Court for Dispo	2	0	0	0	0	0	0	2
DCS Commitment - Custody	0	0	0	1	0	0	0	1
Placed Under a Valid Court Order	0	0	0	1	0	0	0	1
Parental Rights Terminated	1	0	0	0	0	0	0	1
Parental Rights Not Terminated	1	0	0	0	0	0	0	1
Transferred to Adult Court	0	0	0	0	0	0	0	0
DMHMR Involuntary Commitment	0	0	0	0	0	0	0	0
DCS Commitment - Determinate	0	0	0	0	0	0	0	0
DCS Commitment - Suspended	0	0	0	0	0	0	0	0
Totals	12	0	0	7	0	0	0	19

Special Proceedings

Court Costs	60	0	0	33	0	0	1	94
Child Support Granted	7	0	0	16	0	0	0	23
Custody Changed	5	0	0	5	0	0	0	10
Voluntary Acknowledgement of Paternity	1	0	0	2	0	0	0	3
Paternity Determined / Child Legitimated	0	0	0	3	0	0	0	3
Custody Unchanged	1	0	0	0	0	0	0	1
Order of Reference to DCS	0	0	0	0	0	0	0	0
Foster Care Terminated	0	0	0	0	0	0	0	0
Foster Care Continued	0	0	0	0	0	0	0	0
Visitation Changed	0	0	0	0	0	0	0	0
Visitation Unchanged	0	0	0	0	0	0	0	0
Paternity Not Determ/Child Not Legitimated	0	0	0	0	0	0	0	0
Child Support Amended	0	0	0	0	0	0	0	0
Child Support Denied	0	0	0	0	0	0	0	0
Child Support Terminated	0	0	0	0	0	0	0	0
Request for Medical Treatment Granted	0	0	0	0	0	0	0	0
Request for Medical Treatment Denied	0	0	0	0	0	0	0	0
Consent to Marry Granted	0	0	0	0	0	0	0	0
Consent to Marry Denied	0	0	0	0	0	0	0	0
Totals	74	0	0	59	0	0	1	134


Other Outcome Codes

Other	96	1	0	47	1	0	0	145
Totals	96	1	0	47	1	0	0	145

All Outcome Totals	359	1	1	197	2	0	1	561
---------------------------	------------	----------	----------	------------	----------	----------	----------	------------

TENNESSEE COUNCIL OF JUVENILE AND FAMILY COURT JUDGES
2008 OVERTON COUNTY JUVENILE COURT STATISTICAL DATA

Breakdown of Referrals by Court Personnel Executing the Action in CY 2008



	Referrals	% of Referrals
Judge	462	100.00%
Referee	0	0.00%
YSO	0	0.00%
Other	0	0.00%
Total	462	100.00%