

2008

State of Tennessee

Annual Juvenile Court Statistical Report

Perry County Breakdown

TABLE OF CONTENTS

Report Numbers Listed Below are shown at the Bottom of each Report, followed by the Report Page Number

| | Report Number |
|---|------------------|
| Juvenile Court Referral Process | |
| Chart – The Juvenile Court Referral Process | 1 |
| Chart – Delinquent, Dependent/Neglect/Abuse, and Status/Unruly Referrals | 2 |
| Chart – Referrals by Type of Offense | 3 |
| Chart – Referrals for Status/Unruly Offenses | 4 |
| Children and Referral Counts by Race and Sex | |
| Table – Children with Delinquent Referrals by Race and Sex | 5 |
| Table – Children with Status/Unruly Referrals by Race and Sex | 5 |
| Table – Children with Dependency/Neglect/Abuse Allegations by Race and Sex | 5 |
| Table – Referrals Delinquent Referrals by Race and Sex | 6 |
| Table – Referrals Status/Unruly Referrals by Race and Sex | 6 |
| Table – Referrals Dependency/Neglect/Abuse Allegations by Race and Sex | 6 |
| Table/Chart – Referrals by Age Group, Race and Sex | 7 |
| Table/Chart – Children Referred by Age, Race and Sex | 8 |
| Table/Chart – Children Referred by Race and Sex | 9 |
| Table/Chart – Children of Hispanic Origin by Race and Sex | 10 |
| Table – Referrals by Type of Offense, Age Group, Race and Sex | 11 |
| Living Arrangement of the Child at Time of Referral | |
| Table/Chart – Living Arrangement at Time of Referral by Race and Sex | 12 |
| School Status of Individual Children at Time of Referral to Juvenile Court | |
| Table – Last Grade Completed by Children by Race and Sex | 13 |
| Table – Children Enrolled in School | 13 |
| Table – Children Enrolled in Special Education | 13 |
| Referral Information by Race, Sex and Class of Referral/Offense | |
| Table/Chart – Class of Referrals by Race and Sex | 14 |
| Table - Referrals by Class and Type of Offense by Race and Sex | 15 |
| Referral Reasons by Type, Race and Sex | |
| Table – Referral Reasons by Type of Offense, Race and Sex | 16 |
| Table – Top 4 Referral Reasons by Sex and Race | 17 |
| Table – Top 4 Referral Reasons by Sex, Race and Type of Offense | 18 |
| Source of Referrals to the Juvenile Court | |
| Table – Source of Referrals by Race and Sex | 19 |
| Table – Six Most Frequent Referral Reasons by Source, Race and Sex | 20 |
| Table – Source of Referrals by Type of Offense, Race and Sex | 21 |
| Children Referred with Weapons Charges | |
| Table/Chart – Children Referred for Unlawful Carrying/Possession of a Weapon by Age, Race and Sex | 22 |
| Table/Chart – Children Referred for Carrying Weapons on School Property | 23 |
| Intake Actions at Referral | |
| Table/Chart – Intake Actions at Referral by Race and Sex | 24 |
| Table/Chart – Intake Actions of Referrals by Class of Offense, Race and Sex | 25 |

TABLE OF CONTENTS


Report Numbers Listed Below are shown at the Bottom of each Report, followed by the Report Page Number

| | Report Number |
|--|------------------|
| Detention Statistics at Referral | |
| Table – Detention Statistics at Referral by Individual Child by Race and Sex | 26 |
| Table – Detention Statistics at Referral by Individual Case | 26 |
| Table – Placement After Secure Detention Hearing by Individual Child by Race and Sex | 27 |
| Table – Placement After Secure Detention Hearing by Individual Case | 27 |
| Dispositional Procedures | |
| Table – Procedures used to Dispose or Adjust All Referrals | 28 |
| Table – Referrals Disposed by Formal Adjudicatory Proceedings | 28 |
| Table – Referrals Disposed by Other Actions | 28 |
| Formal and Informal Actions | |
| Table/Chart – Formal and Informal Actions by Race and Sex | 29 |
| Table – Formal and Informal Actions by Type of Offense, Race and Sex | 30 |
| Table – Formal and Informal Actions by Class of Referral, Race and Sex | 31 |
| Children Transferred to Adult Court | |
| Table/Chart – Children Transferred to Adult Court by Age, Race and Sex | 32 |
| Outcomes by Type of Disposition | |
| Table – Outcomes by Type of Disposition, Race and Sex | 33 |
| Juvenile Court Referrals Disposed County-Wide Based on Number of Referrals | |
| Table/Chart – Breakdown of Referrals by Court Personnel Executing the Action | 34 |

**TENNESSEE COUNCIL OF JUVENILE AND FAMILY COURT JUDGES
2008 PERRY COUNTY JUVENILE COURT STATISTICAL DATA**


The Juvenile Court Referral Process for CY 2008

| | | | | | | |
|-------------------------|---------------------|-------------------------------------|------------------------------|---------------------------------|------------------------|--------------------|
| Delinquent 60 | Status 14 | Dependency and Neglect 13 | Other Violations 0 | Special Proceedings 7 | Parentage 12 | Other 15 |
|-------------------------|---------------------|-------------------------------------|------------------------------|---------------------------------|------------------------|--------------------|



Parents, Victims, School, Relatives, State Dept, etc.
62

Law Enforcement
59



Court Actions
121

Formal Adjudications
29

Transfer to Adult Court Hearing
0

Charges Cleared By Transfer to Adult Court
0

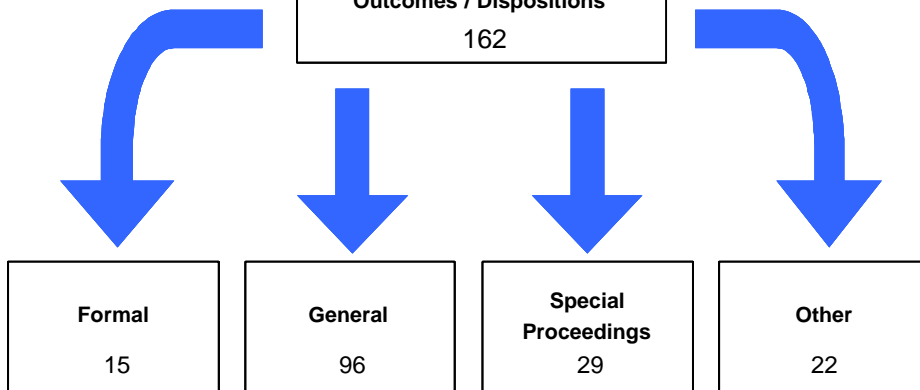
Special Proceeding
20

Review Concluded
22

Case Held Open
30

Other
14

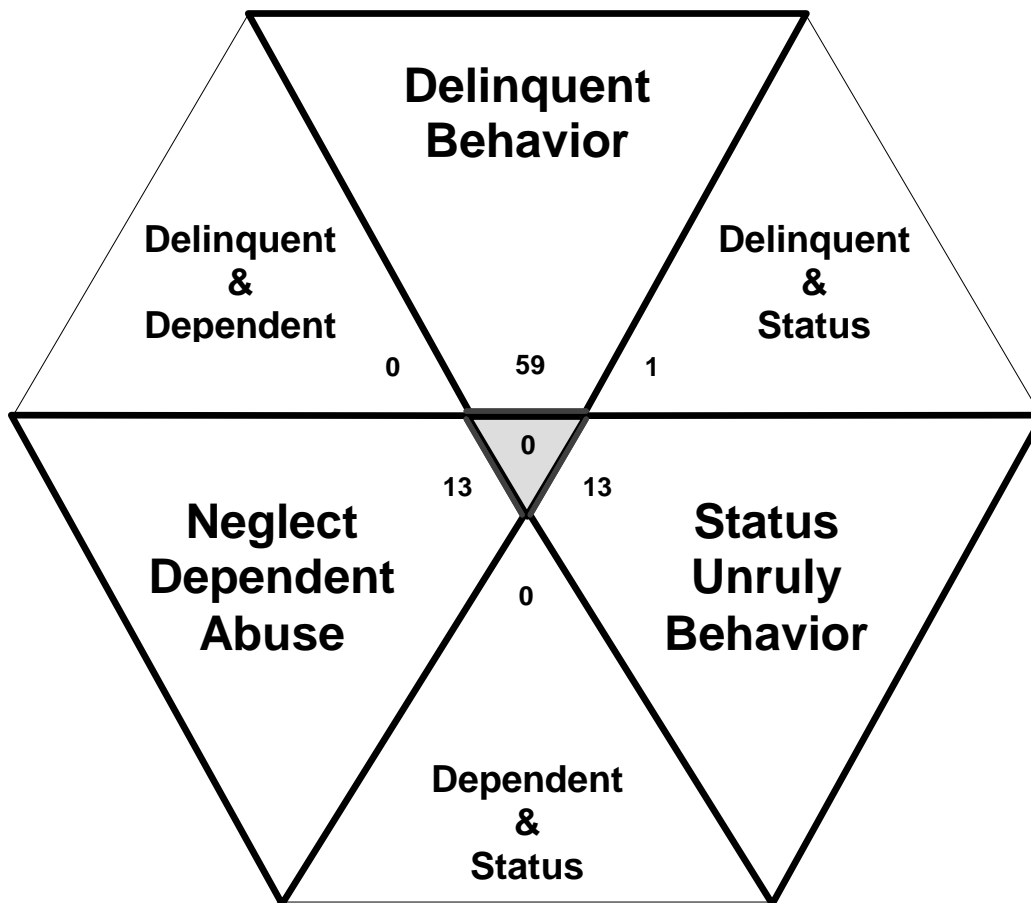
Juvenile Court System Outcomes / Dispositions
162



**TENNESSEE COUNCIL OF JUVENILE AND FAMILY COURT JUDGES
2008 PERRY COUNTY JUVENILE COURT STATISTICAL DATA**

Delinquent, Dependent/Neglect/Abuse, and Status/Unruly Referrals for CY 2008

Total = 86



The remaining referrals are for:
Custody, Visitation, Paternity/Legitimation, Child Support,
Special Procedures and Other Referrals

Each child may be counted
in more than one category

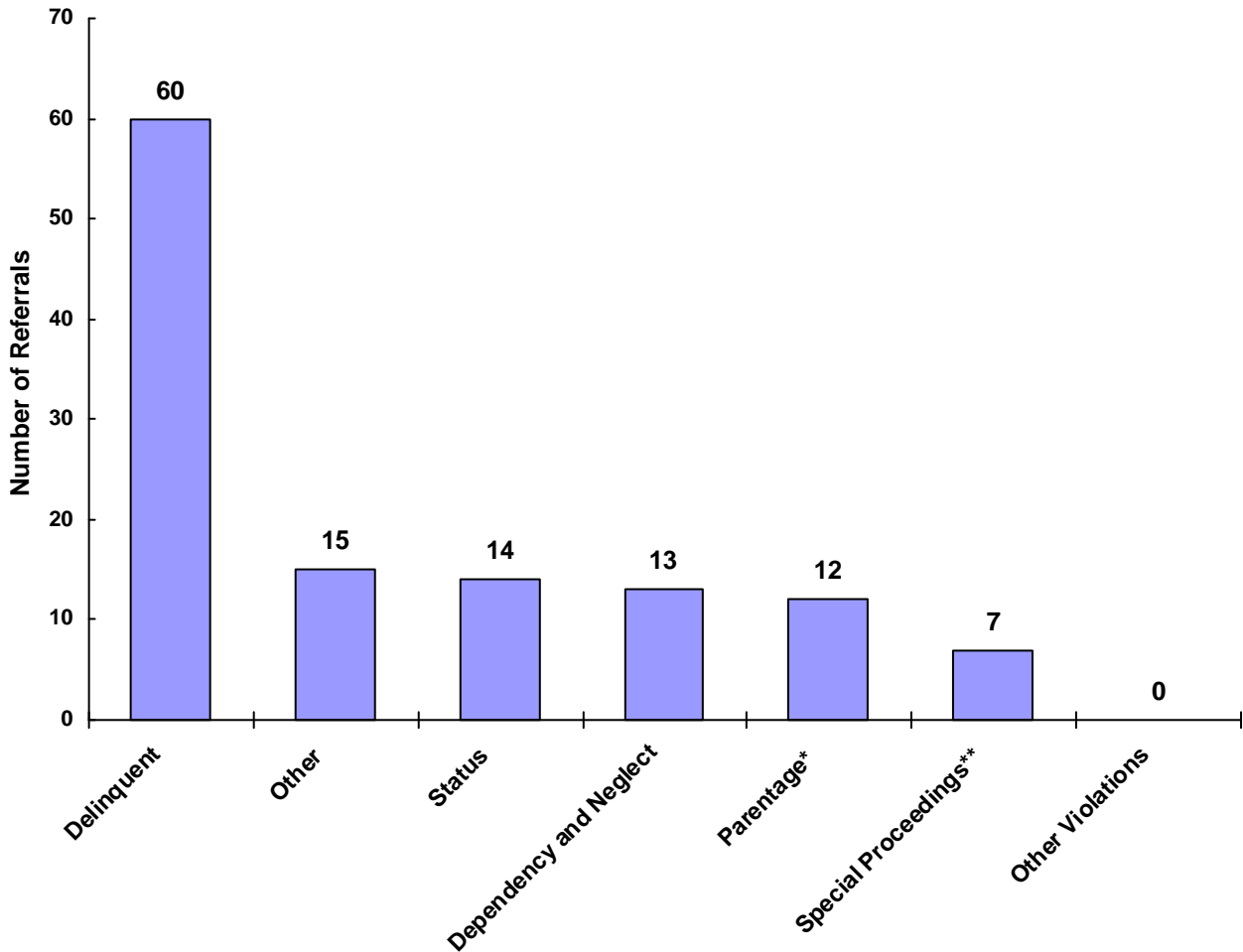
Total number of individual children for ALL referrals
disposed by juvenile courts during CY 2008 equals 105

Children can have referrals in multiple categories. The drawing above shows that in the year 2008 there were 59 referrals to Perry County Juvenile Court for children with only delinquent offenses, 13 for those with only status/unruly behavior, and 13 for children with neglect, dependent or abuse referrals during the calendar year. There were 1 referrals for children that had a delinquent AND a status/unruly referral. There were 0 referrals for children with both delinquent behavior AND a neglect, dependent or abuse allegation. There were 0 referrals for children that had both a status/unruly referral AND a neglect, dependent or abuse allegation. Also, there were 0 referrals for children that had a delinquent referral, a status/unruly referral AND a neglect, dependent or abuse allegation.

**TENNESSEE COUNCIL OF JUVENILE AND FAMILY COURT JUDGES
2008 PERRY COUNTY JUVENILE COURT STATISTICAL DATA**

Referrals by Type of Offense in CY 2008

Total Referrals = 121



* Parentage includes: Custody, Visitation, Paternity/Legitimation and Child Support

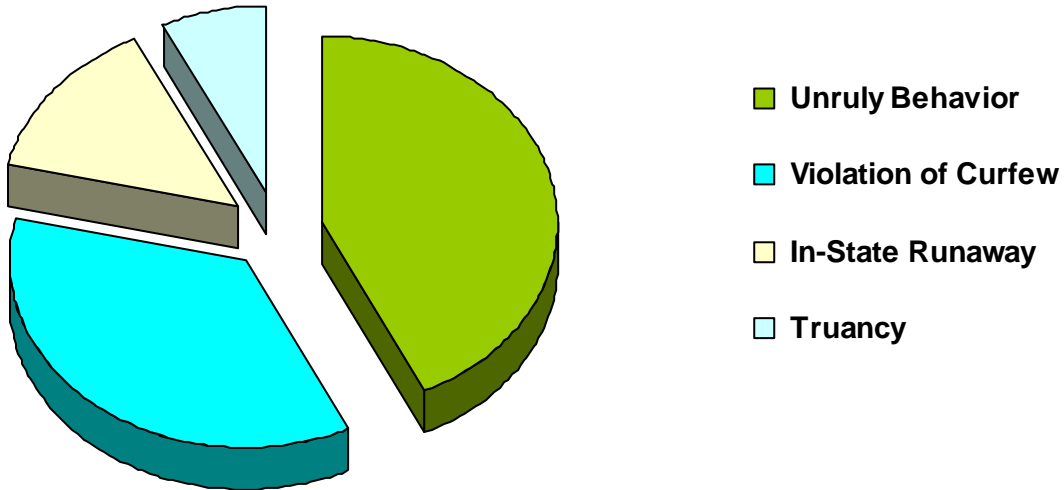
**Special Proceedings include: Judicial Review, Administrative Review, Foster Care Review, Request for Medical Treatment and Consent to Marry

Information from the Juvenile Court represents a total of 105 children and 114 cases that were reported to the TCJFCJ.

A Status offense is an offense committed by a child that if committed by an adult, would not be considered an offense or unlawful act. An example of this is smoking when not legally an adult.

**TENNESSEE COUNCIL OF JUVENILE AND FAMILY COURT JUDGES
2008 PERRY COUNTY JUVENILE COURT STATISTICAL DATA**

**Referrals for Status/Unruly Offenses in CY 2008
Total Status/Unruly Referrals = 14**



| Referral Reason | Count | Percent |
|----------------------------------|--------------|----------------|
| Unruly Behavior | 6 | 42.86% |
| Violation of Curfew | 5 | 35.71% |
| In-State Runaway | 2 | 14.29% |
| Truancy | 1 | 7.14% |
| Violation of a Valid Court Order | 0 | 0.00% |
| Possession of Tobacco Products | 0 | 0.00% |
| Out-of-State Runaway | 0 | 0.00% |
| Total | 14 | |

**TENNESSEE COUNCIL OF JUVENILE AND FAMILY COURT JUDGES
2008 PERRY COUNTY JUVENILE COURT STATISTICAL DATA**

Children* with Delinquent Referrals by Race and Sex for CY 2008

| | White | African American | Native American | Asian | Mixed Race | Unknown Race | Total |
|---------------|-----------|------------------|-----------------|----------|------------|--------------|-----------|
| Male | 37 | 6 | 0 | 0 | 1 | 0 | 44 |
| Female | 6 | 1 | 0 | 0 | 0 | 0 | 7 |
| Unknown Sex | 0 | 0 | 0 | 0 | 0 | 0 | |
| Totals | 43 | 7 | 0 | 0 | 1 | 0 | 51 |

Children* with Status/Unruly Referrals by Race and Sex for CY 2008

| | White | African American | Native American | Asian | Mixed Race | Unknown Race | Total |
|---------------|-----------|------------------|-----------------|----------|------------|--------------|-----------|
| Male | 11 | 1 | 0 | 0 | 0 | 0 | 12 |
| Female | 1 | 0 | 0 | 0 | 0 | 0 | 1 |
| Unknown Sex | 0 | 0 | 0 | 0 | 0 | 0 | |
| Totals | 12 | 1 | 0 | 0 | 0 | 0 | 13 |

Children* with Dependency/Neglect/Abuse Allegations by Race and Sex for CY 2008

| | White | African American | Native American | Asian | Mixed Race | Unknown Race | Total |
|---------------|----------|------------------|-----------------|----------|------------|--------------|-----------|
| Male | 7 | 1 | 0 | 0 | 0 | 2 | 10 |
| Female | 1 | 0 | 0 | 0 | 0 | 2 | 3 |
| Unknown Sex | 0 | 0 | 0 | 0 | 0 | 0 | |
| Totals | 8 | 1 | 0 | 0 | 0 | 4 | 13 |

* A child may be counted in more than one category

**TENNESSEE COUNCIL OF JUVENILE AND FAMILY COURT JUDGES
2008 PERRY COUNTY JUVENILE COURT STATISTICAL DATA**

Delinquent Referrals by Race and Sex for CY 2008

| | White | African American | Native American | Asian | Mixed Race | Unknown Race | Total |
|--------------------|-----------|------------------|-----------------|----------|------------|--------------|-----------|
| Male | 43 | 7 | 0 | 0 | 2 | 0 | 52 |
| Female | 7 | 1 | 0 | 0 | 0 | 0 | 8 |
| Unknown Sex | 0 | 0 | 0 | 0 | 0 | 0 | 0 |
| Totals | 50 | 8 | 0 | 0 | 2 | 0 | 60 |

Status/Unruly Referrals by Race and Sex for CY 2008

| | White | African American | Native American | Asian | Mixed Race | Unknown Race | Total |
|--------------------|-----------|------------------|-----------------|----------|------------|--------------|-----------|
| Male | 12 | 1 | 0 | 0 | 0 | 0 | 13 |
| Female | 1 | 0 | 0 | 0 | 0 | 0 | 1 |
| Unknown Sex | 0 | 0 | 0 | 0 | 0 | 0 | 0 |
| Totals | 13 | 1 | 0 | 0 | 0 | 0 | 14 |

Dependency/Neglect/Abuse Allegations by Race and Sex for CY 2008

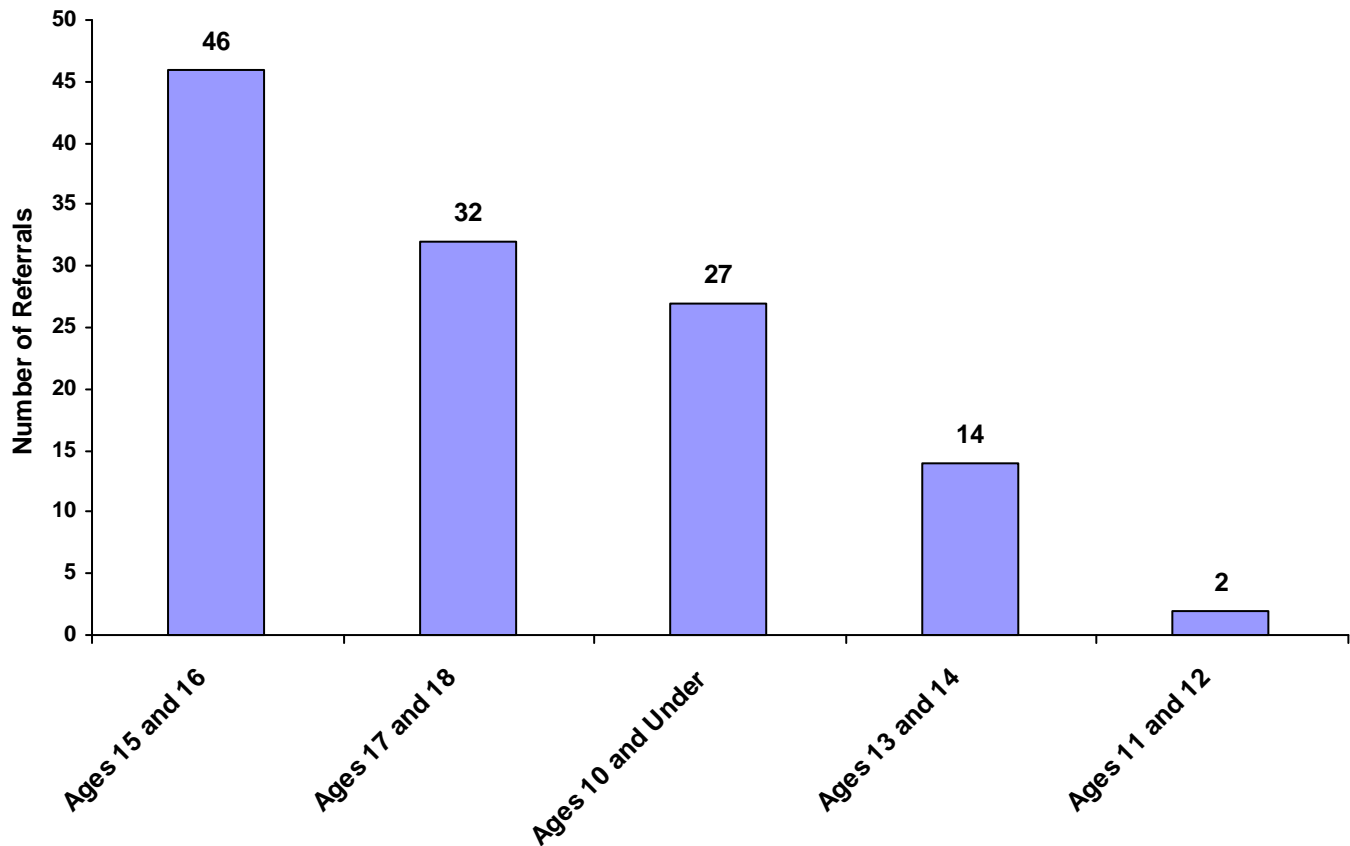
| | White | African American | Native American | Asian | Mixed Race | Unknown Race | Total |
|--------------------|----------|------------------|-----------------|----------|------------|--------------|-----------|
| Male | 7 | 1 | 0 | 0 | 0 | 2 | 10 |
| Female | 1 | 0 | 0 | 0 | 0 | 2 | 3 |
| Unknown Sex | 0 | 0 | 0 | 0 | 0 | 0 | 0 |
| Totals | 8 | 1 | 0 | 0 | 0 | 4 | 13 |

**TENNESSEE COUNCIL OF JUVENILE AND FAMILY COURT JUDGES
2008 PERRY COUNTY JUVENILE COURT STATISTICAL DATA**

Referrals by Age Group, Race and Sex for CY 2008

| | White Male | African American Male | Other Race Male | White Female | African American Female | Other Race Female | Unknown Race or Sex | Total | % of Total Referrals |
|-----------------------------|------------|-----------------------|-----------------|--------------|-------------------------|-------------------|---------------------|------------|----------------------|
| Birth through Age 10 | 12 | 0 | 0 | 7 | 0 | 0 | 8 | 27 | 22.31% |
| Ages 11 and 12 | 2 | 0 | 0 | 0 | 0 | 0 | 0 | 2 | 1.65% |
| Ages 13 and 14 | 9 | 1 | 0 | 3 | 0 | 0 | 1 | 14 | 11.57% |
| Ages 15 and 16 | 31 | 8 | 3 | 3 | 1 | 0 | 0 | 46 | 38.02% |
| Ages 17 and 18 | 26 | 1 | 0 | 5 | 0 | 0 | 0 | 32 | 26.45% |
| Unknown Age | 0 | 0 | 0 | 0 | 0 | 0 | 0 | 0 | 0.00% |
| All Age Group Totals | 80 | 10 | 3 | 18 | 1 | 0 | 9 | 121 | |

Total Referrals by Age Group

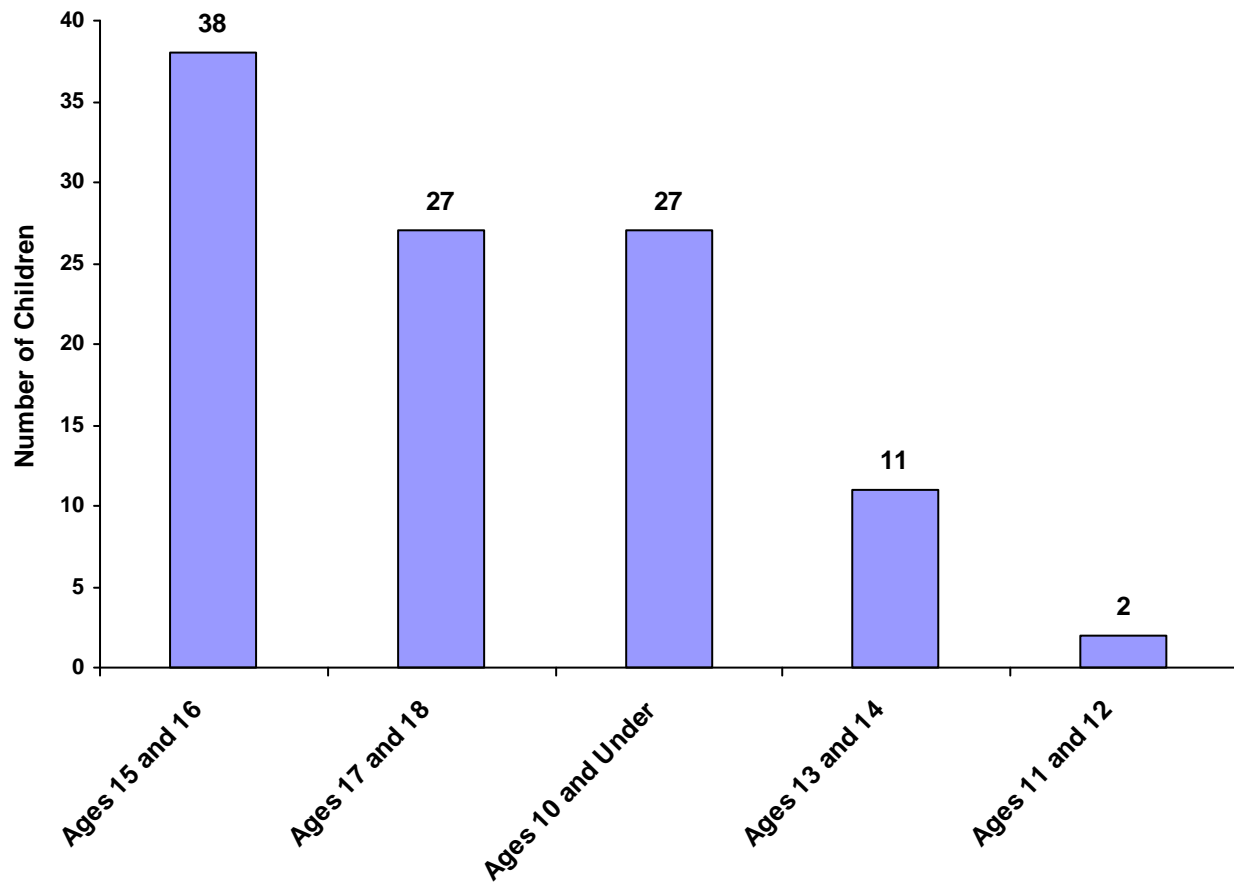


**TENNESSEE COUNCIL OF JUVENILE AND FAMILY COURT JUDGES
2008 PERRY COUNTY JUVENILE COURT STATISTICAL DATA**

Children Referred by Age Group, Race and Sex for CY 2008

| | White Male | African American Male | Other Race Male | White Female | African American Female | Other Race Female | Unknown Race or Sex | Total | % of All Children Referred |
|--------------------|------------|-----------------------|-----------------|--------------|-------------------------|-------------------|---------------------|------------|----------------------------|
| Ages 10 and Under | 12 | 0 | 0 | 7 | 0 | 0 | 8 | 27 | 25.71% |
| Ages 11 through 12 | 2 | 0 | 0 | 0 | 0 | 0 | 0 | 2 | 1.90% |
| Ages 13 through 14 | 8 | 1 | 0 | 1 | 0 | 0 | 1 | 11 | 10.48% |
| Ages 15 through 16 | 26 | 6 | 2 | 3 | 1 | 0 | 0 | 38 | 36.19% |
| Ages 17 through 18 | 21 | 1 | 0 | 5 | 0 | 0 | 0 | 27 | 25.71% |
| Ages 19 and Over | 0 | 0 | 0 | 0 | 0 | 0 | 0 | 0 | 0.00% |
| Total | 69 | 8 | 2 | 16 | 1 | 0 | 9 | 105 | |

Total Children by Age Group

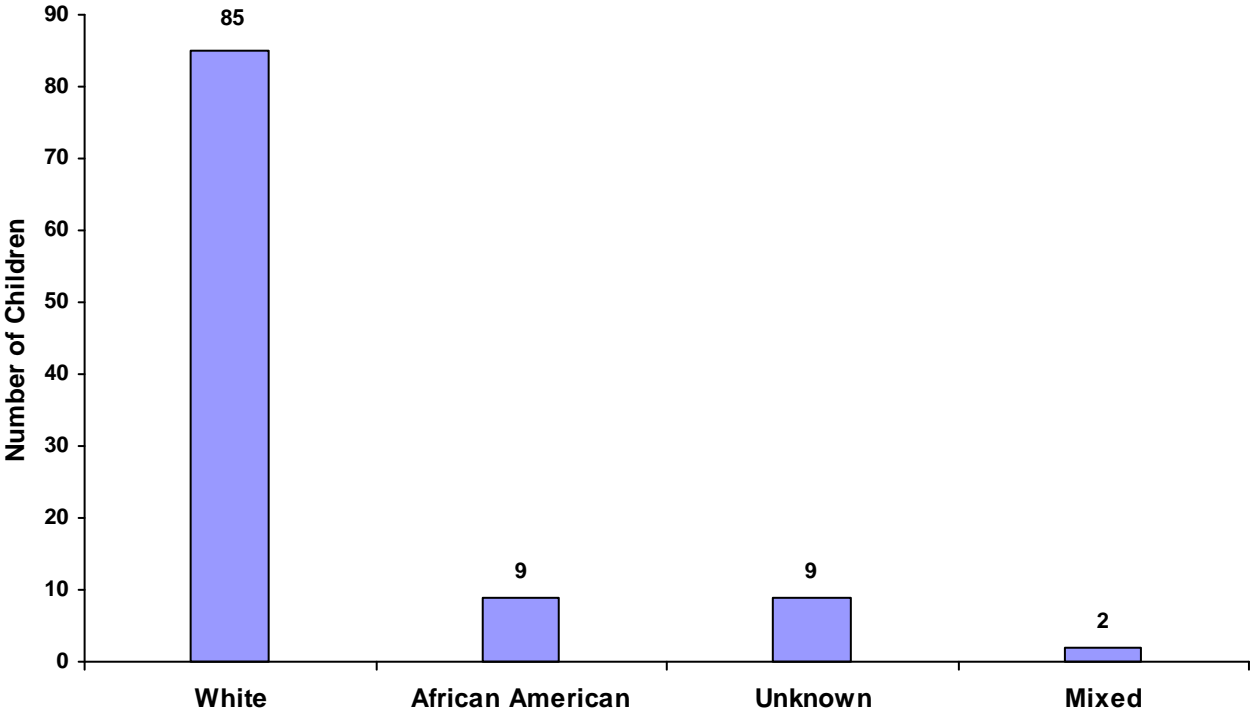


**TENNESSEE COUNCIL OF JUVENILE AND FAMILY COURT JUDGES
2008 PERRY COUNTY JUVENILE COURT STATISTICAL DATA**

Children Referred by Race and Sex for CY 2008

| Race | Male | Female | Unknown | Total |
|------------------|-----------|-----------|----------|------------|
| White | 69 | 16 | 0 | 85 |
| African American | 8 | 1 | 0 | 9 |
| Native American | 0 | 0 | 0 | 0 |
| Asian | 0 | 0 | 0 | 0 |
| Mixed | 2 | 0 | 0 | 2 |
| Unknown | 6 | 3 | 0 | 9 |
| Total | 85 | 20 | 0 | 105 |

Total Children by Race



**TENNESSEE COUNCIL OF JUVENILE AND FAMILY COURT JUDGES
2008 PERRY COUNTY JUVENILE COURT STATISTICAL DATA**

Children of Hispanic Origin by Race and Sex for CY 2008

| Race | Male | Female | Unknown | Total |
|-------------------------|-------------|---------------|----------------|--------------|
| White | 0 | 0 | 0 | 0 |
| African American | 0 | 0 | 0 | 0 |
| Native American | 0 | 0 | 0 | 0 |
| Asian | 0 | 0 | 0 | 0 |
| Mixed | 0 | 0 | 0 | 0 |
| Unknown | 0 | 0 | 0 | 0 |
| Total | 0 | 0 | 0 | 0 |

Total Children of Hispanic Origin by Race

**TENNESSEE COUNCIL OF JUVENILE AND FAMILY COURT JUDGES
2008 PERRY COUNTY JUVENILE COURT STATISTICAL DATA**

Referrals by Type of Offense, Age Group, Race and Sex for CY 2008

| | White Male | African American Male | Other Race Male | White Female | African American Female | Other Race Female | Unknown Race or Sex | Total |
|-------------------------------|------------|-----------------------|-----------------|--------------|-------------------------|-------------------|---------------------|-----------|
| Delinquent | | | | | | | | |
| Ages 10 and Under | 0 | 0 | 0 | 0 | 0 | 0 | 0 | 0 |
| Ages 11 through 12 | 0 | 0 | 0 | 0 | 0 | 0 | 0 | 0 |
| Ages 13 through 14 | 7 | 1 | 0 | 1 | 0 | 0 | 0 | 9 |
| Ages 15 through 16 | 21 | 5 | 2 | 2 | 1 | 0 | 0 | 31 |
| Ages 17 through 18 | 15 | 1 | 0 | 4 | 0 | 0 | 0 | 20 |
| Ages 19 and Over | 0 | 0 | 0 | 0 | 0 | 0 | 0 | 0 |
| Total | 43 | 7 | 2 | 7 | 1 | 0 | 0 | 60 |
| Status | | | | | | | | |
| Ages 10 and Under | 0 | 0 | 0 | 0 | 0 | 0 | 0 | 0 |
| Ages 11 through 12 | 0 | 0 | 0 | 0 | 0 | 0 | 0 | 0 |
| Ages 13 through 14 | 1 | 0 | 0 | 0 | 0 | 0 | 0 | 1 |
| Ages 15 through 16 | 8 | 1 | 0 | 0 | 0 | 0 | 0 | 9 |
| Ages 17 through 18 | 3 | 0 | 0 | 1 | 0 | 0 | 0 | 4 |
| Ages 19 and Over | 0 | 0 | 0 | 0 | 0 | 0 | 0 | 0 |
| Total | 12 | 1 | 0 | 1 | 0 | 0 | 0 | 14 |
| Dependency and Neglect | | | | | | | | |
| Ages 10 and Under | 5 | 0 | 0 | 1 | 0 | 0 | 3 | 9 |
| Ages 11 through 12 | 1 | 0 | 0 | 0 | 0 | 0 | 0 | 1 |
| Ages 13 through 14 | 0 | 0 | 0 | 0 | 0 | 0 | 1 | 1 |
| Ages 15 through 16 | 1 | 1 | 0 | 0 | 0 | 0 | 0 | 2 |
| Ages 17 through 18 | 0 | 0 | 0 | 0 | 0 | 0 | 0 | 0 |
| Ages 19 and Over | 0 | 0 | 0 | 0 | 0 | 0 | 0 | 0 |
| Total | 7 | 1 | 0 | 1 | 0 | 0 | 4 | 13 |
| Other Violations | | | | | | | | |
| Ages 10 and Under | 0 | 0 | 0 | 0 | 0 | 0 | 0 | 0 |
| Ages 11 through 12 | 0 | 0 | 0 | 0 | 0 | 0 | 0 | 0 |
| Ages 13 through 14 | 0 | 0 | 0 | 0 | 0 | 0 | 0 | 0 |
| Ages 15 through 16 | 0 | 0 | 0 | 0 | 0 | 0 | 0 | 0 |
| Ages 17 through 18 | 0 | 0 | 0 | 0 | 0 | 0 | 0 | 0 |
| Ages 19 and Over | 0 | 0 | 0 | 0 | 0 | 0 | 0 | 0 |
| Total | 0 | 0 | 0 | 0 | 0 | 0 | 0 | 0 |

**TENNESSEE COUNCIL OF JUVENILE AND FAMILY COURT JUDGES
2008 PERRY COUNTY JUVENILE COURT STATISTICAL DATA**

Referrals by Type of Offense, Age Group, Race and Sex for CY 2008

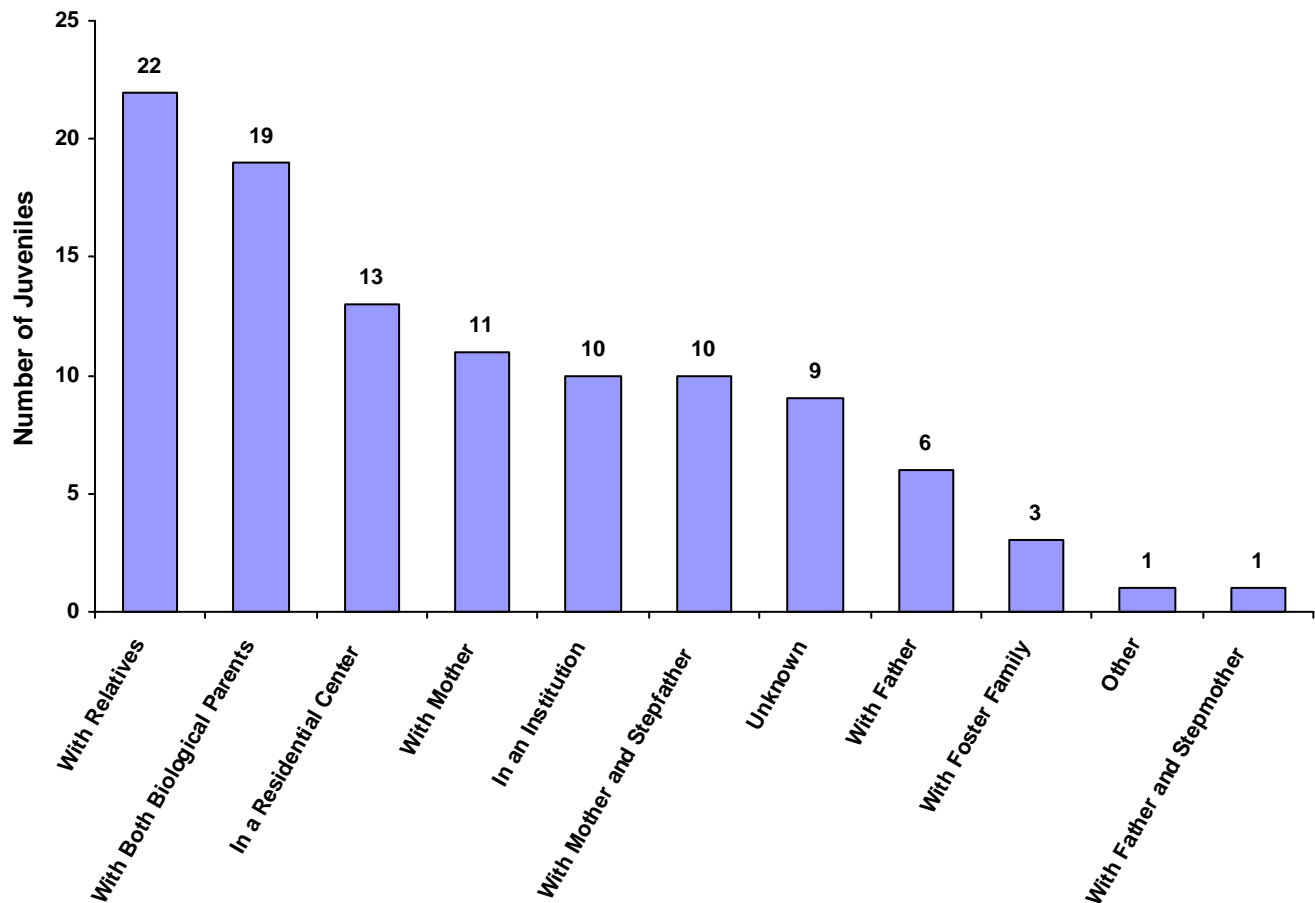
| | White Male | African American Male | Other Race Male | White Female | African American Female | Other Race Female | Unknown Race or Sex | Total |
|----------------------------|------------|-----------------------|-----------------|--------------|-------------------------|-------------------|---------------------|------------|
| Special Proceedings | | | | | | | | |
| Ages 10 and Under | 4 | 0 | 0 | 5 | 0 | 0 | 0 | 9 |
| Ages 11 through 12 | 1 | 0 | 0 | 0 | 0 | 0 | 0 | 1 |
| Ages 13 through 14 | 1 | 0 | 0 | 1 | 0 | 0 | 0 | 2 |
| Ages 15 through 16 | 1 | 1 | 1 | 1 | 0 | 0 | 0 | 4 |
| Ages 17 through 18 | 3 | 0 | 0 | 0 | 0 | 0 | 0 | 3 |
| Ages 19 and Over | 0 | 0 | 0 | 0 | 0 | 0 | 0 | 0 |
| Total | 10 | 1 | 1 | 7 | 0 | 0 | 0 | 19 |
| Other | | | | | | | | |
| Ages 10 and Under | 3 | 0 | 0 | 1 | 0 | 0 | 5 | 9 |
| Ages 11 through 12 | 0 | 0 | 0 | 0 | 0 | 0 | 0 | 0 |
| Ages 13 through 14 | 0 | 0 | 0 | 1 | 0 | 0 | 0 | 1 |
| Ages 15 through 16 | 0 | 0 | 0 | 0 | 0 | 0 | 0 | 0 |
| Ages 17 through 18 | 5 | 0 | 0 | 0 | 0 | 0 | 0 | 5 |
| Ages 19 and Over | 0 | 0 | 0 | 0 | 0 | 0 | 0 | 0 |
| Total | 8 | 0 | 0 | 2 | 0 | 0 | 5 | 15 |
| Grand Total | 80 | 10 | 3 | 18 | 1 | 0 | 9 | 121 |

TENNESSEE COUNCIL OF JUVENILE AND FAMILY COURT JUDGES 2008 PERRY COUNTY JUVENILE COURT STATISTICAL DATA

Living Arrangement of Juveniles by Race and Sex for CY 2008

| | White Male | African American Male | Other Race Male | White Female | African American Female | Other Race Female | Unknown Race or Sex | Total | % of All Children Referred |
|------------------------------|------------|-----------------------|-----------------|--------------|-------------------------|-------------------|---------------------|------------|----------------------------|
| With Both Biological Parents | 14 | 0 | 2 | 3 | 0 | 0 | 0 | 19 | 18.10% |
| With Father and Stepmother | 1 | 0 | 0 | 0 | 0 | 0 | 0 | 1 | 0.95% |
| With Mother and Stepfather | 8 | 0 | 0 | 2 | 0 | 0 | 0 | 10 | 9.52% |
| With Mother | 5 | 1 | 0 | 5 | 0 | 0 | 0 | 11 | 10.48% |
| With Father | 5 | 0 | 0 | 1 | 0 | 0 | 0 | 6 | 5.71% |
| With Relatives | 11 | 2 | 0 | 4 | 1 | 0 | 4 | 22 | 20.95% |
| With Adoptive Parents | 0 | 0 | 0 | 0 | 0 | 0 | 0 | 0 | 0.00% |
| With Foster Family | 2 | 0 | 0 | 1 | 0 | 0 | 0 | 3 | 2.86% |
| In a Group Home | 0 | 0 | 0 | 0 | 0 | 0 | 0 | 0 | 0.00% |
| In a Residential Center | 10 | 3 | 0 | 0 | 0 | 0 | 0 | 13 | 12.38% |
| In an Institution | 8 | 2 | 0 | 0 | 0 | 0 | 0 | 10 | 9.52% |
| Independent | 0 | 0 | 0 | 0 | 0 | 0 | 0 | 0 | 0.00% |
| Unknown | 4 | 0 | 0 | 0 | 0 | 0 | 5 | 9 | 8.57% |
| Other | 1 | 0 | 0 | 0 | 0 | 0 | 0 | 1 | 0.95% |
| Totals | 69 | 8 | 2 | 16 | 1 | 0 | 9 | 105 | |

Living Arrangement of Juveniles



**TENNESSEE COUNCIL OF JUVENILE AND FAMILY COURT JUDGES
2008 PERRY COUNTY JUVENILE COURT STATISTICAL DATA**

Last Grade Completed by Children by Race and Sex for CY 2008

| | White Male | African American Male | Other Race Male | White Female | African American Female | Other Race Female | Unknown Race or Sex | Total | % of All Children Referred |
|-----------------------|------------|-----------------------|-----------------|--------------|-------------------------|-------------------|---------------------|------------|----------------------------|
| Too Young for School | 3 | 0 | 0 | 3 | 0 | 0 | 0 | 6 | 5.71% |
| Preschool | 0 | 0 | 0 | 0 | 0 | 0 | 0 | 0 | 0.00% |
| Kindergarten | 0 | 0 | 0 | 0 | 0 | 0 | 0 | 0 | 0.00% |
| 1st Grade | 0 | 0 | 0 | 0 | 0 | 0 | 0 | 0 | 0.00% |
| 2nd Grade | 0 | 0 | 0 | 0 | 0 | 0 | 0 | 0 | 0.00% |
| 3rd Grade | 0 | 0 | 0 | 0 | 0 | 0 | 0 | 0 | 0.00% |
| 4th Grade | 0 | 0 | 0 | 0 | 0 | 0 | 0 | 0 | 0.00% |
| 5th Grade | 1 | 0 | 0 | 0 | 0 | 0 | 0 | 1 | 0.95% |
| 6th Grade | 1 | 0 | 0 | 0 | 0 | 0 | 0 | 1 | 0.95% |
| 7th Grade | 1 | 0 | 0 | 1 | 0 | 0 | 0 | 2 | 1.90% |
| 8th Grade | 0 | 0 | 0 | 0 | 0 | 0 | 0 | 0 | 0.00% |
| 9th Grade | 4 | 0 | 0 | 1 | 0 | 0 | 0 | 5 | 4.76% |
| 10th Grade | 4 | 4 | 1 | 1 | 0 | 0 | 0 | 10 | 9.52% |
| 11th Grade | 6 | 0 | 0 | 1 | 0 | 0 | 0 | 7 | 6.67% |
| 12th Grade | 2 | 0 | 0 | 1 | 0 | 0 | 0 | 3 | 2.86% |
| Non-Graded Special Ed | 0 | 0 | 0 | 0 | 0 | 0 | 0 | 0 | 0.00% |
| GED | 0 | 0 | 0 | 0 | 0 | 0 | 0 | 0 | 0.00% |
| Graduated | 0 | 0 | 0 | 0 | 0 | 0 | 0 | 0 | 0.00% |
| Never Attended School | 2 | 0 | 0 | 0 | 0 | 0 | 0 | 2 | 1.90% |
| Unknown | 45 | 4 | 1 | 8 | 1 | 0 | 9 | 68 | 64.76% |
| Other | 0 | 0 | 0 | 0 | 0 | 0 | 0 | 0 | 0.00% |
| Totals | 69 | 8 | 2 | 16 | 1 | 0 | 9 | 105 | |

Children Enrolled in School

| | Children | % of All Children |
|--------------|------------|-------------------|
| Enrolled | 60 | 57.14% |
| Not Enrolled | 12 | 11.43% |
| Unknown | 33 | 31.43% |
| | 105 | |

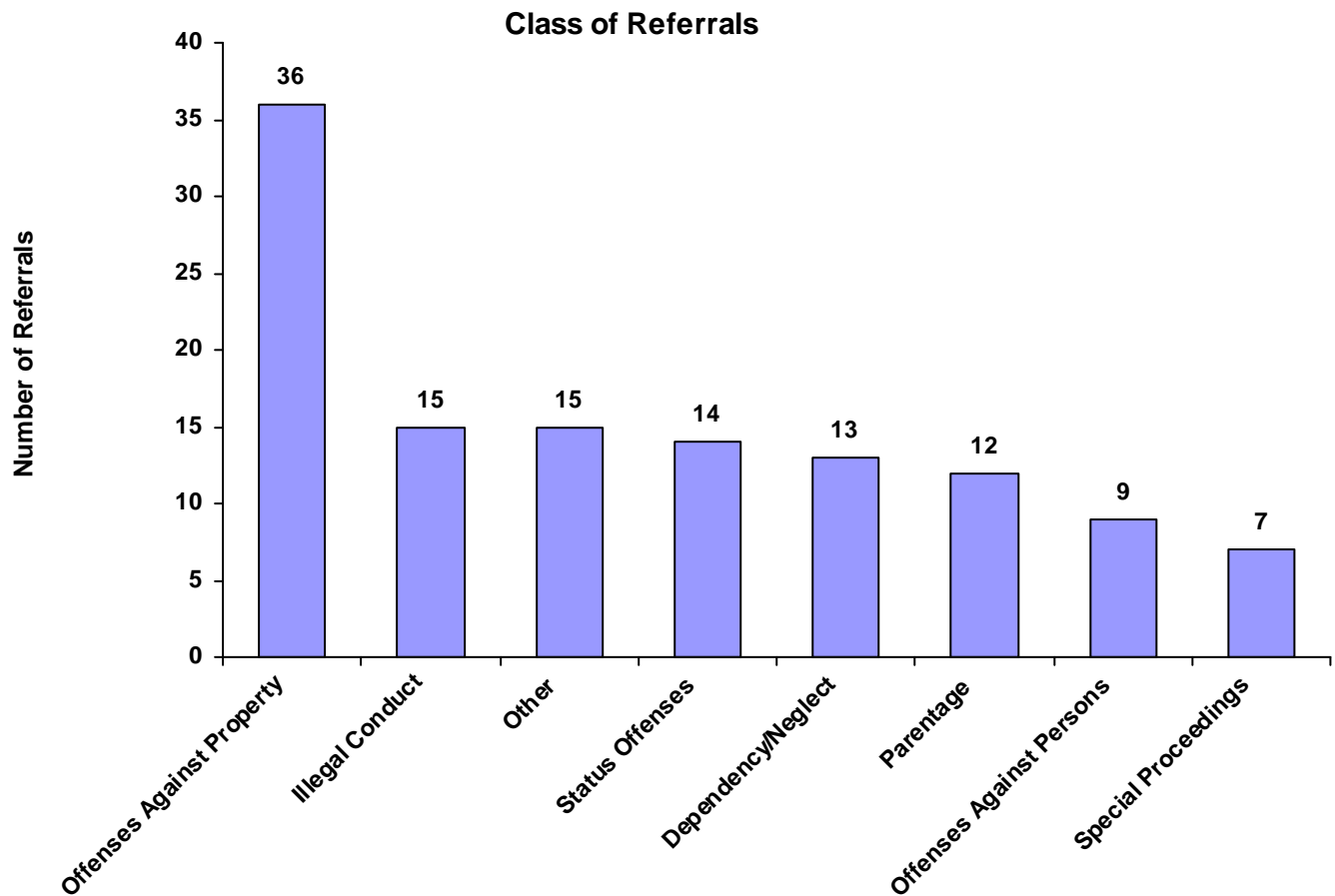
Children Enrolled in Special Education

| | Children | % of All Children |
|--------------|------------|-------------------|
| Enrolled | 11 | 10.48% |
| Not Enrolled | 28 | 26.67% |
| Unknown | 66 | 62.86% |
| | 105 | |

**TENNESSEE COUNCIL OF JUVENILE AND FAMILY COURT JUDGES
2008 PERRY COUNTY JUVENILE COURT STATISTICAL DATA**

Class of Referrals by Race and Sex for CY 2008

| | White Male | African American Male | Other Race Male | White Female | African American Female | Other Race Female | Unknown Race or Sex | Total | % of Total Referrals |
|-----------------------------|------------|-----------------------|-----------------|--------------|-------------------------|-------------------|---------------------|------------|----------------------|
| Offenses Against Persons | 5 | 3 | 0 | 1 | 0 | 0 | 0 | 9 | 7.44% |
| Offenses Against Property | 25 | 4 | 2 | 4 | 1 | 0 | 0 | 36 | 29.75% |
| Illegal Conduct | 13 | 0 | 0 | 2 | 0 | 0 | 0 | 15 | 12.40% |
| Status Offenses | 12 | 1 | 0 | 1 | 0 | 0 | 0 | 14 | 11.57% |
| Dependency/Neglect | 7 | 1 | 0 | 1 | 0 | 0 | 4 | 13 | 10.74% |
| Other Violation Proceedings | 0 | 0 | 0 | 0 | 0 | 0 | 0 | 0 | 0.00% |
| Parentage | 6 | 1 | 0 | 5 | 0 | 0 | 0 | 12 | 9.92% |
| Special Proceedings | 4 | 0 | 1 | 2 | 0 | 0 | 0 | 7 | 5.79% |
| Other | 8 | 0 | 0 | 2 | 0 | 0 | 5 | 15 | 12.40% |
| Totals | 80 | 10 | 3 | 18 | 1 | 0 | 9 | 121 | |



**TENNESSEE COUNCIL OF JUVENILE AND FAMILY COURT JUDGES
2008 PERRY COUNTY JUVENILE COURT STATISTICAL DATA**

Referrals by Class and Type Of Offense by Race and Sex for CY 2008

| | White Male | African American Male | Other Race Male | White Female | African American Female | Other Race Female | Unknown Race or Sex | Total |
|---|------------|-----------------------|-----------------|--------------|-------------------------|-------------------|---------------------|-----------|
| <u>Offenses Against Persons</u> | | | | | | | | |
| Assault | 4 | 2 | 0 | 1 | 0 | 0 | 0 | 7 |
| Aggravated Sexual Battery | 1 | 0 | 0 | 0 | 0 | 0 | 0 | 1 |
| Reckless Endangerment | 0 | 1 | 0 | 0 | 0 | 0 | 0 | 1 |
| Criminal Homicide | 0 | 0 | 0 | 0 | 0 | 0 | 0 | 0 |
| 1st Degree Murder | 0 | 0 | 0 | 0 | 0 | 0 | 0 | 0 |
| 2nd Degree Murder | 0 | 0 | 0 | 0 | 0 | 0 | 0 | 0 |
| Aggravated Rape | 0 | 0 | 0 | 0 | 0 | 0 | 0 | 0 |
| Rape of a Child | 0 | 0 | 0 | 0 | 0 | 0 | 0 | 0 |
| Aggravated Vehicular Homicide | 0 | 0 | 0 | 0 | 0 | 0 | 0 | 0 |
| Esp. Aggravated Robbery | 0 | 0 | 0 | 0 | 0 | 0 | 0 | 0 |
| Esp. Aggravated Kidnapping | 0 | 0 | 0 | 0 | 0 | 0 | 0 | 0 |
| Aggravated Robbery | 0 | 0 | 0 | 0 | 0 | 0 | 0 | 0 |
| Aggravated Kidnapping | 0 | 0 | 0 | 0 | 0 | 0 | 0 | 0 |
| Aggravated Child Abuse / Neglect | 0 | 0 | 0 | 0 | 0 | 0 | 0 | 0 |
| Rape | 0 | 0 | 0 | 0 | 0 | 0 | 0 | 0 |
| Voluntary Manslaughter | 0 | 0 | 0 | 0 | 0 | 0 | 0 | 0 |
| Vehicular Homicide | 0 | 0 | 0 | 0 | 0 | 0 | 0 | 0 |
| Sexual Abuse of a Child | 0 | 0 | 0 | 0 | 0 | 0 | 0 | 0 |
| Other Sexual Offenses | 0 | 0 | 0 | 0 | 0 | 0 | 0 | 0 |
| Aggravated Assault | 0 | 0 | 0 | 0 | 0 | 0 | 0 | 0 |
| Robbery | 0 | 0 | 0 | 0 | 0 | 0 | 0 | 0 |
| Criminally Negligent Homicide | 0 | 0 | 0 | 0 | 0 | 0 | 0 | 0 |
| Attempted Crime Against a Person | 0 | 0 | 0 | 0 | 0 | 0 | 0 | 0 |
| Totals | 5 | 3 | 0 | 1 | 0 | 0 | 0 | 9 |
| <u>Offenses Against Property</u> | | | | | | | | |
| Vandalism | 10 | 1 | 1 | 1 | 0 | 0 | 0 | 13 |
| Theft of Property | 9 | 1 | 1 | 0 | 1 | 0 | 0 | 12 |
| Aggravated Burglary | 3 | 0 | 0 | 2 | 0 | 0 | 0 | 5 |
| Burglary | 2 | 2 | 0 | 0 | 0 | 0 | 0 | 4 |
| Forgery | 1 | 0 | 0 | 0 | 0 | 0 | 0 | 1 |
| Worthless Checks | 0 | 0 | 0 | 1 | 0 | 0 | 0 | 1 |
| Aggravated Arson | 0 | 0 | 0 | 0 | 0 | 0 | 0 | 0 |
| Arson | 0 | 0 | 0 | 0 | 0 | 0 | 0 | 0 |
| Illegal Poss/Use of Credit/Debit Cards | 0 | 0 | 0 | 0 | 0 | 0 | 0 | 0 |
| Unauthorized Use of a Vehicle | 0 | 0 | 0 | 0 | 0 | 0 | 0 | 0 |
| Cruelty to Animals | 0 | 0 | 0 | 0 | 0 | 0 | 0 | 0 |
| Totals | 25 | 4 | 2 | 4 | 1 | 0 | 0 | 36 |

**TENNESSEE COUNCIL OF JUVENILE AND FAMILY COURT JUDGES
2008 PERRY COUNTY JUVENILE COURT STATISTICAL DATA**

Referrals by Class and Type Of Offense by Race and Sex for CY 2008

| | White Male | African American Male | Other Race Male | White Female | African American Female | Other Race Female | Unknown Race or Sex | Total |
|--------------------------------------|------------|-----------------------|-----------------|--------------|-------------------------|-------------------|---------------------|-----------|
| <u>Illegal Conduct</u> | | | | | | | | |
| Traffic | 9 | 0 | 0 | 1 | 0 | 0 | 0 | 10 |
| Possession/Consumption of Alcohol | 2 | 0 | 0 | 0 | 0 | 0 | 0 | 2 |
| Evading Arrest | 1 | 0 | 0 | 0 | 0 | 0 | 0 | 1 |
| Driving Under Influence (DUI) | 0 | 0 | 0 | 1 | 0 | 0 | 0 | 1 |
| Criminal Trespass | 1 | 0 | 0 | 0 | 0 | 0 | 0 | 1 |
| Sale of Controlled Substances | 0 | 0 | 0 | 0 | 0 | 0 | 0 | 0 |
| Other Drug Offenses | 0 | 0 | 0 | 0 | 0 | 0 | 0 | 0 |
| Possession of Controlled Substances | 0 | 0 | 0 | 0 | 0 | 0 | 0 | 0 |
| Criminal Attempt | 0 | 0 | 0 | 0 | 0 | 0 | 0 | 0 |
| Carrying Weapons on School Property | 0 | 0 | 0 | 0 | 0 | 0 | 0 | 0 |
| Unlawful Carrying / Poss of a Weapon | 0 | 0 | 0 | 0 | 0 | 0 | 0 | 0 |
| Escape | 0 | 0 | 0 | 0 | 0 | 0 | 0 | 0 |
| Resist Stop/Frisk/Halt/Arrest/Search | 0 | 0 | 0 | 0 | 0 | 0 | 0 | 0 |
| Aggravated Criminal Trespass | 0 | 0 | 0 | 0 | 0 | 0 | 0 | 0 |
| Harassment | 0 | 0 | 0 | 0 | 0 | 0 | 0 | 0 |
| Failure to Appear | 0 | 0 | 0 | 0 | 0 | 0 | 0 | 0 |
| Filing a False Police Report | 0 | 0 | 0 | 0 | 0 | 0 | 0 | 0 |
| Criminal Impersonation | 0 | 0 | 0 | 0 | 0 | 0 | 0 | 0 |
| Disorderly Conduct | 0 | 0 | 0 | 0 | 0 | 0 | 0 | 0 |
| Public Intoxication | 0 | 0 | 0 | 0 | 0 | 0 | 0 | 0 |
| Gambling | 0 | 0 | 0 | 0 | 0 | 0 | 0 | 0 |
| Local Ordinances | 0 | 0 | 0 | 0 | 0 | 0 | 0 | 0 |
| Violation of Wildlife Regulations | 0 | 0 | 0 | 0 | 0 | 0 | 0 | 0 |
| Contempt of Court | 0 | 0 | 0 | 0 | 0 | 0 | 0 | 0 |
| Violation of Probation | 0 | 0 | 0 | 0 | 0 | 0 | 0 | 0 |
| Violation of Aftercare | 0 | 0 | 0 | 0 | 0 | 0 | 0 | 0 |
| Totals | 13 | 0 | 0 | 2 | 0 | 0 | 0 | 15 |
| <u>Status Offenses</u> | | | | | | | | |
| Unruly Behavior | 4 | 1 | 0 | 1 | 0 | 0 | 0 | 6 |
| Violation of Curfew | 5 | 0 | 0 | 0 | 0 | 0 | 0 | 5 |
| In-State Runaway | 2 | 0 | 0 | 0 | 0 | 0 | 0 | 2 |
| Truancy | 1 | 0 | 0 | 0 | 0 | 0 | 0 | 1 |
| Out-of-State Runaway | 0 | 0 | 0 | 0 | 0 | 0 | 0 | 0 |
| Possession of Tobacco Products | 0 | 0 | 0 | 0 | 0 | 0 | 0 | 0 |
| Violation of a Valid Court Order | 0 | 0 | 0 | 0 | 0 | 0 | 0 | 0 |
| Totals | 12 | 1 | 0 | 1 | 0 | 0 | 0 | 14 |
| <u>Dependency/Neglect</u> | | | | | | | | |
| Dependency / Neglect | 7 | 1 | 0 | 1 | 0 | 0 | 4 | 13 |
| Sexually Abused Child | 0 | 0 | 0 | 0 | 0 | 0 | 0 | 0 |
| Physically Abused Child | 0 | 0 | 0 | 0 | 0 | 0 | 0 | 0 |
| Termination of Parental Rights | 0 | 0 | 0 | 0 | 0 | 0 | 0 | 0 |
| Totals | 7 | 1 | 0 | 1 | 0 | 0 | 4 | 13 |

**TENNESSEE COUNCIL OF JUVENILE AND FAMILY COURT JUDGES
2008 PERRY COUNTY JUVENILE COURT STATISTICAL DATA**

Referrals by Class and Type Of Offense by Race and Sex for CY 2008

| | White Male | African American Male | Other Race Male | White Female | African American Female | Other Race Female | Unknown Race or Sex | Total |
|---|------------|-----------------------|-----------------|--------------|-------------------------|-------------------|---------------------|------------|
| <u>Other Violation Proceedings</u> | | | | | | | | |
| Violation of Pretrial Diversion | 0 | 0 | 0 | 0 | 0 | 0 | 0 | 0 |
| Violation of Informal Adjustment | 0 | 0 | 0 | 0 | 0 | 0 | 0 | 0 |
| Totals | 0 | 0 | 0 | 0 | 0 | 0 | 0 | 0 |
| <u>Parentage</u> | | | | | | | | |
| Paternity / Legitimation | 3 | 0 | 0 | 1 | 0 | 0 | 0 | 4 |
| Child Support | 2 | 1 | 0 | 1 | 0 | 0 | 0 | 4 |
| Visitation | 1 | 0 | 0 | 2 | 0 | 0 | 0 | 3 |
| Custody | 0 | 0 | 0 | 1 | 0 | 0 | 0 | 1 |
| Totals | 6 | 1 | 0 | 5 | 0 | 0 | 0 | 12 |
| <u>Special Proceedings</u> | | | | | | | | |
| Judicial Review | 4 | 0 | 1 | 1 | 0 | 0 | 0 | 6 |
| Administrative Review | 0 | 0 | 0 | 1 | 0 | 0 | 0 | 1 |
| Foster Care Review | 0 | 0 | 0 | 0 | 0 | 0 | 0 | 0 |
| Request for Medical Treatment | 0 | 0 | 0 | 0 | 0 | 0 | 0 | 0 |
| Consent to Marry | 0 | 0 | 0 | 0 | 0 | 0 | 0 | 0 |
| Totals | 4 | 0 | 1 | 2 | 0 | 0 | 0 | 7 |
| <u>Other</u> | | | | | | | | |
| Other | 8 | 0 | 0 | 2 | 0 | 0 | 5 | 15 |
| Totals | 8 | 0 | 0 | 2 | 0 | 0 | 5 | 15 |
| All Referral Totals | 80 | 10 | 3 | 18 | 1 | 0 | 9 | 121 |

**TENNESSEE COUNCIL OF JUVENILE AND FAMILY COURT JUDGES
2008 PERRY COUNTY JUVENILE COURT STATISTICAL DATA**

Referral Reasons by Type of Offense, Race and Sex for CY 2008

| | White Male | African American Male | Other Race Male | White Female | African American Female | Other Race Female | Unknown Race or Sex | Total |
|--|------------|-----------------------|-----------------|--------------|-------------------------|-------------------|---------------------|-------|
| <u>Delinquent</u> | | | | | | | | |
| Vandalism | 10 | 1 | 1 | 1 | 0 | 0 | 0 | 13 |
| Theft of Property | 9 | 1 | 1 | 0 | 1 | 0 | 0 | 12 |
| Traffic | 9 | 0 | 0 | 1 | 0 | 0 | 0 | 10 |
| Assault | 4 | 2 | 0 | 1 | 0 | 0 | 0 | 7 |
| Aggravated Burglary | 3 | 0 | 0 | 2 | 0 | 0 | 0 | 5 |
| Burglary | 2 | 2 | 0 | 0 | 0 | 0 | 0 | 4 |
| Possession/Consumption of Alcohol | 2 | 0 | 0 | 0 | 0 | 0 | 0 | 2 |
| Aggravated Sexual Battery | 1 | 0 | 0 | 0 | 0 | 0 | 0 | 1 |
| Reckless Endangerment | 0 | 1 | 0 | 0 | 0 | 0 | 0 | 1 |
| Forgery | 1 | 0 | 0 | 0 | 0 | 0 | 0 | 1 |
| Worthless Checks | 0 | 0 | 0 | 1 | 0 | 0 | 0 | 1 |
| Evading Arrest | 1 | 0 | 0 | 0 | 0 | 0 | 0 | 1 |
| Driving Under Influence (DUI) | 0 | 0 | 0 | 1 | 0 | 0 | 0 | 1 |
| Criminal Trespass | 1 | 0 | 0 | 0 | 0 | 0 | 0 | 1 |
| Criminal Homicide | 0 | 0 | 0 | 0 | 0 | 0 | 0 | 0 |
| 1st Degree Murder | 0 | 0 | 0 | 0 | 0 | 0 | 0 | 0 |
| 2nd Degree Murder | 0 | 0 | 0 | 0 | 0 | 0 | 0 | 0 |
| Aggravated Rape | 0 | 0 | 0 | 0 | 0 | 0 | 0 | 0 |
| Rape of a Child | 0 | 0 | 0 | 0 | 0 | 0 | 0 | 0 |
| Aggravated Vehicular Homicide | 0 | 0 | 0 | 0 | 0 | 0 | 0 | 0 |
| Esp. Aggravated Robbery | 0 | 0 | 0 | 0 | 0 | 0 | 0 | 0 |
| Esp. Aggravated Kidnapping | 0 | 0 | 0 | 0 | 0 | 0 | 0 | 0 |
| Aggravated Robbery | 0 | 0 | 0 | 0 | 0 | 0 | 0 | 0 |
| Aggravated Kidnapping | 0 | 0 | 0 | 0 | 0 | 0 | 0 | 0 |
| Aggravated Child Abuse / Neglect | 0 | 0 | 0 | 0 | 0 | 0 | 0 | 0 |
| Rape | 0 | 0 | 0 | 0 | 0 | 0 | 0 | 0 |
| Voluntary Manslaughter | 0 | 0 | 0 | 0 | 0 | 0 | 0 | 0 |
| Vehicular Homicide | 0 | 0 | 0 | 0 | 0 | 0 | 0 | 0 |
| Sexual Abuse of a Child | 0 | 0 | 0 | 0 | 0 | 0 | 0 | 0 |
| Other Sexual Offenses | 0 | 0 | 0 | 0 | 0 | 0 | 0 | 0 |
| Aggravated Assault | 0 | 0 | 0 | 0 | 0 | 0 | 0 | 0 |
| Robbery | 0 | 0 | 0 | 0 | 0 | 0 | 0 | 0 |
| Criminally Negligent Homicide | 0 | 0 | 0 | 0 | 0 | 0 | 0 | 0 |
| Attempted Crime Against a Person | 0 | 0 | 0 | 0 | 0 | 0 | 0 | 0 |
| Aggravated Arson | 0 | 0 | 0 | 0 | 0 | 0 | 0 | 0 |
| Arson | 0 | 0 | 0 | 0 | 0 | 0 | 0 | 0 |
| Illegal Poss/Use of Credit/Debit Cards | 0 | 0 | 0 | 0 | 0 | 0 | 0 | 0 |
| Unauthorized Use of a Vehicle | 0 | 0 | 0 | 0 | 0 | 0 | 0 | 0 |
| Cruelty to Animals | 0 | 0 | 0 | 0 | 0 | 0 | 0 | 0 |
| Sale of Controlled Substances | 0 | 0 | 0 | 0 | 0 | 0 | 0 | 0 |
| Other Drug Offenses | 0 | 0 | 0 | 0 | 0 | 0 | 0 | 0 |
| Possession of Controlled Substances | 0 | 0 | 0 | 0 | 0 | 0 | 0 | 0 |
| Criminal Attempt | 0 | 0 | 0 | 0 | 0 | 0 | 0 | 0 |
| Carrying Weapons on School Property | 0 | 0 | 0 | 0 | 0 | 0 | 0 | 0 |
| Unlawful Carrying / Poss of a Weapon | 0 | 0 | 0 | 0 | 0 | 0 | 0 | 0 |
| Escape | 0 | 0 | 0 | 0 | 0 | 0 | 0 | 0 |
| Resist Stop/Frisk/Halt/Arrest/Search | 0 | 0 | 0 | 0 | 0 | 0 | 0 | 0 |
| Aggravated Criminal Trespass | 0 | 0 | 0 | 0 | 0 | 0 | 0 | 0 |
| Harassment | 0 | 0 | 0 | 0 | 0 | 0 | 0 | 0 |
| Failure to Appear | 0 | 0 | 0 | 0 | 0 | 0 | 0 | 0 |
| Filing a False Police Report | 0 | 0 | 0 | 0 | 0 | 0 | 0 | 0 |
| Criminal Impersonation | 0 | 0 | 0 | 0 | 0 | 0 | 0 | 0 |

**TENNESSEE COUNCIL OF JUVENILE AND FAMILY COURT JUDGES
2008 PERRY COUNTY JUVENILE COURT STATISTICAL DATA**

Referral Reasons by Type of Offense, Race and Sex for CY 2008

| | White Male | African American Male | Other Race Male | White Female | African American Female | Other Race Female | Unknown Race or Sex | Total |
|--------------------------------------|------------|-----------------------|-----------------|--------------|-------------------------|-------------------|---------------------|-------|
| <u>Delinquent</u> | | | | | | | | |
| Disorderly Conduct | 0 | 0 | 0 | 0 | 0 | 0 | 0 | 0 |
| Public Intoxication | 0 | 0 | 0 | 0 | 0 | 0 | 0 | 0 |
| Gambling | 0 | 0 | 0 | 0 | 0 | 0 | 0 | 0 |
| Local Ordinances | 0 | 0 | 0 | 0 | 0 | 0 | 0 | 0 |
| Violation of Wildlife Regulations | 0 | 0 | 0 | 0 | 0 | 0 | 0 | 0 |
| Contempt of Court | 0 | 0 | 0 | 0 | 0 | 0 | 0 | 0 |
| Violation of Probation | 0 | 0 | 0 | 0 | 0 | 0 | 0 | 0 |
| Violation of Aftercare | 0 | 0 | 0 | 0 | 0 | 0 | 0 | 0 |
| Totals | 43 | 7 | 2 | 7 | 1 | 0 | 0 | 60 |
| <u>Status</u> | | | | | | | | |
| Unruly Behavior | 4 | 1 | 0 | 1 | 0 | 0 | 0 | 6 |
| Violation of Curfew | 5 | 0 | 0 | 0 | 0 | 0 | 0 | 5 |
| In-State Runaway | 2 | 0 | 0 | 0 | 0 | 0 | 0 | 2 |
| Truancy | 1 | 0 | 0 | 0 | 0 | 0 | 0 | 1 |
| Out-of-State Runaway | 0 | 0 | 0 | 0 | 0 | 0 | 0 | 0 |
| Possession of Tobacco Products | 0 | 0 | 0 | 0 | 0 | 0 | 0 | 0 |
| Violation of a Valid Court Order | 0 | 0 | 0 | 0 | 0 | 0 | 0 | 0 |
| Totals | 12 | 1 | 0 | 1 | 0 | 0 | 0 | 14 |
| <u>Dependency and Neglect</u> | | | | | | | | |
| Dependency / Neglect | 7 | 1 | 0 | 1 | 0 | 0 | 4 | 13 |
| Sexually Abused Child | 0 | 0 | 0 | 0 | 0 | 0 | 0 | 0 |
| Physically Abused Child | 0 | 0 | 0 | 0 | 0 | 0 | 0 | 0 |
| Termination of Parental Rights | 0 | 0 | 0 | 0 | 0 | 0 | 0 | 0 |
| Totals | 7 | 1 | 0 | 1 | 0 | 0 | 4 | 13 |
| <u>Other Violations</u> | | | | | | | | |
| Violation of Pretrial Diversion | 0 | 0 | 0 | 0 | 0 | 0 | 0 | 0 |
| Violation of Informal Adjustment | 0 | 0 | 0 | 0 | 0 | 0 | 0 | 0 |
| Totals | 0 | 0 | 0 | 0 | 0 | 0 | 0 | 0 |
| <u>Special Proceedings</u> | | | | | | | | |
| Judicial Review | 4 | 0 | 1 | 1 | 0 | 0 | 0 | 6 |
| Paternity / Legitimation | 3 | 0 | 0 | 1 | 0 | 0 | 0 | 4 |
| Child Support | 2 | 1 | 0 | 1 | 0 | 0 | 0 | 4 |
| Visitation | 1 | 0 | 0 | 2 | 0 | 0 | 0 | 3 |
| Administrative Review | 0 | 0 | 0 | 1 | 0 | 0 | 0 | 1 |
| Custody | 0 | 0 | 0 | 1 | 0 | 0 | 0 | 1 |
| Foster Care Review | 0 | 0 | 0 | 0 | 0 | 0 | 0 | 0 |
| Request for Medical Treatment | 0 | 0 | 0 | 0 | 0 | 0 | 0 | 0 |
| Consent to Marry | 0 | 0 | 0 | 0 | 0 | 0 | 0 | 0 |
| Totals | 10 | 1 | 1 | 7 | 0 | 0 | 0 | 19 |
| <u>Other</u> | | | | | | | | |
| Other | 8 | 0 | 0 | 2 | 0 | 0 | 5 | 15 |
| Totals | 8 | 0 | 0 | 2 | 0 | 0 | 5 | 15 |
| All Referral Totals | 80 | 10 | 3 | 18 | 1 | 0 | 9 | 121 |

**TENNESSEE COUNCIL OF JUVENILE AND FAMILY COURT JUDGES
2008 PERRY COUNTY JUVENILE COURT STATISTICAL DATA**

Top 4 Referral Reasons by Race and Sex for CY 2008

| Sex | Race | Referral Reason | Total |
|----------------|------------------|--------------------------|--------------|
| Male | | | |
| | White | 1. Vandalism | 10 |
| | | 2. Traffic | 9 |
| | | 3. Theft of Property | 9 |
| | | 4. Other | 8 |
| | African American | 1. Assault | 2 |
| | | 2. Burglary | 2 |
| | | 3. Reckless Endangerment | 1 |
| | | 4. Dependency / Neglect | 1 |
| | Other Race | 1. Judicial Review | 1 |
| | | 2. Theft of Property | 1 |
| | | 3. Vandalism | 1 |
| Female | | | |
| | White | 1. Aggravated Burglary | 2 |
| | | 2. Other | 2 |
| | | 3. Visitation | 2 |
| | | 4. Vandalism | 1 |
| | African American | 1. Theft of Property | 1 |
| Unknown | | | |
| | Unknown | 1. Other | 5 |
| | | 2. Dependency / Neglect | 4 |

**TENNESSEE COUNCIL OF JUVENILE AND FAMILY COURT JUDGES
2008 PERRY COUNTY JUVENILE COURT STATISTICAL DATA**

Top 4 Referral Reasons by Race and Sex and by Type of Offense for CY 2008

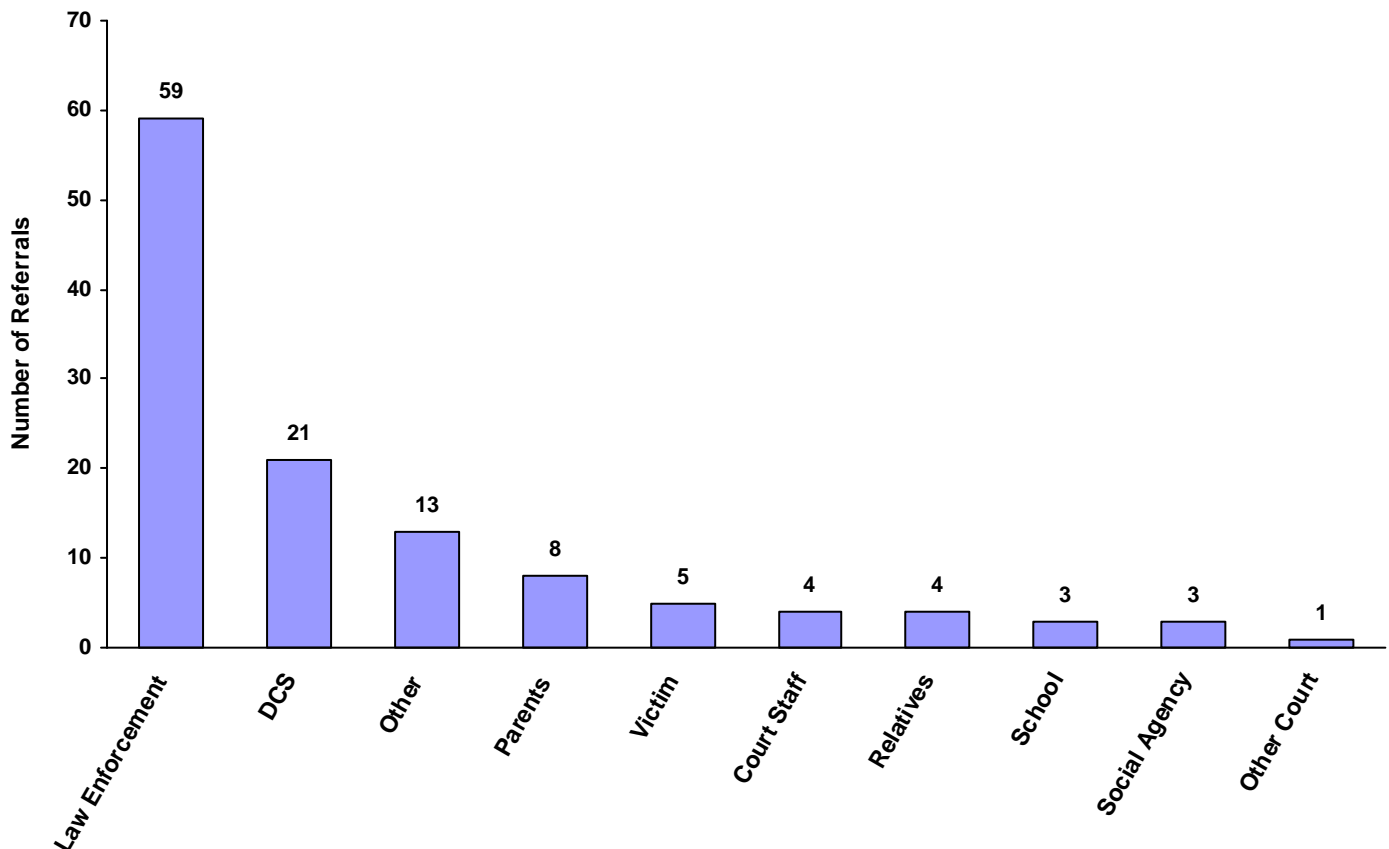
| Sex | Race | Referral Type | Referral Reason | Total |
|------------|------------------|------------------------|-----------------------------|-------------------------|
| Male | White | Delinquent | 1. Vandalism | 10 |
| | | | 2. Theft of Property | 9 |
| | | | 3. Traffic | 9 |
| | | | 4. Assault | 4 |
| | | Status | 1. Violation of Curfew | 5 |
| | | | 2. Unruly Behavior | 4 |
| | | | 3. In-State Runaway | 2 |
| | | | 4. Truancy | 1 |
| | | Dependency and Neglect | 1. Dependency / Neglect | 7 |
| | | | Special Proceedings | 4 |
| | | Special Proceedings | 1. Judicial Review | 4 |
| | | | 2. Paternity / Legitimation | 3 |
| | | | 3. Child Support | 2 |
| | | | 4. Visitation | 1 |
| Other | 1. Other | 8 | | |
| | | | | |
| Male | African American | Delinquent | 1. Assault | 2 |
| | | | 2. Burglary | 2 |
| | | | 3. Theft of Property | 1 |
| | | | 4. Vandalism | 1 |
| | | Status | 1. Unruly Behavior | 1 |
| | | | Dependency and Neglect | 1 |
| | | Special Proceedings | 1. Child Support | 1 |
| Male | Other Race | Delinquent | 1. Theft of Property | 1 |
| | | | 2. Vandalism | 1 |
| | | Special Proceedings | 1. Judicial Review | 1 |
| Female | White | Delinquent | 1. Aggravated Burglary | 2 |
| | | | 2. Vandalism | 1 |
| | | | 3. Worthless Checks | 1 |
| | | | 4. Traffic | 1 |
| | | Status | 1. Unruly Behavior | 1 |
| | | | Dependency and Neglect | 1. Dependency / Neglect |
| | | Special Proceedings | 1. Visitation | 2 |
| | | | 2. Administrative Review | 1 |
| | | | 3. Child Support | 1 |
| | | | 4. Custody | 1 |
| Other | 1. Other | 2 | | |
| | | | | |
| Female | African American | Delinquent | 1. Theft of Property | 1 |
| Unknown | Unknown | Dependency and Neglect | 1. Dependency / Neglect | 4 |
| | | Other | 1. Other | 5 |

**TENNESSEE COUNCIL OF JUVENILE AND FAMILY COURT JUDGES
2008 PERRY COUNTY JUVENILE COURT STATISTICAL DATA**

Source of Referrals by Race and Sex for CY 2008

| | White Male | African American Male | Other Race Male | White Female | African American Female | Other Race Female | Unknown Race or Sex | Total | % of Total Referrals |
|----------------------------|------------|-----------------------|-----------------|--------------|-------------------------|-------------------|---------------------|------------|----------------------|
| Law Enforcement | 44 | 6 | 2 | 6 | 1 | 0 | 0 | 59 | 48.76% |
| Parents | 4 | 1 | 0 | 3 | 0 | 0 | 0 | 8 | 6.61% |
| Relatives | 0 | 0 | 0 | 0 | 0 | 0 | 4 | 4 | 3.31% |
| Self | 0 | 0 | 0 | 0 | 0 | 0 | 0 | 0 | 0.00% |
| School | 3 | 0 | 0 | 0 | 0 | 0 | 0 | 3 | 2.48% |
| CSA | 0 | 0 | 0 | 0 | 0 | 0 | 0 | 0 | 0.00% |
| DCS | 13 | 2 | 0 | 6 | 0 | 0 | 0 | 21 | 17.36% |
| Other State Department | 0 | 0 | 0 | 0 | 0 | 0 | 0 | 0 | 0.00% |
| District Attorney's Office | 0 | 0 | 0 | 0 | 0 | 0 | 0 | 0 | 0.00% |
| Court Staff | 2 | 0 | 1 | 0 | 0 | 0 | 1 | 4 | 3.31% |
| Social Agency | 3 | 0 | 0 | 0 | 0 | 0 | 0 | 3 | 2.48% |
| Other Court | 0 | 0 | 0 | 1 | 0 | 0 | 0 | 1 | 0.83% |
| Victim | 4 | 1 | 0 | 0 | 0 | 0 | 0 | 5 | 4.13% |
| Child & Parent | 0 | 0 | 0 | 0 | 0 | 0 | 0 | 0 | 0.00% |
| Hospital | 0 | 0 | 0 | 0 | 0 | 0 | 0 | 0 | 0.00% |
| Unknown | 0 | 0 | 0 | 0 | 0 | 0 | 0 | 0 | 0.00% |
| Other | 7 | 0 | 0 | 2 | 0 | 0 | 4 | 13 | 10.74% |
| Totals | 80 | 10 | 3 | 18 | 1 | 0 | 9 | 121 | |

Total Source of Referrals



**TENNESSEE COUNCIL OF JUVENILE AND FAMILY COURT JUDGES
2008 PERRY COUNTY JUVENILE COURT STATISTICAL DATA**

Six Most Frequent Referral Reasons by Source, Race and Sex for CY 2008

| | White Male | African American Male | Other Race Male | White Female | African American Female | Other Race Female | Unknown Race or Sex | Total |
|---|------------|-----------------------|-----------------|--------------|-------------------------|-------------------|---------------------|-------|
| <u>Law Enforcement</u> | | | | | | | | |
| 1. Vandalism | 9 | 1 | 1 | 1 | 0 | 0 | 0 | 12 |
| 2. Theft of Property | 8 | 1 | 1 | 0 | 1 | 0 | 0 | 11 |
| 3. Traffic | 9 | 0 | 0 | 1 | 0 | 0 | 0 | 10 |
| 4. Aggravated Burglary | 3 | 0 | 0 | 2 | 0 | 0 | 0 | 5 |
| 5. Violation of Curfew | 5 | 0 | 0 | 0 | 0 | 0 | 0 | 5 |
| 6. Assault | 2 | 1 | 0 | 1 | 0 | 0 | 0 | 4 |
| <u>Parents</u> | | | | | | | | |
| 1. Child Support | 2 | 0 | 0 | 1 | 0 | 0 | 0 | 3 |
| 2. Dependency / Neglect | 2 | 0 | 0 | 0 | 0 | 0 | 0 | 2 |
| 3. Unruly Behavior | 0 | 1 | 0 | 1 | 0 | 0 | 0 | 2 |
| 4. Paternity / Legitimation | 0 | 0 | 0 | 1 | 0 | 0 | 0 | 1 |
| 5. NO REFERRAL SUBMITTED | 0 | 0 | 0 | 0 | 0 | 0 | 0 | 0 |
| <u>Relatives</u> | | | | | | | | |
| 1. Dependency / Neglect | 0 | 0 | 0 | 0 | 0 | 0 | 4 | 4 |
| 2. NO REFERRAL SUBMITTED | 0 | 0 | 0 | 0 | 0 | 0 | 0 | 0 |
| <u>Self</u> | | | | | | | | |
| 1. NO REFERRAL SUBMITTED | 0 | 0 | 0 | 0 | 0 | 0 | 0 | 0 |
| <u>School</u> | | | | | | | | |
| 1. Assault | 1 | 0 | 0 | 0 | 0 | 0 | 0 | 1 |
| 2. Truancy | 1 | 0 | 0 | 0 | 0 | 0 | 0 | 1 |
| 3. Unruly Behavior | 1 | 0 | 0 | 0 | 0 | 0 | 0 | 1 |
| 4. NO REFERRAL SUBMITTED | 0 | 0 | 0 | 0 | 0 | 0 | 0 | 0 |
| <u>Community Service Agencies</u> | | | | | | | | |
| 1. NO REFERRAL SUBMITTED | 0 | 0 | 0 | 0 | 0 | 0 | 0 | 0 |
| <u>Department of Children's Services</u> | | | | | | | | |
| 1. Dependency / Neglect | 5 | 1 | 0 | 1 | 0 | 0 | 0 | 7 |
| 2. Judicial Review | 2 | 0 | 0 | 1 | 0 | 0 | 0 | 3 |
| 3. Paternity / Legitimation | 3 | 0 | 0 | 0 | 0 | 0 | 0 | 3 |
| 4. Visitation | 1 | 0 | 0 | 2 | 0 | 0 | 0 | 3 |
| 5. Other | 1 | 0 | 0 | 1 | 0 | 0 | 0 | 2 |
| 6. Administrative Review | 0 | 0 | 0 | 1 | 0 | 0 | 0 | 1 |
| <u>Other State Department</u> | | | | | | | | |
| 1. NO REFERRAL SUBMITTED | 0 | 0 | 0 | 0 | 0 | 0 | 0 | 0 |
| <u>District Attorney's Office</u> | | | | | | | | |
| 1. NO REFERRAL SUBMITTED | 0 | 0 | 0 | 0 | 0 | 0 | 0 | 0 |

**TENNESSEE COUNCIL OF JUVENILE AND FAMILY COURT JUDGES
2008 PERRY COUNTY JUVENILE COURT STATISTICAL DATA**

Six Most Frequent Referral Reasons by Source, Race and Sex for CY 2008

| | White Male | African American Male | Other Race Male | White Female | African American Female | Other Race Female | Unknown Race or Sex | Total |
|----------------------------------|------------|-----------------------|-----------------|--------------|-------------------------|-------------------|---------------------|-------|
| <u>Court Staff</u> | | | | | | | | |
| 1. Judicial Review | 2 | 0 | 1 | 0 | 0 | 0 | 0 | 3 |
| 2. Other | 0 | 0 | 0 | 0 | 0 | 0 | 1 | 1 |
| 3. NO REFERRAL SUBMITTED | 0 | 0 | 0 | 0 | 0 | 0 | 0 | 0 |
| <u>Social Agency</u> | | | | | | | | |
| 1. Unruly Behavior | 3 | 0 | 0 | 0 | 0 | 0 | 0 | 3 |
| 2. NO REFERRAL SUBMITTED | 0 | 0 | 0 | 0 | 0 | 0 | 0 | 0 |
| <u>Other Court</u> | | | | | | | | |
| 1. Driving Under Influence (DUI) | 0 | 0 | 0 | 1 | 0 | 0 | 0 | 1 |
| 2. NO REFERRAL SUBMITTED | 0 | 0 | 0 | 0 | 0 | 0 | 0 | 0 |
| <u>Victim</u> | | | | | | | | |
| 1. Assault | 1 | 1 | 0 | 0 | 0 | 0 | 0 | 2 |
| 2. Aggravated Sexual Battery | 1 | 0 | 0 | 0 | 0 | 0 | 0 | 1 |
| 3. Theft of Property | 1 | 0 | 0 | 0 | 0 | 0 | 0 | 1 |
| 4. Vandalism | 1 | 0 | 0 | 0 | 0 | 0 | 0 | 1 |
| 5. NO REFERRAL SUBMITTED | 0 | 0 | 0 | 0 | 0 | 0 | 0 | 0 |
| <u>Child & Parent</u> | | | | | | | | |
| 1. NO REFERRAL SUBMITTED | 0 | 0 | 0 | 0 | 0 | 0 | 0 | 0 |
| <u>Hospital</u> | | | | | | | | |
| 1. NO REFERRAL SUBMITTED | 0 | 0 | 0 | 0 | 0 | 0 | 0 | 0 |
| <u>Unknown</u> | | | | | | | | |
| 1. NO REFERRAL SUBMITTED | 0 | 0 | 0 | 0 | 0 | 0 | 0 | 0 |
| <u>Other</u> | | | | | | | | |
| 1. Other | 5 | 0 | 0 | 1 | 0 | 0 | 4 | 10 |
| 2. In-State Runaway | 2 | 0 | 0 | 0 | 0 | 0 | 0 | 2 |
| 3. Custody | 0 | 0 | 0 | 1 | 0 | 0 | 0 | 1 |
| 4. NO REFERRAL SUBMITTED | 0 | 0 | 0 | 0 | 0 | 0 | 0 | 0 |

**TENNESSEE COUNCIL OF JUVENILE AND FAMILY COURT JUDGES
2008 PERRY COUNTY JUVENILE COURT STATISTICAL DATA**

Source of Referrals by Type of Offense, Race and Sex for CY 2008

| | White Male | African American Male | Other Race Male | White Female | African American Female | Other Race Female | Unknown Race or Sex | Total |
|----------------------------|------------|-----------------------|-----------------|--------------|-------------------------|-------------------|---------------------|-----------|
| <u>Delinquent</u> | | | | | | | | |
| Law Enforcement | 37 | 6 | 2 | 6 | 1 | 0 | 0 | 52 |
| Victim | 4 | 1 | 0 | 0 | 0 | 0 | 0 | 5 |
| DCS | 1 | 0 | 0 | 0 | 0 | 0 | 0 | 1 |
| Other Court | 0 | 0 | 0 | 1 | 0 | 0 | 0 | 1 |
| School | 1 | 0 | 0 | 0 | 0 | 0 | 0 | 1 |
| Child & Parent | 0 | 0 | 0 | 0 | 0 | 0 | 0 | 0 |
| Court Staff | 0 | 0 | 0 | 0 | 0 | 0 | 0 | 0 |
| CSA | 0 | 0 | 0 | 0 | 0 | 0 | 0 | 0 |
| District Attorney's Office | 0 | 0 | 0 | 0 | 0 | 0 | 0 | 0 |
| Hospital | 0 | 0 | 0 | 0 | 0 | 0 | 0 | 0 |
| Other | 0 | 0 | 0 | 0 | 0 | 0 | 0 | 0 |
| Other State Department | 0 | 0 | 0 | 0 | 0 | 0 | 0 | 0 |
| Parents | 0 | 0 | 0 | 0 | 0 | 0 | 0 | 0 |
| Relatives | 0 | 0 | 0 | 0 | 0 | 0 | 0 | 0 |
| Self | 0 | 0 | 0 | 0 | 0 | 0 | 0 | 0 |
| Social Agency | 0 | 0 | 0 | 0 | 0 | 0 | 0 | 0 |
| Unknown | 0 | 0 | 0 | 0 | 0 | 0 | 0 | 0 |
| Totals | 43 | 7 | 2 | 7 | 1 | 0 | 0 | 60 |

| | White Male | African American Male | Other Race Male | White Female | African American Female | Other Race Female | Unknown Race or Sex | Total |
|-----------------------------|------------|-----------------------|-----------------|--------------|-------------------------|-------------------|---------------------|-----------|
| <u>Status/Unruly</u> | | | | | | | | |
| Law Enforcement | 5 | 0 | 0 | 0 | 0 | 0 | 0 | 5 |
| Social Agency | 3 | 0 | 0 | 0 | 0 | 0 | 0 | 3 |
| Other | 2 | 0 | 0 | 0 | 0 | 0 | 0 | 2 |
| Parents | 0 | 1 | 0 | 1 | 0 | 0 | 0 | 2 |
| School | 2 | 0 | 0 | 0 | 0 | 0 | 0 | 2 |
| Child & Parent | 0 | 0 | 0 | 0 | 0 | 0 | 0 | 0 |
| Court Staff | 0 | 0 | 0 | 0 | 0 | 0 | 0 | 0 |
| CSA | 0 | 0 | 0 | 0 | 0 | 0 | 0 | 0 |
| DCS | 0 | 0 | 0 | 0 | 0 | 0 | 0 | 0 |
| District Attorney's Office | 0 | 0 | 0 | 0 | 0 | 0 | 0 | 0 |
| Hospital | 0 | 0 | 0 | 0 | 0 | 0 | 0 | 0 |
| Other Court | 0 | 0 | 0 | 0 | 0 | 0 | 0 | 0 |
| Other State Department | 0 | 0 | 0 | 0 | 0 | 0 | 0 | 0 |
| Relatives | 0 | 0 | 0 | 0 | 0 | 0 | 0 | 0 |
| Self | 0 | 0 | 0 | 0 | 0 | 0 | 0 | 0 |
| Unknown | 0 | 0 | 0 | 0 | 0 | 0 | 0 | 0 |
| Victim | 0 | 0 | 0 | 0 | 0 | 0 | 0 | 0 |
| Totals | 12 | 1 | 0 | 1 | 0 | 0 | 0 | 14 |

**TENNESSEE COUNCIL OF JUVENILE AND FAMILY COURT JUDGES
2008 PERRY COUNTY JUVENILE COURT STATISTICAL DATA**

Source of Referrals by Type of Offense, Race and Sex for CY 2008

| | White Male | African American Male | Other Race Male | White Female | African American Female | Other Race Female | Unknown Race or Sex | Total |
|--------------------------------------|------------|-----------------------|-----------------|--------------|-------------------------|-------------------|---------------------|-----------|
| <u>Dependency and Neglect</u> | | | | | | | | |
| DCS | 5 | 1 | 0 | 1 | 0 | 0 | 0 | 7 |
| Relatives | 0 | 0 | 0 | 0 | 0 | 0 | 4 | 4 |
| Parents | 2 | 0 | 0 | 0 | 0 | 0 | 0 | 2 |
| Child & Parent | 0 | 0 | 0 | 0 | 0 | 0 | 0 | 0 |
| Court Staff | 0 | 0 | 0 | 0 | 0 | 0 | 0 | 0 |
| CSA | 0 | 0 | 0 | 0 | 0 | 0 | 0 | 0 |
| District Attorney's Office | 0 | 0 | 0 | 0 | 0 | 0 | 0 | 0 |
| Hospital | 0 | 0 | 0 | 0 | 0 | 0 | 0 | 0 |
| Law Enforcement | 0 | 0 | 0 | 0 | 0 | 0 | 0 | 0 |
| Other | 0 | 0 | 0 | 0 | 0 | 0 | 0 | 0 |
| Other Court | 0 | 0 | 0 | 0 | 0 | 0 | 0 | 0 |
| Other State Department | 0 | 0 | 0 | 0 | 0 | 0 | 0 | 0 |
| School | 0 | 0 | 0 | 0 | 0 | 0 | 0 | 0 |
| Self | 0 | 0 | 0 | 0 | 0 | 0 | 0 | 0 |
| Social Agency | 0 | 0 | 0 | 0 | 0 | 0 | 0 | 0 |
| Unknown | 0 | 0 | 0 | 0 | 0 | 0 | 0 | 0 |
| Victim | 0 | 0 | 0 | 0 | 0 | 0 | 0 | 0 |
| Totals | 7 | 1 | 0 | 1 | 0 | 0 | 4 | 13 |

| | | | | | | | | |
|--------------------------------|----------|----------|----------|----------|----------|----------|----------|----------|
| <u>Other Violations</u> | | | | | | | | |
| Child & Parent | 0 | 0 | 0 | 0 | 0 | 0 | 0 | 0 |
| Court Staff | 0 | 0 | 0 | 0 | 0 | 0 | 0 | 0 |
| CSA | 0 | 0 | 0 | 0 | 0 | 0 | 0 | 0 |
| DCS | 0 | 0 | 0 | 0 | 0 | 0 | 0 | 0 |
| District Attorney's Office | 0 | 0 | 0 | 0 | 0 | 0 | 0 | 0 |
| Hospital | 0 | 0 | 0 | 0 | 0 | 0 | 0 | 0 |
| Law Enforcement | 0 | 0 | 0 | 0 | 0 | 0 | 0 | 0 |
| Other | 0 | 0 | 0 | 0 | 0 | 0 | 0 | 0 |
| Other Court | 0 | 0 | 0 | 0 | 0 | 0 | 0 | 0 |
| Other State Department | 0 | 0 | 0 | 0 | 0 | 0 | 0 | 0 |
| Parents | 0 | 0 | 0 | 0 | 0 | 0 | 0 | 0 |
| Relatives | 0 | 0 | 0 | 0 | 0 | 0 | 0 | 0 |
| School | 0 | 0 | 0 | 0 | 0 | 0 | 0 | 0 |
| Self | 0 | 0 | 0 | 0 | 0 | 0 | 0 | 0 |
| Social Agency | 0 | 0 | 0 | 0 | 0 | 0 | 0 | 0 |
| Unknown | 0 | 0 | 0 | 0 | 0 | 0 | 0 | 0 |
| Victim | 0 | 0 | 0 | 0 | 0 | 0 | 0 | 0 |
| Totals | 0 | 0 | 0 | 0 | 0 | 0 | 0 | 0 |

**TENNESSEE COUNCIL OF JUVENILE AND FAMILY COURT JUDGES
2008 PERRY COUNTY JUVENILE COURT STATISTICAL DATA**

Source of Referrals by Type of Offense, Race and Sex for CY 2008

| | White Male | African American Male | Other Race Male | White Female | African American Female | Other Race Female | Unknown Race or Sex | Total |
|-----------------------------------|------------|-----------------------|-----------------|--------------|-------------------------|-------------------|---------------------|------------|
| <u>Special Proceedings</u> | | | | | | | | |
| DCS | 6 | 1 | 0 | 4 | 0 | 0 | 0 | 11 |
| Parents | 2 | 0 | 0 | 2 | 0 | 0 | 0 | 4 |
| Court Staff | 2 | 0 | 1 | 0 | 0 | 0 | 0 | 3 |
| Other | 0 | 0 | 0 | 1 | 0 | 0 | 0 | 1 |
| Child & Parent | 0 | 0 | 0 | 0 | 0 | 0 | 0 | 0 |
| CSA | 0 | 0 | 0 | 0 | 0 | 0 | 0 | 0 |
| District Attorney's Office | 0 | 0 | 0 | 0 | 0 | 0 | 0 | 0 |
| Hospital | 0 | 0 | 0 | 0 | 0 | 0 | 0 | 0 |
| Law Enforcement | 0 | 0 | 0 | 0 | 0 | 0 | 0 | 0 |
| Other Court | 0 | 0 | 0 | 0 | 0 | 0 | 0 | 0 |
| Other State Department | 0 | 0 | 0 | 0 | 0 | 0 | 0 | 0 |
| Relatives | 0 | 0 | 0 | 0 | 0 | 0 | 0 | 0 |
| School | 0 | 0 | 0 | 0 | 0 | 0 | 0 | 0 |
| Self | 0 | 0 | 0 | 0 | 0 | 0 | 0 | 0 |
| Social Agency | 0 | 0 | 0 | 0 | 0 | 0 | 0 | 0 |
| Unknown | 0 | 0 | 0 | 0 | 0 | 0 | 0 | 0 |
| Victim | 0 | 0 | 0 | 0 | 0 | 0 | 0 | 0 |
| Totals | 10 | 1 | 1 | 7 | 0 | 0 | 0 | 19 |
| <u>Other</u> | | | | | | | | |
| Other | 5 | 0 | 0 | 1 | 0 | 0 | 4 | 10 |
| DCS | 1 | 0 | 0 | 1 | 0 | 0 | 0 | 2 |
| Law Enforcement | 2 | 0 | 0 | 0 | 0 | 0 | 0 | 2 |
| Court Staff | 0 | 0 | 0 | 0 | 0 | 0 | 1 | 1 |
| Child & Parent | 0 | 0 | 0 | 0 | 0 | 0 | 0 | 0 |
| CSA | 0 | 0 | 0 | 0 | 0 | 0 | 0 | 0 |
| District Attorney's Office | 0 | 0 | 0 | 0 | 0 | 0 | 0 | 0 |
| Hospital | 0 | 0 | 0 | 0 | 0 | 0 | 0 | 0 |
| Other Court | 0 | 0 | 0 | 0 | 0 | 0 | 0 | 0 |
| Other State Department | 0 | 0 | 0 | 0 | 0 | 0 | 0 | 0 |
| Parents | 0 | 0 | 0 | 0 | 0 | 0 | 0 | 0 |
| Relatives | 0 | 0 | 0 | 0 | 0 | 0 | 0 | 0 |
| School | 0 | 0 | 0 | 0 | 0 | 0 | 0 | 0 |
| Self | 0 | 0 | 0 | 0 | 0 | 0 | 0 | 0 |
| Social Agency | 0 | 0 | 0 | 0 | 0 | 0 | 0 | 0 |
| Unknown | 0 | 0 | 0 | 0 | 0 | 0 | 0 | 0 |
| Victim | 0 | 0 | 0 | 0 | 0 | 0 | 0 | 0 |
| Totals | 8 | 0 | 0 | 2 | 0 | 0 | 5 | 15 |
| All Referral Source Totals | 80 | 10 | 3 | 18 | 1 | 0 | 9 | 121 |

**TENNESSEE COUNCIL OF JUVENILE AND FAMILY COURT JUDGES
2008 PERRY COUNTY JUVENILE COURT STATISTICAL DATA**

**Children Referred for Unlawful Carrying/Possession of a Weapon for CY 2008
Total Children = 105**

| | White Male | African American Male | Other Race Male | White Female | African American Female | Other Race Female | Unknown Race or Sex | Total | % of All Children Referred |
|-----------------|------------|-----------------------|-----------------|--------------|-------------------------|-------------------|---------------------|----------|----------------------------|
| Age Under 1 | 0 | 0 | 0 | 0 | 0 | 0 | 0 | 0 | 0.00% |
| Age 1 | 0 | 0 | 0 | 0 | 0 | 0 | 0 | 0 | 0.00% |
| Age 2 | 0 | 0 | 0 | 0 | 0 | 0 | 0 | 0 | 0.00% |
| Age 3 | 0 | 0 | 0 | 0 | 0 | 0 | 0 | 0 | 0.00% |
| Age 4 | 0 | 0 | 0 | 0 | 0 | 0 | 0 | 0 | 0.00% |
| Age 5 | 0 | 0 | 0 | 0 | 0 | 0 | 0 | 0 | 0.00% |
| Age 6 | 0 | 0 | 0 | 0 | 0 | 0 | 0 | 0 | 0.00% |
| Age 7 | 0 | 0 | 0 | 0 | 0 | 0 | 0 | 0 | 0.00% |
| Age 8 | 0 | 0 | 0 | 0 | 0 | 0 | 0 | 0 | 0.00% |
| Age 9 | 0 | 0 | 0 | 0 | 0 | 0 | 0 | 0 | 0.00% |
| Age 10 | 0 | 0 | 0 | 0 | 0 | 0 | 0 | 0 | 0.00% |
| Age 11 | 0 | 0 | 0 | 0 | 0 | 0 | 0 | 0 | 0.00% |
| Age 12 | 0 | 0 | 0 | 0 | 0 | 0 | 0 | 0 | 0.00% |
| Age 13 | 0 | 0 | 0 | 0 | 0 | 0 | 0 | 0 | 0.00% |
| Age 14 | 0 | 0 | 0 | 0 | 0 | 0 | 0 | 0 | 0.00% |
| Age 15 | 0 | 0 | 0 | 0 | 0 | 0 | 0 | 0 | 0.00% |
| Age 16 | 0 | 0 | 0 | 0 | 0 | 0 | 0 | 0 | 0.00% |
| Age 17 | 0 | 0 | 0 | 0 | 0 | 0 | 0 | 0 | 0.00% |
| Age 18 | 0 | 0 | 0 | 0 | 0 | 0 | 0 | 0 | 0.00% |
| Age 19 and Over | 0 | 0 | 0 | 0 | 0 | 0 | 0 | 0 | 0.00% |
| Totals | 0 | 0 | 0 | 0 | 0 | 0 | 0 | 0 | |

Total Children Referred for Unlawfully Carrying/Possessing Weapons

**TENNESSEE COUNCIL OF JUVENILE AND FAMILY COURT JUDGES
2008 PERRY COUNTY JUVENILE COURT STATISTICAL DATA**

Children Referred for Carrying Weapons on School Property for CY 2008

Total Children = 105

| | White Male | African American Male | Other Race Male | White Female | African American Female | Other Race Female | Unknown Race or Sex | Total | % of Children Referred |
|-----------------|-----------------------|--------------------------------------|--------------------------------|-------------------------|--|----------------------------------|------------------------------------|--------------|---------------------------------------|
| Age Under 1 | 0 | 0 | 0 | 0 | 0 | 0 | 0 | 0 | 0.00% |
| Age 1 | 0 | 0 | 0 | 0 | 0 | 0 | 0 | 0 | 0.00% |
| Age 2 | 0 | 0 | 0 | 0 | 0 | 0 | 0 | 0 | 0.00% |
| Age 3 | 0 | 0 | 0 | 0 | 0 | 0 | 0 | 0 | 0.00% |
| Age 4 | 0 | 0 | 0 | 0 | 0 | 0 | 0 | 0 | 0.00% |
| Age 5 | 0 | 0 | 0 | 0 | 0 | 0 | 0 | 0 | 0.00% |
| Age 6 | 0 | 0 | 0 | 0 | 0 | 0 | 0 | 0 | 0.00% |
| Age 7 | 0 | 0 | 0 | 0 | 0 | 0 | 0 | 0 | 0.00% |
| Age 8 | 0 | 0 | 0 | 0 | 0 | 0 | 0 | 0 | 0.00% |
| Age 9 | 0 | 0 | 0 | 0 | 0 | 0 | 0 | 0 | 0.00% |
| Age 10 | 0 | 0 | 0 | 0 | 0 | 0 | 0 | 0 | 0.00% |
| Age 11 | 0 | 0 | 0 | 0 | 0 | 0 | 0 | 0 | 0.00% |
| Age 12 | 0 | 0 | 0 | 0 | 0 | 0 | 0 | 0 | 0.00% |
| Age 13 | 0 | 0 | 0 | 0 | 0 | 0 | 0 | 0 | 0.00% |
| Age 14 | 0 | 0 | 0 | 0 | 0 | 0 | 0 | 0 | 0.00% |
| Age 15 | 0 | 0 | 0 | 0 | 0 | 0 | 0 | 0 | 0.00% |
| Age 16 | 0 | 0 | 0 | 0 | 0 | 0 | 0 | 0 | 0.00% |
| Age 17 | 0 | 0 | 0 | 0 | 0 | 0 | 0 | 0 | 0.00% |
| Age 18 | 0 | 0 | 0 | 0 | 0 | 0 | 0 | 0 | 0.00% |
| Age 19 and Over | 0 | 0 | 0 | 0 | 0 | 0 | 0 | 0 | 0.00% |
| Totals | 0 | 0 | 0 | 0 | 0 | 0 | 0 | 0 | |

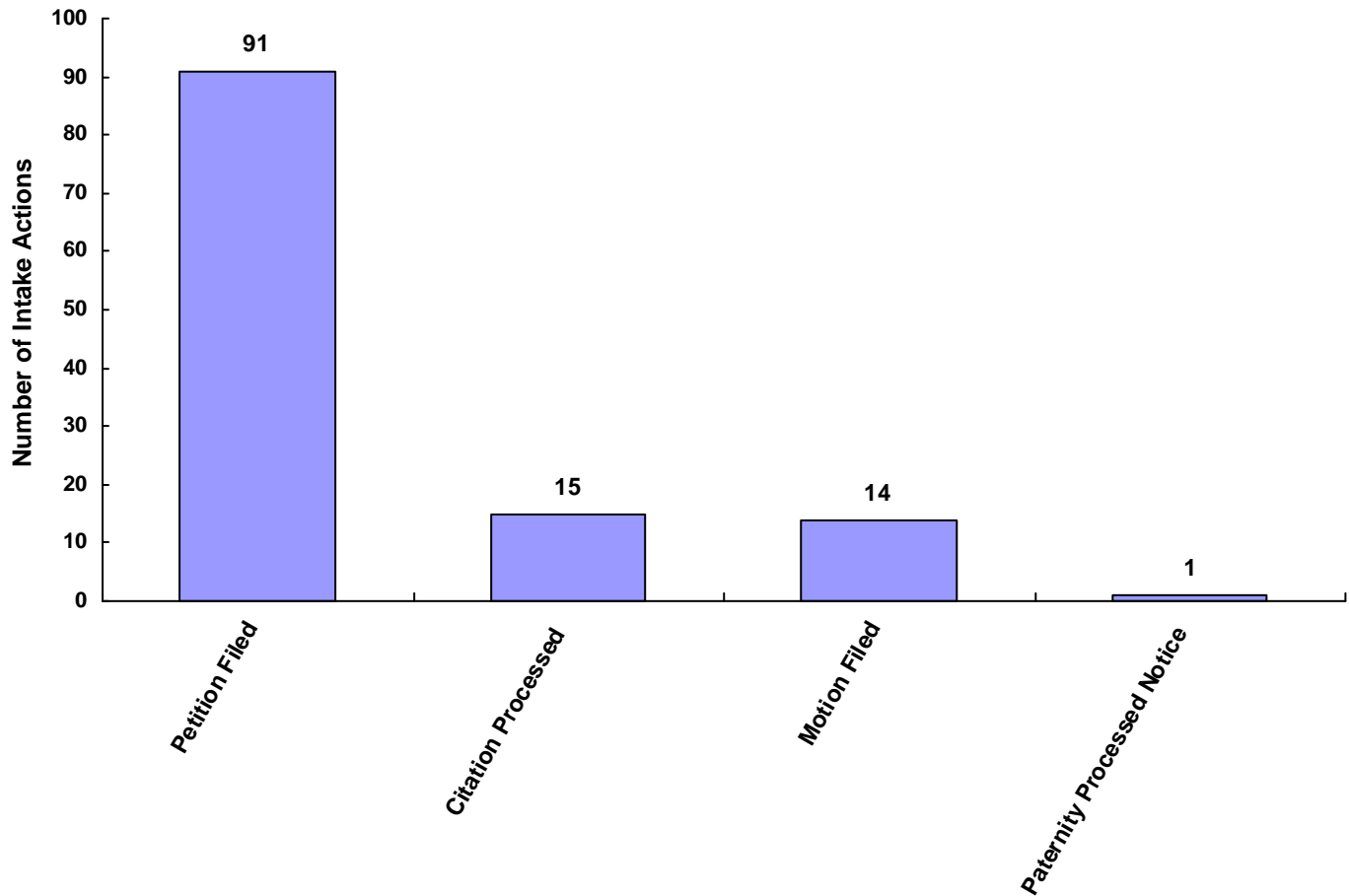
Total Children Referred for Carrying Weapons on School Property

**TENNESSEE COUNCIL OF JUVENILE AND FAMILY COURT JUDGES
2008 PERRY COUNTY JUVENILE COURT STATISTICAL DATA**

Intake Actions at Referral by Race and Sex for CY 2008

| | White Male | African American Male | Other Race Male | White Female | African American Female | Other Race Female | Unknown Race or Sex | Total | % of Total Referrals |
|-----------------------------|------------|-----------------------|-----------------|--------------|-------------------------|-------------------|---------------------|------------|----------------------|
| Petition Filed | 59 | 9 | 3 | 15 | 1 | 0 | 4 | 91 | 75.21% |
| Motion Filed | 6 | 1 | 0 | 2 | 0 | 0 | 5 | 14 | 11.57% |
| Citation Processed | 14 | 0 | 0 | 1 | 0 | 0 | 0 | 15 | 12.40% |
| Paternity Processed Notice | 1 | 0 | 0 | 0 | 0 | 0 | 0 | 1 | 0.83% |
| Schedule Judicial Review | 0 | 0 | 0 | 0 | 0 | 0 | 0 | 0 | 0.00% |
| Schedule Admin Review | 0 | 0 | 0 | 0 | 0 | 0 | 0 | 0 | 0.00% |
| Schedule Foster Care Review | 0 | 0 | 0 | 0 | 0 | 0 | 0 | 0 | 0.00% |
| Unknown | 0 | 0 | 0 | 0 | 0 | 0 | 0 | 0 | 0.00% |
| Does Not Apply | 0 | 0 | 0 | 0 | 0 | 0 | 0 | 0 | 0.00% |
| Other | 0 | 0 | 0 | 0 | 0 | 0 | 0 | 0 | 0.00% |
| Totals | 80 | 10 | 3 | 18 | 1 | 0 | 9 | 121 | |

Total Intake Actions at Referral



**TENNESSEE COUNCIL OF JUVENILE AND FAMILY COURT JUDGES
2008 PERRY COUNTY JUVENILE COURT STATISTICAL DATA**

Intake Actions of Referrals by Class of Offense, Race and Sex for CY 2008

| | White Male | African American Male | Other Race Male | White Female | African American Female | Other Race Female | Unknown Race or Sex | Total |
|--|------------|-----------------------|-----------------|--------------|-------------------------|-------------------|---------------------|----------|
| <u>Offenses Against Persons</u> | | | | | | | | |
| Petition Filed | 5 | 3 | 0 | 1 | 0 | 0 | 0 | 9 |
| Motion Filed | 0 | 0 | 0 | 0 | 0 | 0 | 0 | 0 |
| Citation Processed | 0 | 0 | 0 | 0 | 0 | 0 | 0 | 0 |
| Notification of Paternity Processed | 0 | 0 | 0 | 0 | 0 | 0 | 0 | 0 |
| Scheduling of Judicial Review | 0 | 0 | 0 | 0 | 0 | 0 | 0 | 0 |
| Scheduling of Administrative Review | 0 | 0 | 0 | 0 | 0 | 0 | 0 | 0 |
| Scheduling of Foster Care Review | 0 | 0 | 0 | 0 | 0 | 0 | 0 | 0 |
| Unknown | 0 | 0 | 0 | 0 | 0 | 0 | 0 | 0 |
| Does Not Apply | 0 | 0 | 0 | 0 | 0 | 0 | 0 | 0 |
| Other | 0 | 0 | 0 | 0 | 0 | 0 | 0 | 0 |
| Totals | 5 | 3 | 0 | 1 | 0 | 0 | 0 | 9 |

| | | | | | | | | |
|---|-----------|----------|----------|----------|----------|----------|----------|-----------|
| <u>Offenses Against Property</u> | | | | | | | | |
| Petition Filed | 25 | 4 | 2 | 4 | 1 | 0 | 0 | 36 |
| Motion Filed | 0 | 0 | 0 | 0 | 0 | 0 | 0 | 0 |
| Citation Processed | 0 | 0 | 0 | 0 | 0 | 0 | 0 | 0 |
| Notification of Paternity Processed | 0 | 0 | 0 | 0 | 0 | 0 | 0 | 0 |
| Scheduling of Judicial Review | 0 | 0 | 0 | 0 | 0 | 0 | 0 | 0 |
| Scheduling of Administrative Review | 0 | 0 | 0 | 0 | 0 | 0 | 0 | 0 |
| Scheduling of Foster Care Review | 0 | 0 | 0 | 0 | 0 | 0 | 0 | 0 |
| Unknown | 0 | 0 | 0 | 0 | 0 | 0 | 0 | 0 |
| Does Not Apply | 0 | 0 | 0 | 0 | 0 | 0 | 0 | 0 |
| Other | 0 | 0 | 0 | 0 | 0 | 0 | 0 | 0 |
| Totals | 25 | 4 | 2 | 4 | 1 | 0 | 0 | 36 |

| | | | | | | | | |
|-------------------------------------|-----------|----------|----------|----------|----------|----------|----------|-----------|
| <u>Illegal Conduct</u> | | | | | | | | |
| Citation Processed | 8 | 0 | 0 | 1 | 0 | 0 | 0 | 9 |
| Petition Filed | 5 | 0 | 0 | 0 | 0 | 0 | 0 | 5 |
| Motion Filed | 0 | 0 | 0 | 1 | 0 | 0 | 0 | 1 |
| Notification of Paternity Processed | 0 | 0 | 0 | 0 | 0 | 0 | 0 | 0 |
| Scheduling of Judicial Review | 0 | 0 | 0 | 0 | 0 | 0 | 0 | 0 |
| Scheduling of Administrative Review | 0 | 0 | 0 | 0 | 0 | 0 | 0 | 0 |
| Scheduling of Foster Care Review | 0 | 0 | 0 | 0 | 0 | 0 | 0 | 0 |
| Unknown | 0 | 0 | 0 | 0 | 0 | 0 | 0 | 0 |
| Does Not Apply | 0 | 0 | 0 | 0 | 0 | 0 | 0 | 0 |
| Other | 0 | 0 | 0 | 0 | 0 | 0 | 0 | 0 |
| Totals | 13 | 0 | 0 | 2 | 0 | 0 | 0 | 15 |

**TENNESSEE COUNCIL OF JUVENILE AND FAMILY COURT JUDGES
2008 PERRY COUNTY JUVENILE COURT STATISTICAL DATA**

Intake Actions of Referrals by Class of Offense, Race and Sex for CY 2008

| | White Male | African American Male | Other Race Male | White Female | African American Female | Other Race Female | Unknown Race or Sex | Total |
|-------------------------------------|------------|-----------------------|-----------------|--------------|-------------------------|-------------------|---------------------|-----------|
| <u>Status Offenses</u> | | | | | | | | |
| Petition Filed | 7 | 1 | 0 | 1 | 0 | 0 | 0 | 9 |
| Citation Processed | 5 | 0 | 0 | 0 | 0 | 0 | 0 | 5 |
| Motion Filed | 0 | 0 | 0 | 0 | 0 | 0 | 0 | 0 |
| Notification of Paternity Processed | 0 | 0 | 0 | 0 | 0 | 0 | 0 | 0 |
| Scheduling of Judicial Review | 0 | 0 | 0 | 0 | 0 | 0 | 0 | 0 |
| Scheduling of Administrative Review | 0 | 0 | 0 | 0 | 0 | 0 | 0 | 0 |
| Scheduling of Foster Care Review | 0 | 0 | 0 | 0 | 0 | 0 | 0 | 0 |
| Unknown | 0 | 0 | 0 | 0 | 0 | 0 | 0 | 0 |
| Does Not Apply | 0 | 0 | 0 | 0 | 0 | 0 | 0 | 0 |
| Other | 0 | 0 | 0 | 0 | 0 | 0 | 0 | 0 |
| Totals | 12 | 1 | 0 | 1 | 0 | 0 | 0 | 14 |

| | | | | | | | | |
|-------------------------------------|----------|----------|----------|----------|----------|----------|----------|-----------|
| <u>Dependency/Neglect</u> | | | | | | | | |
| Petition Filed | 7 | 1 | 0 | 1 | 0 | 0 | 4 | 13 |
| Motion Filed | 0 | 0 | 0 | 0 | 0 | 0 | 0 | 0 |
| Citation Processed | 0 | 0 | 0 | 0 | 0 | 0 | 0 | 0 |
| Notification of Paternity Processed | 0 | 0 | 0 | 0 | 0 | 0 | 0 | 0 |
| Scheduling of Judicial Review | 0 | 0 | 0 | 0 | 0 | 0 | 0 | 0 |
| Scheduling of Administrative Review | 0 | 0 | 0 | 0 | 0 | 0 | 0 | 0 |
| Scheduling of Foster Care Review | 0 | 0 | 0 | 0 | 0 | 0 | 0 | 0 |
| Unknown | 0 | 0 | 0 | 0 | 0 | 0 | 0 | 0 |
| Does Not Apply | 0 | 0 | 0 | 0 | 0 | 0 | 0 | 0 |
| Other | 0 | 0 | 0 | 0 | 0 | 0 | 0 | 0 |
| Totals | 7 | 1 | 0 | 1 | 0 | 0 | 4 | 13 |

| | | | | | | | | |
|---|----------|----------|----------|----------|----------|----------|----------|----------|
| <u>Other Violation Proceedings</u> | | | | | | | | |
| Petition Filed | 0 | 0 | 0 | 0 | 0 | 0 | 0 | 0 |
| Motion Filed | 0 | 0 | 0 | 0 | 0 | 0 | 0 | 0 |
| Citation Processed | 0 | 0 | 0 | 0 | 0 | 0 | 0 | 0 |
| Notification of Paternity Processed | 0 | 0 | 0 | 0 | 0 | 0 | 0 | 0 |
| Scheduling of Judicial Review | 0 | 0 | 0 | 0 | 0 | 0 | 0 | 0 |
| Scheduling of Administrative Review | 0 | 0 | 0 | 0 | 0 | 0 | 0 | 0 |
| Scheduling of Foster Care Review | 0 | 0 | 0 | 0 | 0 | 0 | 0 | 0 |
| Unknown | 0 | 0 | 0 | 0 | 0 | 0 | 0 | 0 |
| Does Not Apply | 0 | 0 | 0 | 0 | 0 | 0 | 0 | 0 |
| Other | 0 | 0 | 0 | 0 | 0 | 0 | 0 | 0 |
| Totals | 0 | 0 | 0 | 0 | 0 | 0 | 0 | 0 |

**TENNESSEE COUNCIL OF JUVENILE AND FAMILY COURT JUDGES
2008 PERRY COUNTY JUVENILE COURT STATISTICAL DATA**

Intake Actions of Referrals by Class of Offense, Race and Sex for CY 2008

| | White Male | African American Male | Other Race Male | White Female | African American Female | Other Race Female | Unknown Race or Sex | Total |
|-------------------------------------|------------|-----------------------|-----------------|--------------|-------------------------|-------------------|---------------------|------------|
| <u>Parentage</u> | | | | | | | | |
| Petition Filed | 6 | 0 | 0 | 5 | 0 | 0 | 0 | 11 |
| Motion Filed | 0 | 1 | 0 | 0 | 0 | 0 | 0 | 1 |
| Citation Processed | 0 | 0 | 0 | 0 | 0 | 0 | 0 | 0 |
| Notification of Paternity Processed | 0 | 0 | 0 | 0 | 0 | 0 | 0 | 0 |
| Scheduling of Judicial Review | 0 | 0 | 0 | 0 | 0 | 0 | 0 | 0 |
| Scheduling of Administrative Review | 0 | 0 | 0 | 0 | 0 | 0 | 0 | 0 |
| Scheduling of Foster Care Review | 0 | 0 | 0 | 0 | 0 | 0 | 0 | 0 |
| Unknown | 0 | 0 | 0 | 0 | 0 | 0 | 0 | 0 |
| Does Not Apply | 0 | 0 | 0 | 0 | 0 | 0 | 0 | 0 |
| Other | 0 | 0 | 0 | 0 | 0 | 0 | 0 | 0 |
| Totals | 6 | 1 | 0 | 5 | 0 | 0 | 0 | 12 |
| <u>Special Proceedings</u> | | | | | | | | |
| Petition Filed | 3 | 0 | 1 | 2 | 0 | 0 | 0 | 6 |
| Motion Filed | 1 | 0 | 0 | 0 | 0 | 0 | 0 | 1 |
| Citation Processed | 0 | 0 | 0 | 0 | 0 | 0 | 0 | 0 |
| Notification of Paternity Processed | 0 | 0 | 0 | 0 | 0 | 0 | 0 | 0 |
| Scheduling of Judicial Review | 0 | 0 | 0 | 0 | 0 | 0 | 0 | 0 |
| Scheduling of Administrative Review | 0 | 0 | 0 | 0 | 0 | 0 | 0 | 0 |
| Scheduling of Foster Care Review | 0 | 0 | 0 | 0 | 0 | 0 | 0 | 0 |
| Unknown | 0 | 0 | 0 | 0 | 0 | 0 | 0 | 0 |
| Does Not Apply | 0 | 0 | 0 | 0 | 0 | 0 | 0 | 0 |
| Other | 0 | 0 | 0 | 0 | 0 | 0 | 0 | 0 |
| Totals | 4 | 0 | 1 | 2 | 0 | 0 | 0 | 7 |
| <u>Other</u> | | | | | | | | |
| Motion Filed | 5 | 0 | 0 | 1 | 0 | 0 | 5 | 11 |
| Petition Filed | 1 | 0 | 0 | 1 | 0 | 0 | 0 | 2 |
| Citation Processed | 1 | 0 | 0 | 0 | 0 | 0 | 0 | 1 |
| Notification of Paternity Processed | 1 | 0 | 0 | 0 | 0 | 0 | 0 | 1 |
| Scheduling of Judicial Review | 0 | 0 | 0 | 0 | 0 | 0 | 0 | 0 |
| Scheduling of Administrative Review | 0 | 0 | 0 | 0 | 0 | 0 | 0 | 0 |
| Scheduling of Foster Care Review | 0 | 0 | 0 | 0 | 0 | 0 | 0 | 0 |
| Unknown | 0 | 0 | 0 | 0 | 0 | 0 | 0 | 0 |
| Does Not Apply | 0 | 0 | 0 | 0 | 0 | 0 | 0 | 0 |
| Other | 0 | 0 | 0 | 0 | 0 | 0 | 0 | 0 |
| Totals | 8 | 0 | 0 | 2 | 0 | 0 | 5 | 15 |
| All Intake Action Totals | 80 | 10 | 3 | 18 | 1 | 0 | 9 | 121 |

**TENNESSEE COUNCIL OF JUVENILE AND FAMILY COURT JUDGES
2008 PERRY COUNTY JUVENILE COURT STATISTICAL DATA**

Detention Statistics at Referral by Individual Child by Race and Sex for CY 2008

| | White Male | African American Male | Other Race Male | White Female | African American Female | Other Race Female | Unknown Race or Sex | Total | % of Total Children |
|-----------------------------|------------|-----------------------|-----------------|--------------|-------------------------|-------------------|---------------------|------------|---------------------|
| Does Not Apply | 52 | 4 | 2 | 16 | 1 | 0 | 9 | 84 | 80.00% |
| Non-Secure Placement | 10 | 2 | 0 | 0 | 0 | 0 | 0 | 12 | 11.43% |
| Juvenile Detention Facility | 5 | 2 | 0 | 0 | 0 | 0 | 0 | 7 | 6.67% |
| Psychiatric Hospital | 2 | 0 | 0 | 0 | 0 | 0 | 0 | 2 | 1.90% |
| Jail - Complete Separation | 0 | 0 | 0 | 0 | 0 | 0 | 0 | 0 | 0.00% |
| Jail - Partial Separation | 0 | 0 | 0 | 0 | 0 | 0 | 0 | 0 | 0.00% |
| Jail - No Separation | 0 | 0 | 0 | 0 | 0 | 0 | 0 | 0 | 0.00% |
| Unknown | 0 | 0 | 0 | 0 | 0 | 0 | 0 | 0 | 0.00% |
| Other | 0 | 0 | 0 | 0 | 0 | 0 | 0 | 0 | 0.00% |
| Totals | 69 | 8 | 2 | 16 | 1 | 0 | 9 | 105 | |

Detention Statistics at Referral by Individual Case for CY 2008

| | Cases | % of Total Cases |
|-----------------------------|------------|------------------|
| Does Not Apply | 89 | 78.07% |
| Non-Secure Placement | 15 | 13.16% |
| Juvenile Detention Facility | 8 | 7.02% |
| Psychiatric Hospital | 2 | 1.75% |
| Jail - Complete Separation | 0 | 0.00% |
| Jail - Partial Separation | 0 | 0.00% |
| Jail - No Separation | 0 | 0.00% |
| Unknown | 0 | 0.00% |
| Other | 0 | 0.00% |
| | 114 | 100.00% |

Detention Statistics above are reported separately by Child and by Case. One child may have multiple cases.

Does Not Apply: Refers to cases not eligible for detention due to the type of Referral or the decision not to detain.

**TENNESSEE COUNCIL OF JUVENILE AND FAMILY COURT JUDGES
2008 PERRY COUNTY JUVENILE COURT STATISTICAL DATA**

Placement after Secure Detention Hearing by Individual Child by Race and Sex for CY 2008

| | White Male | African American Male | Other Race Male | White Female | African American Female | Other Race Female | Unknown Race or Sex | Total | % of Total Children |
|------------------------------|------------|-----------------------|-----------------|--------------|-------------------------|-------------------|---------------------|------------|---------------------|
| Returned to Prior Living Arr | 41 | 5 | 2 | 9 | 0 | 0 | 0 | 57 | 54.29% |
| Does Not Apply | 21 | 1 | 0 | 7 | 1 | 0 | 9 | 39 | 37.14% |
| Juvenile Detention Facility | 7 | 2 | 0 | 0 | 0 | 0 | 0 | 9 | 8.57% |
| Jail | 0 | 0 | 0 | 0 | 0 | 0 | 0 | 0 | 0.00% |
| Shelter / Group Home | 0 | 0 | 0 | 0 | 0 | 0 | 0 | 0 | 0.00% |
| Foster Family Home | 0 | 0 | 0 | 0 | 0 | 0 | 0 | 0 | 0.00% |
| Psychiatric Hospital | 0 | 0 | 0 | 0 | 0 | 0 | 0 | 0 | 0.00% |
| Unknown | 0 | 0 | 0 | 0 | 0 | 0 | 0 | 0 | 0.00% |
| Other | 0 | 0 | 0 | 0 | 0 | 0 | 0 | 0 | 0.00% |
| Totals | 69 | 8 | 2 | 16 | 1 | 0 | 9 | 105 | |

Placement after Secure Detention Hearing by Individual Case for CY 2008

| | Cases | % of Total Cases |
|--------------------------------------|------------|------------------|
| Returned to Prior Living Arrangement | 65 | 57.02% |
| Does Not Apply | 39 | 34.21% |
| Juvenile Detention Facility | 10 | 8.77% |
| Jail | 0 | 0.00% |
| Shelter / Group Home | 0 | 0.00% |
| Foster Family Home | 0 | 0.00% |
| Psychiatric Hospital | 0 | 0.00% |
| Unknown | 0 | 0.00% |
| Other | 0 | 0.00% |
| | 114 | 100.00% |

Detention Statistics above are reported separately by Child and by Case. One child may have multiple cases.

Does Not Apply: Refers to cases not eligible for detention due to the type of Referral or the decision not to detain.

**TENNESSEE COUNCIL OF JUVENILE AND FAMILY COURT JUDGES
2008 PERRY COUNTY JUVENILE COURT STATISTICAL DATA**

Dispositional Procedures for CY 2008

Procedures used to Dispose or Adjust all Referrals

| | Number | % of All Referrals |
|--|---------------|---------------------------|
| Formally Adjudicated | 29 | 23.97% |
| Informally Adjusted | 6 | 4.96% |
| Transfer to Adult Court Hearings and Charges Cleared | 0 | 0.00% |
| Otherwise Handled | 86 | 71.07% |
| | 121 | 100.00% |

Referrals Disposed by Formal Adjudicatory Proceedings

| | Number | % of All Referrals |
|---|---------------|---------------------------|
| Dismissed | 7 | 5.79% |
| Retired / Nolle Prosequi | 1 | 0.83% |
| Complaint Substantiated Delinquent | 10 | 8.26% |
| Complaint Substantiated Status Offender | 1 | 0.83% |
| Complaint Substantiated Dependent/Neglect | 9 | 7.44% |
| Complaint Substantiated Abused | 0 | 0.00% |
| Complaint Substantiated Mentally Ill | 1 | 0.83% |
| | 29 | 23.98% |

Referrals Disposed by Other Actions

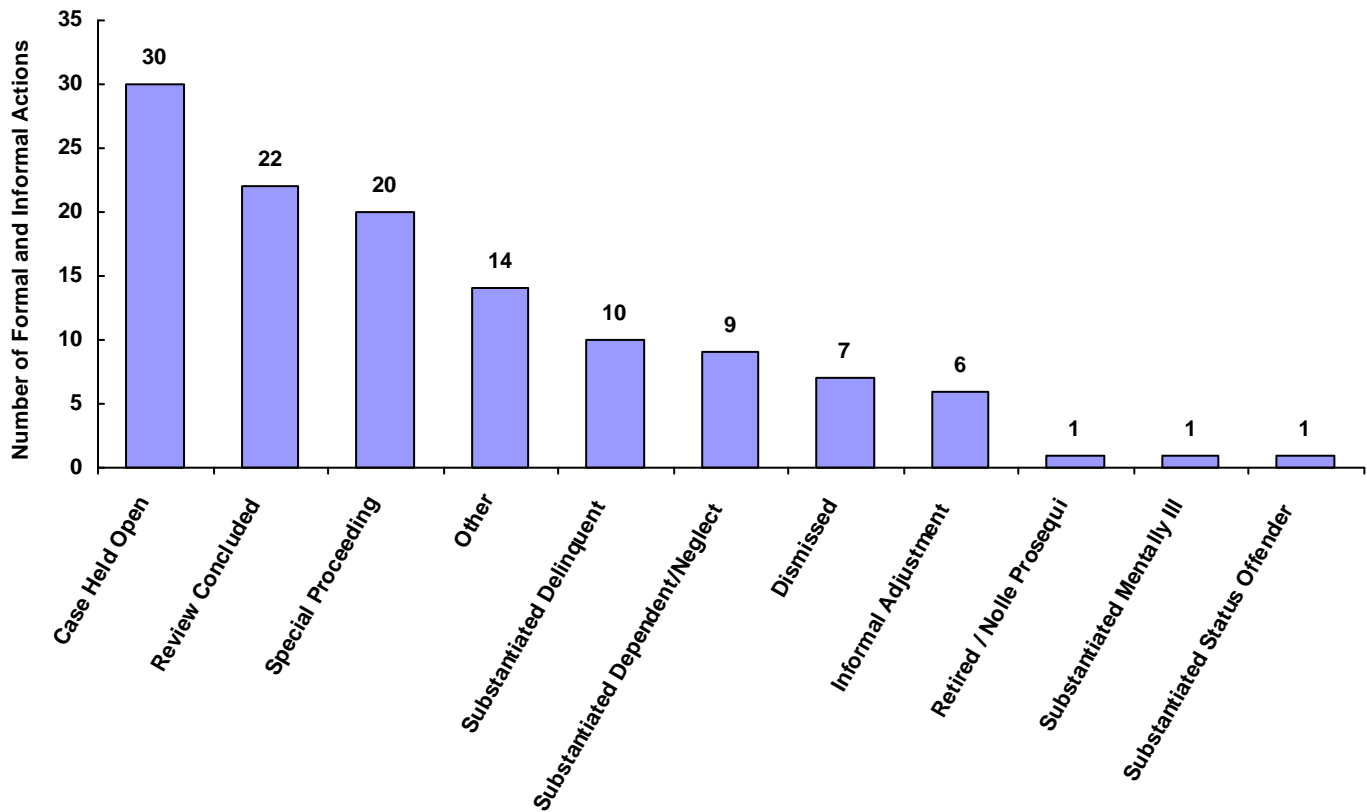
| | Number | % of All Referrals |
|--|---------------|---------------------------|
| Informal Adjustment | 6 | 4.96% |
| Transfer to Adult Court Hearing | 0 | 0.00% |
| Charges Cleared by Transfer to Adult Court | 0 | 0.00% |
| Pretrial Diversion | 0 | 0.00% |
| Special Proceeding | 20 | 16.53% |
| Review Concluded | 22 | 18.18% |
| Case Held Open | 30 | 24.79% |
| Other | 14 | 11.57% |
| Unknown | 0 | 0.00% |
| | 92 | 76.03% |

**TENNESSEE COUNCIL OF JUVENILE AND FAMILY COURT JUDGES
2008 PERRY COUNTY JUVENILE COURT STATISTICAL DATA**

Formal and Informal Actions by Race and Sex for CY 2008

| | White Male | African American Male | Other Race Male | White Female | African American Female | Other Race Female | Unknown Race or Sex | Total | % of Total Referrals |
|------------------------------------|------------|-----------------------|-----------------|--------------|-------------------------|-------------------|---------------------|------------|----------------------|
| Dismissed | 5 | 1 | 0 | 1 | 0 | 0 | 0 | 7 | 5.79% |
| Retired / Nolle Prosequi | 0 | 1 | 0 | 0 | 0 | 0 | 0 | 1 | 0.83% |
| Substantiated Delinquent | 6 | 2 | 0 | 1 | 1 | 0 | 0 | 10 | 8.26% |
| Substantiated Status Offender | 1 | 0 | 0 | 0 | 0 | 0 | 0 | 1 | 0.83% |
| Substantiated Dependent/Neglect | 6 | 0 | 0 | 2 | 0 | 0 | 1 | 9 | 7.44% |
| Substantiated Abused | 0 | 0 | 0 | 0 | 0 | 0 | 0 | 0 | 0.00% |
| Substantiated Mentally Ill | 1 | 0 | 0 | 0 | 0 | 0 | 0 | 1 | 0.83% |
| Informal Adjustment | 3 | 0 | 2 | 1 | 0 | 0 | 0 | 6 | 4.96% |
| Pretrial Diversion | 0 | 0 | 0 | 0 | 0 | 0 | 0 | 0 | 0.00% |
| Transfer to Adult Court Hearing | 0 | 0 | 0 | 0 | 0 | 0 | 0 | 0 | 0.00% |
| Cleared by Transfer to Adult Court | 0 | 0 | 0 | 0 | 0 | 0 | 0 | 0 | 0.00% |
| Special Proceeding | 12 | 2 | 0 | 5 | 0 | 0 | 1 | 20 | 16.53% |
| Review Concluded | 20 | 1 | 0 | 1 | 0 | 0 | 0 | 22 | 18.18% |
| Case Held Open | 19 | 3 | 1 | 4 | 0 | 0 | 3 | 30 | 24.79% |
| Unknown | 0 | 0 | 0 | 0 | 0 | 0 | 0 | 0 | 0.00% |
| Other | 7 | 0 | 0 | 3 | 0 | 0 | 4 | 14 | 11.57% |
| Totals | 80 | 10 | 3 | 18 | 1 | 0 | 9 | 121 | |

Total Formal and Informal Actions



**TENNESSEE COUNCIL OF JUVENILE AND FAMILY COURT JUDGES
2008 PERRY COUNTY JUVENILE COURT STATISTICAL DATA**

Formal and Informal Actions by Type of Offense, Race and Sex for CY 2008

| | White Male | African American Male | Other Race Male | White Female | African American Female | Other Race Female | Unknown Race or Sex | Total |
|--|------------|-----------------------|-----------------|--------------|-------------------------|-------------------|---------------------|-----------|
| <u>Delinquent</u> | | | | | | | | |
| Review Concluded | 14 | 1 | 0 | 1 | 0 | 0 | 0 | 16 |
| Case Held Open | 8 | 1 | 0 | 2 | 0 | 0 | 0 | 11 |
| Complaint Substantiated Delinquent | 6 | 2 | 0 | 1 | 1 | 0 | 0 | 10 |
| Special Proceeding | 6 | 1 | 0 | 1 | 0 | 0 | 0 | 8 |
| Informal Adjustment | 3 | 0 | 2 | 1 | 0 | 0 | 0 | 6 |
| Dismissed | 3 | 1 | 0 | 0 | 0 | 0 | 0 | 4 |
| Other | 2 | 0 | 0 | 1 | 0 | 0 | 0 | 3 |
| Retired / Nolle Prosequi | 0 | 1 | 0 | 0 | 0 | 0 | 0 | 1 |
| Complaint Substantiated Mentally Ill | 1 | 0 | 0 | 0 | 0 | 0 | 0 | 1 |
| Complaint Substantiated Status Offender | 0 | 0 | 0 | 0 | 0 | 0 | 0 | 0 |
| Complaint Substantiated Dependent/Neglect | 0 | 0 | 0 | 0 | 0 | 0 | 0 | 0 |
| Complaint Substantiated Abused | 0 | 0 | 0 | 0 | 0 | 0 | 0 | 0 |
| Pretrial Diversion | 0 | 0 | 0 | 0 | 0 | 0 | 0 | 0 |
| Transfer to Adult Court Hearing | 0 | 0 | 0 | 0 | 0 | 0 | 0 | 0 |
| Charges Cleared by Transfer to Adult Court | 0 | 0 | 0 | 0 | 0 | 0 | 0 | 0 |
| Unknown | 0 | 0 | 0 | 0 | 0 | 0 | 0 | 0 |
| Totals | 43 | 7 | 2 | 7 | 1 | 0 | 0 | 60 |

| | | | | | | | | |
|--|-----------|----------|----------|----------|----------|----------|----------|-----------|
| <u>Status</u> | | | | | | | | |
| Special Proceeding | 3 | 0 | 0 | 1 | 0 | 0 | 0 | 4 |
| Case Held Open | 3 | 1 | 0 | 0 | 0 | 0 | 0 | 4 |
| Review Concluded | 3 | 0 | 0 | 0 | 0 | 0 | 0 | 3 |
| Dismissed | 2 | 0 | 0 | 0 | 0 | 0 | 0 | 2 |
| Complaint Substantiated Status Offender | 1 | 0 | 0 | 0 | 0 | 0 | 0 | 1 |
| Retired / Nolle Prosequi | 0 | 0 | 0 | 0 | 0 | 0 | 0 | 0 |
| Complaint Substantiated Delinquent | 0 | 0 | 0 | 0 | 0 | 0 | 0 | 0 |
| Complaint Substantiated Dependent/Neglect | 0 | 0 | 0 | 0 | 0 | 0 | 0 | 0 |
| Complaint Substantiated Abused | 0 | 0 | 0 | 0 | 0 | 0 | 0 | 0 |
| Complaint Substantiated Mentally Ill | 0 | 0 | 0 | 0 | 0 | 0 | 0 | 0 |
| Informal Adjustment | 0 | 0 | 0 | 0 | 0 | 0 | 0 | 0 |
| Pretrial Diversion | 0 | 0 | 0 | 0 | 0 | 0 | 0 | 0 |
| Transfer to Adult Court Hearing | 0 | 0 | 0 | 0 | 0 | 0 | 0 | 0 |
| Charges Cleared by Transfer to Adult Court | 0 | 0 | 0 | 0 | 0 | 0 | 0 | 0 |
| Unknown | 0 | 0 | 0 | 0 | 0 | 0 | 0 | 0 |
| Other | 0 | 0 | 0 | 0 | 0 | 0 | 0 | 0 |
| Totals | 12 | 1 | 0 | 1 | 0 | 0 | 0 | 14 |

**TENNESSEE COUNCIL OF JUVENILE AND FAMILY COURT JUDGES
2008 PERRY COUNTY JUVENILE COURT STATISTICAL DATA**

Formal and Informal Actions by Type of Offense, Race and Sex for CY 2008

| | White Male | African American Male | Other Race Male | White Female | African American Female | Other Race Female | Unknown Race or Sex | Total |
|--|---------------|-----------------------------|-----------------------|-----------------|-------------------------------|-------------------------|---------------------------|-----------|
| <u>Dependency and Neglect</u> | | | | | | | | |
| Complaint Substantiated Dependent/Neglect | 6 | 0 | 0 | 1 | 0 | 0 | 1 | 8 |
| Case Held Open | 0 | 0 | 0 | 0 | 0 | 0 | 3 | 3 |
| Special Proceeding | 1 | 1 | 0 | 0 | 0 | 0 | 0 | 2 |
| Dismissed | 0 | 0 | 0 | 0 | 0 | 0 | 0 | 0 |
| Retired / Nolle Prosequi | 0 | 0 | 0 | 0 | 0 | 0 | 0 | 0 |
| Complaint Substantiated Delinquent | 0 | 0 | 0 | 0 | 0 | 0 | 0 | 0 |
| Complaint Substantiated Status Offender | 0 | 0 | 0 | 0 | 0 | 0 | 0 | 0 |
| Complaint Substantiated Abused | 0 | 0 | 0 | 0 | 0 | 0 | 0 | 0 |
| Complaint Substantiated Mentally Ill | 0 | 0 | 0 | 0 | 0 | 0 | 0 | 0 |
| Informal Adjustment | 0 | 0 | 0 | 0 | 0 | 0 | 0 | 0 |
| Pretrial Diversion | 0 | 0 | 0 | 0 | 0 | 0 | 0 | 0 |
| Transfer to Adult Court Hearing | 0 | 0 | 0 | 0 | 0 | 0 | 0 | 0 |
| Charges Cleared by Transfer to Adult Court | 0 | 0 | 0 | 0 | 0 | 0 | 0 | 0 |
| Review Concluded | 0 | 0 | 0 | 0 | 0 | 0 | 0 | 0 |
| Unknown | 0 | 0 | 0 | 0 | 0 | 0 | 0 | 0 |
| Other | 0 | 0 | 0 | 0 | 0 | 0 | 0 | 0 |
| Totals | 7 | 1 | 0 | 1 | 0 | 0 | 4 | 13 |
| <u>Other Violations</u> | | | | | | | | |
| Dismissed | 0 | 0 | 0 | 0 | 0 | 0 | 0 | 0 |
| Retired / Nolle Prosequi | 0 | 0 | 0 | 0 | 0 | 0 | 0 | 0 |
| Complaint Substantiated Delinquent | 0 | 0 | 0 | 0 | 0 | 0 | 0 | 0 |
| Complaint Substantiated Status Offender | 0 | 0 | 0 | 0 | 0 | 0 | 0 | 0 |
| Complaint Substantiated Dependent/Neglect | 0 | 0 | 0 | 0 | 0 | 0 | 0 | 0 |
| Complaint Substantiated Abused | 0 | 0 | 0 | 0 | 0 | 0 | 0 | 0 |
| Complaint Substantiated Mentally Ill | 0 | 0 | 0 | 0 | 0 | 0 | 0 | 0 |
| Informal Adjustment | 0 | 0 | 0 | 0 | 0 | 0 | 0 | 0 |
| Pretrial Diversion | 0 | 0 | 0 | 0 | 0 | 0 | 0 | 0 |
| Transfer to Adult Court Hearing | 0 | 0 | 0 | 0 | 0 | 0 | 0 | 0 |
| Charges Cleared by Transfer to Adult Court | 0 | 0 | 0 | 0 | 0 | 0 | 0 | 0 |
| Special Proceeding | 0 | 0 | 0 | 0 | 0 | 0 | 0 | 0 |
| Review Concluded | 0 | 0 | 0 | 0 | 0 | 0 | 0 | 0 |
| Case Held Open | 0 | 0 | 0 | 0 | 0 | 0 | 0 | 0 |
| Unknown | 0 | 0 | 0 | 0 | 0 | 0 | 0 | 0 |
| Other | 0 | 0 | 0 | 0 | 0 | 0 | 0 | 0 |
| Totals | 0 | 0 | 0 | 0 | 0 | 0 | 0 | 0 |

**TENNESSEE COUNCIL OF JUVENILE AND FAMILY COURT JUDGES
2008 PERRY COUNTY JUVENILE COURT STATISTICAL DATA**

Formal and Informal Actions by Type of Offense, Race and Sex for CY 2008

| | White Male | African American Male | Other Race Male | White Female | African American Female | Other Race Female | Unknown Race or Sex | Total |
|--|------------|-----------------------|-----------------|--------------|-------------------------|-------------------|---------------------|------------|
| <u>Special Proceedings</u> | | | | | | | | |
| Case Held Open | 8 | 1 | 1 | 2 | 0 | 0 | 0 | 12 |
| Special Proceeding | 1 | 0 | 0 | 2 | 0 | 0 | 0 | 3 |
| Dismissed | 0 | 0 | 0 | 1 | 0 | 0 | 0 | 1 |
| Complaint Substantiated Dependent/Neglect | 0 | 0 | 0 | 1 | 0 | 0 | 0 | 1 |
| Review Concluded | 1 | 0 | 0 | 0 | 0 | 0 | 0 | 1 |
| Other | 0 | 0 | 0 | 1 | 0 | 0 | 0 | 1 |
| Retired / Nolle Prosequi | 0 | 0 | 0 | 0 | 0 | 0 | 0 | 0 |
| Complaint Substantiated Delinquent | 0 | 0 | 0 | 0 | 0 | 0 | 0 | 0 |
| Complaint Substantiated Status Offender | 0 | 0 | 0 | 0 | 0 | 0 | 0 | 0 |
| Complaint Substantiated Abused | 0 | 0 | 0 | 0 | 0 | 0 | 0 | 0 |
| Complaint Substantiated Mentally Ill | 0 | 0 | 0 | 0 | 0 | 0 | 0 | 0 |
| Informal Adjustment | 0 | 0 | 0 | 0 | 0 | 0 | 0 | 0 |
| Pretrial Diversion | 0 | 0 | 0 | 0 | 0 | 0 | 0 | 0 |
| Transfer to Adult Court Hearing | 0 | 0 | 0 | 0 | 0 | 0 | 0 | 0 |
| Charges Cleared by Transfer to Adult Court | 0 | 0 | 0 | 0 | 0 | 0 | 0 | 0 |
| Unknown | 0 | 0 | 0 | 0 | 0 | 0 | 0 | 0 |
| Totals | 10 | 1 | 1 | 7 | 0 | 0 | 0 | 19 |
| <u>Other</u> | | | | | | | | |
| Other | 5 | 0 | 0 | 1 | 0 | 0 | 4 | 10 |
| Special Proceeding | 1 | 0 | 0 | 1 | 0 | 0 | 1 | 3 |
| Review Concluded | 2 | 0 | 0 | 0 | 0 | 0 | 0 | 2 |
| Dismissed | 0 | 0 | 0 | 0 | 0 | 0 | 0 | 0 |
| Retired / Nolle Prosequi | 0 | 0 | 0 | 0 | 0 | 0 | 0 | 0 |
| Complaint Substantiated Delinquent | 0 | 0 | 0 | 0 | 0 | 0 | 0 | 0 |
| Complaint Substantiated Status Offender | 0 | 0 | 0 | 0 | 0 | 0 | 0 | 0 |
| Complaint Substantiated Dependent/Neglect | 0 | 0 | 0 | 0 | 0 | 0 | 0 | 0 |
| Complaint Substantiated Abused | 0 | 0 | 0 | 0 | 0 | 0 | 0 | 0 |
| Complaint Substantiated Mentally Ill | 0 | 0 | 0 | 0 | 0 | 0 | 0 | 0 |
| Informal Adjustment | 0 | 0 | 0 | 0 | 0 | 0 | 0 | 0 |
| Pretrial Diversion | 0 | 0 | 0 | 0 | 0 | 0 | 0 | 0 |
| Transfer to Adult Court Hearing | 0 | 0 | 0 | 0 | 0 | 0 | 0 | 0 |
| Charges Cleared by Transfer to Adult Court | 0 | 0 | 0 | 0 | 0 | 0 | 0 | 0 |
| Case Held Open | 0 | 0 | 0 | 0 | 0 | 0 | 0 | 0 |
| Unknown | 0 | 0 | 0 | 0 | 0 | 0 | 0 | 0 |
| Totals | 8 | 0 | 0 | 2 | 0 | 0 | 5 | 15 |
| All Action Totals | 80 | 10 | 3 | 18 | 1 | 0 | 9 | 121 |

**TENNESSEE COUNCIL OF JUVENILE AND FAMILY COURT JUDGES
2008 PERRY COUNTY JUVENILE COURT STATISTICAL DATA**

Formal and Informal Actions by Class of Referral, Race and Sex for CY 2008

| | White Male | African American Male | Other Race Male | White Female | African American Female | Other Race Female | Unknown Race or Sex | Total |
|--|------------|-----------------------|-----------------|--------------|-------------------------|-------------------|---------------------|----------|
| <u>Offenses Against Persons</u> | | | | | | | | |
| Dismissed | 1 | 1 | 0 | 0 | 0 | 0 | 0 | 2 |
| Other | 1 | 0 | 0 | 1 | 0 | 0 | 0 | 2 |
| Complaint Substantiated Delinquent | 1 | 0 | 0 | 0 | 0 | 0 | 0 | 1 |
| Complaint Substantiated Mentally Ill | 1 | 0 | 0 | 0 | 0 | 0 | 0 | 1 |
| Special Proceeding | 0 | 1 | 0 | 0 | 0 | 0 | 0 | 1 |
| Review Concluded | 1 | 0 | 0 | 0 | 0 | 0 | 0 | 1 |
| Case Held Open | 0 | 1 | 0 | 0 | 0 | 0 | 0 | 1 |
| Retired / Nolle Prosequi | 0 | 0 | 0 | 0 | 0 | 0 | 0 | 0 |
| Complaint Substantiated Status Offender | 0 | 0 | 0 | 0 | 0 | 0 | 0 | 0 |
| Complaint Substantiated Dependent/Neglect | 0 | 0 | 0 | 0 | 0 | 0 | 0 | 0 |
| Complaint Substantiated Abused | 0 | 0 | 0 | 0 | 0 | 0 | 0 | 0 |
| Informal Adjustment | 0 | 0 | 0 | 0 | 0 | 0 | 0 | 0 |
| Pretrial Diversion | 0 | 0 | 0 | 0 | 0 | 0 | 0 | 0 |
| Transfer to Adult Court Hearing | 0 | 0 | 0 | 0 | 0 | 0 | 0 | 0 |
| Charges Cleared by Transfer to Adult Court | 0 | 0 | 0 | 0 | 0 | 0 | 0 | 0 |
| Unknown | 0 | 0 | 0 | 0 | 0 | 0 | 0 | 0 |
| Totals | 5 | 3 | 0 | 1 | 0 | 0 | 0 | 9 |

| | | | | | | | | |
|--|-----------|----------|----------|----------|----------|----------|----------|-----------|
| <u>Offenses Against Property</u> | | | | | | | | |
| Review Concluded | 8 | 1 | 0 | 0 | 0 | 0 | 0 | 9 |
| Case Held Open | 6 | 0 | 0 | 2 | 0 | 0 | 0 | 8 |
| Complaint Substantiated Delinquent | 2 | 2 | 0 | 1 | 1 | 0 | 0 | 6 |
| Informal Adjustment | 3 | 0 | 2 | 1 | 0 | 0 | 0 | 6 |
| Special Proceeding | 6 | 0 | 0 | 0 | 0 | 0 | 0 | 6 |
| Retired / Nolle Prosequi | 0 | 1 | 0 | 0 | 0 | 0 | 0 | 1 |
| Dismissed | 0 | 0 | 0 | 0 | 0 | 0 | 0 | 0 |
| Complaint Substantiated Status Offender | 0 | 0 | 0 | 0 | 0 | 0 | 0 | 0 |
| Complaint Substantiated Dependent/Neglect | 0 | 0 | 0 | 0 | 0 | 0 | 0 | 0 |
| Complaint Substantiated Abused | 0 | 0 | 0 | 0 | 0 | 0 | 0 | 0 |
| Complaint Substantiated Mentally Ill | 0 | 0 | 0 | 0 | 0 | 0 | 0 | 0 |
| Pretrial Diversion | 0 | 0 | 0 | 0 | 0 | 0 | 0 | 0 |
| Transfer to Adult Court Hearing | 0 | 0 | 0 | 0 | 0 | 0 | 0 | 0 |
| Charges Cleared by Transfer to Adult Court | 0 | 0 | 0 | 0 | 0 | 0 | 0 | 0 |
| Unknown | 0 | 0 | 0 | 0 | 0 | 0 | 0 | 0 |
| Other | 0 | 0 | 0 | 0 | 0 | 0 | 0 | 0 |
| Totals | 25 | 4 | 2 | 4 | 1 | 0 | 0 | 36 |

**TENNESSEE COUNCIL OF JUVENILE AND FAMILY COURT JUDGES
2008 PERRY COUNTY JUVENILE COURT STATISTICAL DATA**

Formal and Informal Actions by Class of Referral, Race and Sex for CY 2008

| | White Male | African American Male | Other Race Male | White Female | African American Female | Other Race Female | Unknown Race or Sex | Total |
|--|------------|-----------------------|-----------------|--------------|-------------------------|-------------------|---------------------|-----------|
| <u>Illegal Conduct</u> | | | | | | | | |
| Review Concluded | 5 | 0 | 0 | 1 | 0 | 0 | 0 | 6 |
| Complaint Substantiated Delinquent | 3 | 0 | 0 | 0 | 0 | 0 | 0 | 3 |
| Dismissed | 2 | 0 | 0 | 0 | 0 | 0 | 0 | 2 |
| Case Held Open | 2 | 0 | 0 | 0 | 0 | 0 | 0 | 2 |
| Special Proceeding | 0 | 0 | 0 | 1 | 0 | 0 | 0 | 1 |
| Other | 1 | 0 | 0 | 0 | 0 | 0 | 0 | 1 |
| Retired / Nolle Prosequi | 0 | 0 | 0 | 0 | 0 | 0 | 0 | 0 |
| Complaint Substantiated Status Offender | 0 | 0 | 0 | 0 | 0 | 0 | 0 | 0 |
| Complaint Substantiated Dependent/Neglect | 0 | 0 | 0 | 0 | 0 | 0 | 0 | 0 |
| Complaint Substantiated Abused | 0 | 0 | 0 | 0 | 0 | 0 | 0 | 0 |
| Complaint Substantiated Mentally Ill | 0 | 0 | 0 | 0 | 0 | 0 | 0 | 0 |
| Informal Adjustment | 0 | 0 | 0 | 0 | 0 | 0 | 0 | 0 |
| Pretrial Diversion | 0 | 0 | 0 | 0 | 0 | 0 | 0 | 0 |
| Transfer to Adult Court Hearing | 0 | 0 | 0 | 0 | 0 | 0 | 0 | 0 |
| Charges Cleared by Transfer to Adult Court | 0 | 0 | 0 | 0 | 0 | 0 | 0 | 0 |
| Unknown | 0 | 0 | 0 | 0 | 0 | 0 | 0 | 0 |
| Totals | 13 | 0 | 0 | 2 | 0 | 0 | 0 | 15 |

Status Offenses

| | | | | | | | | |
|--|-----------|----------|----------|----------|----------|----------|----------|-----------|
| Special Proceeding | 3 | 0 | 0 | 1 | 0 | 0 | 0 | 4 |
| Case Held Open | 3 | 1 | 0 | 0 | 0 | 0 | 0 | 4 |
| Review Concluded | 3 | 0 | 0 | 0 | 0 | 0 | 0 | 3 |
| Dismissed | 2 | 0 | 0 | 0 | 0 | 0 | 0 | 2 |
| Complaint Substantiated Status Offender | 1 | 0 | 0 | 0 | 0 | 0 | 0 | 1 |
| Retired / Nolle Prosequi | 0 | 0 | 0 | 0 | 0 | 0 | 0 | 0 |
| Complaint Substantiated Delinquent | 0 | 0 | 0 | 0 | 0 | 0 | 0 | 0 |
| Complaint Substantiated Dependent/Neglect | 0 | 0 | 0 | 0 | 0 | 0 | 0 | 0 |
| Complaint Substantiated Abused | 0 | 0 | 0 | 0 | 0 | 0 | 0 | 0 |
| Complaint Substantiated Mentally Ill | 0 | 0 | 0 | 0 | 0 | 0 | 0 | 0 |
| Informal Adjustment | 0 | 0 | 0 | 0 | 0 | 0 | 0 | 0 |
| Pretrial Diversion | 0 | 0 | 0 | 0 | 0 | 0 | 0 | 0 |
| Transfer to Adult Court Hearing | 0 | 0 | 0 | 0 | 0 | 0 | 0 | 0 |
| Charges Cleared by Transfer to Adult Court | 0 | 0 | 0 | 0 | 0 | 0 | 0 | 0 |
| Unknown | 0 | 0 | 0 | 0 | 0 | 0 | 0 | 0 |
| Other | 0 | 0 | 0 | 0 | 0 | 0 | 0 | 0 |
| Totals | 12 | 1 | 0 | 1 | 0 | 0 | 0 | 14 |

**TENNESSEE COUNCIL OF JUVENILE AND FAMILY COURT JUDGES
2008 PERRY COUNTY JUVENILE COURT STATISTICAL DATA**

Formal and Informal Actions by Class of Referral, Race and Sex for CY 2008

| | White Male | African American Male | Other Race Male | White Female | African American Female | Other Race Female | Unknown Race or Sex | Total |
|--|------------|-----------------------|-----------------|--------------|-------------------------|-------------------|---------------------|-----------|
| <u>Dependency/Neglect</u> | | | | | | | | |
| Complaint Substantiated Dependent/Neglect | 6 | 0 | 0 | 1 | 0 | 0 | 1 | 8 |
| Case Held Open | 0 | 0 | 0 | 0 | 0 | 0 | 3 | 3 |
| Special Proceeding | 1 | 1 | 0 | 0 | 0 | 0 | 0 | 2 |
| Dismissed | 0 | 0 | 0 | 0 | 0 | 0 | 0 | 0 |
| Retired / Nolle Prosequi | 0 | 0 | 0 | 0 | 0 | 0 | 0 | 0 |
| Complaint Substantiated Delinquent | 0 | 0 | 0 | 0 | 0 | 0 | 0 | 0 |
| Complaint Substantiated Status Offender | 0 | 0 | 0 | 0 | 0 | 0 | 0 | 0 |
| Complaint Substantiated Abused | 0 | 0 | 0 | 0 | 0 | 0 | 0 | 0 |
| Complaint Substantiated Mentally Ill | 0 | 0 | 0 | 0 | 0 | 0 | 0 | 0 |
| Informal Adjustment | 0 | 0 | 0 | 0 | 0 | 0 | 0 | 0 |
| Pretrial Diversion | 0 | 0 | 0 | 0 | 0 | 0 | 0 | 0 |
| Transfer to Adult Court Hearing | 0 | 0 | 0 | 0 | 0 | 0 | 0 | 0 |
| Charges Cleared by Transfer to Adult Court | 0 | 0 | 0 | 0 | 0 | 0 | 0 | 0 |
| Review Concluded | 0 | 0 | 0 | 0 | 0 | 0 | 0 | 0 |
| Unknown | 0 | 0 | 0 | 0 | 0 | 0 | 0 | 0 |
| Other | 0 | 0 | 0 | 0 | 0 | 0 | 0 | 0 |
| Totals | 7 | 1 | 0 | 1 | 0 | 0 | 4 | 13 |

Other Violation Proceedings

| | | | | | | | | |
|--|----------|----------|----------|----------|----------|----------|----------|----------|
| Dismissed | 0 | 0 | 0 | 0 | 0 | 0 | 0 | 0 |
| Retired / Nolle Prosequi | 0 | 0 | 0 | 0 | 0 | 0 | 0 | 0 |
| Complaint Substantiated Delinquent | 0 | 0 | 0 | 0 | 0 | 0 | 0 | 0 |
| Complaint Substantiated Status Offender | 0 | 0 | 0 | 0 | 0 | 0 | 0 | 0 |
| Complaint Substantiated Dependent/Neglect | 0 | 0 | 0 | 0 | 0 | 0 | 0 | 0 |
| Complaint Substantiated Abused | 0 | 0 | 0 | 0 | 0 | 0 | 0 | 0 |
| Complaint Substantiated Mentally Ill | 0 | 0 | 0 | 0 | 0 | 0 | 0 | 0 |
| Informal Adjustment | 0 | 0 | 0 | 0 | 0 | 0 | 0 | 0 |
| Pretrial Diversion | 0 | 0 | 0 | 0 | 0 | 0 | 0 | 0 |
| Transfer to Adult Court Hearing | 0 | 0 | 0 | 0 | 0 | 0 | 0 | 0 |
| Charges Cleared by Transfer to Adult Court | 0 | 0 | 0 | 0 | 0 | 0 | 0 | 0 |
| Special Proceeding | 0 | 0 | 0 | 0 | 0 | 0 | 0 | 0 |
| Review Concluded | 0 | 0 | 0 | 0 | 0 | 0 | 0 | 0 |
| Case Held Open | 0 | 0 | 0 | 0 | 0 | 0 | 0 | 0 |
| Unknown | 0 | 0 | 0 | 0 | 0 | 0 | 0 | 0 |
| Other | 0 | 0 | 0 | 0 | 0 | 0 | 0 | 0 |
| Totals | 0 | 0 | 0 | 0 | 0 | 0 | 0 | 0 |

**TENNESSEE COUNCIL OF JUVENILE AND FAMILY COURT JUDGES
2008 PERRY COUNTY JUVENILE COURT STATISTICAL DATA**

Formal and Informal Actions by Class of Referral, Race and Sex for CY 2008

| | White Male | African American Male | Other Race Male | White Female | African American Female | Other Race Female | Unknown Race or Sex | Total |
|--|------------|-----------------------|-----------------|--------------|-------------------------|-------------------|---------------------|-----------|
| <u>Parentage</u> | | | | | | | | |
| Case Held Open | 5 | 1 | 0 | 2 | 0 | 0 | 0 | 8 |
| Special Proceeding | 1 | 0 | 0 | 1 | 0 | 0 | 0 | 2 |
| Complaint Substantiated Dependent/Neglect | 0 | 0 | 0 | 1 | 0 | 0 | 0 | 1 |
| Other | 0 | 0 | 0 | 1 | 0 | 0 | 0 | 1 |
| Dismissed | 0 | 0 | 0 | 0 | 0 | 0 | 0 | 0 |
| Retired / Nolle Prosequi | 0 | 0 | 0 | 0 | 0 | 0 | 0 | 0 |
| Complaint Substantiated Delinquent | 0 | 0 | 0 | 0 | 0 | 0 | 0 | 0 |
| Complaint Substantiated Status Offender | 0 | 0 | 0 | 0 | 0 | 0 | 0 | 0 |
| Complaint Substantiated Abused | 0 | 0 | 0 | 0 | 0 | 0 | 0 | 0 |
| Complaint Substantiated Mentally Ill | 0 | 0 | 0 | 0 | 0 | 0 | 0 | 0 |
| Informal Adjustment | 0 | 0 | 0 | 0 | 0 | 0 | 0 | 0 |
| Pretrial Diversion | 0 | 0 | 0 | 0 | 0 | 0 | 0 | 0 |
| Transfer to Adult Court Hearing | 0 | 0 | 0 | 0 | 0 | 0 | 0 | 0 |
| Charges Cleared by Transfer to Adult Court | 0 | 0 | 0 | 0 | 0 | 0 | 0 | 0 |
| Review Concluded | 0 | 0 | 0 | 0 | 0 | 0 | 0 | 0 |
| Unknown | 0 | 0 | 0 | 0 | 0 | 0 | 0 | 0 |
| Totals | 6 | 1 | 0 | 5 | 0 | 0 | 0 | 12 |

Special Proceedings

| | | | | | | | | |
|--|----------|----------|----------|----------|----------|----------|----------|----------|
| Case Held Open | 3 | 0 | 1 | 0 | 0 | 0 | 0 | 4 |
| Dismissed | 0 | 0 | 0 | 1 | 0 | 0 | 0 | 1 |
| Special Proceeding | 0 | 0 | 0 | 1 | 0 | 0 | 0 | 1 |
| Review Concluded | 1 | 0 | 0 | 0 | 0 | 0 | 0 | 1 |
| Retired / Nolle Prosequi | 0 | 0 | 0 | 0 | 0 | 0 | 0 | 0 |
| Complaint Substantiated Delinquent | 0 | 0 | 0 | 0 | 0 | 0 | 0 | 0 |
| Complaint Substantiated Status Offender | 0 | 0 | 0 | 0 | 0 | 0 | 0 | 0 |
| Complaint Substantiated Dependent/Neglect | 0 | 0 | 0 | 0 | 0 | 0 | 0 | 0 |
| Complaint Substantiated Abused | 0 | 0 | 0 | 0 | 0 | 0 | 0 | 0 |
| Complaint Substantiated Mentally Ill | 0 | 0 | 0 | 0 | 0 | 0 | 0 | 0 |
| Informal Adjustment | 0 | 0 | 0 | 0 | 0 | 0 | 0 | 0 |
| Pretrial Diversion | 0 | 0 | 0 | 0 | 0 | 0 | 0 | 0 |
| Transfer to Adult Court Hearing | 0 | 0 | 0 | 0 | 0 | 0 | 0 | 0 |
| Charges Cleared by Transfer to Adult Court | 0 | 0 | 0 | 0 | 0 | 0 | 0 | 0 |
| Unknown | 0 | 0 | 0 | 0 | 0 | 0 | 0 | 0 |
| Other | 0 | 0 | 0 | 0 | 0 | 0 | 0 | 0 |
| Totals | 4 | 0 | 1 | 2 | 0 | 0 | 0 | 7 |

**TENNESSEE COUNCIL OF JUVENILE AND FAMILY COURT JUDGES
2008 PERRY COUNTY JUVENILE COURT STATISTICAL DATA**

Formal and Informal Actions by Class of Referral, Race and Sex for CY 2008

| | White Male | African American Male | Other Race Male | White Female | African American Female | Other Race Female | Unknown Race or Sex | Total |
|--|------------|-----------------------|-----------------|--------------|-------------------------|-------------------|---------------------|------------|
| <u>Other</u> | | | | | | | | |
| Other | 5 | 0 | 0 | 1 | 0 | 0 | 4 | 10 |
| Special Proceeding | 1 | 0 | 0 | 1 | 0 | 0 | 1 | 3 |
| Review Concluded | 2 | 0 | 0 | 0 | 0 | 0 | 0 | 2 |
| Dismissed | 0 | 0 | 0 | 0 | 0 | 0 | 0 | 0 |
| Retired / Nolle Prosequi | 0 | 0 | 0 | 0 | 0 | 0 | 0 | 0 |
| Complaint Substantiated Delinquent | 0 | 0 | 0 | 0 | 0 | 0 | 0 | 0 |
| Complaint Substantiated Status Offender | 0 | 0 | 0 | 0 | 0 | 0 | 0 | 0 |
| Complaint Substantiated Dependent/Neglect | 0 | 0 | 0 | 0 | 0 | 0 | 0 | 0 |
| Complaint Substantiated Abused | 0 | 0 | 0 | 0 | 0 | 0 | 0 | 0 |
| Complaint Substantiated Mentally Ill | 0 | 0 | 0 | 0 | 0 | 0 | 0 | 0 |
| Informal Adjustment | 0 | 0 | 0 | 0 | 0 | 0 | 0 | 0 |
| Pretrial Diversion | 0 | 0 | 0 | 0 | 0 | 0 | 0 | 0 |
| Transfer to Adult Court Hearing | 0 | 0 | 0 | 0 | 0 | 0 | 0 | 0 |
| Charges Cleared by Transfer to Adult Court | 0 | 0 | 0 | 0 | 0 | 0 | 0 | 0 |
| Case Held Open | 0 | 0 | 0 | 0 | 0 | 0 | 0 | 0 |
| Unknown | 0 | 0 | 0 | 0 | 0 | 0 | 0 | 0 |
| Totals | 8 | 0 | 0 | 2 | 0 | 0 | 5 | 15 |
| <hr/> | | | | | | | | |
| All Action Totals | 80 | 10 | 3 | 18 | 1 | 0 | 9 | 121 |

**TENNESSEE COUNCIL OF JUVENILE AND FAMILY COURT JUDGES
2008 PERRY COUNTY JUVENILE COURT STATISTICAL DATA**

Children Transferred to Adult Court by Age at Disposition Date, Race and Sex for CY 2008

Total Children = 105

| | White Male | African American Male | Other Race Male | White Female | African American Female | Other Race Female | Unknown Race or Sex | Total | % of All Children Referred |
|-----------------|-----------------------|--------------------------------------|--------------------------------|-------------------------|--|----------------------------------|------------------------------------|--------------|---|
| Age Under 1 | 0 | 0 | 0 | 0 | 0 | 0 | 0 | 0 | 0.00% |
| Age 1 | 0 | 0 | 0 | 0 | 0 | 0 | 0 | 0 | 0.00% |
| Age 2 | 0 | 0 | 0 | 0 | 0 | 0 | 0 | 0 | 0.00% |
| Age 3 | 0 | 0 | 0 | 0 | 0 | 0 | 0 | 0 | 0.00% |
| Age 4 | 0 | 0 | 0 | 0 | 0 | 0 | 0 | 0 | 0.00% |
| Age 5 | 0 | 0 | 0 | 0 | 0 | 0 | 0 | 0 | 0.00% |
| Age 6 | 0 | 0 | 0 | 0 | 0 | 0 | 0 | 0 | 0.00% |
| Age 7 | 0 | 0 | 0 | 0 | 0 | 0 | 0 | 0 | 0.00% |
| Age 8 | 0 | 0 | 0 | 0 | 0 | 0 | 0 | 0 | 0.00% |
| Age 9 | 0 | 0 | 0 | 0 | 0 | 0 | 0 | 0 | 0.00% |
| Age 10 | 0 | 0 | 0 | 0 | 0 | 0 | 0 | 0 | 0.00% |
| Age 11 | 0 | 0 | 0 | 0 | 0 | 0 | 0 | 0 | 0.00% |
| Age 12 | 0 | 0 | 0 | 0 | 0 | 0 | 0 | 0 | 0.00% |
| Age 13 | 0 | 0 | 0 | 0 | 0 | 0 | 0 | 0 | 0.00% |
| Age 14 | 0 | 0 | 0 | 0 | 0 | 0 | 0 | 0 | 0.00% |
| Age 15 | 0 | 0 | 0 | 0 | 0 | 0 | 0 | 0 | 0.00% |
| Age 16 | 0 | 0 | 0 | 0 | 0 | 0 | 0 | 0 | 0.00% |
| Age 17 | 0 | 0 | 0 | 0 | 0 | 0 | 0 | 0 | 0.00% |
| Age 18 | 0 | 0 | 0 | 0 | 0 | 0 | 0 | 0 | 0.00% |
| Age 19 and Over | 0 | 0 | 0 | 0 | 0 | 0 | 0 | 0 | 0.00% |
| Totals | 0 | 0 | 0 | 0 | 0 | 0 | 0 | 0 | |

Total Children Transferred to Adult Court

**TENNESSEE COUNCIL OF JUVENILE AND FAMILY COURT JUDGES
2008 PERRY COUNTY JUVENILE COURT STATISTICAL DATA**

Outcomes by Type Of Disposition, Race and Sex for CY 2008

| | White Male | African American Male | Other Race Male | White Female | African American Female | Other Race Female | Unknown Race or Sex | Total |
|---|------------|-----------------------|-----------------|--------------|-------------------------|-------------------|---------------------|-----------|
| <u>General Action Codes</u> | | | | | | | | |
| Fine | 19 | 2 | 1 | 1 | 0 | 0 | 0 | 23 |
| Case Dismissed | 9 | 3 | 0 | 3 | 1 | 0 | 0 | 16 |
| Restitution | 10 | 1 | 1 | 3 | 0 | 0 | 0 | 15 |
| Supervision / Probation to Juvenile Court | 9 | 0 | 1 | 2 | 0 | 0 | 0 | 12 |
| Held Open For Review | 5 | 2 | 0 | 2 | 0 | 0 | 0 | 9 |
| Public Service | 3 | 0 | 1 | 3 | 0 | 0 | 0 | 7 |
| Referred to Defensive Driving School | 3 | 0 | 0 | 1 | 0 | 0 | 0 | 4 |
| Referred for Mental Health Counseling | 1 | 0 | 0 | 0 | 0 | 0 | 1 | 2 |
| Probation to Parents | 1 | 0 | 0 | 0 | 0 | 0 | 0 | 1 |
| Referral to Another Entity for Superv/Servc | 1 | 0 | 0 | 0 | 0 | 0 | 0 | 1 |
| Referred for Alcohol and Drug Counseling | 1 | 0 | 0 | 0 | 0 | 0 | 0 | 1 |
| Referred to Alcohol Safety School | 1 | 0 | 0 | 0 | 0 | 0 | 0 | 1 |
| Referral to Juvenile Court Educ-Based Pgm | 1 | 0 | 0 | 0 | 0 | 0 | 0 | 1 |
| Driver's License Held Informally | 1 | 0 | 0 | 0 | 0 | 0 | 0 | 1 |
| Injunction Other than No Contact Order | 1 | 0 | 0 | 0 | 0 | 0 | 0 | 1 |
| Released from Probation | 1 | 0 | 0 | 0 | 0 | 0 | 0 | 1 |
| Case Retired or Nolle Prosequi | 0 | 0 | 0 | 0 | 0 | 0 | 0 | 0 |
| Warned / Couseled | 0 | 0 | 0 | 0 | 0 | 0 | 0 | 0 |
| Referred to Alternative School | 0 | 0 | 0 | 0 | 0 | 0 | 0 | 0 |
| Referred to Private Child Agency | 0 | 0 | 0 | 0 | 0 | 0 | 0 | 0 |
| Voluntary Placement with DMHMR | 0 | 0 | 0 | 0 | 0 | 0 | 0 | 0 |
| Private Mental Health Placement | 0 | 0 | 0 | 0 | 0 | 0 | 0 | 0 |
| Private MR Placement | 0 | 0 | 0 | 0 | 0 | 0 | 0 | 0 |
| Placement with City/Cnty Agcy/Facility | 0 | 0 | 0 | 0 | 0 | 0 | 0 | 0 |
| Placement with Relative / Other Individual | 0 | 0 | 0 | 0 | 0 | 0 | 0 | 0 |
| Runaway Returned | 0 | 0 | 0 | 0 | 0 | 0 | 0 | 0 |
| No Contact Order | 0 | 0 | 0 | 0 | 0 | 0 | 0 | 0 |
| House Arrest | 0 | 0 | 0 | 0 | 0 | 0 | 0 | 0 |
| Court Defined Curfew | 0 | 0 | 0 | 0 | 0 | 0 | 0 | 0 |
| Dismissed from Informal Adjustment | 0 | 0 | 0 | 0 | 0 | 0 | 0 | 0 |
| Dismissed from Pretrial Diversion | 0 | 0 | 0 | 0 | 0 | 0 | 0 | 0 |
| Totals | 67 | 8 | 4 | 15 | 1 | 0 | 1 | 96 |

**TENNESSEE COUNCIL OF JUVENILE AND FAMILY COURT JUDGES
2008 PERRY COUNTY JUVENILE COURT STATISTICAL DATA**

Outcomes by Type Of Disposition, Race and Sex for CY 2008

| | White Male | African American Male | Other Race Male | White Female | African American Female | Other Race Female | Unknown Race or Sex | Total |
|--|------------|-----------------------|-----------------|--------------|-------------------------|-------------------|---------------------|-----------|
| Formal Action Codes | | | | | | | | |
| Transfer to Another Juvenile Court for Dispo | 7 | 1 | 0 | 0 | 0 | 0 | 0 | 8 |
| DCS Commitment - Custody | 4 | 0 | 0 | 1 | 0 | 0 | 0 | 5 |
| DCS Commitment - Determinate | 0 | 0 | 0 | 1 | 0 | 0 | 0 | 1 |
| Supervision by DCS | 1 | 0 | 0 | 0 | 0 | 0 | 0 | 1 |
| Transferred to Adult Court | 0 | 0 | 0 | 0 | 0 | 0 | 0 | 0 |
| DMHMR Involuntary Commitment | 0 | 0 | 0 | 0 | 0 | 0 | 0 | 0 |
| DCS Commitment - Suspended | 0 | 0 | 0 | 0 | 0 | 0 | 0 | 0 |
| DCS Intensive Probation | 0 | 0 | 0 | 0 | 0 | 0 | 0 | 0 |
| Other Intensive Probation | 0 | 0 | 0 | 0 | 0 | 0 | 0 | 0 |
| DCS Probation | 0 | 0 | 0 | 0 | 0 | 0 | 0 | 0 |
| Placed Under a Valid Court Order | 0 | 0 | 0 | 0 | 0 | 0 | 0 | 0 |
| Parental Rights Terminated | 0 | 0 | 0 | 0 | 0 | 0 | 0 | 0 |
| Parental Rights Not Terminated | 0 | 0 | 0 | 0 | 0 | 0 | 0 | 0 |
| Totals | 12 | 1 | 0 | 2 | 0 | 0 | 0 | 15 |

Special Proceedings

| | | | | | | | | |
|--|-----------|----------|----------|----------|----------|----------|----------|-----------|
| Court Costs | 6 | 2 | 0 | 0 | 0 | 0 | 0 | 8 |
| Custody Changed | 4 | 0 | 0 | 1 | 0 | 0 | 2 | 7 |
| Visitation Changed | 5 | 0 | 0 | 1 | 0 | 0 | 0 | 6 |
| Visitation Unchanged | 3 | 0 | 0 | 1 | 0 | 0 | 0 | 4 |
| Child Support Granted | 0 | 1 | 0 | 1 | 0 | 0 | 0 | 2 |
| Custody Unchanged | 1 | 0 | 0 | 0 | 0 | 0 | 0 | 1 |
| Consent to Marry Denied | 0 | 0 | 0 | 1 | 0 | 0 | 0 | 1 |
| Order of Reference to DCS | 0 | 0 | 0 | 0 | 0 | 0 | 0 | 0 |
| Foster Care Terminated | 0 | 0 | 0 | 0 | 0 | 0 | 0 | 0 |
| Foster Care Continued | 0 | 0 | 0 | 0 | 0 | 0 | 0 | 0 |
| Voluntary Acknowledgement of Paternity | 0 | 0 | 0 | 0 | 0 | 0 | 0 | 0 |
| Paternity Determined / Child Legitimated | 0 | 0 | 0 | 0 | 0 | 0 | 0 | 0 |
| Paternity Not Determ/Child Not Legitimated | 0 | 0 | 0 | 0 | 0 | 0 | 0 | 0 |
| Child Support Amended | 0 | 0 | 0 | 0 | 0 | 0 | 0 | 0 |
| Child Support Denied | 0 | 0 | 0 | 0 | 0 | 0 | 0 | 0 |
| Child Support Terminated | 0 | 0 | 0 | 0 | 0 | 0 | 0 | 0 |
| Request for Medical Treatment Granted | 0 | 0 | 0 | 0 | 0 | 0 | 0 | 0 |
| Request for Medical Treatment Denied | 0 | 0 | 0 | 0 | 0 | 0 | 0 | 0 |
| Consent to Marry Granted | 0 | 0 | 0 | 0 | 0 | 0 | 0 | 0 |
| Totals | 19 | 3 | 0 | 5 | 0 | 0 | 2 | 29 |

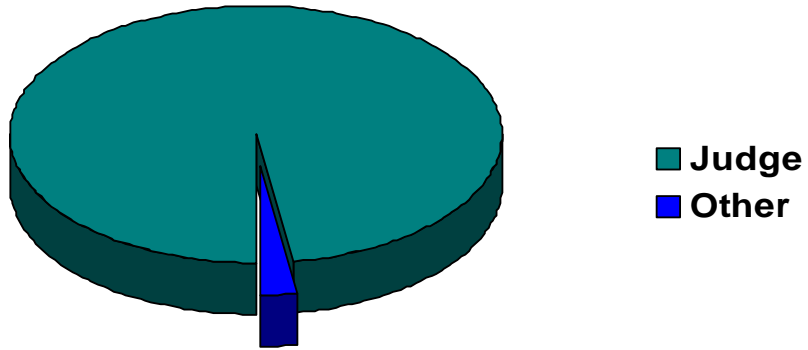
Other Outcome Codes

| | | | | | | | | |
|---------------|-----------|----------|----------|----------|----------|----------|----------|-----------|
| Other | 14 | 0 | 0 | 1 | 0 | 0 | 7 | 22 |
| Totals | 14 | 0 | 0 | 1 | 0 | 0 | 7 | 22 |

| | | | | | | | | |
|---------------------------|------------|-----------|----------|-----------|----------|----------|-----------|------------|
| All Outcome Totals | 112 | 12 | 4 | 23 | 1 | 0 | 10 | 162 |
|---------------------------|------------|-----------|----------|-----------|----------|----------|-----------|------------|

TENNESSEE COUNCIL OF JUVENILE AND FAMILY COURT JUDGES
2008 PERRY COUNTY JUVENILE COURT STATISTICAL DATA

Breakdown of Referrals by Court Personnel Executing the Action in CY 2008



| | Referrals | % of Referrals |
|--------------|------------|----------------|
| Judge | 118 | 97.52% |
| Referee | 0 | 0.00% |
| YSO | 0 | 0.00% |
| Other | 3 | 2.48% |
| Total | 121 | 100.00% |