

2008

State of Tennessee

Annual Juvenile Court Statistical Report

Roane County Breakdown

TABLE OF CONTENTS

Report Numbers Listed Below are shown at the Bottom of each Report, followed by the Report Page Number

	Report Number
Juvenile Court Referral Process	
Chart – The Juvenile Court Referral Process	1
Chart – Delinquent, Dependent/Neglect/Abuse, and Status/Unruly Referrals	2
Chart – Referrals by Type of Offense	3
Chart – Referrals for Status/Unruly Offenses	4
Children and Referral Counts by Race and Sex	
Table – Children with Delinquent Referrals by Race and Sex	5
Table – Children with Status/Unruly Referrals by Race and Sex	5
Table – Children with Dependency/Neglect/Abuse Allegations by Race and Sex	5
Table – Referrals Delinquent Referrals by Race and Sex	6
Table – Referrals Status/Unruly Referrals by Race and Sex	6
Table – Referrals Dependency/Neglect/Abuse Allegations by Race and Sex	6
Table/Chart – Referrals by Age Group, Race and Sex	7
Table/Chart – Children Referred by Age, Race and Sex	8
Table/Chart – Children Referred by Race and Sex	9
Table/Chart – Children of Hispanic Origin by Race and Sex	10
Table – Referrals by Type of Offense, Age Group, Race and Sex	11
Living Arrangement of the Child at Time of Referral	
Table/Chart – Living Arrangement at Time of Referral by Race and Sex	12
School Status of Individual Children at Time of Referral to Juvenile Court	
Table – Last Grade Completed by Children by Race and Sex	13
Table – Children Enrolled in School	13
Table – Children Enrolled in Special Education	13
Referral Information by Race, Sex and Class of Referral/Offense	
Table/Chart – Class of Referrals by Race and Sex	14
Table - Referrals by Class and Type of Offense by Race and Sex	15
Referral Reasons by Type, Race and Sex	
Table – Referral Reasons by Type of Offense, Race and Sex	16
Table – Top 4 Referral Reasons by Sex and Race	17
Table – Top 4 Referral Reasons by Sex, Race and Type of Offense	18
Source of Referrals to the Juvenile Court	
Table – Source of Referrals by Race and Sex	19
Table – Six Most Frequent Referral Reasons by Source, Race and Sex	20
Table – Source of Referrals by Type of Offense, Race and Sex	21
Children Referred with Weapons Charges	
Table/Chart – Children Referred for Unlawful Carrying/Possession of a Weapon by Age, Race and Sex	22
Table/Chart – Children Referred for Carrying Weapons on School Property	23
Intake Actions at Referral	
Table/Chart – Intake Actions at Referral by Race and Sex	24
Table/Chart – Intake Actions of Referrals by Class of Offense, Race and Sex	25

TABLE OF CONTENTS


Report Numbers Listed Below are shown at the Bottom of each Report, followed by the Report Page Number

	Report Number
Detention Statistics at Referral	
Table – Detention Statistics at Referral by Individual Child by Race and Sex	26
Table – Detention Statistics at Referral by Individual Case	26
Table – Placement After Secure Detention Hearing by Individual Child by Race and Sex	27
Table – Placement After Secure Detention Hearing by Individual Case	27
Dispositional Procedures	
Table – Procedures used to Dispose or Adjust All Referrals	28
Table – Referrals Disposed by Formal Adjudicatory Proceedings	28
Table – Referrals Disposed by Other Actions	28
Formal and Informal Actions	
Table/Chart – Formal and Informal Actions by Race and Sex	29
Table – Formal and Informal Actions by Type of Offense, Race and Sex	30
Table – Formal and Informal Actions by Class of Referral, Race and Sex	31
Children Transferred to Adult Court	
Table/Chart – Children Transferred to Adult Court by Age, Race and Sex	32
Outcomes by Type of Disposition	
Table – Outcomes by Type of Disposition, Race and Sex	33
Juvenile Court Referrals Disposed County-Wide Based on Number of Referrals	
Table/Chart – Breakdown of Referrals by Court Personnel Executing the Action	34

**TENNESSEE COUNCIL OF JUVENILE AND FAMILY COURT JUDGES
2008 ROANE COUNTY JUVENILE COURT STATISTICAL DATA**

The Juvenile Court Referral Process for CY 2008

Delinquent 221	Status 287	Dependency and Neglect 4	Other Violations 4	Special Proceedings 0	Parentage 1	Other 27
--------------------------	----------------------	------------------------------------	------------------------------	---------------------------------	-----------------------	--------------------



Parents, Victims, School, Relatives, State Dept, etc.
345

Law Enforcement
199

Pretrial Diversion, Informal Adjustment
66

Court Actions
544

Transfer to Adult Court Hearing
0

Charges Cleared By Transfer to Adult Court
0

Special Proceeding
24

Review Concluded
8

Case Held Open
24

Other
22

Formal Adjudications
400

Juvenile Court System Outcomes / Dispositions
1,440

Formal
377

General
723

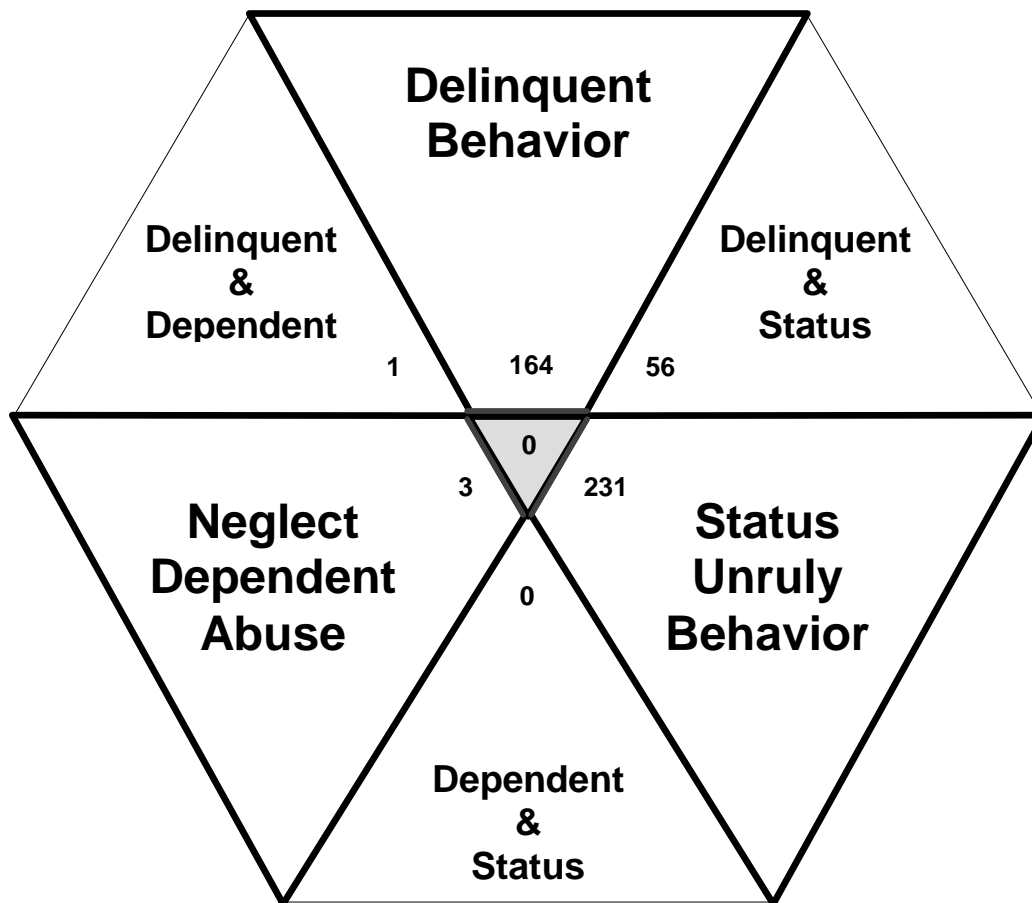
Special Proceedings
165

Other
175

**TENNESSEE COUNCIL OF JUVENILE AND FAMILY COURT JUDGES
2008 ROANE COUNTY JUVENILE COURT STATISTICAL DATA**

Delinquent, Dependent/Neglect/Abuse, and Status/Unruly Referrals for CY 2008

Total = 455



The remaining referrals are for:
Custody, Visitation, Paternity/Legitimation, Child Support,
Special Procedures and Other Referrals

Each child may be counted
in more than one category

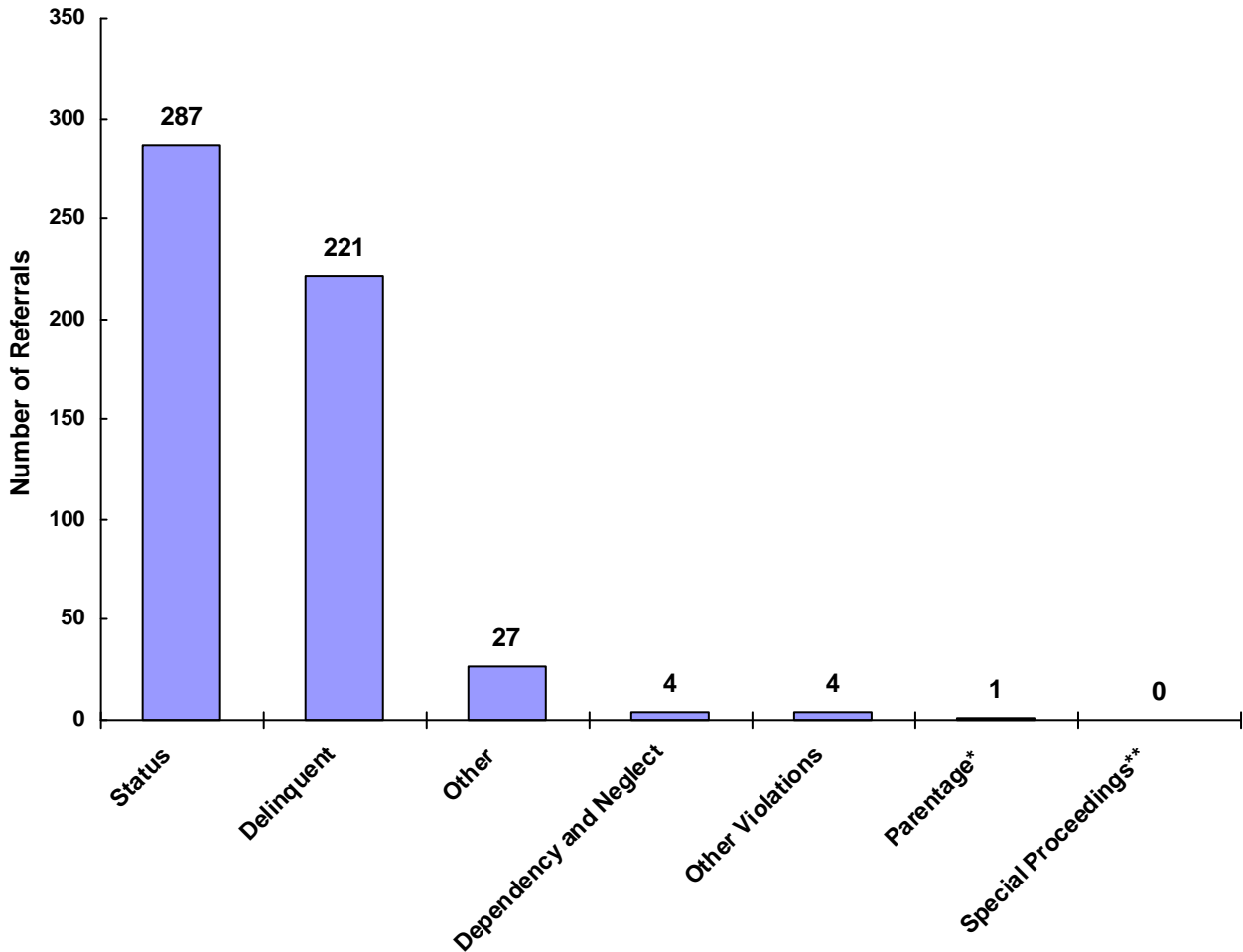
Total number of individual children for ALL referrals
disposed by juvenile courts during CY 2008 equals 360

Children can have referrals in multiple categories. The drawing above shows that in the year 2008 there were 164 referrals to Roane County Juvenile Court for children with only delinquent offenses, 231 for those with only status/unruly behavior, and 3 for children with neglect, dependent or abuse referrals during the calendar year. There were 56 referrals for children that had a delinquent AND a status/unruly referral. There were 1 referrals for children with both delinquent behavior AND a neglect, dependent or abuse allegation. There were 0 referrals for children that had both a status/unruly referral AND a neglect, dependent or abuse allegation. Also, there were 0 referrals for children that had a delinquent referral, a status/unruly referral AND a neglect, dependent or abuse allegation.

**TENNESSEE COUNCIL OF JUVENILE AND FAMILY COURT JUDGES
2008 ROANE COUNTY JUVENILE COURT STATISTICAL DATA**

Referrals by Type of Offense in CY 2008

Total Referrals = 544



* Parentage includes: Custody, Visitation, Paternity/Legitimation and Child Support

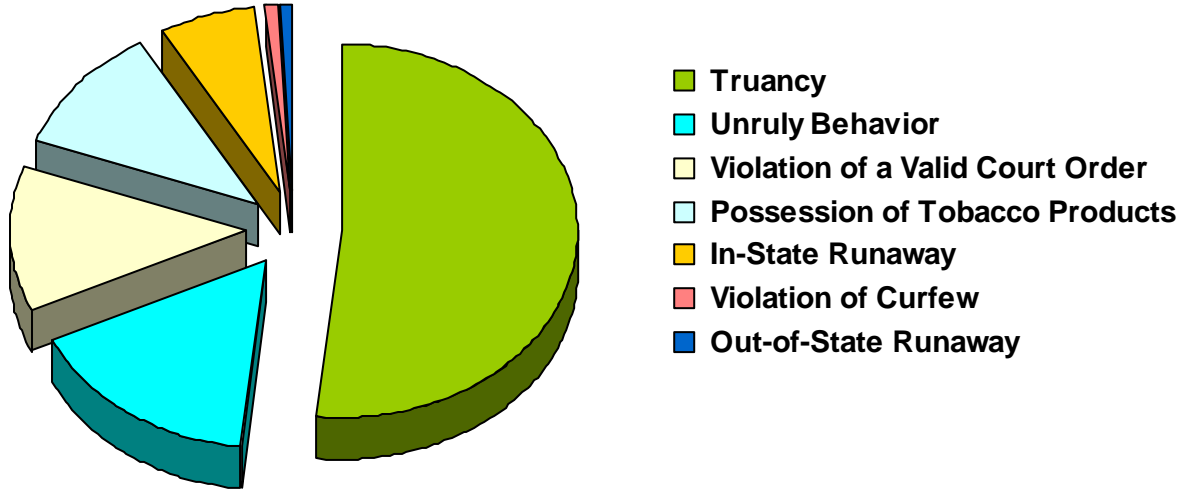
**Special Proceedings include: Judicial Review, Administrative Review, Foster Care Review, Request for Medical Treatment and Consent to Marry

Information from the Juvenile Court represents a total of 360 children and 486 cases that were reported to the TCJFCJ.

A Status offense is an offense committed by a child that if committed by an adult, would not be considered an offense or unlawful act. An example of this is smoking when not legally an adult.

**TENNESSEE COUNCIL OF JUVENILE AND FAMILY COURT JUDGES
2008 ROANE COUNTY JUVENILE COURT STATISTICAL DATA**

**Referrals for Status/Unruly Offenses in CY 2008
Total Status/Unruly Referrals = 287**



Referral Reason	Count	Percent
Truancy	148	51.57%
Unruly Behavior	47	16.38%
Violation of a Valid Court Order	36	12.54%
Possession of Tobacco Products	32	11.15%
In-State Runaway	19	6.62%
Violation of Curfew	3	1.05%
Out-of-State Runaway	2	0.70%
Total	287	

**TENNESSEE COUNCIL OF JUVENILE AND FAMILY COURT JUDGES
2008 ROANE COUNTY JUVENILE COURT STATISTICAL DATA**

Children* with Delinquent Referrals by Race and Sex for CY 2008

	White	African American	Native American	Asian	Mixed Race	Unknown Race	Total
Male	94	3	0	0	3	0	100
Female	68	2	0	0	1	0	71
Unknown Sex	0	0	0	0	0	0	
Totals	162	5	0	0	4	0	171

Children* with Status/Unruly Referrals by Race and Sex for CY 2008

	White	African American	Native American	Asian	Mixed Race	Unknown Race	Total
Male	104	5	1	0	2	0	112
Female	113	2	0	0	5	0	120
Unknown Sex	0	0	0	0	0	0	
Totals	217	7	1	0	7	0	232

Children* with Dependency/Neglect/Abuse Allegations by Race and Sex for CY 2008

	White	African American	Native American	Asian	Mixed Race	Unknown Race	Total
Male	1	0	0	0	0	0	1
Female	3	0	0	0	0	0	3
Unknown Sex	0	0	0	0	0	0	
Totals	4	0	0	0	0	0	4

* A child may be counted in more than one category

**TENNESSEE COUNCIL OF JUVENILE AND FAMILY COURT JUDGES
2008 ROANE COUNTY JUVENILE COURT STATISTICAL DATA**

Delinquent Referrals by Race and Sex for CY 2008

	White	African American	Native American	Asian	Mixed Race	Unknown Race	Total
Male	126	5	0	0	3	0	134
Female	83	3	0	0	1	0	87
Unknown Sex	0	0	0	0	0	0	0
Totals	209	8	0	0	4	0	221

Status/Unruly Referrals by Race and Sex for CY 2008

	White	African American	Native American	Asian	Mixed Race	Unknown Race	Total
Male	134	6	1	0	3	0	144
Female	134	3	0	0	6	0	143
Unknown Sex	0	0	0	0	0	0	0
Totals	268	9	1	0	9	0	287

Dependency/Neglect/Abuse Allegations by Race and Sex for CY 2008

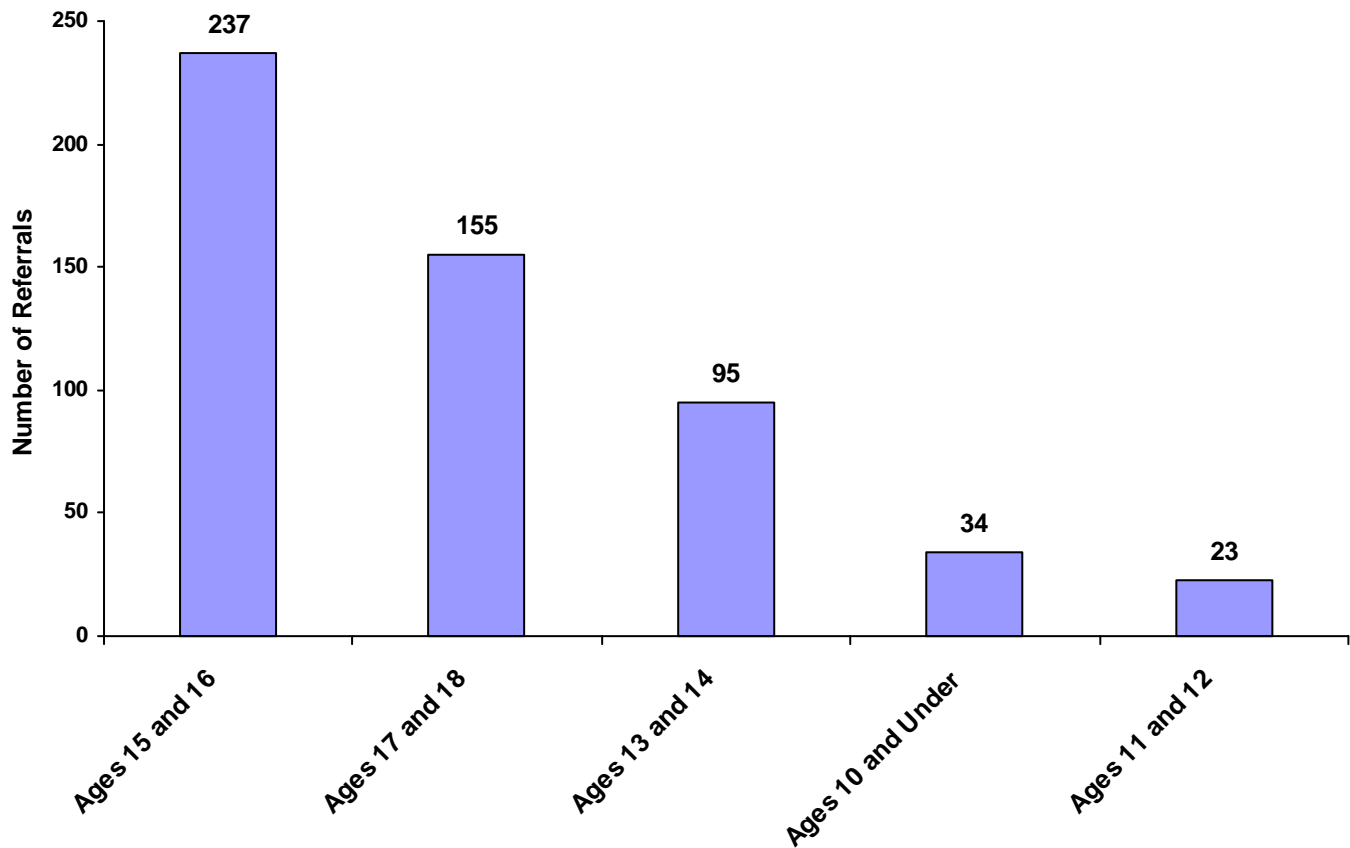
	White	African American	Native American	Asian	Mixed Race	Unknown Race	Total
Male	1	0	0	0	0	0	1
Female	3	0	0	0	0	0	3
Unknown Sex	0	0	0	0	0	0	0
Totals	4	0	0	0	0	0	4

**TENNESSEE COUNCIL OF JUVENILE AND FAMILY COURT JUDGES
2008 ROANE COUNTY JUVENILE COURT STATISTICAL DATA**

Referrals by Age Group, Race and Sex for CY 2008

	White Male	African American Male	Other Race Male	White Female	African American Female	Other Race Female	Unknown Race or Sex	Total	% of Total Referrals
Birth through Age 10	13	0	0	17	1	3	0	34	6.25%
Ages 11 and 12	15	0	0	8	0	0	0	23	4.23%
Ages 13 and 14	43	4	1	43	2	2	0	95	17.46%
Ages 15 and 16	119	7	7	100	2	2	0	237	43.57%
Ages 17 and 18	86	0	1	65	2	0	1	155	28.49%
All Age Group Totals	276	11	9	233	7	7	1	544	

Total Referrals by Age Group

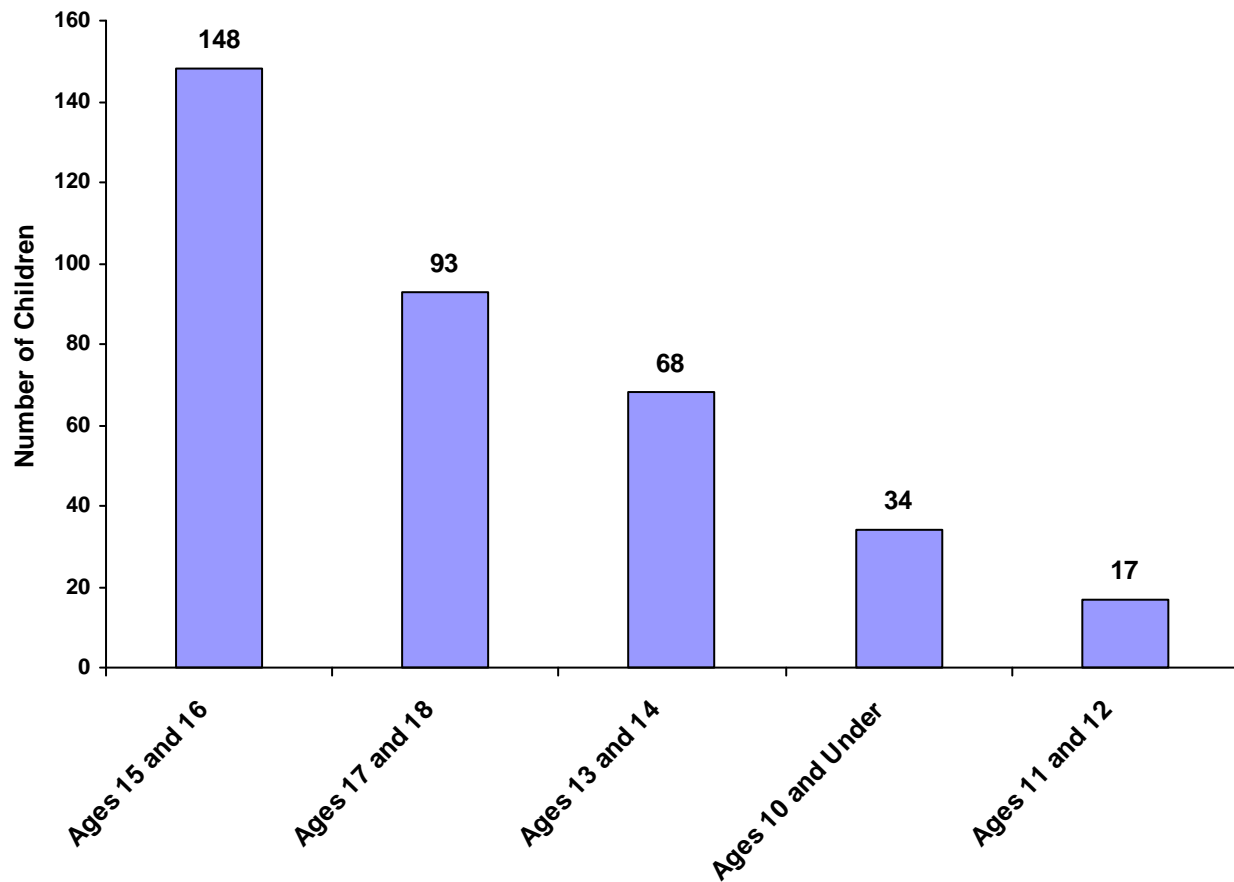


**TENNESSEE COUNCIL OF JUVENILE AND FAMILY COURT JUDGES
2008 ROANE COUNTY JUVENILE COURT STATISTICAL DATA**

Children Referred by Age Group, Race and Sex for CY 2008

	White Male	African American Male	Other Race Male	White Female	African American Female	Other Race Female	Unknown Race or Sex	Total	% of All Children Referred
Ages 10 and Under	13	0	0	17	1	3	0	34	9.44%
Ages 11 through 12	11	0	0	6	0	0	0	17	4.72%
Ages 13 through 14	27	3	1	35	1	1	0	68	18.89%
Ages 15 through 16	79	4	4	59	1	1	0	148	41.11%
Ages 17 through 18	44	0	1	46	1	0	1	93	25.83%
Ages 19 and Over	0	0	0	0	0	0	0	0	0.00%
Total	174	7	6	163	4	5	1	360	

Total Children by Age Group

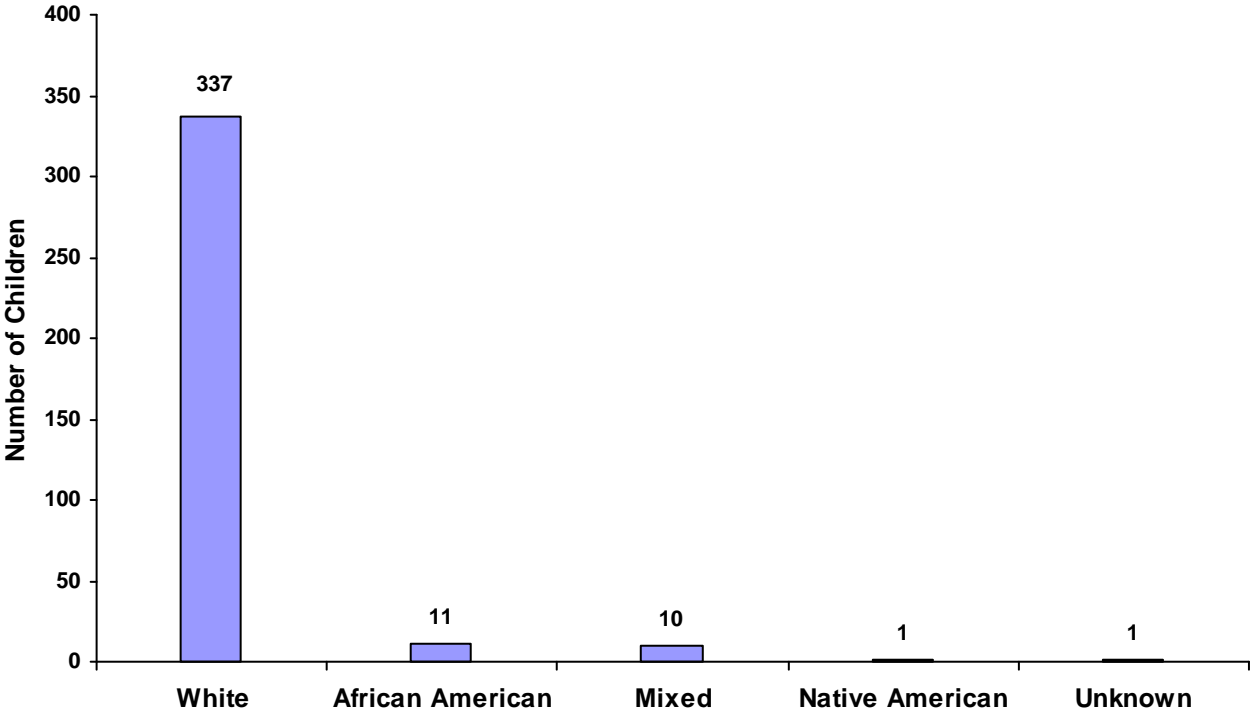


**TENNESSEE COUNCIL OF JUVENILE AND FAMILY COURT JUDGES
2008 ROANE COUNTY JUVENILE COURT STATISTICAL DATA**

Children Referred by Race and Sex for CY 2008

Race	Male	Female	Unknown	Total
White	174	163	0	337
African American	7	4	0	11
Native American	1	0	0	1
Asian	0	0	0	0
Mixed	5	5	0	10
Unknown	1	0	0	1
Total	188	172	0	360

Total Children by Race

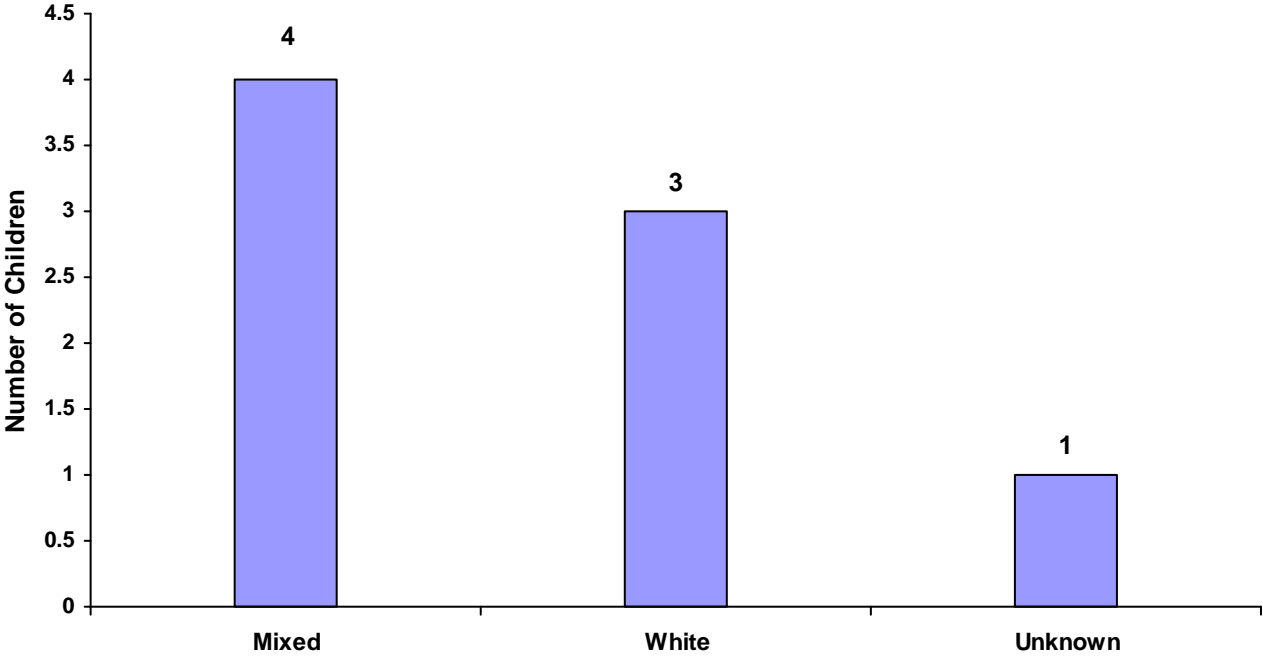


**TENNESSEE COUNCIL OF JUVENILE AND FAMILY COURT JUDGES
2008 ROANE COUNTY JUVENILE COURT STATISTICAL DATA**

Children of Hispanic Origin by Race and Sex for CY 2008

Race	Male	Female	Unknown	Total
White	1	2	0	3
African American	0	0	0	0
Native American	0	0	0	0
Asian	0	0	0	0
Mixed	2	2	0	4
Unknown	1	0	0	1
Total	4	4	0	8

Total Children of Hispanic Origin by Race



**TENNESSEE COUNCIL OF JUVENILE AND FAMILY COURT JUDGES
2008 ROANE COUNTY JUVENILE COURT STATISTICAL DATA**

Referrals by Type of Offense, Age Group, Race and Sex for CY 2008

	White Male	African American Male	Other Race Male	White Female	African American Female	Other Race Female	Unknown Race or Sex	Total
Delinquent								
Ages 10 and Under	1	0	0	0	0	0	0	1
Ages 11 through 12	8	0	0	4	0	0	0	12
Ages 13 through 14	26	2	1	18	2	1	0	50
Ages 15 through 16	57	3	2	40	1	0	0	103
Ages 17 through 18	34	0	0	21	0	0	0	55
Ages 19 and Over	0	0	0	0	0	0	0	0
Total	126	5	3	83	3	1	0	221
Status								
Ages 10 and Under	11	0	0	15	1	3	0	30
Ages 11 through 12	7	0	0	3	0	0	0	10
Ages 13 through 14	14	2	0	24	0	1	0	41
Ages 15 through 16	53	4	3	52	0	2	0	114
Ages 17 through 18	49	0	1	40	2	0	0	92
Ages 19 and Over	0	0	0	0	0	0	0	0
Total	134	6	4	134	3	6	0	287
Dependency and Neglect								
Ages 10 and Under	1	0	0	2	0	0	0	3
Ages 11 through 12	0	0	0	0	0	0	0	0
Ages 13 through 14	0	0	0	0	0	0	0	0
Ages 15 through 16	0	0	0	1	0	0	0	1
Ages 17 through 18	0	0	0	0	0	0	0	0
Ages 19 and Over	0	0	0	0	0	0	0	0
Total	1	0	0	3	0	0	0	4
Other Violations								
Ages 10 and Under	0	0	0	0	0	0	0	0
Ages 11 through 12	0	0	0	0	0	0	0	0
Ages 13 through 14	0	0	0	0	0	0	0	0
Ages 15 through 16	1	0	0	2	0	0	0	3
Ages 17 through 18	0	0	0	0	0	0	1	1
Ages 19 and Over	0	0	0	0	0	0	0	0
Total	1	0	0	2	0	0	1	4

**TENNESSEE COUNCIL OF JUVENILE AND FAMILY COURT JUDGES
2008 ROANE COUNTY JUVENILE COURT STATISTICAL DATA**

Referrals by Type of Offense, Age Group, Race and Sex for CY 2008

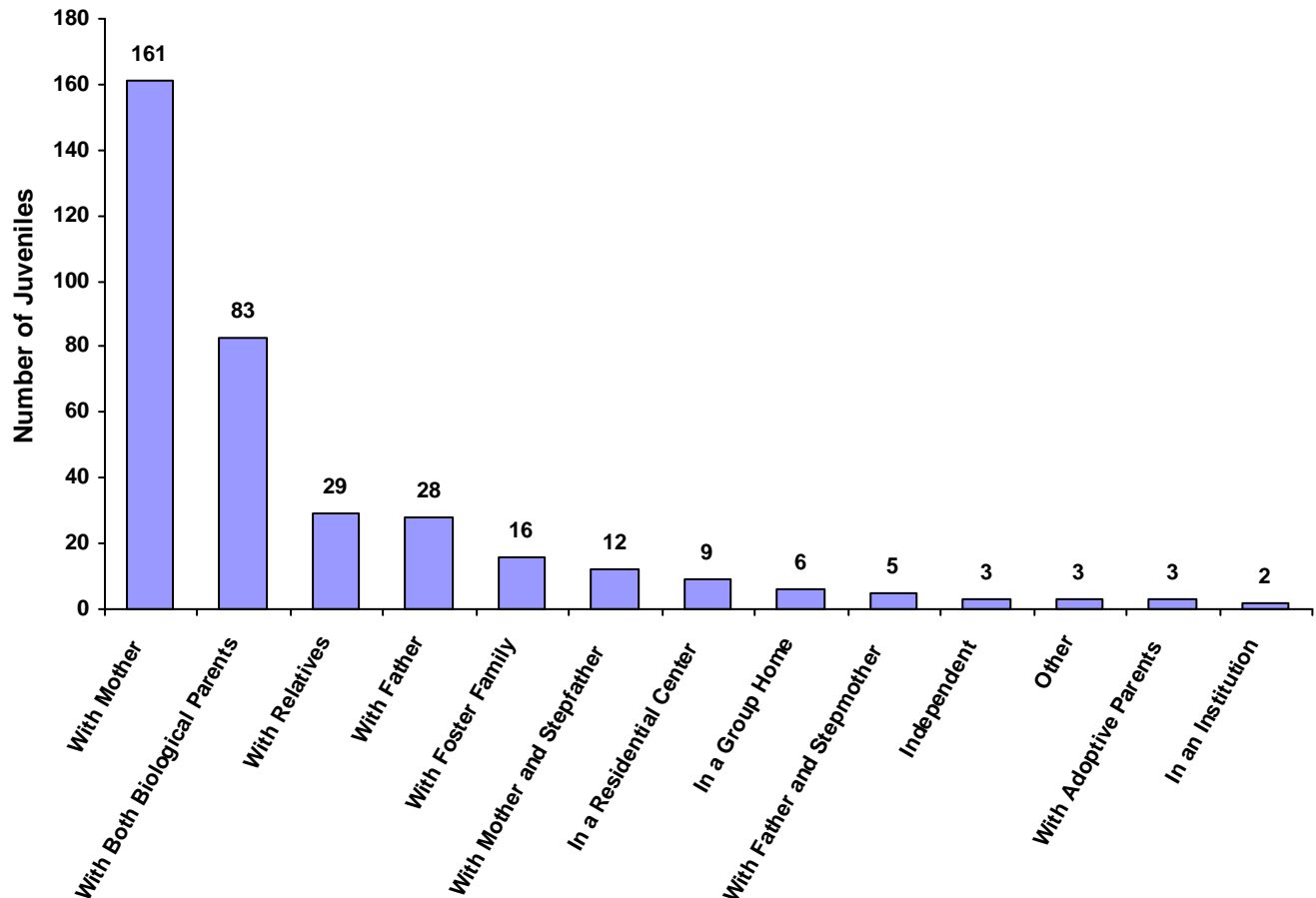
	White Male	African American Male	Other Race Male	White Female	African American Female	Other Race Female	Unknown Race or Sex	Total
Special Proceedings								
Ages 10 and Under	0	0	0	0	0	0	0	0
Ages 11 through 12	0	0	0	0	0	0	0	0
Ages 13 through 14	0	0	0	0	0	0	0	0
Ages 15 through 16	0	0	0	1	0	0	0	1
Ages 17 through 18	0	0	0	0	0	0	0	0
Ages 19 and Over	0	0	0	0	0	0	0	0
Total	0	0	0	1	0	0	0	1
Other								
Ages 10 and Under	0	0	0	0	0	0	0	0
Ages 11 through 12	0	0	0	1	0	0	0	1
Ages 13 through 14	3	0	0	1	0	0	0	4
Ages 15 through 16	8	0	2	4	1	0	0	15
Ages 17 through 18	3	0	0	4	0	0	0	7
Ages 19 and Over	0	0	0	0	0	0	0	0
Total	14	0	2	10	1	0	0	27
Grand Total	276	11	9	233	7	7	1	544

**TENNESSEE COUNCIL OF JUVENILE AND FAMILY COURT JUDGES
2008 ROANE COUNTY JUVENILE COURT STATISTICAL DATA**

Living Arrangement of Juveniles by Race and Sex for CY 2008

	White Male	African American Male	Other Race Male	White Female	African American Female	Other Race Female	Unknown Race or Sex	Total	% of All Children Referred
With Both Biological Parents	39	2	2	39	0	1	0	83	23.06%
With Father and Stepmother	3	0	0	2	0	0	0	5	1.39%
With Mother and Stepfather	5	0	0	7	0	0	0	12	3.33%
With Mother	78	3	3	73	1	2	1	161	44.72%
With Father	13	1	1	13	0	0	0	28	7.78%
With Relatives	14	1	0	12	1	1	0	29	8.06%
With Adoptive Parents	2	0	0	1	0	0	0	3	0.83%
With Foster Family	8	0	0	8	0	0	0	16	4.44%
In a Group Home	3	0	0	3	0	0	0	6	1.67%
In a Residential Center	7	0	0	0	1	1	0	9	2.50%
In an Institution	1	0	0	0	1	0	0	2	0.56%
Independent	1	0	0	2	0	0	0	3	0.83%
Unknown	0	0	0	0	0	0	0	0	0.00%
Other	0	0	0	3	0	0	0	3	0.83%
Totals	174	7	6	163	4	5	1	360	

Living Arrangement of Juveniles



**TENNESSEE COUNCIL OF JUVENILE AND FAMILY COURT JUDGES
2008 ROANE COUNTY JUVENILE COURT STATISTICAL DATA**

Last Grade Completed by Children by Race and Sex for CY 2008

	White Male	African American Male	Other Race Male	White Female	African American Female	Other Race Female	Unknown Race or Sex	Total	% of All Children Referred
Too Young for School	0	0	0	0	0	0	0	0	0.00%
Preschool	0	0	0	0	0	0	0	0	0.00%
Kindergarten	0	0	0	2	0	2	0	4	1.11%
1st Grade	2	0	0	3	1	0	0	6	1.67%
2nd Grade	1	0	0	5	0	0	0	6	1.67%
3rd Grade	4	0	0	2	0	0	0	6	1.67%
4th Grade	6	0	0	2	0	0	0	8	2.22%
5th Grade	8	0	0	5	0	0	0	13	3.61%
6th Grade	13	0	0	6	1	0	0	20	5.56%
7th Grade	12	1	1	13	0	0	0	27	7.50%
8th Grade	32	2	1	23	0	1	0	59	16.39%
9th Grade	44	4	3	35	1	1	1	89	24.72%
10th Grade	29	0	0	25	1	0	0	55	15.28%
11th Grade	13	0	0	21	0	0	0	34	9.44%
12th Grade	1	0	0	1	0	0	0	2	0.56%
Non-Graded Special Ed	0	0	0	0	0	0	0	0	0.00%
GED	2	0	1	7	0	0	0	10	2.78%
Graduated	1	0	0	0	0	0	0	1	0.28%
Never Attended School	0	0	0	0	0	0	0	0	0.00%
Unknown	6	0	0	13	0	1	0	20	5.56%
Other	0	0	0	0	0	0	0	0	0.00%
Totals	174	7	6	163	4	5	1	360	

Children Enrolled in School

	Children	% of All Children
Enrolled	350	97.22%
Not Enrolled	10	2.78%
Unknown		
	360	

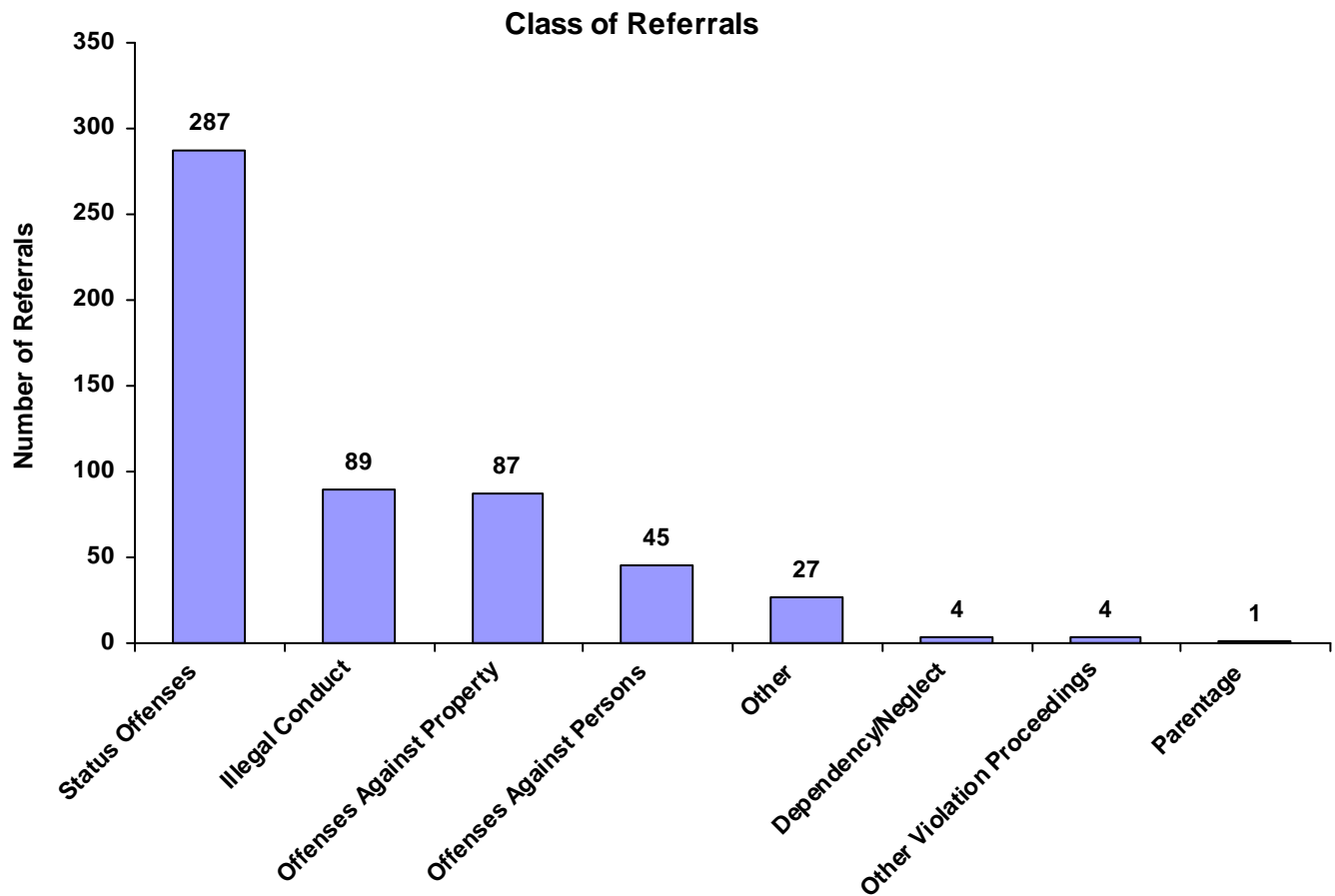
Children Enrolled in Special Education

	Children	% of All Children
Enrolled	38	10.56%
Not Enrolled	316	87.78%
Unknown	6	1.67%
	360	

**TENNESSEE COUNCIL OF JUVENILE AND FAMILY COURT JUDGES
2008 ROANE COUNTY JUVENILE COURT STATISTICAL DATA**

Class of Referrals by Race and Sex for CY 2008

	White Male	African American Male	Other Race Male	White Female	African American Female	Other Race Female	Unknown Race or Sex	Total	% of Total Referrals
Offenses Against Persons	27	2	2	14	0	0	0	45	8.27%
Offenses Against Property	50	2	0	32	2	1	0	87	15.99%
Illegal Conduct	49	1	1	37	1	0	0	89	16.36%
Status Offenses	134	6	4	134	3	6	0	287	52.76%
Dependency/Neglect	1	0	0	3	0	0	0	4	0.74%
Other Violation Proceedings	1	0	0	2	0	0	1	4	0.74%
Parentage	0	0	0	1	0	0	0	1	0.18%
Special Proceedings	0	0	0	0	0	0	0	0	0.00%
Other	14	0	2	10	1	0	0	27	4.96%
Totals	276	11	9	233	7	7	1	544	



**TENNESSEE COUNCIL OF JUVENILE AND FAMILY COURT JUDGES
2008 ROANE COUNTY JUVENILE COURT STATISTICAL DATA**

Referrals by Class and Type Of Offense by Race and Sex for CY 2008

	White Male	African American Male	Other Race Male	White Female	African American Female	Other Race Female	Unknown Race or Sex	Total
<u>Offenses Against Persons</u>								
Assault	16	0	1	14	0	0	0	31
Rape of a Child	6	0	0	0	0	0	0	6
Aggravated Assault	1	1	1	0	0	0	0	3
Other Sexual Offenses	2	0	0	0	0	0	0	2
Reckless Endangerment	1	1	0	0	0	0	0	2
Rape	1	0	0	0	0	0	0	1
Criminal Homicide	0	0	0	0	0	0	0	0
1st Degree Murder	0	0	0	0	0	0	0	0
2nd Degree Murder	0	0	0	0	0	0	0	0
Aggravated Rape	0	0	0	0	0	0	0	0
Aggravated Vehicular Homicide	0	0	0	0	0	0	0	0
Esp. Aggravated Robbery	0	0	0	0	0	0	0	0
Esp. Aggravated Kidnapping	0	0	0	0	0	0	0	0
Aggravated Robbery	0	0	0	0	0	0	0	0
Aggravated Kidnapping	0	0	0	0	0	0	0	0
Aggravated Child Abuse / Neglect	0	0	0	0	0	0	0	0
Aggravated Sexual Battery	0	0	0	0	0	0	0	0
Voluntary Manslaughter	0	0	0	0	0	0	0	0
Vehicular Homicide	0	0	0	0	0	0	0	0
Sexual Abuse of a Child	0	0	0	0	0	0	0	0
Robbery	0	0	0	0	0	0	0	0
Criminally Negligent Homicide	0	0	0	0	0	0	0	0
Attempted Crime Against a Person	0	0	0	0	0	0	0	0
Totals	27	2	2	14	0	0	0	45
<u>Offenses Against Property</u>								
Theft of Property	20	0	0	27	0	1	0	48
Vandalism	21	2	0	2	0	0	0	25
Aggravated Burglary	6	0	0	2	0	0	0	8
Unauthorized Use of a Vehicle	1	0	0	0	2	0	0	3
Burglary	1	0	0	1	0	0	0	2
Arson	1	0	0	0	0	0	0	1
Aggravated Arson	0	0	0	0	0	0	0	0
Forgery	0	0	0	0	0	0	0	0
Worthless Checks	0	0	0	0	0	0	0	0
Illegal Poss/Use of Credit/Debit Cards	0	0	0	0	0	0	0	0
Cruelty to Animals	0	0	0	0	0	0	0	0
Totals	50	2	0	32	2	1	0	87

**TENNESSEE COUNCIL OF JUVENILE AND FAMILY COURT JUDGES
2008 ROANE COUNTY JUVENILE COURT STATISTICAL DATA**

Referrals by Class and Type Of Offense by Race and Sex for CY 2008

	White Male	African American Male	Other Race Male	White Female	African American Female	Other Race Female	Unknown Race or Sex	Total
<u>Illegal Conduct</u>								
Violation of Probation	12	0	0	14	0	0	0	26
Other Drug Offenses	6	0	1	4	0	0	0	11
Possession of Controlled Substances	6	0	0	4	0	0	0	10
Disorderly Conduct	5	0	0	5	0	0	0	10
Harassment	5	0	0	2	0	0	0	7
Possession/Consumption of Alcohol	3	0	0	3	0	0	0	6
Carrying Weapons on School Property	4	1	0	0	0	0	0	5
Public Intoxication	2	0	0	2	0	0	0	4
Resist Stop/Frisk/Halt/Arrest/Search	2	0	0	0	0	0	0	2
Criminal Trespass	1	0	0	1	0	0	0	2
Traffic	1	0	0	0	1	0	0	2
Unlawful Carrying / Poss of a Weapon	1	0	0	0	0	0	0	1
Evading Arrest	0	0	0	1	0	0	0	1
Aggravated Criminal Trespass	0	0	0	1	0	0	0	1
Filing a False Police Report	1	0	0	0	0	0	0	1
Sale of Controlled Substances	0	0	0	0	0	0	0	0
Criminal Attempt	0	0	0	0	0	0	0	0
Escape	0	0	0	0	0	0	0	0
Driving Under Influence (DUI)	0	0	0	0	0	0	0	0
Failure to Appear	0	0	0	0	0	0	0	0
Criminal Impersonation	0	0	0	0	0	0	0	0
Gambling	0	0	0	0	0	0	0	0
Local Ordinances	0	0	0	0	0	0	0	0
Violation of Wildlife Regulations	0	0	0	0	0	0	0	0
Contempt of Court	0	0	0	0	0	0	0	0
Violation of Aftercare	0	0	0	0	0	0	0	0
Totals	49	1	1	37	1	0	0	89
<u>Status Offenses</u>								
Truancy	52	0	1	89	2	4	0	148
Unruly Behavior	27	1	0	18	0	1	0	47
Violation of a Valid Court Order	18	1	3	14	0	0	0	36
Possession of Tobacco Products	23	3	0	6	0	0	0	32
In-State Runaway	13	0	0	5	1	0	0	19
Violation of Curfew	1	1	0	0	0	1	0	3
Out-of-State Runaway	0	0	0	2	0	0	0	2
Totals	134	6	4	134	3	6	0	287
<u>Dependency/Neglect</u>								
Dependency / Neglect	1	0	0	3	0	0	0	4
Sexually Abused Child	0	0	0	0	0	0	0	0
Physically Abused Child	0	0	0	0	0	0	0	0
Termination of Parental Rights	0	0	0	0	0	0	0	0
Totals	1	0	0	3	0	0	0	4

**TENNESSEE COUNCIL OF JUVENILE AND FAMILY COURT JUDGES
2008 ROANE COUNTY JUVENILE COURT STATISTICAL DATA**

Referrals by Class and Type Of Offense by Race and Sex for CY 2008

	White Male	African American Male	Other Race Male	White Female	African American Female	Other Race Female	Unknown Race or Sex	Total
<u>Other Violation Proceedings</u>								
Violation of Informal Adjustment	1	0	0	2	0	0	1	4
Violation of Pretrial Diversion	0	0	0	0	0	0	0	0
Totals	1	0	0	2	0	0	1	4
<u>Parentage</u>								
Custody	0	0	0	1	0	0	0	1
Visitation	0	0	0	0	0	0	0	0
Paternity / Legitimation	0	0	0	0	0	0	0	0
Child Support	0	0	0	0	0	0	0	0
Totals	0	0	0	1	0	0	0	1
<u>Special Proceedings</u>								
Judicial Review	0	0	0	0	0	0	0	0
Administrative Review	0	0	0	0	0	0	0	0
Foster Care Review	0	0	0	0	0	0	0	0
Request for Medical Treatment	0	0	0	0	0	0	0	0
Consent to Marry	0	0	0	0	0	0	0	0
Totals	0	0	0	0	0	0	0	0
<u>Other</u>								
Other	14	0	2	10	1	0	0	27
Totals	14	0	2	10	1	0	0	27
All Referral Totals	276	11	9	233	7	7	1	544

**TENNESSEE COUNCIL OF JUVENILE AND FAMILY COURT JUDGES
2008 ROANE COUNTY JUVENILE COURT STATISTICAL DATA**

Referral Reasons by Type of Offense, Race and Sex for CY 2008

	White Male	African American Male	Other Race Male	White Female	African American Female	Other Race Female	Unknown Race or Sex	Total
Delinquent								
Theft of Property	20	0	0	27	0	1	0	48
Assault	16	0	1	14	0	0	0	31
Violation of Probation	12	0	0	14	0	0	0	26
Vandalism	21	2	0	2	0	0	0	25
Other Drug Offenses	6	0	1	4	0	0	0	11
Possession of Controlled Substances	6	0	0	4	0	0	0	10
Disorderly Conduct	5	0	0	5	0	0	0	10
Aggravated Burglary	6	0	0	2	0	0	0	8
Harassment	5	0	0	2	0	0	0	7
Rape of a Child	6	0	0	0	0	0	0	6
Possession/Consumption of Alcohol	3	0	0	3	0	0	0	6
Carrying Weapons on School Property	4	1	0	0	0	0	0	5
Public Intoxication	2	0	0	2	0	0	0	4
Aggravated Assault	1	1	1	0	0	0	0	3
Unauthorized Use of a Vehicle	1	0	0	0	2	0	0	3
Other Sexual Offenses	2	0	0	0	0	0	0	2
Reckless Endangerment	1	1	0	0	0	0	0	2
Burglary	1	0	0	1	0	0	0	2
Resist Stop/Frisk/Halt/Arrest/Search	2	0	0	0	0	0	0	2
Criminal Trespass	1	0	0	1	0	0	0	2
Traffic	1	0	0	0	1	0	0	2
Rape	1	0	0	0	0	0	0	1
Arson	1	0	0	0	0	0	0	1
Unlawful Carrying / Poss of a Weapon	1	0	0	0	0	0	0	1
Evading Arrest	0	0	0	1	0	0	0	1
Aggravated Criminal Trespass	0	0	0	1	0	0	0	1
Filing a False Police Report	1	0	0	0	0	0	0	1
Criminal Homicide	0	0	0	0	0	0	0	0
1st Degree Murder	0	0	0	0	0	0	0	0
2nd Degree Murder	0	0	0	0	0	0	0	0
Aggravated Rape	0	0	0	0	0	0	0	0
Aggravated Vehicular Homicide	0	0	0	0	0	0	0	0
Esp. Aggravated Robbery	0	0	0	0	0	0	0	0
Esp. Aggravated Kidnapping	0	0	0	0	0	0	0	0
Aggravated Robbery	0	0	0	0	0	0	0	0
Aggravated Kidnapping	0	0	0	0	0	0	0	0
Aggravated Child Abuse / Neglect	0	0	0	0	0	0	0	0
Aggravated Sexual Battery	0	0	0	0	0	0	0	0
Voluntary Manslaughter	0	0	0	0	0	0	0	0
Vehicular Homicide	0	0	0	0	0	0	0	0
Sexual Abuse of a Child	0	0	0	0	0	0	0	0
Robbery	0	0	0	0	0	0	0	0
Criminally Negligent Homicide	0	0	0	0	0	0	0	0
Attempted Crime Against a Person	0	0	0	0	0	0	0	0
Aggravated Arson	0	0	0	0	0	0	0	0
Forgery	0	0	0	0	0	0	0	0
Worthless Checks	0	0	0	0	0	0	0	0
Illegal Poss/Use of Credit/Debit Cards	0	0	0	0	0	0	0	0
Cruelty to Animals	0	0	0	0	0	0	0	0
Sale of Controlled Substances	0	0	0	0	0	0	0	0
Criminal Attempt	0	0	0	0	0	0	0	0
Escape	0	0	0	0	0	0	0	0

**TENNESSEE COUNCIL OF JUVENILE AND FAMILY COURT JUDGES
2008 ROANE COUNTY JUVENILE COURT STATISTICAL DATA**

Referral Reasons by Type of Offense, Race and Sex for CY 2008

	White Male	African American Male	Other Race Male	White Female	African American Female	Other Race Female	Unknown Race or Sex	Total
<u>Delinquent</u>								
Driving Under Influence (DUI)	0	0	0	0	0	0	0	0
Failure to Appear	0	0	0	0	0	0	0	0
Criminal Impersonation	0	0	0	0	0	0	0	0
Gambling	0	0	0	0	0	0	0	0
Local Ordinances	0	0	0	0	0	0	0	0
Violation of Wildlife Regulations	0	0	0	0	0	0	0	0
Contempt of Court	0	0	0	0	0	0	0	0
Violation of Aftercare	0	0	0	0	0	0	0	0
Totals	126	5	3	83	3	1	0	221
<u>Status</u>								
Truancy	52	0	1	89	2	4	0	148
Unruly Behavior	27	1	0	18	0	1	0	47
Violation of a Valid Court Order	18	1	3	14	0	0	0	36
Possession of Tobacco Products	23	3	0	6	0	0	0	32
In-State Runaway	13	0	0	5	1	0	0	19
Violation of Curfew	1	1	0	0	0	1	0	3
Out-of-State Runaway	0	0	0	2	0	0	0	2
Totals	134	6	4	134	3	6	0	287
<u>Dependency and Neglect</u>								
Dependency / Neglect	1	0	0	3	0	0	0	4
Sexually Abused Child	0	0	0	0	0	0	0	0
Physically Abused Child	0	0	0	0	0	0	0	0
Termination of Parental Rights	0	0	0	0	0	0	0	0
Totals	1	0	0	3	0	0	0	4
<u>Other Violations</u>								
Violation of Informal Adjustment	1	0	0	2	0	0	1	4
Violation of Pretrial Diversion	0	0	0	0	0	0	0	0
Totals	1	0	0	2	0	0	1	4
<u>Special Proceedings</u>								
Custody	0	0	0	1	0	0	0	1
Judicial Review	0	0	0	0	0	0	0	0
Administrative Review	0	0	0	0	0	0	0	0
Foster Care Review	0	0	0	0	0	0	0	0
Visitation	0	0	0	0	0	0	0	0
Paternity / Legitimation	0	0	0	0	0	0	0	0
Child Support	0	0	0	0	0	0	0	0
Request for Medical Treatment	0	0	0	0	0	0	0	0
Consent to Marry	0	0	0	0	0	0	0	0
Totals	0	0	0	1	0	0	0	1
<u>Other</u>								
Other	14	0	2	10	1	0	0	27
Totals	14	0	2	10	1	0	0	27
All Referral Totals	276	11	9	233	7	7	1	544

**TENNESSEE COUNCIL OF JUVENILE AND FAMILY COURT JUDGES
2008 ROANE COUNTY JUVENILE COURT STATISTICAL DATA**

Top 4 Referral Reasons by Race and Sex for CY 2008

Sex	Race	Referral Reason	Total
Male			
	White	1. Truancy	52
		2. Unruly Behavior	27
		3. Possession of Tobacco Products	23
		4. Vandalism	21
	African American	1. Possession of Tobacco Products	3
		2. Vandalism	2
		3. Violation of Curfew	1
		4. Carrying Weapons on School Property	1
	Other Race	1. Violation of a Valid Court Order	3
		2. Other	2
		3. Assault	1
		4. Other Drug Offenses	1
Female			
	White	1. Truancy	89
		2. Theft of Property	27
		3. Unruly Behavior	18
		4. Violation of a Valid Court Order	14
	African American	1. Truancy	2
		2. Unauthorized Use of a Vehicle	2
		3. Other	1
		4. In-State Runaway	1
	Other Race	1. Truancy	4
		2. Theft of Property	1
		3. Unruly Behavior	1
		4. Violation of Curfew	1
Unknown			
	Unknown	1. Violation of Informal Adjustment	1

**TENNESSEE COUNCIL OF JUVENILE AND FAMILY COURT JUDGES
2008 ROANE COUNTY JUVENILE COURT STATISTICAL DATA**

Top 4 Referral Reasons by Race and Sex and by Type of Offense for CY 2008

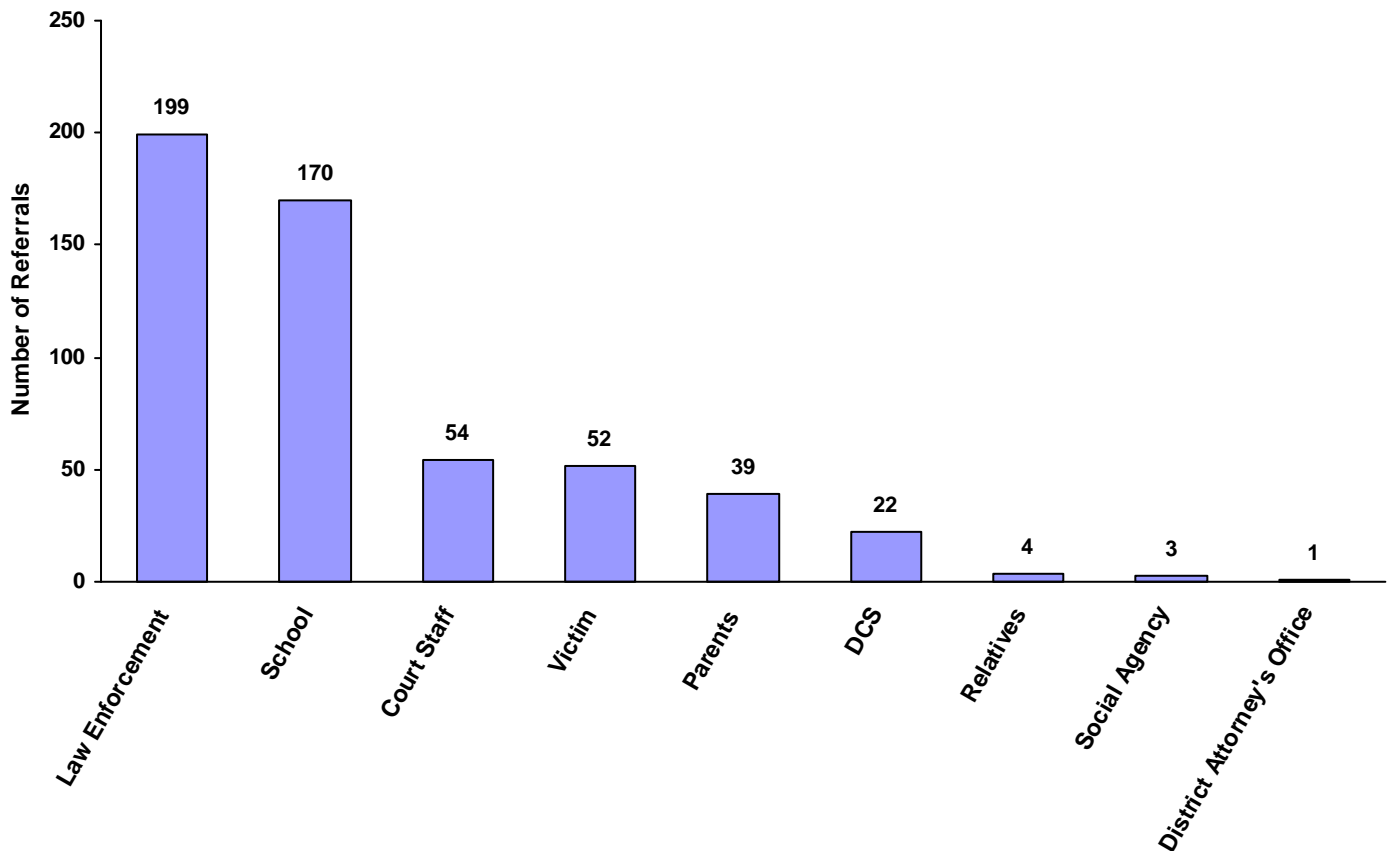
Sex	Race	Referral Type	Referral Reason	Total
Male	White	Delinquent	1. Vandalism	21
			2. Theft of Property	20
			3. Assault	16
			4. Violation of Probation	12
		Status	1. Truancy	52
			2. Unruly Behavior	27
			3. Possession of Tobacco Products	23
			4. Violation of a Valid Court Order	18
		Dependency and Neglect	1. Dependency / Neglect	1
		Other Violations	1. Violation of Informal Adjustment	1
Other	1. Other	14		
Male	African American	Delinquent	1. Vandalism	2
			2. Aggravated Assault	1
			3. Carrying Weapons on School Property	1
			4. Reckless Endangerment	1
		Status	1. Possession of Tobacco Products	3
			2. Violation of Curfew	1
			3. Unruly Behavior	1
			4. Violation of a Valid Court Order	1
Male	Other Race	Delinquent	1. Aggravated Assault	1
			2. Assault	1
			3. Other Drug Offenses	1
		Status	1. Violation of a Valid Court Order	3
			2. Truancy	1
Other	1. Other	2		
Female	White	Delinquent	1. Theft of Property	27
			2. Assault	14
			3. Violation of Probation	14
			4. Disorderly Conduct	5
		Status	1. Truancy	89
			2. Unruly Behavior	18
			3. Violation of a Valid Court Order	14
			4. Possession of Tobacco Products	6
		Dependency and Neglect	1. Dependency / Neglect	3
		Other Violations	1. Violation of Informal Adjustment	2
		Special Proceedings	1. Custody	1
Other	1. Other	10		
Female	African American	Delinquent	1. Unauthorized Use of a Vehicle	2
			2. Traffic	1
		Status	1. Truancy	2
			2. In-State Runaway	1
Other	1. Other	1		
Female	Other Race	Delinquent	1. Theft of Property	1
		Status	1. Truancy	4
			2. Unruly Behavior	1
			3. Violation of Curfew	1
Unknown	Unknown	Other Violations	1. Violation of Informal Adjustment	1

**TENNESSEE COUNCIL OF JUVENILE AND FAMILY COURT JUDGES
2008 ROANE COUNTY JUVENILE COURT STATISTICAL DATA**

Source of Referrals by Race and Sex for CY 2008

	White Male	African American Male	Other Race Male	White Female	African American Female	Other Race Female	Unknown Race or Sex	Total	% of Total Referrals
Law Enforcement	127	8	1	57	4	2	0	199	36.58%
Parents	17	1	0	21	0	0	0	39	7.17%
Relatives	4	0	0	0	0	0	0	4	0.74%
Self	0	0	0	0	0	0	0	0	0.00%
School	68	1	3	92	2	4	0	170	31.25%
CSA	0	0	0	0	0	0	0	0	0.00%
DCS	15	0	1	5	1	0	0	22	4.04%
Other State Department	0	0	0	0	0	0	0	0	0.00%
District Attorney's Office	0	0	0	1	0	0	0	1	0.18%
Court Staff	21	1	2	29	0	0	1	54	9.93%
Social Agency	3	0	0	0	0	0	0	3	0.55%
Other Court	0	0	0	0	0	0	0	0	0.00%
Victim	21	0	2	28	0	1	0	52	9.56%
Child & Parent	0	0	0	0	0	0	0	0	0.00%
Hospital	0	0	0	0	0	0	0	0	0.00%
Unknown	0	0	0	0	0	0	0	0	0.00%
Other	0	0	0	0	0	0	0	0	0.00%
Totals	276	11	9	233	7	7	1	544	

Total Source of Referrals



**TENNESSEE COUNCIL OF JUVENILE AND FAMILY COURT JUDGES
2008 ROANE COUNTY JUVENILE COURT STATISTICAL DATA**

Six Most Frequent Referral Reasons by Source, Race and Sex for CY 2008

	White Male	African American Male	Other Race Male	White Female	African American Female	Other Race Female	Unknown Race or Sex	Total
<u>Law Enforcement</u>								
1. Other	14	0	1	9	1	0	0	25
2. Possession of Tobacco Products	17	2	0	6	0	0	0	25
3. Assault	12	0	0	10	0	0	0	22
4. Vandalism	17	2	0	2	0	0	0	21
5. Theft of Property	7	0	0	6	0	0	0	13
6. Unruly Behavior	9	0	0	1	0	1	0	11
<u>Parents</u>								
1. Unruly Behavior	13	1	0	16	0	0	0	30
2. In-State Runaway	3	0	0	3	0	0	0	6
3. Assault	0	0	0	1	0	0	0	1
4. Custody	0	0	0	1	0	0	0	1
5. Theft of Property	1	0	0	0	0	0	0	1
6. NO REFERRAL SUBMITTED	0	0	0	0	0	0	0	0
<u>Relatives</u>								
1. Unruly Behavior	2	0	0	0	0	0	0	2
2. Disorderly Conduct	1	0	0	0	0	0	0	1
3. In-State Runaway	1	0	0	0	0	0	0	1
4. NO REFERRAL SUBMITTED	0	0	0	0	0	0	0	0
<u>Self</u>								
1. NO REFERRAL SUBMITTED	0	0	0	0	0	0	0	0
<u>School</u>								
1. Truancy	52	0	1	88	2	4	0	147
2. Possession of Tobacco Products	5	1	0	0	0	0	0	6
3. In-State Runaway	4	0	0	0	0	0	0	4
4. Assault	2	0	0	0	0	0	0	2
5. Dependency / Neglect	1	0	0	1	0	0	0	2
6. Unruly Behavior	1	0	0	1	0	0	0	2
<u>Community Service Agencies</u>								
1. NO REFERRAL SUBMITTED	0	0	0	0	0	0	0	0
<u>Department of Children's Services</u>								
1. Violation of a Valid Court Order	8	0	1	2	0	0	0	11
2. In-State Runaway	3	0	0	2	1	0	0	6
3. Unruly Behavior	2	0	0	0	0	0	0	2
4. Violation of Probation	2	0	0	0	0	0	0	2
5. Out-of-State Runaway	0	0	0	1	0	0	0	1
6. NO REFERRAL SUBMITTED	0	0	0	0	0	0	0	0
<u>Other State Department</u>								
1. NO REFERRAL SUBMITTED	0	0	0	0	0	0	0	0

**TENNESSEE COUNCIL OF JUVENILE AND FAMILY COURT JUDGES
2008 ROANE COUNTY JUVENILE COURT STATISTICAL DATA**

Six Most Frequent Referral Reasons by Source, Race and Sex for CY 2008

	White Male	African American Male	Other Race Male	White Female	African American Female	Other Race Female	Unknown Race or Sex	Total
<u>District Attorney's Office</u>								
1. Dependency / Neglect	0	0	0	1	0	0	0	1
2. NO REFERRAL SUBMITTED	0	0	0	0	0	0	0	0
<u>Court Staff</u>								
1. Violation of a Valid Court Order	10	1	2	12	0	0	0	25
2. Violation of Probation	10	0	0	13	0	0	0	23
3. Violation of Informal Adjustment	1	0	0	2	0	0	1	4
4. Dependency / Neglect	0	0	0	1	0	0	0	1
5. Disorderly Conduct	0	0	0	1	0	0	0	1
6. NO REFERRAL SUBMITTED	0	0	0	0	0	0	0	0
<u>Social Agency</u>								
1. Aggravated Assault	1	0	0	0	0	0	0	1
2. Assault	1	0	0	0	0	0	0	1
3. Possession of Tobacco Products	1	0	0	0	0	0	0	1
4. NO REFERRAL SUBMITTED	0	0	0	0	0	0	0	0
<u>Other Court</u>								
1. NO REFERRAL SUBMITTED	0	0	0	0	0	0	0	0
<u>Victim</u>								
1. Theft of Property	12	0	0	21	0	1	0	34
2. Harassment	4	0	0	2	0	0	0	6
3. Assault	1	0	1	3	0	0	0	5
4. Criminal Trespass	1	0	0	1	0	0	0	2
5. Vandalism	2	0	0	0	0	0	0	2
6. Aggravated Assault	0	0	1	0	0	0	0	1
<u>Child & Parent</u>								
1. NO REFERRAL SUBMITTED	0	0	0	0	0	0	0	0
<u>Hospital</u>								
1. NO REFERRAL SUBMITTED	0	0	0	0	0	0	0	0
<u>Unknown</u>								
1. NO REFERRAL SUBMITTED	0	0	0	0	0	0	0	0
<u>Other</u>								
1. NO REFERRAL SUBMITTED	0	0	0	0	0	0	0	0

**TENNESSEE COUNCIL OF JUVENILE AND FAMILY COURT JUDGES
2008 ROANE COUNTY JUVENILE COURT STATISTICAL DATA**

Source of Referrals by Type of Offense, Race and Sex for CY 2008

	White Male	African American Male	Other Race Male	White Female	African American Female	Other Race Female	Unknown Race or Sex	Total
<u>Delinquent</u>								
Law Enforcement	85	5	0	39	3	0	0	132
Victim	20	0	2	27	0	1	0	50
Court Staff	10	0	0	14	0	0	0	24
School	5	0	1	2	0	0	0	8
DCS	2	0	0	0	0	0	0	2
Parents	1	0	0	1	0	0	0	2
Social Agency	2	0	0	0	0	0	0	2
Relatives	1	0	0	0	0	0	0	1
Child & Parent	0	0	0	0	0	0	0	0
CSA	0	0	0	0	0	0	0	0
District Attorney's Office	0	0	0	0	0	0	0	0
Hospital	0	0	0	0	0	0	0	0
Other	0	0	0	0	0	0	0	0
Other Court	0	0	0	0	0	0	0	0
Other State Department	0	0	0	0	0	0	0	0
Self	0	0	0	0	0	0	0	0
Unknown	0	0	0	0	0	0	0	0
Totals	126	5	3	83	3	1	0	221

	White Male	African American Male	Other Race Male	White Female	African American Female	Other Race Female	Unknown Race or Sex	Total
<u>Status/Unruly</u>								
School	62	1	1	89	2	4	0	159
Law Enforcement	28	3	0	9	0	2	0	42
Parents	16	1	0	19	0	0	0	36
Court Staff	10	1	2	12	0	0	0	25
DCS	13	0	1	5	1	0	0	20
Relatives	3	0	0	0	0	0	0	3
Social Agency	1	0	0	0	0	0	0	1
Victim	1	0	0	0	0	0	0	1
Child & Parent	0	0	0	0	0	0	0	0
CSA	0	0	0	0	0	0	0	0
District Attorney's Office	0	0	0	0	0	0	0	0
Hospital	0	0	0	0	0	0	0	0
Other	0	0	0	0	0	0	0	0
Other Court	0	0	0	0	0	0	0	0
Other State Department	0	0	0	0	0	0	0	0
Self	0	0	0	0	0	0	0	0
Unknown	0	0	0	0	0	0	0	0
Totals	134	6	4	134	3	6	0	287

**TENNESSEE COUNCIL OF JUVENILE AND FAMILY COURT JUDGES
2008 ROANE COUNTY JUVENILE COURT STATISTICAL DATA**

Source of Referrals by Type of Offense, Race and Sex for CY 2008

	White Male	African American Male	Other Race Male	White Female	African American Female	Other Race Female	Unknown Race or Sex	Total
<u>Dependency and Neglect</u>								
School	1	0	0	1	0	0	0	2
Court Staff	0	0	0	1	0	0	0	1
District Attorney's Office	0	0	0	1	0	0	0	1
Child & Parent	0	0	0	0	0	0	0	0
CSA	0	0	0	0	0	0	0	0
DCS	0	0	0	0	0	0	0	0
Hospital	0	0	0	0	0	0	0	0
Law Enforcement	0	0	0	0	0	0	0	0
Other	0	0	0	0	0	0	0	0
Other Court	0	0	0	0	0	0	0	0
Other State Department	0	0	0	0	0	0	0	0
Parents	0	0	0	0	0	0	0	0
Relatives	0	0	0	0	0	0	0	0
Self	0	0	0	0	0	0	0	0
Social Agency	0	0	0	0	0	0	0	0
Unknown	0	0	0	0	0	0	0	0
Victim	0	0	0	0	0	0	0	0
Totals	1	0	0	3	0	0	0	4

<u>Other Violations</u>								
Court Staff	1	0	0	2	0	0	1	4
Child & Parent	0	0	0	0	0	0	0	0
CSA	0	0	0	0	0	0	0	0
DCS	0	0	0	0	0	0	0	0
District Attorney's Office	0	0	0	0	0	0	0	0
Hospital	0	0	0	0	0	0	0	0
Law Enforcement	0	0	0	0	0	0	0	0
Other	0	0	0	0	0	0	0	0
Other Court	0	0	0	0	0	0	0	0
Other State Department	0	0	0	0	0	0	0	0
Parents	0	0	0	0	0	0	0	0
Relatives	0	0	0	0	0	0	0	0
School	0	0	0	0	0	0	0	0
Self	0	0	0	0	0	0	0	0
Social Agency	0	0	0	0	0	0	0	0
Unknown	0	0	0	0	0	0	0	0
Victim	0	0	0	0	0	0	0	0
Totals	1	0	0	2	0	0	1	4

**TENNESSEE COUNCIL OF JUVENILE AND FAMILY COURT JUDGES
2008 ROANE COUNTY JUVENILE COURT STATISTICAL DATA**

Source of Referrals by Type of Offense, Race and Sex for CY 2008

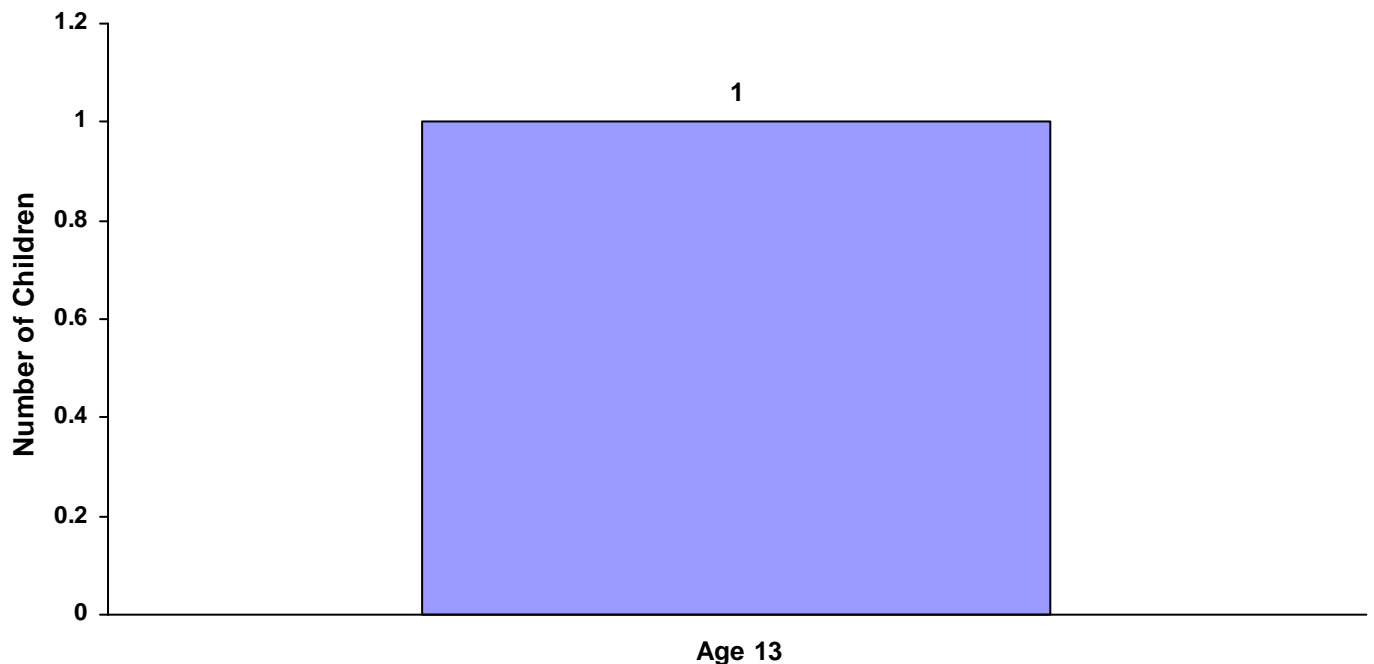
	White Male	African American Male	Other Race Male	White Female	African American Female	Other Race Female	Unknown Race or Sex	Total
<u>Special Proceedings</u>								
Parents	0	0	0	1	0	0	0	1
Child & Parent	0	0	0	0	0	0	0	0
Court Staff	0	0	0	0	0	0	0	0
CSA	0	0	0	0	0	0	0	0
DCS	0	0	0	0	0	0	0	0
District Attorney's Office	0	0	0	0	0	0	0	0
Hospital	0	0	0	0	0	0	0	0
Law Enforcement	0	0	0	0	0	0	0	0
Other	0	0	0	0	0	0	0	0
Other Court	0	0	0	0	0	0	0	0
Other State Department	0	0	0	0	0	0	0	0
Relatives	0	0	0	0	0	0	0	0
School	0	0	0	0	0	0	0	0
Self	0	0	0	0	0	0	0	0
Social Agency	0	0	0	0	0	0	0	0
Unknown	0	0	0	0	0	0	0	0
Victim	0	0	0	0	0	0	0	0
Totals	0	0	0	1	0	0	0	1
<u>Other</u>								
Law Enforcement	14	0	1	9	1	0	0	25
School	0	0	1	0	0	0	0	1
Victim	0	0	0	1	0	0	0	1
Child & Parent	0	0	0	0	0	0	0	0
Court Staff	0	0	0	0	0	0	0	0
CSA	0	0	0	0	0	0	0	0
DCS	0	0	0	0	0	0	0	0
District Attorney's Office	0	0	0	0	0	0	0	0
Hospital	0	0	0	0	0	0	0	0
Other	0	0	0	0	0	0	0	0
Other Court	0	0	0	0	0	0	0	0
Other State Department	0	0	0	0	0	0	0	0
Parents	0	0	0	0	0	0	0	0
Relatives	0	0	0	0	0	0	0	0
Self	0	0	0	0	0	0	0	0
Social Agency	0	0	0	0	0	0	0	0
Unknown	0	0	0	0	0	0	0	0
Totals	14	0	2	10	1	0	0	27
All Referral Source Totals	276	11	9	233	7	7	1	544

**TENNESSEE COUNCIL OF JUVENILE AND FAMILY COURT JUDGES
2008 ROANE COUNTY JUVENILE COURT STATISTICAL DATA**

**Children Referred for Unlawful Carrying/Possession of a Weapon for CY 2008
Total Children = 360**

	White Male	African American Male	Other Race Male	White Female	African American Female	Other Race Female	Unknown Race or Sex	Total	% of All Children Referred
Age Under 1	0	0	0	0	0	0	0	0	0.00%
Age 1	0	0	0	0	0	0	0	0	0.00%
Age 2	0	0	0	0	0	0	0	0	0.00%
Age 3	0	0	0	0	0	0	0	0	0.00%
Age 4	0	0	0	0	0	0	0	0	0.00%
Age 5	0	0	0	0	0	0	0	0	0.00%
Age 6	0	0	0	0	0	0	0	0	0.00%
Age 7	0	0	0	0	0	0	0	0	0.00%
Age 8	0	0	0	0	0	0	0	0	0.00%
Age 9	0	0	0	0	0	0	0	0	0.00%
Age 10	0	0	0	0	0	0	0	0	0.00%
Age 11	0	0	0	0	0	0	0	0	0.00%
Age 12	0	0	0	0	0	0	0	0	0.00%
Age 13	1	0	0	0	0	0	0	1	0.28%
Age 14	0	0	0	0	0	0	0	0	0.00%
Age 15	0	0	0	0	0	0	0	0	0.00%
Age 16	0	0	0	0	0	0	0	0	0.00%
Age 17	0	0	0	0	0	0	0	0	0.00%
Age 18	0	0	0	0	0	0	0	0	0.00%
Age 19 and Over	0	0	0	0	0	0	0	0	0.00%
Totals	1	0	0	0	0	0	0	1	

Total Children Referred for Unlawfully Carrying/Possessing Weapons



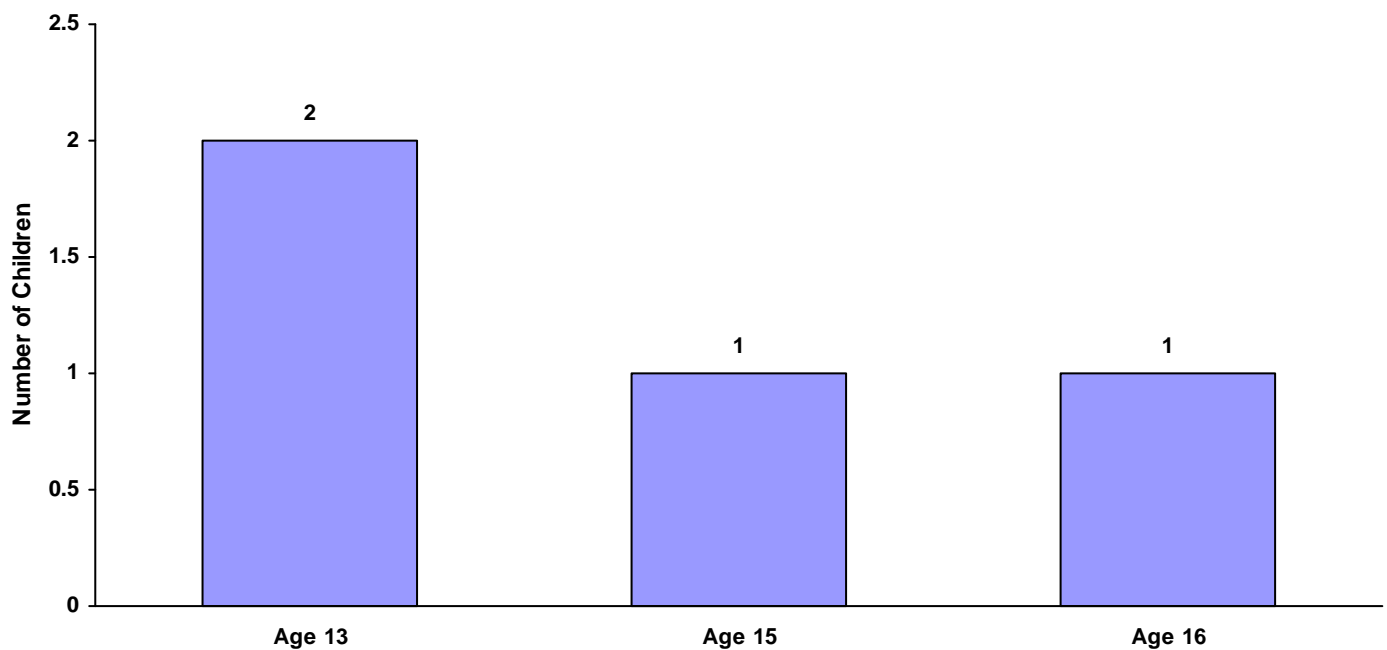
**TENNESSEE COUNCIL OF JUVENILE AND FAMILY COURT JUDGES
2008 ROANE COUNTY JUVENILE COURT STATISTICAL DATA**

Children Referred for Carrying Weapons on School Property for CY 2008

Total Children = 360

	White Male	African American Male	Other Race Male	White Female	African American Female	Other Race Female	Unknown Race or Sex	Total	% of Children Referred
Age Under 1	0	0	0	0	0	0	0	0	0.00%
Age 1	0	0	0	0	0	0	0	0	0.00%
Age 2	0	0	0	0	0	0	0	0	0.00%
Age 3	0	0	0	0	0	0	0	0	0.00%
Age 4	0	0	0	0	0	0	0	0	0.00%
Age 5	0	0	0	0	0	0	0	0	0.00%
Age 6	0	0	0	0	0	0	0	0	0.00%
Age 7	0	0	0	0	0	0	0	0	0.00%
Age 8	0	0	0	0	0	0	0	0	0.00%
Age 9	0	0	0	0	0	0	0	0	0.00%
Age 10	0	0	0	0	0	0	0	0	0.00%
Age 11	0	0	0	0	0	0	0	0	0.00%
Age 12	0	0	0	0	0	0	0	0	0.00%
Age 13	1	1	0	0	0	0	0	2	0.56%
Age 14	0	0	0	0	0	0	0	0	0.00%
Age 15	1	0	0	0	0	0	0	1	0.28%
Age 16	1	0	0	0	0	0	0	1	0.28%
Age 17	0	0	0	0	0	0	0	0	0.00%
Age 18	0	0	0	0	0	0	0	0	0.00%
Age 19 and Over	0	0	0	0	0	0	0	0	0.00%
Totals	3	1	0	0	0	0	0	4	

Total Children Referred for Carrying Weapons on School Property

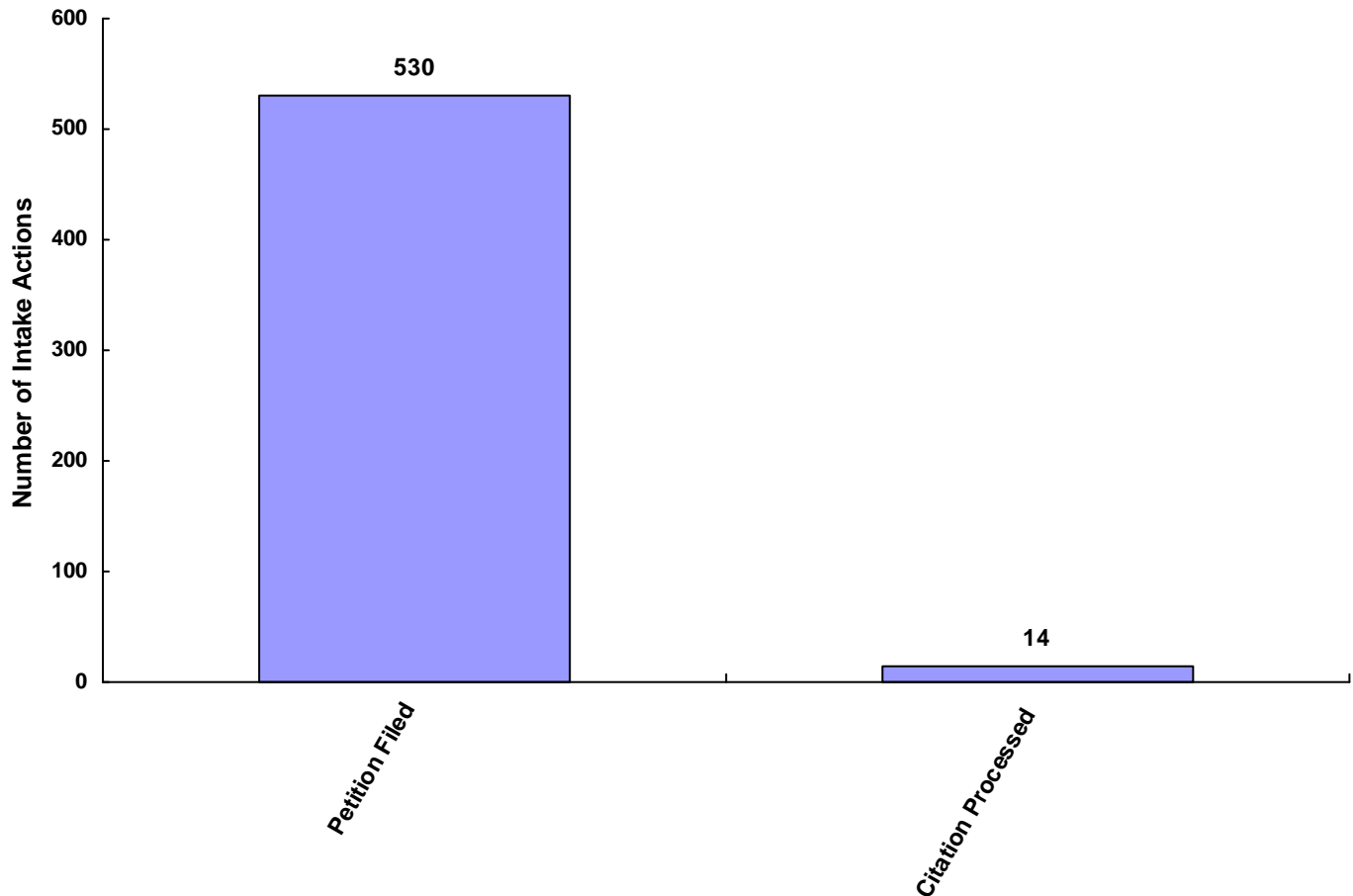


**TENNESSEE COUNCIL OF JUVENILE AND FAMILY COURT JUDGES
2008 ROANE COUNTY JUVENILE COURT STATISTICAL DATA**

Intake Actions at Referral by Race and Sex for CY 2008

	White Male	African American Male	Other Race Male	White Female	African American Female	Other Race Female	Unknown Race or Sex	Total	% of Total Referrals
Petition Filed	267	10	9	229	7	7	1	530	97.43%
Motion Filed	0	0	0	0	0	0	0	0	0.00%
Citation Processed	9	1	0	4	0	0	0	14	2.57%
Paternity Processed Notice	0	0	0	0	0	0	0	0	0.00%
Schedule Judicial Review	0	0	0	0	0	0	0	0	0.00%
Schedule Admin Review	0	0	0	0	0	0	0	0	0.00%
Schedule Foster Care Review	0	0	0	0	0	0	0	0	0.00%
Unknown	0	0	0	0	0	0	0	0	0.00%
Does Not Apply	0	0	0	0	0	0	0	0	0.00%
Other	0	0	0	0	0	0	0	0	0.00%
Totals	276	11	9	233	7	7	1	544	

Total Intake Actions at Referral



**TENNESSEE COUNCIL OF JUVENILE AND FAMILY COURT JUDGES
2008 ROANE COUNTY JUVENILE COURT STATISTICAL DATA**

Intake Actions of Referrals by Class of Offense, Race and Sex for CY 2008

	White Male	African American Male	Other Race Male	White Female	African American Female	Other Race Female	Unknown Race or Sex	Total
<u>Offenses Against Persons</u>								
Petition Filed	27	2	2	14	0	0	0	45
Motion Filed	0	0	0	0	0	0	0	0
Citation Processed	0	0	0	0	0	0	0	0
Notification of Paternity Processed	0	0	0	0	0	0	0	0
Scheduling of Judicial Review	0	0	0	0	0	0	0	0
Scheduling of Administrative Review	0	0	0	0	0	0	0	0
Scheduling of Foster Care Review	0	0	0	0	0	0	0	0
Unknown	0	0	0	0	0	0	0	0
Does Not Apply	0	0	0	0	0	0	0	0
Other	0	0	0	0	0	0	0	0
Totals	27	2	2	14	0	0	0	45

<u>Offenses Against Property</u>								
Petition Filed	50	2	0	32	2	1	0	87
Motion Filed	0	0	0	0	0	0	0	0
Citation Processed	0	0	0	0	0	0	0	0
Notification of Paternity Processed	0	0	0	0	0	0	0	0
Scheduling of Judicial Review	0	0	0	0	0	0	0	0
Scheduling of Administrative Review	0	0	0	0	0	0	0	0
Scheduling of Foster Care Review	0	0	0	0	0	0	0	0
Unknown	0	0	0	0	0	0	0	0
Does Not Apply	0	0	0	0	0	0	0	0
Other	0	0	0	0	0	0	0	0
Totals	50	2	0	32	2	1	0	87

<u>Illegal Conduct</u>								
Petition Filed	48	1	1	37	1	0	0	88
Citation Processed	1	0	0	0	0	0	0	1
Motion Filed	0	0	0	0	0	0	0	0
Notification of Paternity Processed	0	0	0	0	0	0	0	0
Scheduling of Judicial Review	0	0	0	0	0	0	0	0
Scheduling of Administrative Review	0	0	0	0	0	0	0	0
Scheduling of Foster Care Review	0	0	0	0	0	0	0	0
Unknown	0	0	0	0	0	0	0	0
Does Not Apply	0	0	0	0	0	0	0	0
Other	0	0	0	0	0	0	0	0
Totals	49	1	1	37	1	0	0	89

**TENNESSEE COUNCIL OF JUVENILE AND FAMILY COURT JUDGES
2008 ROANE COUNTY JUVENILE COURT STATISTICAL DATA**

Intake Actions of Referrals by Class of Offense, Race and Sex for CY 2008

	White Male	African American Male	Other Race Male	White Female	African American Female	Other Race Female	Unknown Race or Sex	Total
<u>Status Offenses</u>								
Petition Filed	126	5	4	130	3	6	0	274
Citation Processed	8	1	0	4	0	0	0	13
Motion Filed	0	0	0	0	0	0	0	0
Notification of Paternity Processed	0	0	0	0	0	0	0	0
Scheduling of Judicial Review	0	0	0	0	0	0	0	0
Scheduling of Administrative Review	0	0	0	0	0	0	0	0
Scheduling of Foster Care Review	0	0	0	0	0	0	0	0
Unknown	0	0	0	0	0	0	0	0
Does Not Apply	0	0	0	0	0	0	0	0
Other	0	0	0	0	0	0	0	0
Totals	134	6	4	134	3	6	0	287

<u>Dependency/Neglect</u>								
Petition Filed	1	0	0	3	0	0	0	4
Motion Filed	0	0	0	0	0	0	0	0
Citation Processed	0	0	0	0	0	0	0	0
Notification of Paternity Processed	0	0	0	0	0	0	0	0
Scheduling of Judicial Review	0	0	0	0	0	0	0	0
Scheduling of Administrative Review	0	0	0	0	0	0	0	0
Scheduling of Foster Care Review	0	0	0	0	0	0	0	0
Unknown	0	0	0	0	0	0	0	0
Does Not Apply	0	0	0	0	0	0	0	0
Other	0	0	0	0	0	0	0	0
Totals	1	0	0	3	0	0	0	4

<u>Other Violation Proceedings</u>								
Petition Filed	1	0	0	2	0	0	1	4
Motion Filed	0	0	0	0	0	0	0	0
Citation Processed	0	0	0	0	0	0	0	0
Notification of Paternity Processed	0	0	0	0	0	0	0	0
Scheduling of Judicial Review	0	0	0	0	0	0	0	0
Scheduling of Administrative Review	0	0	0	0	0	0	0	0
Scheduling of Foster Care Review	0	0	0	0	0	0	0	0
Unknown	0	0	0	0	0	0	0	0
Does Not Apply	0	0	0	0	0	0	0	0
Other	0	0	0	0	0	0	0	0
Totals	1	0	0	2	0	0	1	4

**TENNESSEE COUNCIL OF JUVENILE AND FAMILY COURT JUDGES
2008 ROANE COUNTY JUVENILE COURT STATISTICAL DATA**

Intake Actions of Referrals by Class of Offense, Race and Sex for CY 2008

	White Male	African American Male	Other Race Male	White Female	African American Female	Other Race Female	Unknown Race or Sex	Total
<u>Parentage</u>								
Petition Filed	0	0	0	1	0	0	0	1
Motion Filed	0	0	0	0	0	0	0	0
Citation Processed	0	0	0	0	0	0	0	0
Notification of Paternity Processed	0	0	0	0	0	0	0	0
Scheduling of Judicial Review	0	0	0	0	0	0	0	0
Scheduling of Administrative Review	0	0	0	0	0	0	0	0
Scheduling of Foster Care Review	0	0	0	0	0	0	0	0
Unknown	0	0	0	0	0	0	0	0
Does Not Apply	0	0	0	0	0	0	0	0
Other	0	0	0	0	0	0	0	0
Totals	0	0	0	1	0	0	0	1
<u>Special Proceedings</u>								
Petition Filed	0	0	0	0	0	0	0	0
Motion Filed	0	0	0	0	0	0	0	0
Citation Processed	0	0	0	0	0	0	0	0
Notification of Paternity Processed	0	0	0	0	0	0	0	0
Scheduling of Judicial Review	0	0	0	0	0	0	0	0
Scheduling of Administrative Review	0	0	0	0	0	0	0	0
Scheduling of Foster Care Review	0	0	0	0	0	0	0	0
Unknown	0	0	0	0	0	0	0	0
Does Not Apply	0	0	0	0	0	0	0	0
Other	0	0	0	0	0	0	0	0
Totals	0	0	0	0	0	0	0	0
<u>Other</u>								
Petition Filed	14	0	2	10	1	0	0	27
Motion Filed	0	0	0	0	0	0	0	0
Citation Processed	0	0	0	0	0	0	0	0
Notification of Paternity Processed	0	0	0	0	0	0	0	0
Scheduling of Judicial Review	0	0	0	0	0	0	0	0
Scheduling of Administrative Review	0	0	0	0	0	0	0	0
Scheduling of Foster Care Review	0	0	0	0	0	0	0	0
Unknown	0	0	0	0	0	0	0	0
Does Not Apply	0	0	0	0	0	0	0	0
Other	0	0	0	0	0	0	0	0
Totals	14	0	2	10	1	0	0	27
All Intake Action Totals	276	11	9	233	7	7	1	544

**TENNESSEE COUNCIL OF JUVENILE AND FAMILY COURT JUDGES
2008 ROANE COUNTY JUVENILE COURT STATISTICAL DATA**

Detention Statistics at Referral by Individual Child by Race and Sex for CY 2008

	White Male	African American Male	Other Race Male	White Female	African American Female	Other Race Female	Unknown Race or Sex	Total	% of Total Children
Does Not Apply	140	6	6	143	3	3	1	302	83.89%
Non-Secure Placement	28	1	0	20	0	1	0	50	13.89%
Other	2	0	0	0	0	1	0	3	0.83%
Juvenile Detention Facility	2	0	0	0	0	0	0	2	0.56%
Unknown	2	0	0	0	0	0	0	2	0.56%
Psychiatric Hospital	0	0	0	0	1	0	0	1	0.28%
Jail - Complete Separation	0	0	0	0	0	0	0	0	0.00%
Jail - Partial Separation	0	0	0	0	0	0	0	0	0.00%
Jail - No Separation	0	0	0	0	0	0	0	0	0.00%
Totals	174	7	6	163	4	5	1	360	

Detention Statistics at Referral by Individual Case for CY 2008

	Cases	% of Total Cases
Does Not Apply	401	82.51%
Non-Secure Placement	73	15.02%
Juvenile Detention Facility	5	1.03%
Other	4	0.82%
Unknown	2	0.41%
Psychiatric Hospital	1	0.21%
Jail - Complete Separation	0	0.00%
Jail - Partial Separation	0	0.00%
Jail - No Separation	0	0.00%
	486	100.00%

Detention Statistics above are reported separately by Child and by Case. One child may have multiple cases.

Does Not Apply: Refers to cases not eligible for detention due to the type of Referral or the decision not to detain.

**TENNESSEE COUNCIL OF JUVENILE AND FAMILY COURT JUDGES
2008 ROANE COUNTY JUVENILE COURT STATISTICAL DATA**

Placement after Secure Detention Hearing by Individual Child by Race and Sex for CY 2008

	White Male	African American Male	Other Race Male	White Female	African American Female	Other Race Female	Unknown Race or Sex	Total	% of Total Children
Does Not Apply	111	4	6	122	3	4	1	251	69.72%
Returned to Prior Living Arr	57	3	0	37	0	0	0	97	26.94%
Shelter / Group Home	2	0	0	4	0	0	0	6	1.67%
Unknown	2	0	0	0	0	0	0	2	0.56%
Other	1	0	0	0	0	1	0	2	0.56%
Foster Family Home	1	0	0	0	0	0	0	1	0.28%
Psychiatric Hospital	0	0	0	0	1	0	0	1	0.28%
Juvenile Detention Facility	0	0	0	0	0	0	0	0	0.00%
Jail	0	0	0	0	0	0	0	0	0.00%
Totals	174	7	6	163	4	5	1	360	

Placement after Secure Detention Hearing by Individual Case for CY 2008

	Cases	% of Total Cases
Does Not Apply	318	65.43%
Returned to Prior Living Arrangement	147	30.25%
Shelter / Group Home	11	2.26%
Foster Family Home	5	1.03%
Unknown	2	0.41%
Other	2	0.41%
Psychiatric Hospital	1	0.21%
Juvenile Detention Facility	0	0.00%
Jail	0	0.00%
	486	100.00%

Detention Statistics above are reported separately by Child and by Case. One child may have multiple cases.

Does Not Apply: Refers to cases not eligible for detention due to the type of Referral or the decision not to detain.

**TENNESSEE COUNCIL OF JUVENILE AND FAMILY COURT JUDGES
2008 ROANE COUNTY JUVENILE COURT STATISTICAL DATA**

Dispositional Procedures for CY 2008

Procedures used to Dispose or Adjust all Referrals

	Number	% of All Referrals
Formally Adjudicated	400	73.53%
Informally Adjusted	66	12.13%
Transfer to Adult Court Hearings and Charges Cleared	0	0.00%
Otherwise Handled	78	14.34%
	544	100.00%

Referrals Disposed by Formal Adjudicatory Proceedings

	Number	% of All Referrals
Dismissed	112	20.59%
Retired / Nolle Prosequi	0	0.00%
Complaint Substantiated Delinquent	196	36.03%
Complaint Substantiated Status Offender	87	15.99%
Complaint Substantiated Dependent/Neglect	5	0.92%
Complaint Substantiated Abused	0	0.00%
Complaint Substantiated Mentally Ill	0	0.00%
	400	73.53%

Referrals Disposed by Other Actions

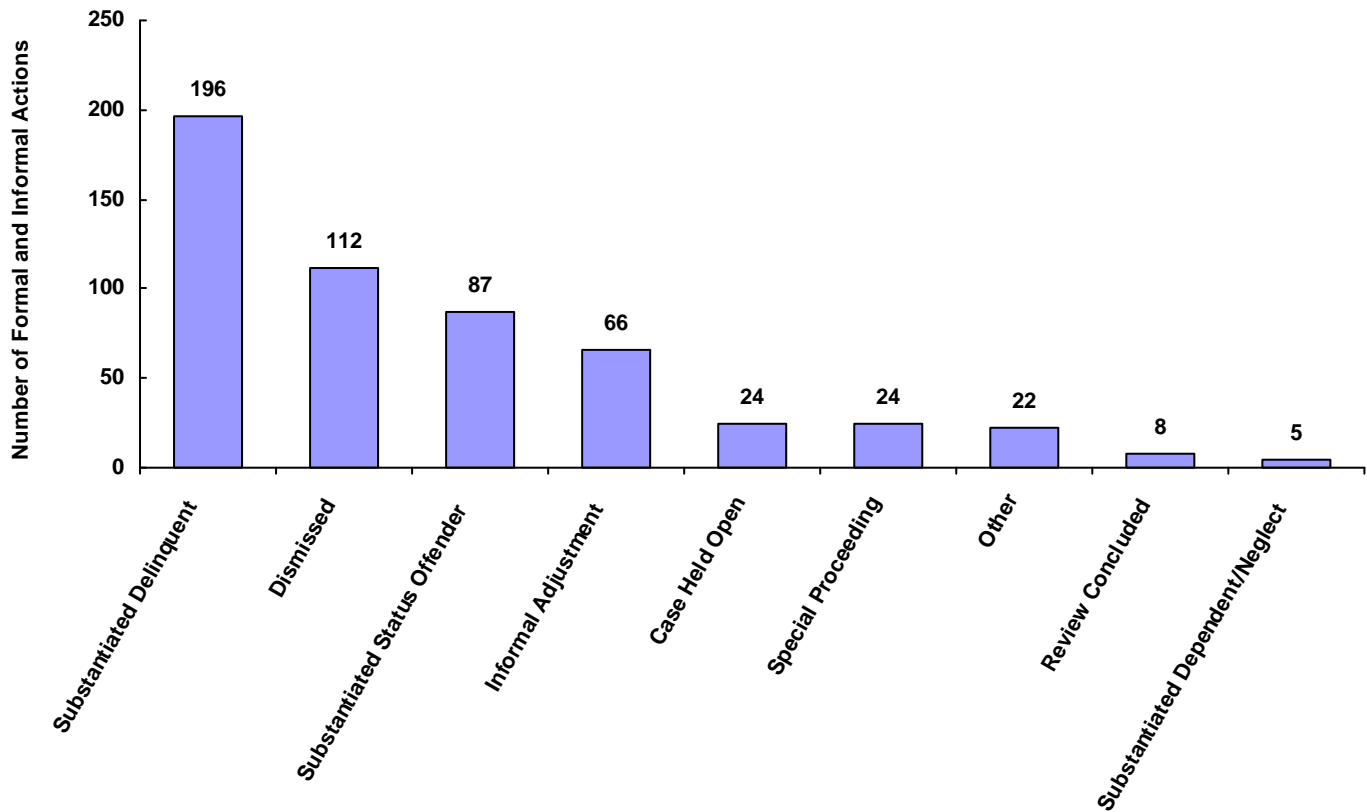
	Number	% of All Referrals
Informal Adjustment	66	12.13%
Transfer to Adult Court Hearing	0	0.00%
Charges Cleared by Transfer to Adult Court	0	0.00%
Pretrial Diversion	0	0.00%
Special Proceeding	24	4.41%
Review Concluded	8	1.47%
Case Held Open	24	4.41%
Other	22	4.04%
Unknown	0	0.00%
	144	26.46%

**TENNESSEE COUNCIL OF JUVENILE AND FAMILY COURT JUDGES
2008 ROANE COUNTY JUVENILE COURT STATISTICAL DATA**

Formal and Informal Actions by Race and Sex for CY 2008

	White Male	African American Male	Other Race Male	White Female	African American Female	Other Race Female	Unknown Race or Sex	Total	% of Total Referrals
Dismissed	53	0	2	53	3	1	0	112	20.59%
Retired / Nolle Prosequi	0	0	0	0	0	0	0	0	0.00%
Substantiated Delinquent	99	4	5	82	2	3	1	196	36.03%
Substantiated Status Offender	43	3	1	39	0	1	0	87	15.99%
Substantiated Dependent/Neglect	3	0	0	2	0	0	0	5	0.92%
Substantiated Abused	0	0	0	0	0	0	0	0	0.00%
Substantiated Mentally Ill	0	0	0	0	0	0	0	0	0.00%
Informal Adjustment	33	1	1	31	0	0	0	66	12.13%
Pretrial Diversion	0	0	0	0	0	0	0	0	0.00%
Transfer to Adult Court Hearing	0	0	0	0	0	0	0	0	0.00%
Cleared by Transfer to Adult Court	0	0	0	0	0	0	0	0	0.00%
Special Proceeding	14	0	0	8	2	0	0	24	4.41%
Review Concluded	5	1	0	2	0	0	0	8	1.47%
Case Held Open	17	2	0	5	0	0	0	24	4.41%
Unknown	0	0	0	0	0	0	0	0	0.00%
Other	9	0	0	11	0	2	0	22	4.04%
Totals	276	11	9	233	7	7	1	544	

Total Formal and Informal Actions



**TENNESSEE COUNCIL OF JUVENILE AND FAMILY COURT JUDGES
2008 ROANE COUNTY JUVENILE COURT STATISTICAL DATA**

Formal and Informal Actions by Type of Offense, Race and Sex for CY 2008

	White Male	African American Male	Other Race Male	White Female	African American Female	Other Race Female	Unknown Race or Sex	Total
<u>Delinquent</u>								
Complaint Substantiated Delinquent	63	4	2	39	1	1	0	110
Informal Adjustment	21	0	1	19	0	0	0	41
Dismissed	16	0	0	6	0	0	0	22
Special Proceeding	11	0	0	4	2	0	0	17
Complaint Substantiated Status Offender	6	0	0	9	0	0	0	15
Other	2	0	0	4	0	0	0	6
Case Held Open	3	0	0	2	0	0	0	5
Review Concluded	2	1	0	0	0	0	0	3
Complaint Substantiated Dependent/Neglect	2	0	0	0	0	0	0	2
Retired / Nolle Prosequi	0	0	0	0	0	0	0	0
Complaint Substantiated Abused	0	0	0	0	0	0	0	0
Complaint Substantiated Mentally Ill	0	0	0	0	0	0	0	0
Pretrial Diversion	0	0	0	0	0	0	0	0
Transfer to Adult Court Hearing	0	0	0	0	0	0	0	0
Charges Cleared by Transfer to Adult Court	0	0	0	0	0	0	0	0
Unknown	0	0	0	0	0	0	0	0
Totals	126	5	3	83	3	1	0	221

<u>Status</u>								
Dismissed	33	0	2	42	3	1	0	81
Complaint Substantiated Status Offender	37	3	1	30	0	1	0	72
Complaint Substantiated Delinquent	27	0	1	39	0	2	0	69
Informal Adjustment	9	1	0	9	0	0	0	19
Case Held Open	14	2	0	1	0	0	0	17
Other	7	0	0	7	0	2	0	16
Special Proceeding	3	0	0	4	0	0	0	7
Review Concluded	3	0	0	1	0	0	0	4
Complaint Substantiated Dependent/Neglect	1	0	0	1	0	0	0	2
Retired / Nolle Prosequi	0	0	0	0	0	0	0	0
Complaint Substantiated Abused	0	0	0	0	0	0	0	0
Complaint Substantiated Mentally Ill	0	0	0	0	0	0	0	0
Pretrial Diversion	0	0	0	0	0	0	0	0
Transfer to Adult Court Hearing	0	0	0	0	0	0	0	0
Charges Cleared by Transfer to Adult Court	0	0	0	0	0	0	0	0
Unknown	0	0	0	0	0	0	0	0
Totals	134	6	4	134	3	6	0	287

**TENNESSEE COUNCIL OF JUVENILE AND FAMILY COURT JUDGES
2008 ROANE COUNTY JUVENILE COURT STATISTICAL DATA**

Formal and Informal Actions by Type of Offense, Race and Sex for CY 2008

	White Male	African American Male	Other Race Male	White Female	African American Female	Other Race Female	Unknown Race or Sex	Total
<u>Dependency and Neglect</u>								
Dismissed	1	0	0	2	0	0	0	3
Complaint Substantiated Dependent/Neglect	0	0	0	1	0	0	0	1
Retired / Nolle Prosequi	0	0	0	0	0	0	0	0
Complaint Substantiated Delinquent	0	0	0	0	0	0	0	0
Complaint Substantiated Status Offender	0	0	0	0	0	0	0	0
Complaint Substantiated Abused	0	0	0	0	0	0	0	0
Complaint Substantiated Mentally Ill	0	0	0	0	0	0	0	0
Informal Adjustment	0	0	0	0	0	0	0	0
Pretrial Diversion	0	0	0	0	0	0	0	0
Transfer to Adult Court Hearing	0	0	0	0	0	0	0	0
Charges Cleared by Transfer to Adult Court	0	0	0	0	0	0	0	0
Special Proceeding	0	0	0	0	0	0	0	0
Review Concluded	0	0	0	0	0	0	0	0
Case Held Open	0	0	0	0	0	0	0	0
Unknown	0	0	0	0	0	0	0	0
Other	0	0	0	0	0	0	0	0
Totals	1	0	0	3	0	0	0	4

<u>Other Violations</u>								
Complaint Substantiated Delinquent	1	0	0	1	0	0	1	3
Case Held Open	0	0	0	1	0	0	0	1
Dismissed	0	0	0	0	0	0	0	0
Retired / Nolle Prosequi	0	0	0	0	0	0	0	0
Complaint Substantiated Status Offender	0	0	0	0	0	0	0	0
Complaint Substantiated Dependent/Neglect	0	0	0	0	0	0	0	0
Complaint Substantiated Abused	0	0	0	0	0	0	0	0
Complaint Substantiated Mentally Ill	0	0	0	0	0	0	0	0
Informal Adjustment	0	0	0	0	0	0	0	0
Pretrial Diversion	0	0	0	0	0	0	0	0
Transfer to Adult Court Hearing	0	0	0	0	0	0	0	0
Charges Cleared by Transfer to Adult Court	0	0	0	0	0	0	0	0
Special Proceeding	0	0	0	0	0	0	0	0
Review Concluded	0	0	0	0	0	0	0	0
Unknown	0	0	0	0	0	0	0	0
Other	0	0	0	0	0	0	0	0
Totals	1	0	0	2	0	0	1	4

**TENNESSEE COUNCIL OF JUVENILE AND FAMILY COURT JUDGES
2008 ROANE COUNTY JUVENILE COURT STATISTICAL DATA**

Formal and Informal Actions by Type of Offense, Race and Sex for CY 2008

	White Male	African American Male	Other Race Male	White Female	African American Female	Other Race Female	Unknown Race or Sex	Total
<u>Special Proceedings</u>								
Review Concluded	0	0	0	1	0	0	0	1
Dismissed	0	0	0	0	0	0	0	0
Retired / Nolle Prosequi	0	0	0	0	0	0	0	0
Complaint Substantiated Delinquent	0	0	0	0	0	0	0	0
Complaint Substantiated Status Offender	0	0	0	0	0	0	0	0
Complaint Substantiated Dependent/Neglect	0	0	0	0	0	0	0	0
Complaint Substantiated Abused	0	0	0	0	0	0	0	0
Complaint Substantiated Mentally Ill	0	0	0	0	0	0	0	0
Informal Adjustment	0	0	0	0	0	0	0	0
Pretrial Diversion	0	0	0	0	0	0	0	0
Transfer to Adult Court Hearing	0	0	0	0	0	0	0	0
Charges Cleared by Transfer to Adult Court	0	0	0	0	0	0	0	0
Special Proceeding	0	0	0	0	0	0	0	0
Case Held Open	0	0	0	0	0	0	0	0
Unknown	0	0	0	0	0	0	0	0
Other	0	0	0	0	0	0	0	0
Totals	0	0	0	1	0	0	0	1
<u>Other</u>								
Complaint Substantiated Delinquent	8	0	2	3	1	0	0	14
Dismissed	3	0	0	3	0	0	0	6
Informal Adjustment	3	0	0	3	0	0	0	6
Case Held Open	0	0	0	1	0	0	0	1
Retired / Nolle Prosequi	0	0	0	0	0	0	0	0
Complaint Substantiated Status Offender	0	0	0	0	0	0	0	0
Complaint Substantiated Dependent/Neglect	0	0	0	0	0	0	0	0
Complaint Substantiated Abused	0	0	0	0	0	0	0	0
Complaint Substantiated Mentally Ill	0	0	0	0	0	0	0	0
Pretrial Diversion	0	0	0	0	0	0	0	0
Transfer to Adult Court Hearing	0	0	0	0	0	0	0	0
Charges Cleared by Transfer to Adult Court	0	0	0	0	0	0	0	0
Special Proceeding	0	0	0	0	0	0	0	0
Review Concluded	0	0	0	0	0	0	0	0
Unknown	0	0	0	0	0	0	0	0
Other	0	0	0	0	0	0	0	0
Totals	14	0	2	10	1	0	0	27
All Action Totals	276	11	9	233	7	7	1	544

**TENNESSEE COUNCIL OF JUVENILE AND FAMILY COURT JUDGES
2008 ROANE COUNTY JUVENILE COURT STATISTICAL DATA**

Formal and Informal Actions by Class of Referral, Race and Sex for CY 2008

	White Male	African American Male	Other Race Male	White Female	African American Female	Other Race Female	Unknown Race or Sex	Total
<u>Offenses Against Persons</u>								
Complaint Substantiated Delinquent	10	2	1	6	0	0	0	19
Dismissed	9	0	0	0	0	0	0	9
Informal Adjustment	1	0	1	7	0	0	0	9
Special Proceeding	4	0	0	0	0	0	0	4
Case Held Open	2	0	0	0	0	0	0	2
Complaint Substantiated Status Offender	1	0	0	0	0	0	0	1
Other	0	0	0	1	0	0	0	1
Retired / Nolle Prosequi	0	0	0	0	0	0	0	0
Complaint Substantiated Dependent/Neglect	0	0	0	0	0	0	0	0
Complaint Substantiated Abused	0	0	0	0	0	0	0	0
Complaint Substantiated Mentally III	0	0	0	0	0	0	0	0
Pretrial Diversion	0	0	0	0	0	0	0	0
Transfer to Adult Court Hearing	0	0	0	0	0	0	0	0
Charges Cleared by Transfer to Adult Court	0	0	0	0	0	0	0	0
Review Concluded	0	0	0	0	0	0	0	0
Unknown	0	0	0	0	0	0	0	0
Totals	27	2	2	14	0	0	0	45

<u>Offenses Against Property</u>								
Complaint Substantiated Delinquent	27	1	0	16	1	1	0	46
Informal Adjustment	10	0	0	8	0	0	0	18
Special Proceeding	4	0	0	2	1	0	0	7
Dismissed	4	0	0	1	0	0	0	5
Other	1	0	0	3	0	0	0	4
Complaint Substantiated Status Offender	1	0	0	2	0	0	0	3
Review Concluded	2	1	0	0	0	0	0	3
Complaint Substantiated Dependent/Neglect	1	0	0	0	0	0	0	1
Retired / Nolle Prosequi	0	0	0	0	0	0	0	0
Complaint Substantiated Abused	0	0	0	0	0	0	0	0
Complaint Substantiated Mentally III	0	0	0	0	0	0	0	0
Pretrial Diversion	0	0	0	0	0	0	0	0
Transfer to Adult Court Hearing	0	0	0	0	0	0	0	0
Charges Cleared by Transfer to Adult Court	0	0	0	0	0	0	0	0
Case Held Open	0	0	0	0	0	0	0	0
Unknown	0	0	0	0	0	0	0	0
Totals	50	2	0	32	2	1	0	87

**TENNESSEE COUNCIL OF JUVENILE AND FAMILY COURT JUDGES
2008 ROANE COUNTY JUVENILE COURT STATISTICAL DATA**

Formal and Informal Actions by Class of Referral, Race and Sex for CY 2008

	White Male	African American Male	Other Race Male	White Female	African American Female	Other Race Female	Unknown Race or Sex	Total
<u>Illegal Conduct</u>								
Complaint Substantiated Delinquent	26	1	1	17	0	0	0	45
Informal Adjustment	10	0	0	4	0	0	0	14
Complaint Substantiated Status Offender	4	0	0	7	0	0	0	11
Dismissed	3	0	0	5	0	0	0	8
Special Proceeding	3	0	0	2	1	0	0	6
Case Held Open	1	0	0	2	0	0	0	3
Complaint Substantiated Dependent/Neglect	1	0	0	0	0	0	0	1
Other	1	0	0	0	0	0	0	1
Retired / Nolle Prosequi	0	0	0	0	0	0	0	0
Complaint Substantiated Abused	0	0	0	0	0	0	0	0
Complaint Substantiated Mentally Ill	0	0	0	0	0	0	0	0
Pretrial Diversion	0	0	0	0	0	0	0	0
Transfer to Adult Court Hearing	0	0	0	0	0	0	0	0
Charges Cleared by Transfer to Adult Court	0	0	0	0	0	0	0	0
Review Concluded	0	0	0	0	0	0	0	0
Unknown	0	0	0	0	0	0	0	0
Totals	49	1	1	37	1	0	0	89

Status Offenses

Dismissed	33	0	2	42	3	1	0	81
Complaint Substantiated Status Offender	37	3	1	30	0	1	0	72
Complaint Substantiated Delinquent	27	0	1	39	0	2	0	69
Informal Adjustment	9	1	0	9	0	0	0	19
Case Held Open	14	2	0	1	0	0	0	17
Other	7	0	0	7	0	2	0	16
Special Proceeding	3	0	0	4	0	0	0	7
Review Concluded	3	0	0	1	0	0	0	4
Complaint Substantiated Dependent/Neglect	1	0	0	1	0	0	0	2
Retired / Nolle Prosequi	0	0	0	0	0	0	0	0
Complaint Substantiated Abused	0	0	0	0	0	0	0	0
Complaint Substantiated Mentally Ill	0	0	0	0	0	0	0	0
Pretrial Diversion	0	0	0	0	0	0	0	0
Transfer to Adult Court Hearing	0	0	0	0	0	0	0	0
Charges Cleared by Transfer to Adult Court	0	0	0	0	0	0	0	0
Unknown	0	0	0	0	0	0	0	0
Totals	134	6	4	134	3	6	0	287

**TENNESSEE COUNCIL OF JUVENILE AND FAMILY COURT JUDGES
2008 ROANE COUNTY JUVENILE COURT STATISTICAL DATA**

Formal and Informal Actions by Class of Referral, Race and Sex for CY 2008

	White Male	African American Male	Other Race Male	White Female	African American Female	Other Race Female	Unknown Race or Sex	Total
<u>Dependency/Neglect</u>								
Dismissed	1	0	0	2	0	0	0	3
Complaint Substantiated Dependent/Neglect	0	0	0	1	0	0	0	1
Retired / Nolle Prosequi	0	0	0	0	0	0	0	0
Complaint Substantiated Delinquent	0	0	0	0	0	0	0	0
Complaint Substantiated Status Offender	0	0	0	0	0	0	0	0
Complaint Substantiated Abused	0	0	0	0	0	0	0	0
Complaint Substantiated Mentally Ill	0	0	0	0	0	0	0	0
Informal Adjustment	0	0	0	0	0	0	0	0
Pretrial Diversion	0	0	0	0	0	0	0	0
Transfer to Adult Court Hearing	0	0	0	0	0	0	0	0
Charges Cleared by Transfer to Adult Court	0	0	0	0	0	0	0	0
Special Proceeding	0	0	0	0	0	0	0	0
Review Concluded	0	0	0	0	0	0	0	0
Case Held Open	0	0	0	0	0	0	0	0
Unknown	0	0	0	0	0	0	0	0
Other	0	0	0	0	0	0	0	0
Totals	1	0	0	3	0	0	0	4

Other Violation Proceedings

Complaint Substantiated Delinquent	1	0	0	1	0	0	1	3
Case Held Open	0	0	0	1	0	0	0	1
Dismissed	0	0	0	0	0	0	0	0
Retired / Nolle Prosequi	0	0	0	0	0	0	0	0
Complaint Substantiated Status Offender	0	0	0	0	0	0	0	0
Complaint Substantiated Dependent/Neglect	0	0	0	0	0	0	0	0
Complaint Substantiated Abused	0	0	0	0	0	0	0	0
Complaint Substantiated Mentally Ill	0	0	0	0	0	0	0	0
Informal Adjustment	0	0	0	0	0	0	0	0
Pretrial Diversion	0	0	0	0	0	0	0	0
Transfer to Adult Court Hearing	0	0	0	0	0	0	0	0
Charges Cleared by Transfer to Adult Court	0	0	0	0	0	0	0	0
Special Proceeding	0	0	0	0	0	0	0	0
Review Concluded	0	0	0	0	0	0	0	0
Unknown	0	0	0	0	0	0	0	0
Other	0	0	0	0	0	0	0	0
Totals	1	0	0	2	0	0	1	4

**TENNESSEE COUNCIL OF JUVENILE AND FAMILY COURT JUDGES
2008 ROANE COUNTY JUVENILE COURT STATISTICAL DATA**

Formal and Informal Actions by Class of Referral, Race and Sex for CY 2008

	White Male	African American Male	Other Race Male	White Female	African American Female	Other Race Female	Unknown Race or Sex	Total
<u>Parentage</u>								
Review Concluded	0	0	0	1	0	0	0	1
Dismissed	0	0	0	0	0	0	0	0
Retired / Nolle Prosequi	0	0	0	0	0	0	0	0
Complaint Substantiated Delinquent	0	0	0	0	0	0	0	0
Complaint Substantiated Status Offender	0	0	0	0	0	0	0	0
Complaint Substantiated Dependent/Neglect	0	0	0	0	0	0	0	0
Complaint Substantiated Abused	0	0	0	0	0	0	0	0
Complaint Substantiated Mentally Ill	0	0	0	0	0	0	0	0
Informal Adjustment	0	0	0	0	0	0	0	0
Pretrial Diversion	0	0	0	0	0	0	0	0
Transfer to Adult Court Hearing	0	0	0	0	0	0	0	0
Charges Cleared by Transfer to Adult Court	0	0	0	0	0	0	0	0
Special Proceeding	0	0	0	0	0	0	0	0
Case Held Open	0	0	0	0	0	0	0	0
Unknown	0	0	0	0	0	0	0	0
Other	0	0	0	0	0	0	0	0
Totals	0	0	0	1	0	0	0	1

Special Proceedings

Dismissed	0	0	0	0	0	0	0	0
Retired / Nolle Prosequi	0	0	0	0	0	0	0	0
Complaint Substantiated Delinquent	0	0	0	0	0	0	0	0
Complaint Substantiated Status Offender	0	0	0	0	0	0	0	0
Complaint Substantiated Dependent/Neglect	0	0	0	0	0	0	0	0
Complaint Substantiated Abused	0	0	0	0	0	0	0	0
Complaint Substantiated Mentally Ill	0	0	0	0	0	0	0	0
Informal Adjustment	0	0	0	0	0	0	0	0
Pretrial Diversion	0	0	0	0	0	0	0	0
Transfer to Adult Court Hearing	0	0	0	0	0	0	0	0
Charges Cleared by Transfer to Adult Court	0	0	0	0	0	0	0	0
Special Proceeding	0	0	0	0	0	0	0	0
Review Concluded	0	0	0	0	0	0	0	0
Case Held Open	0	0	0	0	0	0	0	0
Unknown	0	0	0	0	0	0	0	0
Other	0	0	0	0	0	0	0	0
Totals	0	0	0	0	0	0	0	0

**TENNESSEE COUNCIL OF JUVENILE AND FAMILY COURT JUDGES
2008 ROANE COUNTY JUVENILE COURT STATISTICAL DATA**

Formal and Informal Actions by Class of Referral, Race and Sex for CY 2008

	White Male	African American Male	Other Race Male	White Female	African American Female	Other Race Female	Unknown Race or Sex	Total
Other								
Complaint Substantiated Delinquent	8	0	2	3	1	0	0	14
Dismissed	3	0	0	3	0	0	0	6
Informal Adjustment	3	0	0	3	0	0	0	6
Case Held Open	0	0	0	1	0	0	0	1
Retired / Nolle Prosequi	0	0	0	0	0	0	0	0
Complaint Substantiated Status Offender	0	0	0	0	0	0	0	0
Complaint Substantiated Dependent/Neglect	0	0	0	0	0	0	0	0
Complaint Substantiated Abused	0	0	0	0	0	0	0	0
Complaint Substantiated Mentally Ill	0	0	0	0	0	0	0	0
Pretrial Diversion	0	0	0	0	0	0	0	0
Transfer to Adult Court Hearing	0	0	0	0	0	0	0	0
Charges Cleared by Transfer to Adult Court	0	0	0	0	0	0	0	0
Special Proceeding	0	0	0	0	0	0	0	0
Review Concluded	0	0	0	0	0	0	0	0
Unknown	0	0	0	0	0	0	0	0
Other	0	0	0	0	0	0	0	0
Totals	14	0	2	10	1	0	0	27
<hr/>								
All Action Totals	276	11	9	233	7	7	1	544

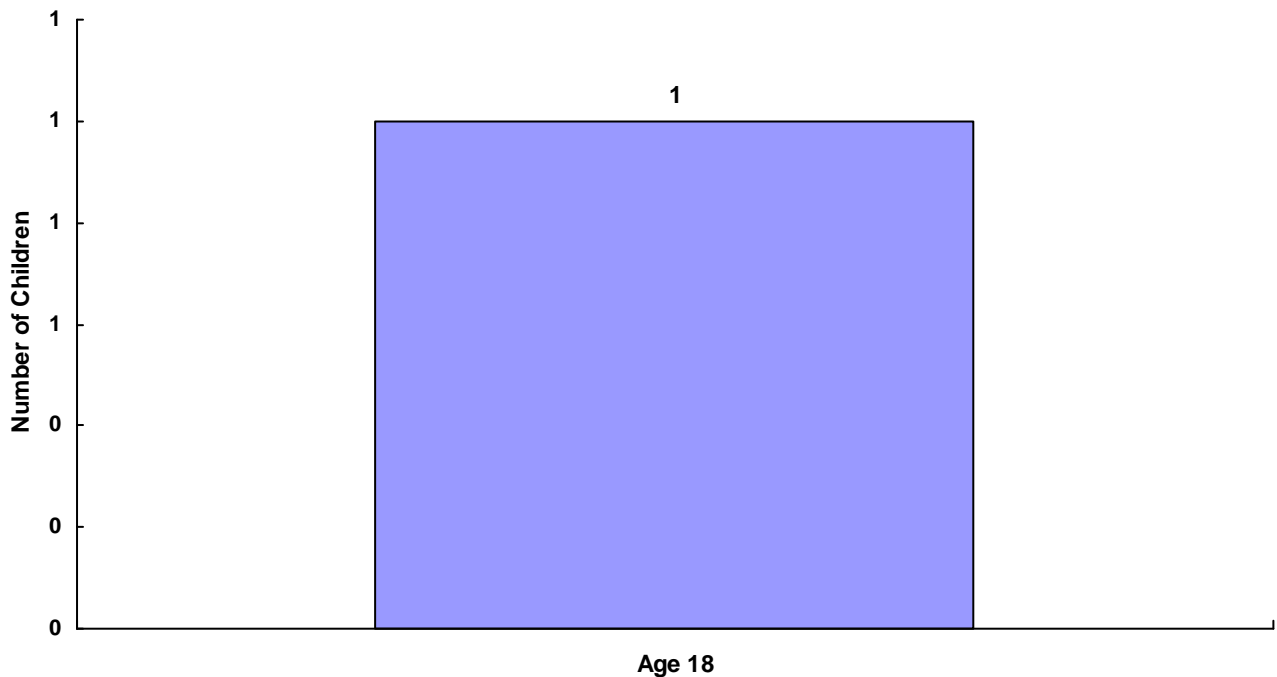
**TENNESSEE COUNCIL OF JUVENILE AND FAMILY COURT JUDGES
2008 ROANE COUNTY JUVENILE COURT STATISTICAL DATA**

Children Transferred to Adult Court by Age at Disposition Date, Race and Sex for CY 2008

Total Children = 360

	White Male	African American Male	Other Race Male	White Female	African American Female	Other Race Female	Unknown Race or Sex	Total	% of All Children Referred
Age Under 1	0	0	0	0	0	0	0	0	0.00%
Age 1	0	0	0	0	0	0	0	0	0.00%
Age 2	0	0	0	0	0	0	0	0	0.00%
Age 3	0	0	0	0	0	0	0	0	0.00%
Age 4	0	0	0	0	0	0	0	0	0.00%
Age 5	0	0	0	0	0	0	0	0	0.00%
Age 6	0	0	0	0	0	0	0	0	0.00%
Age 7	0	0	0	0	0	0	0	0	0.00%
Age 8	0	0	0	0	0	0	0	0	0.00%
Age 9	0	0	0	0	0	0	0	0	0.00%
Age 10	0	0	0	0	0	0	0	0	0.00%
Age 11	0	0	0	0	0	0	0	0	0.00%
Age 12	0	0	0	0	0	0	0	0	0.00%
Age 13	0	0	0	0	0	0	0	0	0.00%
Age 14	0	0	0	0	0	0	0	0	0.00%
Age 15	0	0	0	0	0	0	0	0	0.00%
Age 16	0	0	0	0	0	0	0	0	0.00%
Age 17	0	0	0	0	0	0	0	0	0.00%
Age 18	1	0	0	0	0	0	0	1	0.28%
Age 19 and Over	0	0	0	0	0	0	0	0	0.00%
Totals	1	0	0	0	0	0	0	1	

Total Children Transferred to Adult Court



**TENNESSEE COUNCIL OF JUVENILE AND FAMILY COURT JUDGES
2008 ROANE COUNTY JUVENILE COURT STATISTICAL DATA**

Outcomes by Type Of Disposition, Race and Sex for CY 2008

	White Male	African American Male	Other Race Male	White Female	African American Female	Other Race Female	Unknown Race or Sex	Total
<u>General Action Codes</u>								
Public Service	111	4	3	102	0	3	1	224
Supervision / Probation to Juvenile Court	88	3	3	99	0	2	1	196
Case Dismissed	50	1	3	54	3	1	0	112
Held Open For Review	31	1	0	8	0	0	0	40
Restitution	23	0	1	11	0	0	0	35
No Contact Order	17	0	0	15	0	0	0	32
Fine	15	3	0	6	0	0	0	24
Referred for Mental Health Counseling	8	0	2	9	0	0	0	19
Referred for Alcohol and Drug Counseling	9	0	0	7	0	0	0	16
Injunction Other than No Contact Order	5	0	0	5	0	1	0	11
Placement with City/Cnty Agcy/Facility	0	0	0	5	0	0	0	5
Placement with Relative / Other Individual	1	0	0	2	0	0	0	3
Warned / Counseled	1	0	0	1	0	0	0	2
Private Mental Health Placement	2	0	0	0	0	0	0	2
Runaway Returned	1	0	0	1	0	0	0	2
Case Retired or Nolle Prosequi	0	0	0	0	0	0	0	0
Probation to Parents	0	0	0	0	0	0	0	0
Referral to Another Entity for Superv/Servc	0	0	0	0	0	0	0	0
Referred to Alternative School	0	0	0	0	0	0	0	0
Referred to Private Child Agency	0	0	0	0	0	0	0	0
Referred to Defensive Driving School	0	0	0	0	0	0	0	0
Referred to Alcohol Safety School	0	0	0	0	0	0	0	0
Referral to Juvenile Court Educ-Based Pgm	0	0	0	0	0	0	0	0
Driver's License Held Informally	0	0	0	0	0	0	0	0
Voluntary Placement with DMHMR	0	0	0	0	0	0	0	0
Private MR Placement	0	0	0	0	0	0	0	0
House Arrest	0	0	0	0	0	0	0	0
Court Defined Curfew	0	0	0	0	0	0	0	0
Dismissed from Informal Adjustment	0	0	0	0	0	0	0	0
Dismissed from Pretrial Diversion	0	0	0	0	0	0	0	0
Released from Probation	0	0	0	0	0	0	0	0
Totals	362	12	12	325	3	7	2	723

**TENNESSEE COUNCIL OF JUVENILE AND FAMILY COURT JUDGES
2008 ROANE COUNTY JUVENILE COURT STATISTICAL DATA**

Outcomes by Type Of Disposition, Race and Sex for CY 2008

	White Male	African American Male	Other Race Male	White Female	African American Female	Other Race Female	Unknown Race or Sex	Total
Formal Action Codes								
Placed Under a Valid Court Order	156	4	5	138	1	5	1	310
Transfer to Another Juvenile Court for Dispo	9	0	0	16	2	0	0	27
DCS Probation	11	0	0	11	0	0	0	22
DCS Commitment - Custody	9	0	2	5	0	0	0	16
Transferred to Adult Court	1	0	0	0	0	0	0	1
DCS Commitment - Suspended	1	0	0	0	0	0	0	1
DMHMR Involuntary Commitment	0	0	0	0	0	0	0	0
DCS Commitment - Determinate	0	0	0	0	0	0	0	0
DCS Intensive Probation	0	0	0	0	0	0	0	0
Other Intensive Probation	0	0	0	0	0	0	0	0
Supervision by DCS	0	0	0	0	0	0	0	0
Parental Rights Terminated	0	0	0	0	0	0	0	0
Parental Rights Not Terminated	0	0	0	0	0	0	0	0
Totals	187	4	7	170	3	5	1	377

Special Proceedings

Court Costs	69	2	2	72	2	1	1	149
Order of Reference to DCS	5	0	0	6	0	0	0	11
Custody Unchanged	1	1	0	1	0	0	0	3
Custody Changed	0	0	0	2	0	0	0	2
Foster Care Terminated	0	0	0	0	0	0	0	0
Foster Care Continued	0	0	0	0	0	0	0	0
Visitation Changed	0	0	0	0	0	0	0	0
Visitation Unchanged	0	0	0	0	0	0	0	0
Voluntary Acknowledgement of Paternity	0	0	0	0	0	0	0	0
Paternity Determined / Child Legitimated	0	0	0	0	0	0	0	0
Paternity Not Determ/Child Not Legitimated	0	0	0	0	0	0	0	0
Child Support Granted	0	0	0	0	0	0	0	0
Child Support Amended	0	0	0	0	0	0	0	0
Child Support Denied	0	0	0	0	0	0	0	0
Child Support Terminated	0	0	0	0	0	0	0	0
Request for Medical Treatment Granted	0	0	0	0	0	0	0	0
Request for Medical Treatment Denied	0	0	0	0	0	0	0	0
Consent to Marry Granted	0	0	0	0	0	0	0	0
Consent to Marry Denied	0	0	0	0	0	0	0	0
Totals	75	3	2	81	2	1	1	165


Other Outcome Codes

Other	95	4	3	70	0	3	0	175
Totals	95	4	3	70	0	3	0	175

All Outcome Totals	719	23	24	646	8	16	4	1,440
---------------------------	------------	-----------	-----------	------------	----------	-----------	----------	--------------

TENNESSEE COUNCIL OF JUVENILE AND FAMILY COURT JUDGES
2008 ROANE COUNTY JUVENILE COURT STATISTICAL DATA

Breakdown of Referrals by Court Personnel Executing the Action in CY 2008



	Referrals	% of Referrals
Judge	543	99.82%
Referee	0	0.00%
YSO	1	0.18%
Other	0	0.00%
Total	544	100.00%