

**2008**

**State of Tennessee**

**Annual Juvenile Court Statistical Report**

**Shelby County Breakdown**

# TABLE OF CONTENTS

Report Numbers Listed Below are shown at the Bottom of each Report, followed by the Report Page Number

	Report Number
<b>Juvenile Court Referral Process</b>	
Chart – The Juvenile Court Referral Process	1
Chart – Delinquent, Dependent/Neglect/Abuse, and Status/Unruly Referrals	2
Chart – Referrals by Type of Offense	3
Chart – Referrals for Status/Unruly Offenses	4
<b>Children and Referral Counts by Race and Sex</b>	
Table – Children with Delinquent Referrals by Race and Sex	5
Table – Children with Status/Unruly Referrals by Race and Sex	5
Table – Children with Dependency/Neglect/Abuse Allegations by Race and Sex	5
Table – Referrals Delinquent Referrals by Race and Sex	6
Table – Referrals Status/Unruly Referrals by Race and Sex	6
Table – Referrals Dependency/Neglect/Abuse Allegations by Race and Sex	6
Table/Chart – Referrals by Age Group, Race and Sex	7
Table/Chart – Children Referred by Age, Race and Sex	8
Table/Chart – Children Referred by Race and Sex	9
Table/Chart – Children of Hispanic Origin by Race and Sex	10
Table – Referrals by Type of Offense, Age Group, Race and Sex	11
<b>Living Arrangement of the Child at Time of Referral</b>	
Table/Chart – Living Arrangement at Time of Referral by Race and Sex	12
<b>School Status of Individual Children at Time of Referral to Juvenile Court</b>	
Table – Last Grade Completed by Children by Race and Sex	13
Table – Children Enrolled in School	13
Table – Children Enrolled in Special Education	13
<b>Referral Information by Race, Sex and Class of Referral/Offense</b>	
Table/Chart – Class of Referrals by Race and Sex	14
Table - Referrals by Class and Type of Offense by Race and Sex	15
<b>Referral Reasons by Type, Race and Sex</b>	
Table – Referral Reasons by Type of Offense, Race and Sex	16
Table – Top 4 Referral Reasons by Sex and Race	17
Table – Top 4 Referral Reasons by Sex, Race and Type of Offense	18
<b>Source of Referrals to the Juvenile Court</b>	
Table – Source of Referrals by Race and Sex	19
Table – Six Most Frequent Referral Reasons by Source, Race and Sex	20
Table – Source of Referrals by Type of Offense, Race and Sex	21
<b>Children Referred with Weapons Charges</b>	
Table/Chart – Children Referred for Unlawful Carrying/Possession of a Weapon by Age, Race and Sex	22
Table/Chart – Children Referred for Carrying Weapons on School Property	23
<b>Intake Actions at Referral</b>	
Table/Chart – Intake Actions at Referral by Race and Sex	24
Table/Chart – Intake Actions of Referrals by Class of Offense, Race and Sex	25

# TABLE OF CONTENTS


Report Numbers Listed Below are shown at the Bottom of each Report, followed by the Report Page Number

	Report Number
<b>Detention Statistics at Referral</b>	
Table – Detention Statistics at Referral by Individual Child by Race and Sex	26
Table – Detention Statistics at Referral by Individual Case	26
Table – Placement After Secure Detention Hearing by Individual Child by Race and Sex	27
Table – Placement After Secure Detention Hearing by Individual Case	27
<b>Dispositional Procedures</b>	
Table – Procedures used to Dispose or Adjust All Referrals	28
Table – Referrals Disposed by Formal Adjudicatory Proceedings	28
Table – Referrals Disposed by Other Actions	28
<b>Formal and Informal Actions</b>	
Table/Chart – Formal and Informal Actions by Race and Sex	29
Table – Formal and Informal Actions by Type of Offense, Race and Sex	30
Table – Formal and Informal Actions by Class of Referral, Race and Sex	31
<b>Children Transferred to Adult Court</b>	
Table/Chart – Children Transferred to Adult Court by Age, Race and Sex	32
<b>Outcomes by Type of Disposition</b>	
Table – Outcomes by Type of Disposition, Race and Sex	33
<b>Juvenile Court Referrals Disposed County-Wide Based on Number of Referrals</b>	
Table/Chart – Breakdown of Referrals by Court Personnel Executing the Action	34

**TENNESSEE COUNCIL OF JUVENILE AND FAMILY COURT JUDGES  
2008 SHELBY COUNTY JUVENILE COURT STATISTICAL DATA**

**The Juvenile Court Referral Process for CY 2008**

<b>Delinquent</b> 16,016	<b>Status</b> 1,904	<b>Dependency and Neglect</b> 2,221	<b>Other Violations</b> 0	<b>Special Proceedings</b> 1,247	<b>Parentage</b> 555	<b>Other</b> 1,248
-----------------------------	------------------------	--	------------------------------	-------------------------------------	-------------------------	-----------------------



**Parents, Victims, School, Relatives, State Dept, etc.**  
4,650

**Law Enforcement**  
18,541

**Pretrial Diversion, Informal Adjustment**  
15,020

**Court Actions**  
23,191

**Transfer to Adult Court Hearing**  
509

**Charges Cleared By Transfer to Adult Court**  
0

**Special Proceeding**  
0

**Review Concluded**  
0

**Case Held Open**  
0

**Other**  
863

**Formal Adjudications**  
6,799

**Juvenile Court System Outcomes / Dispositions**  
21,686

**Formal**  
1,146

**General**  
19,251

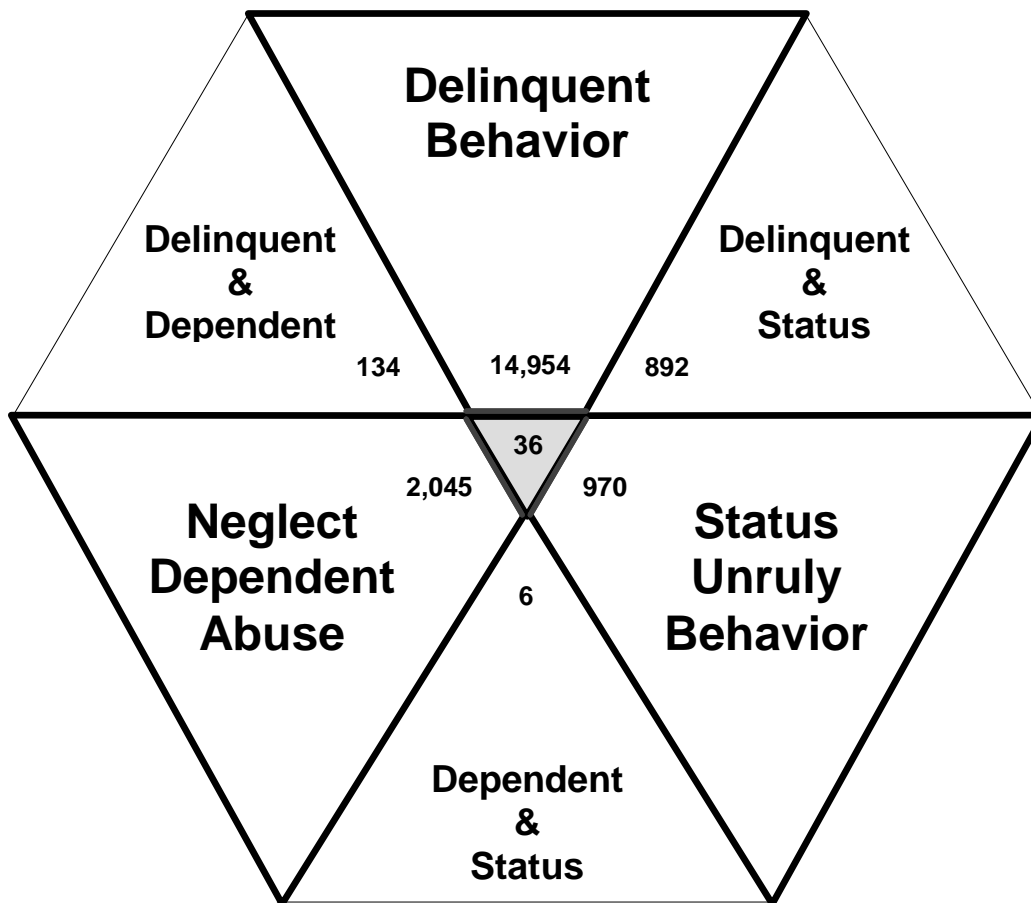
**Special Proceedings**  
413

**Other**  
876

**TENNESSEE COUNCIL OF JUVENILE AND FAMILY COURT JUDGES  
2008 SHELBY COUNTY JUVENILE COURT STATISTICAL DATA**

**Delinquent, Dependent/Neglect/Abuse, and Status/Unruly Referrals for CY 2008**

Total = 19,037



The remaining referrals are for:  
Custody, Visitation, Paternity/Legitimation, Child Support,  
Special Procedures and Other Referrals

Each child may be counted  
in more than one category

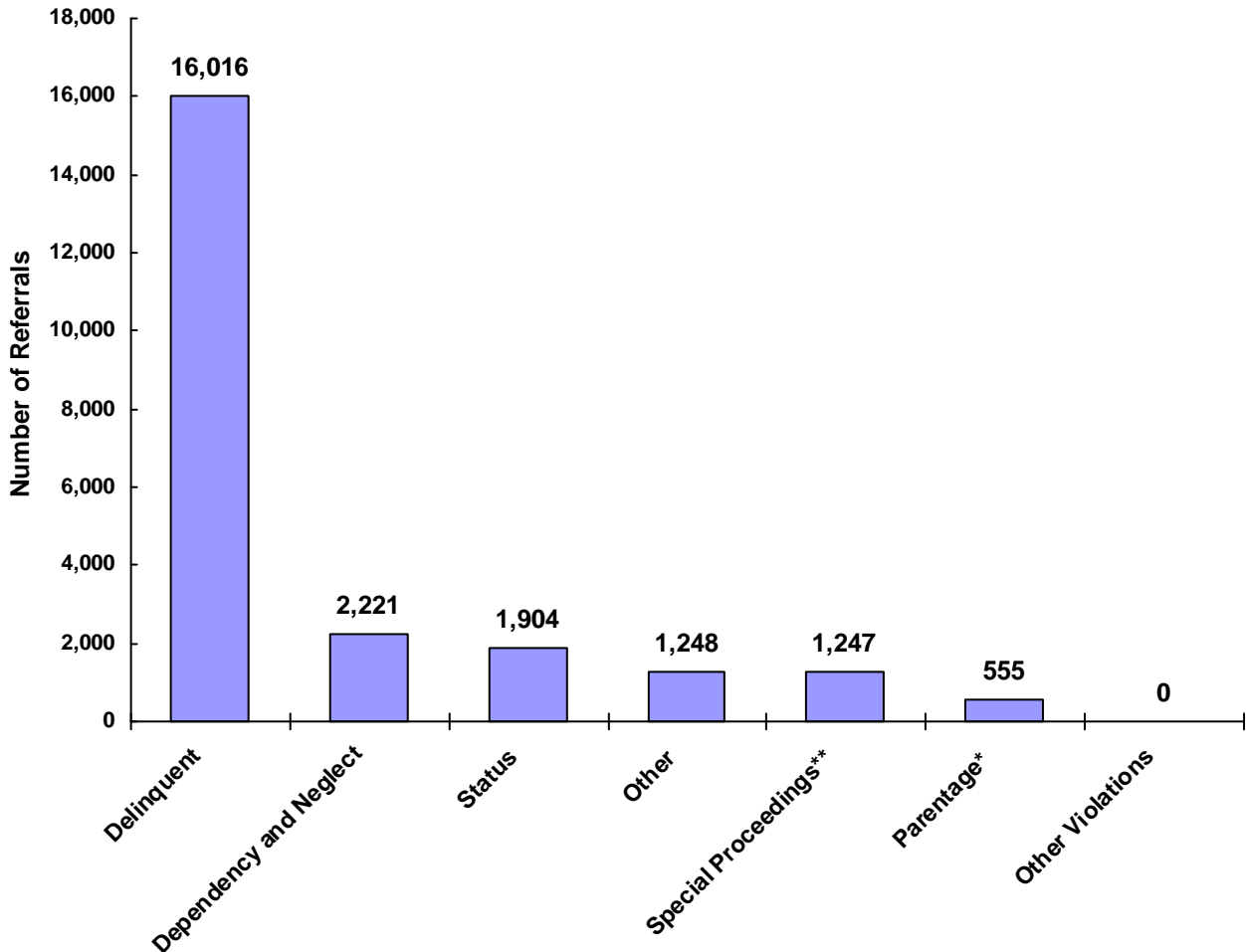
Total number of individual children for ALL referrals  
disposed by juvenile courts during CY 2008 equals  
13,713

Children can have referrals in multiple categories. The drawing above shows that in the year 2008 there were 14,954 referrals to Shelby County Juvenile Court for children with only delinquent offenses, 970 for those with only status/unruly behavior, and 2,045 for children with neglect, dependent or abuse referrals during the calendar year. There were 892 referrals for children that had a delinquent AND a status/unruly referral. There were 134 referrals for children with both delinquent behavior AND a neglect, dependent or abuse allegation. There were 6 referrals for children that had both a status/unruly referral AND a neglect, dependent or abuse allegation. Also, there were 36 referrals for children that had a delinquent referral, a status/unruly referral AND a neglect, dependent or abuse allegation.

TENNESSEE COUNCIL OF JUVENILE AND FAMILY COURT JUDGES  
2008 SHELBY COUNTY JUVENILE COURT STATISTICAL DATA

Referrals by Type of Offense in CY 2008

Total Referrals = 23,191



\* Parentage includes: Custody, Visitation, Paternity/Legitimation and Child Support

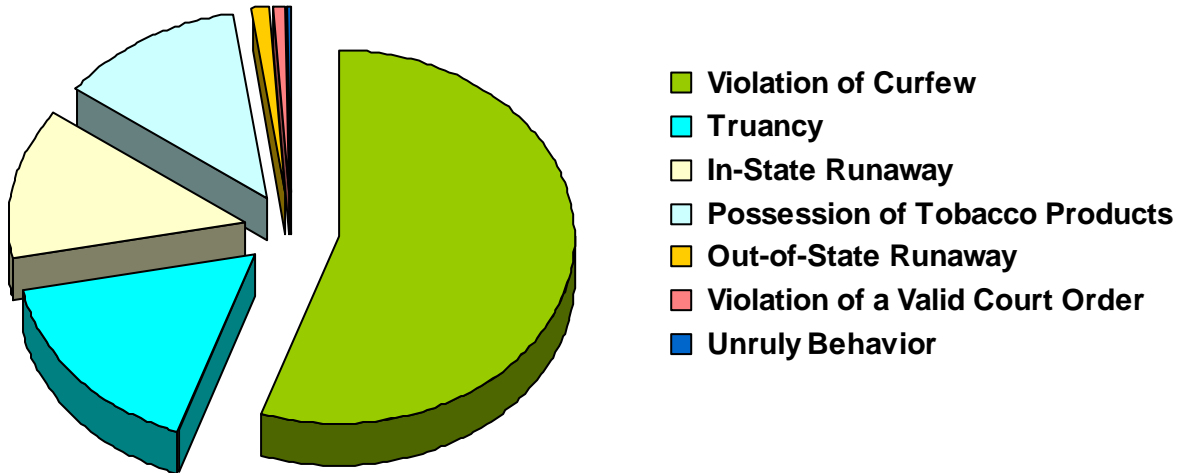
\*\*Special Proceedings include: Judicial Review, Administrative Review, Foster Care Review, Request for Medical Treatment and Consent to Marry

Information from the Juvenile Court represents a total of 13,713 children and 18,429 cases that were reported to the TCJFCJ.

A Status offense is an offense committed by a child that if committed by an adult, would not be considered an offense or unlawful act. An example of this is smoking when not legally an adult.

**TENNESSEE COUNCIL OF JUVENILE AND FAMILY COURT JUDGES  
2008 SHELBY COUNTY JUVENILE COURT STATISTICAL DATA**

**Referrals for Status/Unruly Offenses in CY 2008  
Total Status/Unruly Referrals = 1,904**



<b>Referral Reason</b>	<b>Count</b>	<b>Percent</b>
Violation of Curfew	1,052	55.25%
Truancy	318	16.70%
In-State Runaway	249	13.08%
Possession of Tobacco Products	244	12.82%
Violation of a Valid Court Order	19	1.00%
Out-of-State Runaway	19	1.00%
Unruly Behavior	3	0.16%
<b>Total</b>	<b>1,904</b>	

**TENNESSEE COUNCIL OF JUVENILE AND FAMILY COURT JUDGES  
2008 SHELBY COUNTY JUVENILE COURT STATISTICAL DATA**

**Children\* with Delinquent Referrals by Race and Sex for CY 2008**

	White	African American	Native American	Asian	Mixed Race	Unknown Race	Total
<b>Male</b>	726	4,927	0	19	31	141	<b>5,844</b>
<b>Female</b>	422	2,641	2	11	16	46	<b>3,138</b>
<b>Unknown Sex</b>	0	0	0	0	0	0	
<b>Totals</b>	<b>1,148</b>	<b>7,568</b>	<b>2</b>	<b>30</b>	<b>47</b>	<b>187</b>	<b>8,982</b>

**Children\* with Status/Unruly Referrals by Race and Sex for CY 2008**

	White	African American	Native American	Asian	Mixed Race	Unknown Race	Total
<b>Male</b>	303	752	1	0	8	23	<b>1,087</b>
<b>Female</b>	182	391	1	5	4	11	<b>594</b>
<b>Unknown Sex</b>	0	0	0	0	0	0	
<b>Totals</b>	<b>485</b>	<b>1,143</b>	<b>2</b>	<b>5</b>	<b>12</b>	<b>34</b>	<b>1,681</b>

**Children\* with Dependency/Neglect/Abuse Allegations by Race and Sex for CY 2008**

	White	African American	Native American	Asian	Mixed Race	Unknown Race	Total
<b>Male</b>	119	829	0	5	25	21	<b>999</b>
<b>Female</b>	131	853	0	1	21	15	<b>1,021</b>
<b>Unknown Sex</b>	0	0	0	0	0	0	
<b>Totals</b>	<b>250</b>	<b>1,682</b>	<b>0</b>	<b>6</b>	<b>46</b>	<b>36</b>	<b>2,020</b>

\* A child may be counted in more than one category



**TENNESSEE COUNCIL OF JUVENILE AND FAMILY COURT JUDGES  
2008 SHELBY COUNTY JUVENILE COURT STATISTICAL DATA**

**Delinquent Referrals by Race and Sex for CY 2008**

	White	African American	Native American	Asian	Mixed Race	Unknown Race	Total
<b>Male</b>	1,283	9,612	0	26	69	350	<b>11,340</b>
<b>Female</b>	610	3,952	2	15	31	66	<b>4,676</b>
<b>Unknown Sex</b>	0	0	0	0	0	0	<b>0</b>
<b>Totals</b>	<b>1,893</b>	<b>13,564</b>	<b>2</b>	<b>41</b>	<b>100</b>	<b>416</b>	<b>16,016</b>

**Status/Unruly Referrals by Race and Sex for CY 2008**

	White	African American	Native American	Asian	Mixed Race	Unknown Race	Total
<b>Male</b>	348	839	1	0	8	25	<b>1,221</b>
<b>Female</b>	200	458	2	5	7	11	<b>683</b>
<b>Unknown Sex</b>	0	0	0	0	0	0	<b>0</b>
<b>Totals</b>	<b>548</b>	<b>1,297</b>	<b>3</b>	<b>5</b>	<b>15</b>	<b>36</b>	<b>1,904</b>

**Dependency/Neglect/Abuse Allegations by Race and Sex for CY 2008**

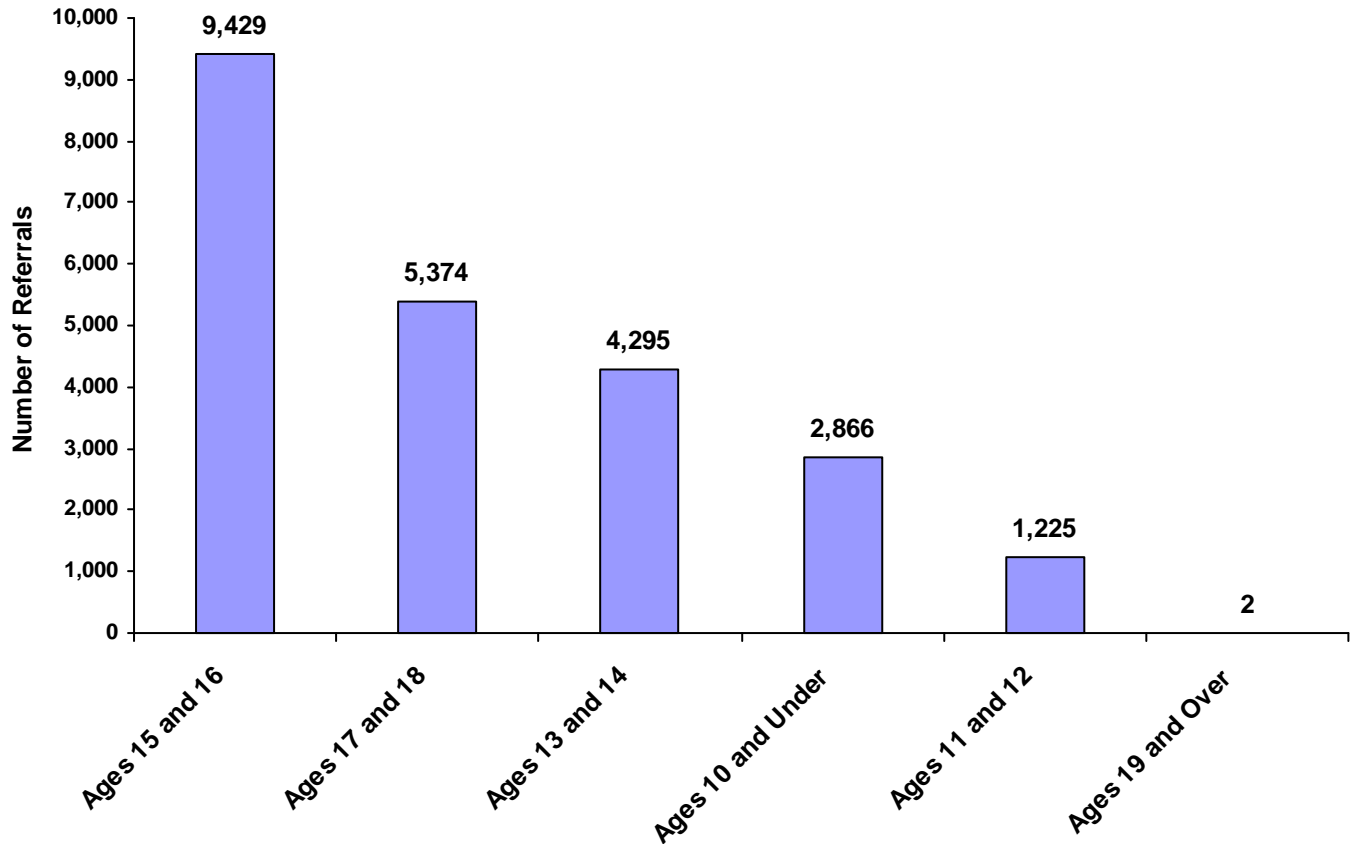
	White	African American	Native American	Asian	Mixed Race	Unknown Race	Total
<b>Male</b>	138	906	0	5	29	23	<b>1,101</b>
<b>Female</b>	142	937	0	1	23	17	<b>1,120</b>
<b>Unknown Sex</b>	0	0	0	0	0	0	<b>0</b>
<b>Totals</b>	<b>280</b>	<b>1,843</b>	<b>0</b>	<b>6</b>	<b>52</b>	<b>40</b>	<b>2,221</b>

**TENNESSEE COUNCIL OF JUVENILE AND FAMILY COURT JUDGES  
2008 SHELBY COUNTY JUVENILE COURT STATISTICAL DATA**

**Referrals by Age Group, Race and Sex for CY 2008**

	White Male	African American Male	Other Race Male	White Female	African American Female	Other Race Female	Unknown Race or Sex	Total	% of Total Referrals
Birth through Age 10	188	1,235	46	203	1,113	30	51	2,866	12.36%
Ages 11 and 12	66	714	7	35	389	3	11	1,225	5.28%
Ages 13 and 14	231	2,473	23	149	1,334	8	77	4,295	18.52%
Ages 15 and 16	785	5,376	56	420	2,474	52	266	9,429	40.66%
Ages 17 and 18	739	2,929	34	335	1,186	11	140	5,374	23.17%
Ages 19 and Over	0	2	0	0	0	0	0	2	0.01%
<b>All Age Group Totals</b>	<b>2,009</b>	<b>12,729</b>	<b>166</b>	<b>1,142</b>	<b>6,496</b>	<b>104</b>	<b>545</b>	<b>23,191</b>	

**Total Referrals by Age Group**

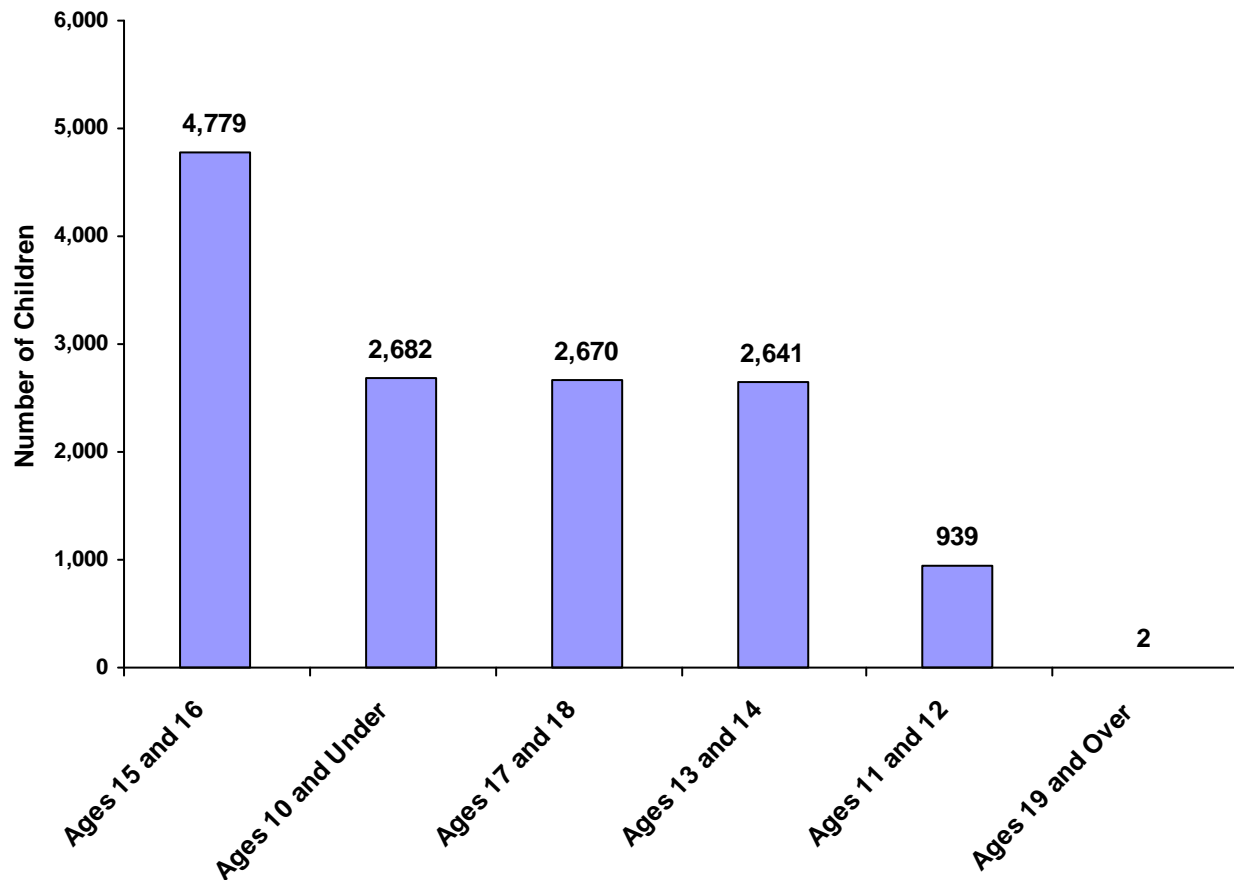


**TENNESSEE COUNCIL OF JUVENILE AND FAMILY COURT JUDGES  
2008 SHELBY COUNTY JUVENILE COURT STATISTICAL DATA**

**Children Referred by Age Group, Race and Sex for CY 2008**

	White Male	African American Male	Other Race Male	White Female	African American Female	Other Race Female	Unknown Race or Sex	Total	% of All Children Referred
Ages 10 and Under	175	1,146	45	188	1,049	30	49	2,682	19.56%
Ages 11 through 12	58	522	6	34	307	3	9	939	6.85%
Ages 13 through 14	156	1,395	14	110	909	8	49	2,641	19.26%
Ages 15 through 16	400	2,436	25	276	1,514	18	110	4,779	34.85%
Ages 17 through 18	352	1,293	15	208	737	8	57	2,670	19.47%
Ages 19 and Over	0	2	0	0	0	0	0	2	0.01%
<b>Total</b>	<b>1,141</b>	<b>6,794</b>	<b>105</b>	<b>816</b>	<b>4,516</b>	<b>67</b>	<b>274</b>	<b>13,713</b>	

**Total Children by Age Group**

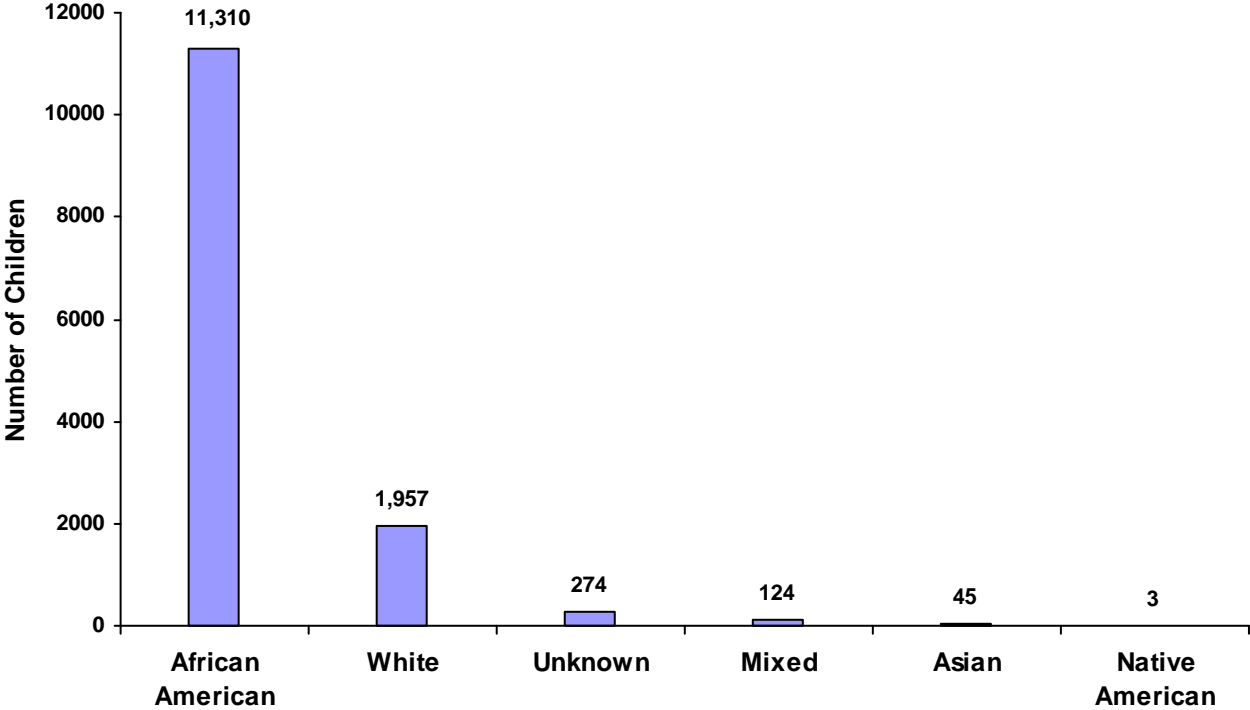


**TENNESSEE COUNCIL OF JUVENILE AND FAMILY COURT JUDGES  
2008 SHELBY COUNTY JUVENILE COURT STATISTICAL DATA**

**Children Referred by Race and Sex for CY 2008**

Race	Male	Female	Unknown	Total
White	1,141	816	0	1,957
African American	6,794	4,516	0	11,310
Native American	1	2	0	3
Asian	29	16	0	45
Mixed	75	49	0	124
Unknown	188	86	0	274
<b>Total</b>	<b>8,228</b>	<b>5,485</b>	<b>0</b>	<b>13,713</b>

**Total Children by Race**

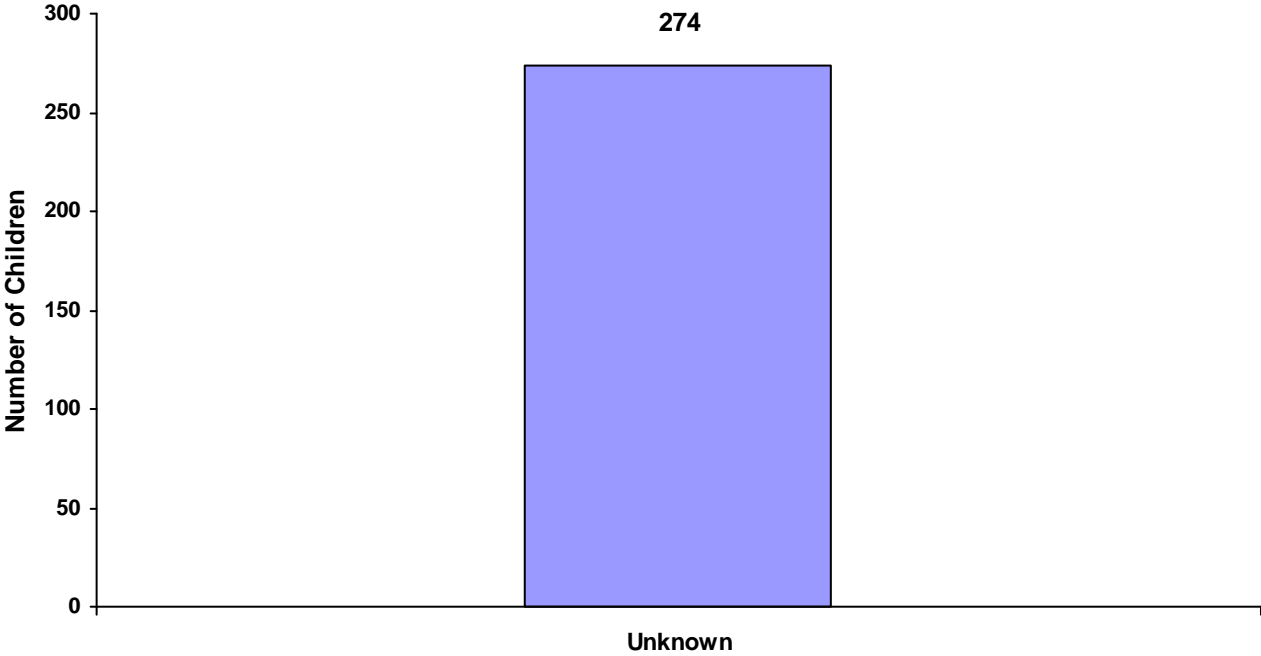


**TENNESSEE COUNCIL OF JUVENILE AND FAMILY COURT JUDGES  
2008 SHELBY COUNTY JUVENILE COURT STATISTICAL DATA**

**Children of Hispanic Origin by Race and Sex for CY 2008**

<b>Race</b>	<b>Male</b>	<b>Female</b>	<b>Unknown</b>	<b>Total</b>
<b>White</b>	<b>0</b>	<b>0</b>	<b>0</b>	<b>0</b>
<b>African American</b>	<b>0</b>	<b>0</b>	<b>0</b>	<b>0</b>
<b>Native American</b>	<b>0</b>	<b>0</b>	<b>0</b>	<b>0</b>
<b>Asian</b>	<b>0</b>	<b>0</b>	<b>0</b>	<b>0</b>
<b>Mixed</b>	<b>0</b>	<b>0</b>	<b>0</b>	<b>0</b>
<b>Unknown</b>	<b>188</b>	<b>86</b>	<b>0</b>	<b>274</b>
<b>Total</b>	<b>188</b>	<b>86</b>	<b>0</b>	<b>274</b>

**Total Children of Hispanic Origin by Race**



**TENNESSEE COUNCIL OF JUVENILE AND FAMILY COURT JUDGES  
2008 SHELBY COUNTY JUVENILE COURT STATISTICAL DATA**

**Referrals by Type of Offense, Age Group, Race and Sex for CY 2008**

	White Male	African American Male	Other Race Male	White Female	African American Female	Other Race Female	Unknown Race or Sex	Total
<b>Delinquent</b>								
Ages 10 and Under	13	187	0	7	62	0	1	270
Ages 11 through 12	32	518	4	5	208	2	9	778
Ages 13 through 14	155	2,019	19	83	964	6	56	3,302
Ages 15 through 16	542	4,413	43	276	1,806	33	233	7,346
Ages 17 through 18	541	2,473	29	239	912	7	117	4,318
Ages 19 and Over	0	2	0	0	0	0	0	2
<b>Total</b>	<b>1,283</b>	<b>9,612</b>	<b>95</b>	<b>610</b>	<b>3,952</b>	<b>48</b>	<b>416</b>	<b>16,016</b>
<b>Status</b>								
Ages 10 and Under	6	16	0	12	8	1	0	43
Ages 11 through 12	6	22	0	6	21	0	1	56
Ages 13 through 14	35	154	2	40	93	0	11	335
Ages 15 through 16	156	416	5	87	227	11	14	916
Ages 17 through 18	145	231	2	55	109	2	10	554
Ages 19 and Over	0	0	0	0	0	0	0	0
<b>Total</b>	<b>348</b>	<b>839</b>	<b>9</b>	<b>200</b>	<b>458</b>	<b>14</b>	<b>36</b>	<b>1,904</b>
<b>Dependency and Neglect</b>								
Ages 10 and Under	103	623	32	93	616	19	33	1,519
Ages 11 through 12	10	69	1	14	72	1	0	167
Ages 13 through 14	9	84	0	13	86	1	0	193
Ages 15 through 16	12	98	1	14	122	3	5	255
Ages 17 through 18	4	32	0	8	41	0	2	87
Ages 19 and Over	0	0	0	0	0	0	0	0
<b>Total</b>	<b>138</b>	<b>906</b>	<b>34</b>	<b>142</b>	<b>937</b>	<b>24</b>	<b>40</b>	<b>2,221</b>
<b>Other Violations</b>								
Ages 10 and Under	0	0	0	0	0	0	0	0
Ages 11 through 12	0	0	0	0	0	0	0	0
Ages 13 through 14	0	0	0	0	0	0	0	0
Ages 15 through 16	0	0	0	0	0	0	0	0
Ages 17 through 18	0	0	0	0	0	0	0	0
Ages 19 and Over	0	0	0	0	0	0	0	0
<b>Total</b>	<b>0</b>	<b>0</b>	<b>0</b>	<b>0</b>	<b>0</b>	<b>0</b>	<b>0</b>	<b>0</b>

**TENNESSEE COUNCIL OF JUVENILE AND FAMILY COURT JUDGES  
2008 SHELBY COUNTY JUVENILE COURT STATISTICAL DATA**

**Referrals by Type of Offense, Age Group, Race and Sex for CY 2008**

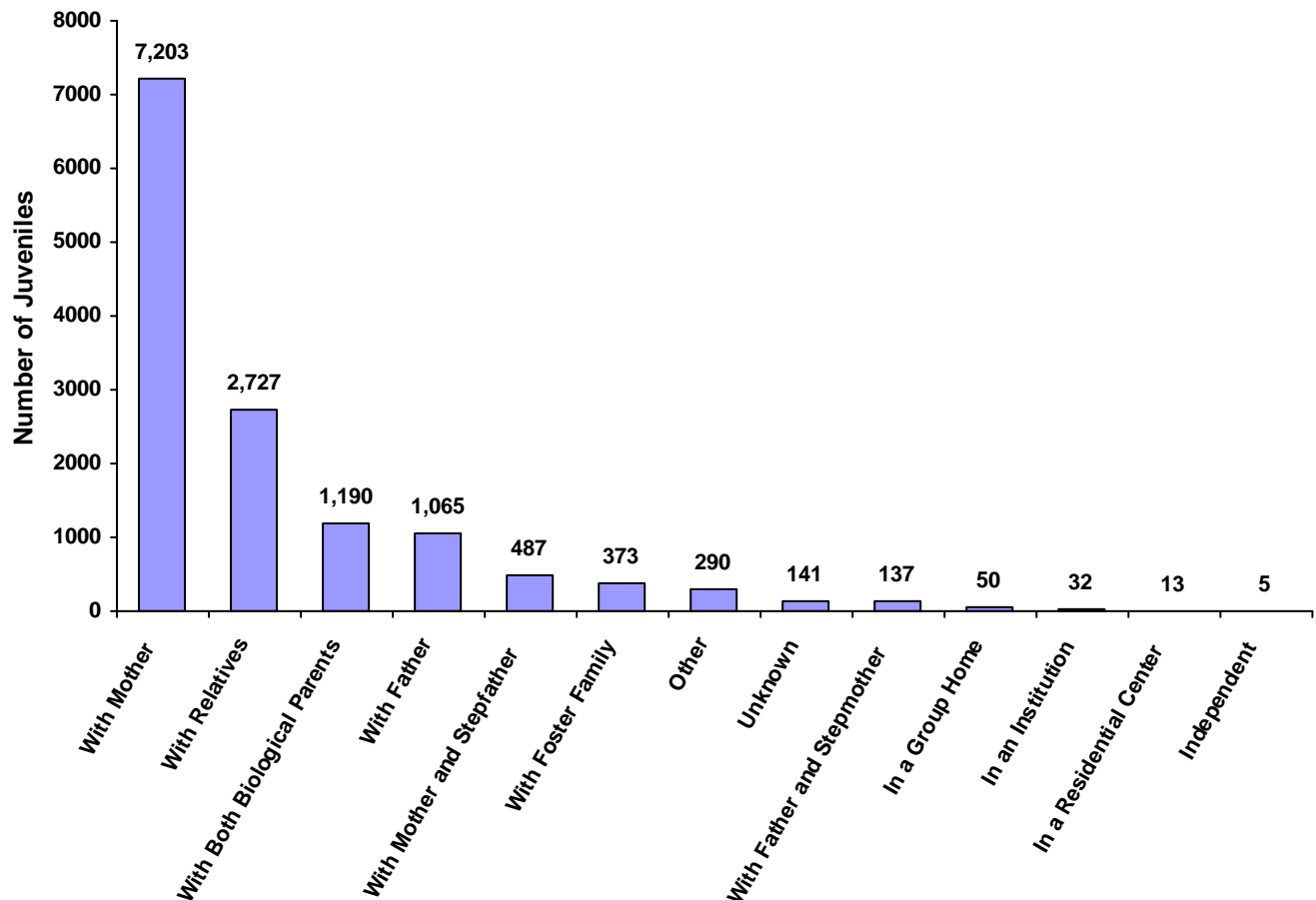
	White Male	African American Male	Other Race Male	White Female	African American Female	Other Race Female	Unknown Race or Sex	Total
<b>Special Proceedings</b>								
Ages 10 and Under	58	388	12	87	406	10	15	976
Ages 11 through 12	11	75	0	7	66	0	0	159
Ages 13 through 14	13	98	1	6	108	1	4	231
Ages 15 through 16	8	134	0	15	163	3	3	326
Ages 17 through 18	2	30	2	9	66	0	1	110
Ages 19 and Over	0	0	0	0	0	0	0	0
<b>Total</b>	<b>92</b>	<b>725</b>	<b>15</b>	<b>124</b>	<b>809</b>	<b>14</b>	<b>23</b>	<b>1,802</b>
<b>Other</b>								
Ages 10 and Under	8	21	2	4	21	0	2	58
Ages 11 through 12	7	30	2	3	22	0	1	65
Ages 13 through 14	19	118	1	7	83	0	6	234
Ages 15 through 16	67	315	7	28	156	2	11	586
Ages 17 through 18	47	163	1	24	58	2	10	305
Ages 19 and Over	0	0	0	0	0	0	0	0
<b>Total</b>	<b>148</b>	<b>647</b>	<b>13</b>	<b>66</b>	<b>340</b>	<b>4</b>	<b>30</b>	<b>1,248</b>
<b>Grand Total</b>	<b>2,009</b>	<b>12,729</b>	<b>166</b>	<b>1,142</b>	<b>6,496</b>	<b>104</b>	<b>545</b>	<b>23,191</b>

## TENNESSEE COUNCIL OF JUVENILE AND FAMILY COURT JUDGES 2008 SHELBY COUNTY JUVENILE COURT STATISTICAL DATA

### Living Arrangement of Juveniles by Race and Sex for CY 2008

	White Male	African American Male	Other Race Male	White Female	African American Female	Other Race Female	Unknown Race or Sex	Total	% of All Children Referred
With Both Biological Parents	256	477	20	128	230	6	73	1,190	8.68%
With Father and Stepmother	22	68	2	9	31	2	3	137	1.00%
With Mother and Stepfather	46	263	4	31	133	3	7	487	3.55%
With Mother	422	3,817	46	340	2,455	27	96	7,203	52.53%
With Father	201	452	13	94	267	6	32	1,065	7.77%
With Relatives	125	1,339	13	152	1,042	13	43	2,727	19.89%
With Adoptive Parents	0	0	0	0	0	0	0	0	0.00%
With Foster Family	22	157	3	20	158	6	7	373	2.72%
In a Group Home	7	25	1	6	11	0	0	50	0.36%
In a Residential Center	3	9	0	0	1	0	0	13	0.09%
In an Institution	3	13	1	3	12	0	0	32	0.23%
Independent	1	0	0	0	4	0	0	5	0.04%
Unknown	20	53	0	23	43	1	1	141	1.03%
Other	13	121	2	10	129	3	12	290	2.11%
<b>Totals</b>	<b>1,141</b>	<b>6,794</b>	<b>105</b>	<b>816</b>	<b>4,516</b>	<b>67</b>	<b>274</b>	<b>13,713</b>	

### Living Arrangement of Juveniles





**TENNESSEE COUNCIL OF JUVENILE AND FAMILY COURT JUDGES  
2008 SHELBY COUNTY JUVENILE COURT STATISTICAL DATA**

**Last Grade Completed by Children by Race and Sex for CY 2008**

	White Male	African American Male	Other Race Male	White Female	African American Female	Other Race Female	Unknown Race or Sex	Total	% of All Children Referred
Too Young for School	0	1	0	0	0	0	0	1	0.01%
Preschool	15	103	4	16	116	6	3	263	1.92%
Kindergarten	12	101	3	18	81	1	6	222	1.62%
1st Grade	6	83	5	12	95	2	2	205	1.49%
2nd Grade	9	115	3	8	91	1	4	231	1.68%
3rd Grade	15	129	1	10	70	2	3	230	1.68%
4th Grade	27	163	4	11	90	0	6	301	2.19%
5th Grade	26	298	3	19	143	1	10	500	3.65%
6th Grade	44	562	8	24	329	2	19	988	7.20%
7th Grade	88	794	5	53	477	5	36	1,458	10.63%
8th Grade	180	1,387	18	111	781	7	64	2,548	18.58%
9th Grade	210	1,204	10	138	719	10	39	2,330	16.99%
10th Grade	207	806	5	142	569	9	24	1,762	12.85%
11th Grade	155	377	7	117	302	3	8	969	7.07%
12th Grade	17	37	0	12	23	0	2	91	0.66%
Non-Graded Special Ed	0	1	0	0	0	0	0	1	0.01%
GED	0	0	0	0	0	0	0	0	0.00%
Graduated	0	0	0	0	0	0	0	0	0.00%
Never Attended School	104	555	24	113	536	17	30	1,379	10.06%
Unknown	26	78	5	12	94	1	18	234	1.71%
Other	0	0	0	0	0	0	0	0	0.00%
<b>Totals</b>	<b>1,141</b>	<b>6,794</b>	<b>105</b>	<b>816</b>	<b>4,516</b>	<b>67</b>	<b>274</b>	<b>13,713</b>	

**Children Enrolled in School**

	Children	% of All Children
Enrolled	11,205	81.71%
Not Enrolled	2,506	18.27%
Unknown	2	0.01%
	<b>13,713</b>	

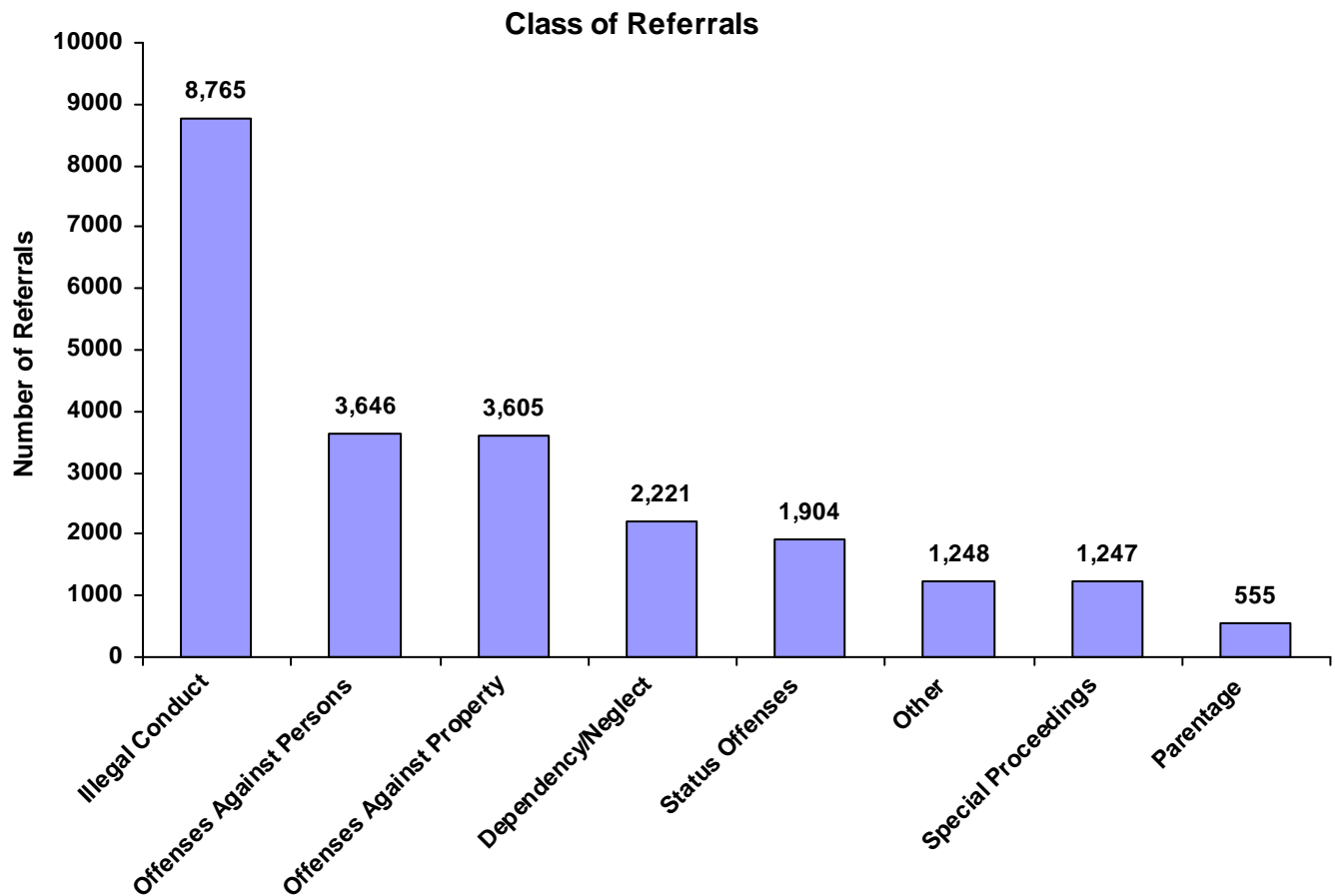
**Children Enrolled in Special Education**

	Children	% of All Children
Enrolled	321	2.34%
Not Enrolled	2,935	21.40%
Unknown	10,457	76.26%
	<b>13,713</b>	

**TENNESSEE COUNCIL OF JUVENILE AND FAMILY COURT JUDGES  
2008 SHELBY COUNTY JUVENILE COURT STATISTICAL DATA**

**Class of Referrals by Race and Sex for CY 2008**

	White Male	African American Male	Other Race Male	White Female	African American Female	Other Race Female	Unknown Race or Sex	Total	% of Total Referrals
Offenses Against Persons	136	2,138	21	56	1,231	10	54	3,646	15.72%
Offenses Against Property	302	2,195	28	224	779	14	63	3,605	15.54%
Illegal Conduct	845	5,279	46	330	1,942	24	299	8,765	37.79%
Status Offenses	348	839	9	200	458	14	36	1,904	8.21%
Dependency/Neglect	138	906	34	142	937	24	40	2,221	9.58%
Other Violation Proceedings	0	0	0	0	0	0	0	0	0.00%
Parentage	41	235	9	52	196	6	16	555	2.39%
Special Proceedings	51	490	6	72	613	8	7	1,247	5.38%
Other	148	647	13	66	340	4	30	1,248	5.38%
<b>Totals</b>	<b>2,009</b>	<b>12,729</b>	<b>166</b>	<b>1,142</b>	<b>6,496</b>	<b>104</b>	<b>545</b>	<b>23,191</b>	



**TENNESSEE COUNCIL OF JUVENILE AND FAMILY COURT JUDGES  
2008 SHELBY COUNTY JUVENILE COURT STATISTICAL DATA**

**Referrals by Class and Type Of Offense by Race and Sex for CY 2008**

	White Male	African American Male	Other Race Male	White Female	African American Female	Other Race Female	Unknown Race or Sex	Total
<b><u>Offenses Against Persons</u></b>								
Assault	67	1,404	7	44	1,096	6	29	2,653
Aggravated Assault	28	223	2	8	63	0	17	341
Aggravated Robbery	1	230	7	1	18	0	2	259
Robbery	3	95	2	0	8	0	0	108
Other Sexual Offenses	5	27	1	2	40	4	3	82
Reckless Endangerment	12	46	2	0	1	0	1	62
Rape of a Child	5	54	0	0	1	0	1	61
Aggravated Sexual Battery	11	15	0	1	2	0	1	30
Rape	0	11	0	0	0	0	0	11
Aggravated Rape	0	8	0	0	0	0	0	8
Aggravated Kidnapping	0	5	0	0	1	0	0	6
Attempted Crime Against a Person	0	6	0	0	0	0	0	6
1st Degree Murder	0	5	0	0	0	0	0	5
Esp. Aggravated Robbery	0	4	0	0	0	0	0	4
Esp. Aggravated Kidnapping	2	2	0	0	0	0	0	4
Aggravated Child Abuse / Neglect	1	3	0	0	0	0	0	4
2nd Degree Murder	1	0	0	0	1	0	0	2
Criminal Homicide	0	0	0	0	0	0	0	0
Aggravated Vehicular Homicide	0	0	0	0	0	0	0	0
Voluntary Manslaughter	0	0	0	0	0	0	0	0
Vehicular Homicide	0	0	0	0	0	0	0	0
Sexual Abuse of a Child	0	0	0	0	0	0	0	0
Criminally Negligent Homicide	0	0	0	0	0	0	0	0
<b>Totals</b>	<b>136</b>	<b>2,138</b>	<b>21</b>	<b>56</b>	<b>1,231</b>	<b>10</b>	<b>54</b>	<b>3,646</b>
<b><u>Offenses Against Property</u></b>								
Theft of Property	124	1,021	8	182	659	14	31	2,039
Vandalism	108	461	6	25	71	0	16	687
Aggravated Burglary	39	444	7	8	11	0	8	517
Burglary	16	201	5	2	5	0	5	234
Unauthorized Use of a Vehicle	9	15	0	5	13	0	2	44
Forgery	2	20	0	1	9	0	1	33
Arson	3	13	1	0	1	0	0	18
Aggravated Arson	0	10	0	0	4	0	0	14
Illegal Poss/Use of Credit/Debit Cards	1	4	1	1	6	0	0	13
Cruelty to Animals	0	6	0	0	0	0	0	6
Worthless Checks	0	0	0	0	0	0	0	0
<b>Totals</b>	<b>302</b>	<b>2,195</b>	<b>28</b>	<b>224</b>	<b>779</b>	<b>14</b>	<b>63</b>	<b>3,605</b>

**TENNESSEE COUNCIL OF JUVENILE AND FAMILY COURT JUDGES  
2008 SHELBY COUNTY JUVENILE COURT STATISTICAL DATA**

**Referrals by Class and Type Of Offense by Race and Sex for CY 2008**

	White Male	African American Male	Other Race Male	White Female	African American Female	Other Race Female	Unknown Race or Sex	Total
<b><u>Illegal Conduct</u></b>								
Disorderly Conduct	62	1,732	7	36	1,318	12	32	3,199
Traffic	189	668	8	46	130	3	155	1,199
Criminal Trespass	31	676	6	10	142	1	6	872
Possession of Controlled Substances	128	516	6	50	61	2	21	784
Unlawful Carrying / Poss of a Weapon	24	270	3	3	11	0	18	329
Possession/Consumption of Alcohol	159	35	3	88	6	0	13	304
Public Intoxication	45	195	1	19	24	1	11	296
Evading Arrest	14	252	4	4	14	1	4	293
Sale of Controlled Substances	35	210	2	13	12	0	7	279
Other Drug Offenses	99	60	5	37	9	1	9	220
Carrying Weapons on School Property	13	111	0	2	61	1	7	195
Resist Stop/Frisk/Halt/Arrest/Search	4	132	0	6	51	0	2	195
Criminal Attempt	4	168	0	0	5	0	5	182
Contempt of Court	5	31	0	4	48	0	0	88
Violation of Probation	4	49	1	2	28	1	2	87
Gambling	0	78	0	0	1	0	0	79
Aggravated Criminal Trespass	1	50	0	0	3	0	1	55
Harassment	6	18	0	2	12	0	1	39
Driving Under Influence (DUI)	18	3	0	6	1	1	5	34
Local Ordinances	1	17	0	0	3	0	0	21
Escape	0	7	0	1	1	0	0	9
Criminal Impersonation	3	0	0	1	1	0	0	5
Filing a False Police Report	0	1	0	0	0	0	0	1
Failure to Appear	0	0	0	0	0	0	0	0
Violation of Wildlife Regulations	0	0	0	0	0	0	0	0
Violation of Aftercare	0	0	0	0	0	0	0	0
<b>Totals</b>	<b>845</b>	<b>5,279</b>	<b>46</b>	<b>330</b>	<b>1,942</b>	<b>24</b>	<b>299</b>	<b>8,765</b>
<b><u>Status Offenses</u></b>								
Violation of Curfew	212	487	4	121	205	4	19	1,052
Truancy	35	143	2	31	95	2	10	318
In-State Runaway	21	75	1	18	125	6	3	249
Possession of Tobacco Products	77	124	2	21	18	1	1	244
Out-of-State Runaway	1	4	0	7	4	0	3	19
Violation of a Valid Court Order	2	5	0	1	10	1	0	19
Unruly Behavior	0	1	0	1	1	0	0	3
<b>Totals</b>	<b>348</b>	<b>839</b>	<b>9</b>	<b>200</b>	<b>458</b>	<b>14</b>	<b>36</b>	<b>1,904</b>
<b><u>Dependency/Neglect</u></b>								
Dependency / Neglect	119	830	31	131	859	22	36	2,028
Termination of Parental Rights	19	75	3	11	77	2	4	191
Physically Abused Child	0	1	0	0	1	0	0	2
Sexually Abused Child	0	0	0	0	0	0	0	0
<b>Totals</b>	<b>138</b>	<b>906</b>	<b>34</b>	<b>142</b>	<b>937</b>	<b>24</b>	<b>40</b>	<b>2,221</b>

**TENNESSEE COUNCIL OF JUVENILE AND FAMILY COURT JUDGES  
2008 SHELBY COUNTY JUVENILE COURT STATISTICAL DATA**

**Referrals by Class and Type Of Offense by Race and Sex for CY 2008**

	White Male	African American Male	Other Race Male	White Female	African American Female	Other Race Female	Unknown Race or Sex	Total
<b><u>Other Violation Proceedings</u></b>								
Violation of Pretrial Diversion	0	0	0	0	0	0	0	0
Violation of Informal Adjustment	0	0	0	0	0	0	0	0
<b>Totals</b>	<b>0</b>	<b>0</b>	<b>0</b>	<b>0</b>	<b>0</b>	<b>0</b>	<b>0</b>	<b>0</b>
<b><u>Parentage</u></b>								
Custody	20	129	5	27	91	2	8	282
Visitation	21	106	4	25	105	4	8	273
Paternity / Legitimation	0	0	0	0	0	0	0	0
Child Support	0	0	0	0	0	0	0	0
<b>Totals</b>	<b>41</b>	<b>235</b>	<b>9</b>	<b>52</b>	<b>196</b>	<b>6</b>	<b>16</b>	<b>555</b>
<b><u>Special Proceedings</u></b>								
Administrative Review	51	490	6	72	613	8	7	1,247
Judicial Review	0	0	0	0	0	0	0	0
Foster Care Review	0	0	0	0	0	0	0	0
Request for Medical Treatment	0	0	0	0	0	0	0	0
Consent to Marry	0	0	0	0	0	0	0	0
<b>Totals</b>	<b>51</b>	<b>490</b>	<b>6</b>	<b>72</b>	<b>613</b>	<b>8</b>	<b>7</b>	<b>1,247</b>
<b><u>Other</u></b>								
Other	148	647	13	66	340	4	30	1,248
<b>Totals</b>	<b>148</b>	<b>647</b>	<b>13</b>	<b>66</b>	<b>340</b>	<b>4</b>	<b>30</b>	<b>1,248</b>
<b>All Referral Totals</b>	<b>2,009</b>	<b>12,729</b>	<b>166</b>	<b>1,142</b>	<b>6,496</b>	<b>104</b>	<b>545</b>	<b>23,191</b>

**TENNESSEE COUNCIL OF JUVENILE AND FAMILY COURT JUDGES  
2008 SHELBY COUNTY JUVENILE COURT STATISTICAL DATA**

**Referral Reasons by Type of Offense, Race and Sex for CY 2008**

	White Male	African American Male	Other Race Male	White Female	African American Female	Other Race Female	Unknown Race or Sex	Total
<b>Delinquent</b>								
Disorderly Conduct	62	1,732	7	36	1,318	12	32	3,199
Assault	67	1,404	7	44	1,096	6	29	2,653
Theft of Property	124	1,021	8	182	659	14	31	2,039
Traffic	189	668	8	46	130	3	155	1,199
Criminal Trespass	31	676	6	10	142	1	6	872
Possession of Controlled Substances	128	516	6	50	61	2	21	784
Vandalism	108	461	6	25	71	0	16	687
Aggravated Burglary	39	444	7	8	11	0	8	517
Aggravated Assault	28	223	2	8	63	0	17	341
Unlawful Carrying / Poss of a Weapon	24	270	3	3	11	0	18	329
Possession/Consumption of Alcohol	159	35	3	88	6	0	13	304
Public Intoxication	45	195	1	19	24	1	11	296
Evading Arrest	14	252	4	4	14	1	4	293
Sale of Controlled Substances	35	210	2	13	12	0	7	279
Aggravated Robbery	1	230	7	1	18	0	2	259
Burglary	16	201	5	2	5	0	5	234
Other Drug Offenses	99	60	5	37	9	1	9	220
Carrying Weapons on School Property	13	111	0	2	61	1	7	195
Resist Stop/Frisk/Halt/Arrest/Search	4	132	0	6	51	0	2	195
Criminal Attempt	4	168	0	0	5	0	5	182
Robbery	3	95	2	0	8	0	0	108
Contempt of Court	5	31	0	4	48	0	0	88
Violation of Probation	4	49	1	2	28	1	2	87
Other Sexual Offenses	5	27	1	2	40	4	3	82
Gambling	0	78	0	0	1	0	0	79
Reckless Endangerment	12	46	2	0	1	0	1	62
Rape of a Child	5	54	0	0	1	0	1	61
Aggravated Criminal Trespass	1	50	0	0	3	0	1	55
Unauthorized Use of a Vehicle	9	15	0	5	13	0	2	44
Harassment	6	18	0	2	12	0	1	39
Driving Under Influence (DUI)	18	3	0	6	1	1	5	34
Forgery	2	20	0	1	9	0	1	33
Aggravated Sexual Battery	11	15	0	1	2	0	1	30
Local Ordinances	1	17	0	0	3	0	0	21
Arson	3	13	1	0	1	0	0	18
Aggravated Arson	0	10	0	0	4	0	0	14
Illegal Poss/Use of Credit/Debit Cards	1	4	1	1	6	0	0	13
Rape	0	11	0	0	0	0	0	11
Escape	0	7	0	1	1	0	0	9
Aggravated Rape	0	8	0	0	0	0	0	8
Aggravated Kidnapping	0	5	0	0	1	0	0	6
Attempted Crime Against a Person	0	6	0	0	0	0	0	6
Cruelty to Animals	0	6	0	0	0	0	0	6
1st Degree Murder	0	5	0	0	0	0	0	5
Criminal Impersonation	3	0	0	1	1	0	0	5
Esp. Aggravated Robbery	0	4	0	0	0	0	0	4
Esp. Aggravated Kidnapping	2	2	0	0	0	0	0	4
Aggravated Child Abuse / Neglect	1	3	0	0	0	0	0	4
2nd Degree Murder	1	0	0	0	1	0	0	2
Filing a False Police Report	0	1	0	0	0	0	0	1
Criminal Homicide	0	0	0	0	0	0	0	0
Aggravated Vehicular Homicide	0	0	0	0	0	0	0	0

**TENNESSEE COUNCIL OF JUVENILE AND FAMILY COURT JUDGES  
2008 SHELBY COUNTY JUVENILE COURT STATISTICAL DATA**

**Referral Reasons by Type of Offense, Race and Sex for CY 2008**

	White Male	African American Male	Other Race Male	White Female	African American Female	Other Race Female	Unknown Race or Sex	Total
<b><u>Delinquent</u></b>								
Voluntary Manslaughter	0	0	0	0	0	0	0	0
Vehicular Homicide	0	0	0	0	0	0	0	0
Sexual Abuse of a Child	0	0	0	0	0	0	0	0
Criminally Negligent Homicide	0	0	0	0	0	0	0	0
Worthless Checks	0	0	0	0	0	0	0	0
Failure to Appear	0	0	0	0	0	0	0	0
Violation of Wildlife Regulations	0	0	0	0	0	0	0	0
Violation of Aftercare	0	0	0	0	0	0	0	0
<b>Totals</b>	1,283	9,612	95	610	3,952	48	416	16,016
<b><u>Status</u></b>								
Violation of Curfew	212	487	4	121	205	4	19	1,052
Truancy	35	143	2	31	95	2	10	318
In-State Runaway	21	75	1	18	125	6	3	249
Possession of Tobacco Products	77	124	2	21	18	1	1	244
Out-of-State Runaway	1	4	0	7	4	0	3	19
Violation of a Valid Court Order	2	5	0	1	10	1	0	19
Unruly Behavior	0	1	0	1	1	0	0	3
<b>Totals</b>	348	839	9	200	458	14	36	1,904
<b><u>Dependency and Neglect</u></b>								
Dependency / Neglect	119	830	31	131	859	22	36	2,028
Termination of Parental Rights	19	75	3	11	77	2	4	191
Physically Abused Child	0	1	0	0	1	0	0	2
Sexually Abused Child	0	0	0	0	0	0	0	0
<b>Totals</b>	138	906	34	142	937	24	40	2,221
<b><u>Other Violations</u></b>								
Violation of Pretrial Diversion	0	0	0	0	0	0	0	0
Violation of Informal Adjustment	0	0	0	0	0	0	0	0
<b>Totals</b>	0	0	0	0	0	0	0	0
<b><u>Special Proceedings</u></b>								
Administrative Review	51	490	6	72	613	8	7	1,247
Custody	20	129	5	27	91	2	8	282
Visitation	21	106	4	25	105	4	8	273
Judicial Review	0	0	0	0	0	0	0	0
Foster Care Review	0	0	0	0	0	0	0	0
Paternity / Legitimation	0	0	0	0	0	0	0	0
Child Support	0	0	0	0	0	0	0	0
Request for Medical Treatment	0	0	0	0	0	0	0	0
Consent to Marry	0	0	0	0	0	0	0	0
<b>Totals</b>	92	725	15	124	809	14	23	1,802
<b><u>Other</u></b>								
Other	148	647	13	66	340	4	30	1,248
<b>Totals</b>	148	647	13	66	340	4	30	1,248
<b>All Referral Totals</b>	2,009	12,729	166	1,142	6,496	104	545	23,191

**TENNESSEE COUNCIL OF JUVENILE AND FAMILY COURT JUDGES  
2008 SHELBY COUNTY JUVENILE COURT STATISTICAL DATA**

**Top 4 Referral Reasons by Race and Sex for CY 2008**

<b>Sex</b>	<b>Race</b>	<b>Referral Reason</b>	<b>Total</b>
<b>Male</b>			
	White	1. Violation of Curfew	<b>212</b>
		2. Traffic	<b>189</b>
		3. Possession/Consumption of Alcohol	<b>159</b>
		4. Other	<b>148</b>
	African American	1. Disorderly Conduct	<b>1,732</b>
		2. Assault	<b>1,404</b>
		3. Theft of Property	<b>1,021</b>
		4. Dependency / Neglect	<b>830</b>
	Other Race	1. Dependency / Neglect	<b>31</b>
		2. Other	<b>13</b>
		3. Theft of Property	<b>8</b>
		4. Traffic	<b>8</b>
<b>Female</b>			
	White	1. Theft of Property	<b>182</b>
		2. Dependency / Neglect	<b>131</b>
		3. Violation of Curfew	<b>121</b>
		4. Possession/Consumption of Alcohol	<b>88</b>
	African American	1. Disorderly Conduct	<b>1,318</b>
		2. Assault	<b>1,096</b>
		3. Dependency / Neglect	<b>859</b>
		4. Theft of Property	<b>659</b>
	Other Race	1. Dependency / Neglect	<b>22</b>
		2. Theft of Property	<b>14</b>
		3. Disorderly Conduct	<b>12</b>
		4. Administrative Review	<b>8</b>
<b>Unknown</b>			
	Unknown	1. Traffic	<b>155</b>
		2. Dependency / Neglect	<b>36</b>
		3. Disorderly Conduct	<b>32</b>
		4. Theft of Property	<b>31</b>



**TENNESSEE COUNCIL OF JUVENILE AND FAMILY COURT JUDGES  
2008 SHELBY COUNTY JUVENILE COURT STATISTICAL DATA**

**Top 4 Referral Reasons by Race and Sex and by Type of Offense for CY 2008**

<b>Sex</b>	<b>Race</b>	<b>Referral Type</b>	<b>Referral Reason</b>	<b>Total</b>		
Male	White	Delinquent	1. Traffic	189		
			2. Possession/Consumption of Alcohol	159		
			3. Possession of Controlled Substances	128		
			4. Theft of Property	124		
		Status	1. Violation of Curfew	212		
			2. Possession of Tobacco Products	77		
			3. Truancy	35		
			4. In-State Runaway	21		
		Dependency and Neglect	1. Dependency / Neglect	119		
			2. Termination of Parental Rights	19		
		Special Proceedings	1. Administrative Review	51		
			2. Visitation	21		
			3. Custody	20		
		Other	1. Other	148		
		Male	African American	Delinquent	1. Disorderly Conduct	1,732
					2. Assault	1,404
3. Theft of Property	1,021					
4. Criminal Trespass	676					
Status	1. Violation of Curfew			487		
	2. Truancy			143		
	3. Possession of Tobacco Products			124		
	4. In-State Runaway			75		
Dependency and Neglect	1. Dependency / Neglect			830		
	2. Termination of Parental Rights			75		
	3. Physically Abused Child			1		
Special Proceedings	1. Administrative Review			490		
	2. Custody			129		
	3. Visitation			106		
Other	1. Other			647		
Male	Other Race			Delinquent	1. Theft of Property	8
		2. Traffic	8			
		3. Aggravated Robbery	7			
		4. Disorderly Conduct	7			
		Status	1. Violation of Curfew	4		
			2. Truancy	2		
			3. Possession of Tobacco Products	2		
			4. In-State Runaway	1		
		Dependency and Neglect	1. Dependency / Neglect	31		
			2. Termination of Parental Rights	3		
		Special Proceedings	1. Administrative Review	6		
			2. Custody	5		
			3. Visitation	4		
		Other	1. Other	13		

**TENNESSEE COUNCIL OF JUVENILE AND FAMILY COURT JUDGES  
2008 SHELBY COUNTY JUVENILE COURT STATISTICAL DATA**

**Top 4 Referral Reasons by Race and Sex and by Type of Offense for CY 2008**

<b>Sex</b>	<b>Race</b>	<b>Referral Type</b>	<b>Referral Reason</b>	<b>Total</b>		
Female	White	Delinquent	1. Theft of Property	<b>182</b>		
			2. Possession/Consumption of Alcohol	<b>88</b>		
			3. Possession of Controlled Substances	<b>50</b>		
			4. Traffic	<b>46</b>		
		Status	1. Violation of Curfew	<b>121</b>		
			2. Truancy	<b>31</b>		
			3. Possession of Tobacco Products	<b>21</b>		
			4. In-State Runaway	<b>18</b>		
		Dependency and Neglect	1. Dependency / Neglect	<b>131</b>		
			2. Termination of Parental Rights	<b>11</b>		
		Special Proceedings	1. Administrative Review	<b>72</b>		
			2. Custody	<b>27</b>		
			3. Visitation	<b>25</b>		
		Other	1. Other	<b>66</b>		
		Female	African American	Delinquent	1. Disorderly Conduct	<b>1,318</b>
					2. Assault	<b>1,096</b>
3. Theft of Property	<b>659</b>					
4. Criminal Trespass	<b>142</b>					
Status	1. Violation of Curfew			<b>205</b>		
	2. In-State Runaway			<b>125</b>		
	3. Truancy			<b>95</b>		
	4. Possession of Tobacco Products			<b>18</b>		
Dependency and Neglect	1. Dependency / Neglect			<b>859</b>		
	2. Termination of Parental Rights			<b>77</b>		
	3. Physically Abused Child			<b>1</b>		
Special Proceedings	1. Administrative Review			<b>613</b>		
	2. Visitation			<b>105</b>		
	3. Custody			<b>91</b>		
Other	1. Other			<b>340</b>		
Female	Other Race			Delinquent	1. Theft of Property	<b>14</b>
		2. Disorderly Conduct	<b>12</b>			
		3. Assault	<b>6</b>			
		4. Other Sexual Offenses	<b>4</b>			
		Status	1. In-State Runaway	<b>6</b>		
			2. Violation of Curfew	<b>4</b>		
			3. Truancy	<b>2</b>		
			4. Possession of Tobacco Products	<b>1</b>		
		Dependency and Neglect	1. Dependency / Neglect	<b>22</b>		
			2. Termination of Parental Rights	<b>2</b>		
		Special Proceedings	1. Administrative Review	<b>8</b>		
			2. Visitation	<b>4</b>		
			3. Custody	<b>2</b>		
		Other	1. Other	<b>4</b>		

**TENNESSEE COUNCIL OF JUVENILE AND FAMILY COURT JUDGES  
2008 SHELBY COUNTY JUVENILE COURT STATISTICAL DATA**

**Top 4 Referral Reasons by Race and Sex and by Type of Offense for CY 2008**

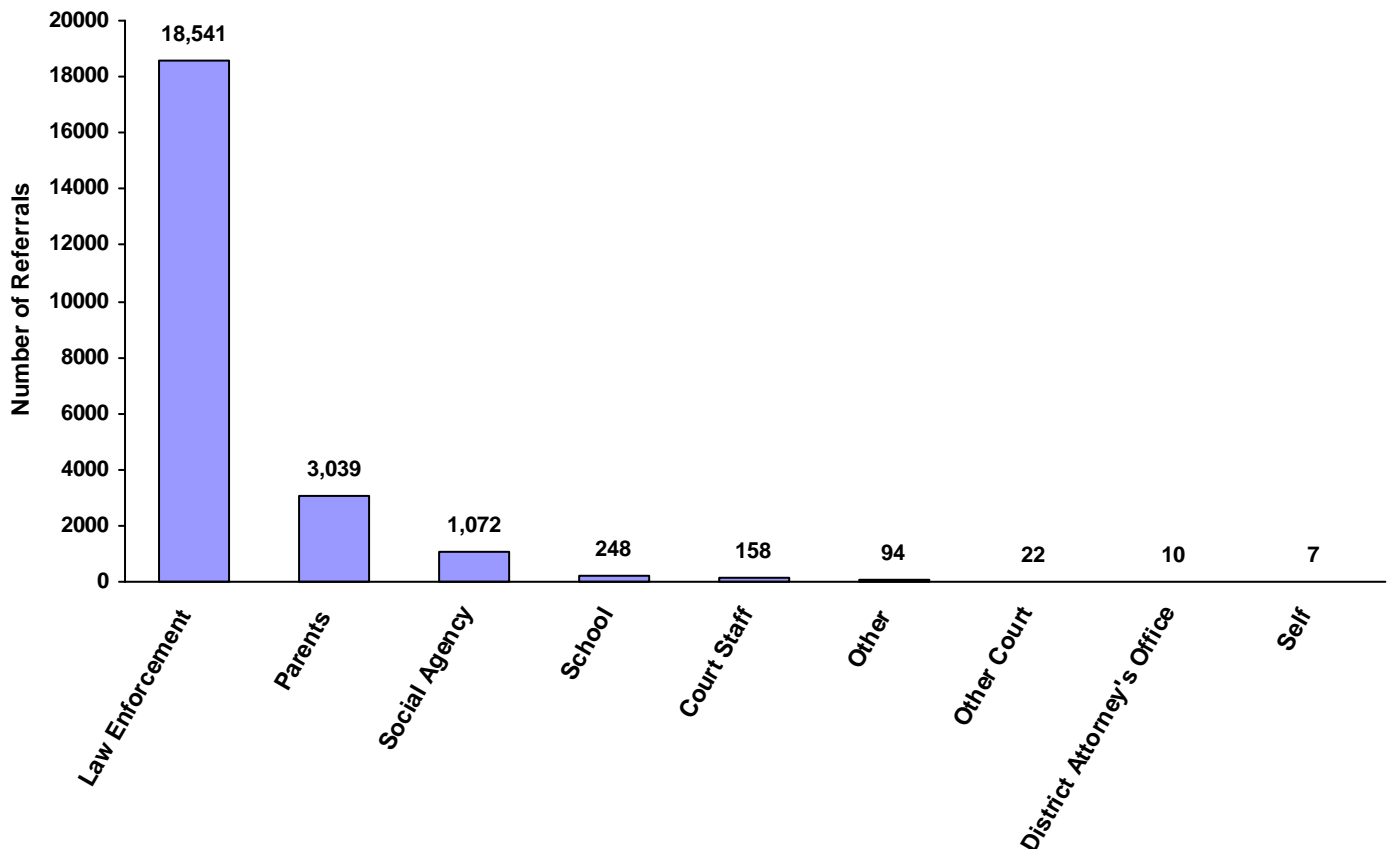
<b>Sex</b>	<b>Race</b>	<b>Referral Type</b>	<b>Referral Reason</b>	<b>Total</b>
Unknown	Unknown	Delinquent	1. Traffic	<b>155</b>
			2. Disorderly Conduct	<b>32</b>
			3. Theft of Property	<b>31</b>
			4. Assault	<b>29</b>
		Status	1. Violation of Curfew	<b>19</b>
			2. Truancy	<b>10</b>
			3. In-State Runaway	<b>3</b>
		Dependency and Neglect	4. Out-of-State Runaway	<b>3</b>
			1. Dependency / Neglect	<b>36</b>
		Special Proceedings	2. Termination of Parental Rights	<b>4</b>
			1. Custody	<b>8</b>
			2. Visitation	<b>8</b>
		Other	3. Administrative Review	<b>7</b>
			1. Other	<b>30</b>

**TENNESSEE COUNCIL OF JUVENILE AND FAMILY COURT JUDGES  
2008 SHELBY COUNTY JUVENILE COURT STATISTICAL DATA**

**Source of Referrals by Race and Sex for CY 2008**

	White Male	African American Male	Other Race Male	White Female	African American Female	Other Race Female	Unknown Race or Sex	Total	% of Total Referrals
Law Enforcement	1,722	10,822	106	831	4,529	62	469	<b>18,541</b>	<b>79.95%</b>
Parents	168	1,216	46	228	1,304	29	48	<b>3,039</b>	<b>13.10%</b>
Relatives	0	0	0	0	0	0	0	<b>0</b>	<b>0.00%</b>
Self	0	2	0	0	5	0	0	<b>7</b>	<b>0.03%</b>
School	27	92	2	27	90	3	7	<b>248</b>	<b>1.07%</b>
CSA	0	0	0	0	0	0	0	<b>0</b>	<b>0.00%</b>
DCS	0	0	0	0	0	0	0	<b>0</b>	<b>0.00%</b>
Other State Department	0	0	0	0	0	0	0	<b>0</b>	<b>0.00%</b>
District Attorney's Office	0	10	0	0	0	0	0	<b>10</b>	<b>0.04%</b>
Court Staff	4	106	1	3	39	1	4	<b>158</b>	<b>0.68%</b>
Social Agency	68	440	9	39	494	8	14	<b>1,072</b>	<b>4.62%</b>
Other Court	7	9	2	1	3	0	0	<b>22</b>	<b>0.09%</b>
Victim	0	0	0	0	0	0	0	<b>0</b>	<b>0.00%</b>
Child & Parent	0	0	0	0	0	0	0	<b>0</b>	<b>0.00%</b>
Hospital	0	0	0	0	0	0	0	<b>0</b>	<b>0.00%</b>
Unknown	0	0	0	0	0	0	0	<b>0</b>	<b>0.00%</b>
Other	13	32	0	13	32	1	3	<b>94</b>	<b>0.41%</b>
<b>Totals</b>	<b>2,009</b>	<b>12,729</b>	<b>166</b>	<b>1,142</b>	<b>6,496</b>	<b>104</b>	<b>545</b>	<b>23,191</b>	

**Total Source of Referrals**



**TENNESSEE COUNCIL OF JUVENILE AND FAMILY COURT JUDGES  
2008 SHELBY COUNTY JUVENILE COURT STATISTICAL DATA**

**Six Most Frequent Referral Reasons by Source, Race and Sex for CY 2008**

	White Male	African American Male	Other Race Male	White Female	African American Female	Other Race Female	Unknown Race or Sex	Total
<b><u>Law Enforcement</u></b>								
1. Disorderly Conduct	62	1,730	7	35	1,318	12	32	<b>3,196</b>
2. Assault	67	1,397	7	44	1,096	6	29	<b>2,646</b>
3. Theft of Property	124	1,020	7	182	659	14	31	<b>2,037</b>
4. Traffic	188	668	8	46	130	3	155	<b>1,198</b>
5. Other	133	561	7	55	287	4	27	<b>1,074</b>
6. Violation of Curfew	211	487	4	121	205	4	19	<b>1,051</b>
<b><u>Parents</u></b>								
1. Dependency / Neglect	79	580	26	102	569	17	26	<b>1,399</b>
2. Administrative Review	41	365	6	63	485	6	4	<b>970</b>
3. Custody	18	120	5	27	88	2	8	<b>268</b>
4. Visitation	17	103	4	22	99	4	8	<b>257</b>
5. Contempt of Court	4	27	0	4	47	0	0	<b>82</b>
6. Other	8	17	4	8	13	0	2	<b>52</b>
<b><u>Relatives</u></b>								
1. NO REFERRAL SUBMITTED	0	0	0	0	0	0	0	<b>0</b>
<b><u>Self</u></b>								
1. Visitation	0	0	0	0	4	0	0	<b>4</b>
2. Administrative Review	0	1	0	0	0	0	0	<b>1</b>
3. Contempt of Court	0	1	0	0	0	0	0	<b>1</b>
4. Dependency / Neglect	0	0	0	0	1	0	0	<b>1</b>
5. NO REFERRAL SUBMITTED	0	0	0	0	0	0	0	<b>0</b>
<b><u>School</u></b>								
1. Truancy	25	86	2	26	80	2	7	<b>228</b>
2. Violation of a Valid Court Order	2	5	0	1	10	1	0	<b>19</b>
3. Dependency / Neglect	0	1	0	0	0	0	0	<b>1</b>
<b><u>Community Service Agencies</u></b>								
1. NO REFERRAL SUBMITTED	0	0	0	0	0	0	0	<b>0</b>
<b><u>Department of Children's Services</u></b>								
1. NO REFERRAL SUBMITTED	0	0	0	0	0	0	0	<b>0</b>
<b><u>Other State Department</u></b>								
1. NO REFERRAL SUBMITTED	0	0	0	0	0	0	0	<b>0</b>
<b><u>District Attorney's Office</u></b>								
1. Vandalism	0	4	0	0	0	0	0	<b>4</b>
2. Assault	0	3	0	0	0	0	0	<b>3</b>
3. Aggravated Burglary	0	2	0	0	0	0	0	<b>2</b>
4. Harassment	0	1	0	0	0	0	0	<b>1</b>
5. NO REFERRAL SUBMITTED	0	0	0	0	0	0	0	<b>0</b>

**TENNESSEE COUNCIL OF JUVENILE AND FAMILY COURT JUDGES  
2008 SHELBY COUNTY JUVENILE COURT STATISTICAL DATA**

**Six Most Frequent Referral Reasons by Source, Race and Sex for CY 2008**

	White Male	African American Male	Other Race Male	White Female	African American Female	Other Race Female	Unknown Race or Sex	Total
<b><u>Court Staff</u></b>								
1. Violation of Probation	2	43	1	2	27	1	2	<b>78</b>
2. Other	0	49	0	0	9	0	1	<b>59</b>
3. Dependency / Neglect	0	4	0	0	1	0	1	<b>6</b>
4. Contempt of Court	1	3	0	0	0	0	0	<b>4</b>
5. Administrative Review	0	2	0	0	1	0	0	<b>3</b>
6. Aggravated Assault	0	3	0	0	0	0	0	<b>3</b>
<b><u>Social Agency</u></b>								
1. Dependency / Neglect	36	234	5	22	271	5	9	<b>582</b>
2. Administrative Review	8	110	0	6	116	1	1	<b>242</b>
3. Termination of Parental Rights	18	74	2	10	75	2	4	<b>185</b>
4. Other	6	19	2	1	30	0	0	<b>58</b>
5. Custody	0	3	0	0	2	0	0	<b>5</b>
<b><u>Other Court</u></b>								
1. Administrative Review	1	1	0	0	1	0	0	<b>3</b>
2. Other	1	1	0	0	1	0	0	<b>3</b>
3. Aggravated Burglary	1	1	0	0	0	0	0	<b>2</b>
4. Disorderly Conduct	0	1	0	1	0	0	0	<b>2</b>
5. Theft of Property	0	1	1	0	0	0	0	<b>2</b>
6. Visitation	1	1	0	0	0	0	0	<b>2</b>
<b><u>Victim</u></b>								
1. NO REFERRAL SUBMITTED	0	0	0	0	0	0	0	<b>0</b>
<b><u>Child &amp; Parent</u></b>								
1. NO REFERRAL SUBMITTED	0	0	0	0	0	0	0	<b>0</b>
<b><u>Hospital</u></b>								
1. NO REFERRAL SUBMITTED	0	0	0	0	0	0	0	<b>0</b>
<b><u>Unknown</u></b>								
1. NO REFERRAL SUBMITTED	0	0	0	0	0	0	0	<b>0</b>
<b><u>Other</u></b>								
1. Dependency / Neglect	4	10	0	7	17	0	0	<b>38</b>
2. Administrative Review	1	11	0	2	10	1	2	<b>27</b>
3. Visitation	3	2	0	2	2	0	0	<b>9</b>
4. Custody	2	5	0	0	1	0	0	<b>8</b>
5. Assault	0	3	0	0	0	0	0	<b>3</b>
6. Other	0	0	0	2	0	0	0	<b>2</b>

**TENNESSEE COUNCIL OF JUVENILE AND FAMILY COURT JUDGES  
2008 SHELBY COUNTY JUVENILE COURT STATISTICAL DATA**

**Source of Referrals by Type of Offense, Race and Sex for CY 2008**

	White Male	African American Male	Other Race Male	White Female	African American Female	Other Race Female	Unknown Race or Sex	Total
<b><u>Delinquent</u></b>								
Law Enforcement	1,270	9,510	92	603	3,875	47	413	<b>15,810</b>
Court Staff	3	51	1	2	27	1	2	<b>87</b>
Parents	4	31	0	4	48	0	0	<b>87</b>
Other Court	4	6	2	1	1	0	0	<b>14</b>
District Attorney's Office	0	10	0	0	0	0	0	<b>10</b>
Other	2	3	0	0	1	0	1	<b>7</b>
Self	0	1	0	0	0	0	0	<b>1</b>
Child & Parent	0	0	0	0	0	0	0	<b>0</b>
CSA	0	0	0	0	0	0	0	<b>0</b>
DCS	0	0	0	0	0	0	0	<b>0</b>
Hospital	0	0	0	0	0	0	0	<b>0</b>
Other State Department	0	0	0	0	0	0	0	<b>0</b>
Relatives	0	0	0	0	0	0	0	<b>0</b>
School	0	0	0	0	0	0	0	<b>0</b>
Social Agency	0	0	0	0	0	0	0	<b>0</b>
Unknown	0	0	0	0	0	0	0	<b>0</b>
Victim	0	0	0	0	0	0	0	<b>0</b>
<b>Totals</b>	<b>1,283</b>	<b>9,612</b>	<b>95</b>	<b>610</b>	<b>3,952</b>	<b>48</b>	<b>416</b>	<b>16,016</b>

<b><u>Status/Unruly</u></b>								
Law Enforcement	319	748	7	172	366	11	29	<b>1,652</b>
School	27	91	2	27	90	3	7	<b>247</b>
Court Staff	1	0	0	0	1	0	0	<b>2</b>
Parents	0	0	0	1	1	0	0	<b>2</b>
Other	1	0	0	0	0	0	0	<b>1</b>
Child & Parent	0	0	0	0	0	0	0	<b>0</b>
CSA	0	0	0	0	0	0	0	<b>0</b>
DCS	0	0	0	0	0	0	0	<b>0</b>
District Attorney's Office	0	0	0	0	0	0	0	<b>0</b>
Hospital	0	0	0	0	0	0	0	<b>0</b>
Other Court	0	0	0	0	0	0	0	<b>0</b>
Other State Department	0	0	0	0	0	0	0	<b>0</b>
Relatives	0	0	0	0	0	0	0	<b>0</b>
Self	0	0	0	0	0	0	0	<b>0</b>
Social Agency	0	0	0	0	0	0	0	<b>0</b>
Unknown	0	0	0	0	0	0	0	<b>0</b>
Victim	0	0	0	0	0	0	0	<b>0</b>
<b>Totals</b>	<b>348</b>	<b>839</b>	<b>9</b>	<b>200</b>	<b>458</b>	<b>14</b>	<b>36</b>	<b>1,904</b>

**TENNESSEE COUNCIL OF JUVENILE AND FAMILY COURT JUDGES  
2008 SHELBY COUNTY JUVENILE COURT STATISTICAL DATA**

**Source of Referrals by Type of Offense, Race and Sex for CY 2008**

	White Male	African American Male	Other Race Male	White Female	African American Female	Other Race Female	Unknown Race or Sex	Total
<b><u>Dependency and Neglect</u></b>								
Parents	80	580	27	103	570	17	26	1,403
Social Agency	54	308	7	32	346	7	13	767
Other	4	11	0	7	18	0	0	40
Court Staff	0	4	0	0	1	0	1	6
Law Enforcement	0	2	0	0	1	0	0	3
School	0	1	0	0	0	0	0	1
Self	0	0	0	0	1	0	0	1
Child & Parent	0	0	0	0	0	0	0	0
CSA	0	0	0	0	0	0	0	0
DCS	0	0	0	0	0	0	0	0
District Attorney's Office	0	0	0	0	0	0	0	0
Hospital	0	0	0	0	0	0	0	0
Other Court	0	0	0	0	0	0	0	0
Other State Department	0	0	0	0	0	0	0	0
Relatives	0	0	0	0	0	0	0	0
Unknown	0	0	0	0	0	0	0	0
Victim	0	0	0	0	0	0	0	0
<b>Totals</b>	<b>138</b>	<b>906</b>	<b>34</b>	<b>142</b>	<b>937</b>	<b>24</b>	<b>40</b>	<b>2,221</b>

<b><u>Other Violations</u></b>								
Child & Parent	0	0	0	0	0	0	0	0
Court Staff	0	0	0	0	0	0	0	0
CSA	0	0	0	0	0	0	0	0
DCS	0	0	0	0	0	0	0	0
District Attorney's Office	0	0	0	0	0	0	0	0
Hospital	0	0	0	0	0	0	0	0
Law Enforcement	0	0	0	0	0	0	0	0
Other	0	0	0	0	0	0	0	0
Other Court	0	0	0	0	0	0	0	0
Other State Department	0	0	0	0	0	0	0	0
Parents	0	0	0	0	0	0	0	0
Relatives	0	0	0	0	0	0	0	0
School	0	0	0	0	0	0	0	0
Self	0	0	0	0	0	0	0	0
Social Agency	0	0	0	0	0	0	0	0
Unknown	0	0	0	0	0	0	0	0
Victim	0	0	0	0	0	0	0	0
<b>Totals</b>	<b>0</b>	<b>0</b>	<b>0</b>	<b>0</b>	<b>0</b>	<b>0</b>	<b>0</b>	<b>0</b>



**TENNESSEE COUNCIL OF JUVENILE AND FAMILY COURT JUDGES  
2008 SHELBY COUNTY JUVENILE COURT STATISTICAL DATA**

**Source of Referrals by Type of Offense, Race and Sex for CY 2008**

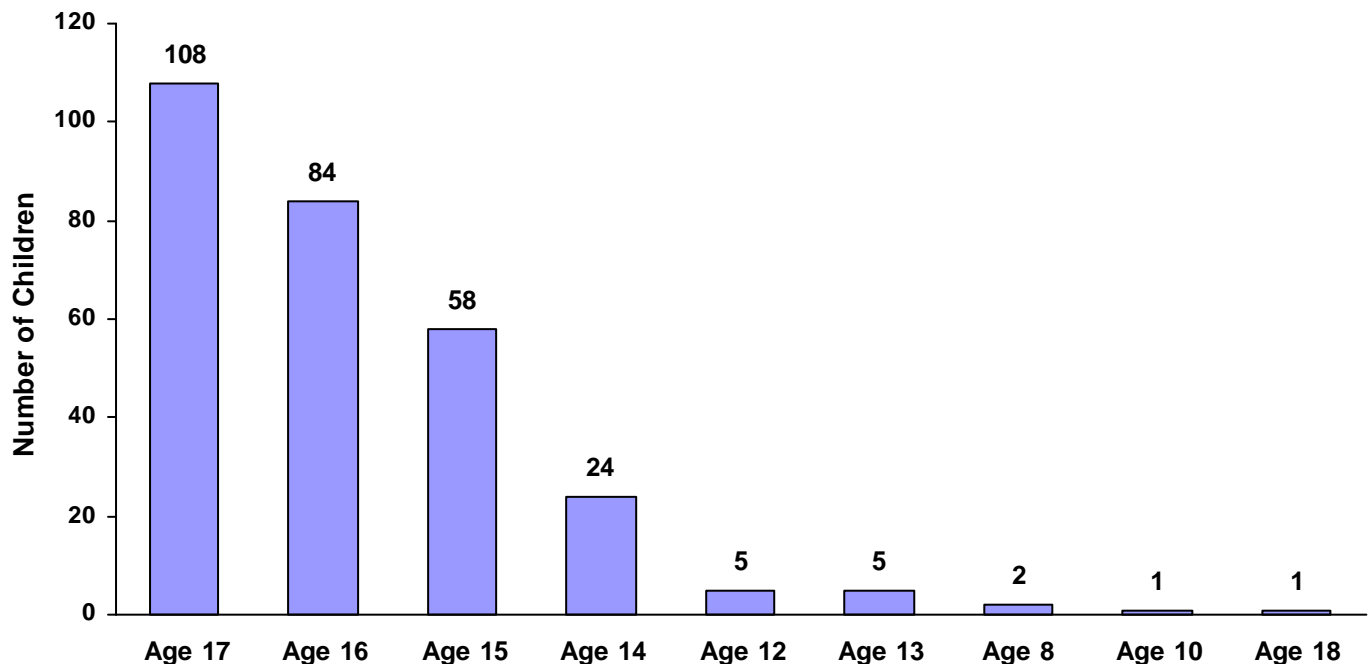
	White Male	African American Male	Other Race Male	White Female	African American Female	Other Race Female	Unknown Race or Sex	Total
<b><u>Special Proceedings</u></b>								
Parents	76	588	15	112	672	12	20	1,495
Social Agency	8	113	0	6	118	1	1	247
Other	6	18	0	4	13	1	2	44
Other Court	2	2	0	0	1	0	0	5
Self	0	1	0	0	4	0	0	5
Court Staff	0	2	0	1	1	0	0	4
Law Enforcement	0	1	0	1	0	0	0	2
Child & Parent	0	0	0	0	0	0	0	0
CSA	0	0	0	0	0	0	0	0
DCS	0	0	0	0	0	0	0	0
District Attorney's Office	0	0	0	0	0	0	0	0
Hospital	0	0	0	0	0	0	0	0
Other State Department	0	0	0	0	0	0	0	0
Relatives	0	0	0	0	0	0	0	0
School	0	0	0	0	0	0	0	0
Unknown	0	0	0	0	0	0	0	0
Victim	0	0	0	0	0	0	0	0
<b>Totals</b>	<b>92</b>	<b>725</b>	<b>15</b>	<b>124</b>	<b>809</b>	<b>14</b>	<b>23</b>	<b>1,802</b>
<b><u>Other</u></b>								
Law Enforcement	133	561	7	55	287	4	27	1,074
Court Staff	0	49	0	0	9	0	1	59
Social Agency	6	19	2	1	30	0	0	58
Parents	8	17	4	8	13	0	2	52
Other Court	1	1	0	0	1	0	0	3
Other	0	0	0	2	0	0	0	2
Child & Parent	0	0	0	0	0	0	0	0
CSA	0	0	0	0	0	0	0	0
DCS	0	0	0	0	0	0	0	0
District Attorney's Office	0	0	0	0	0	0	0	0
Hospital	0	0	0	0	0	0	0	0
Other State Department	0	0	0	0	0	0	0	0
Relatives	0	0	0	0	0	0	0	0
School	0	0	0	0	0	0	0	0
Self	0	0	0	0	0	0	0	0
Unknown	0	0	0	0	0	0	0	0
Victim	0	0	0	0	0	0	0	0
<b>Totals</b>	<b>148</b>	<b>647</b>	<b>13</b>	<b>66</b>	<b>340</b>	<b>4</b>	<b>30</b>	<b>1,248</b>
<b>All Referral Source Totals</b>	<b>2,009</b>	<b>12,729</b>	<b>166</b>	<b>1,142</b>	<b>6,496</b>	<b>104</b>	<b>545</b>	<b>23,191</b>

**TENNESSEE COUNCIL OF JUVENILE AND FAMILY COURT JUDGES  
2008 SHELBY COUNTY JUVENILE COURT STATISTICAL DATA**

**Children Referred for Unlawful Carrying/Possession of a Weapon for CY 2008  
Total Children = 13,713**

	White Male	African American Male	Other Race Male	White Female	African American Female	Other Race Female	Unknown Race or Sex	Total	% of All Children Referred
Age Under 1	0	0	0	0	0	0	0	0	0.00%
Age 1	0	0	0	0	0	0	0	0	0.00%
Age 2	0	0	0	0	0	0	0	0	0.00%
Age 3	0	0	0	0	0	0	0	0	0.00%
Age 4	0	0	0	0	0	0	0	0	0.00%
Age 5	0	0	0	0	0	0	0	0	0.00%
Age 6	0	0	0	0	0	0	0	0	0.00%
Age 7	0	0	0	0	0	0	0	0	0.00%
Age 8	0	2	0	0	0	0	0	2	0.01%
Age 9	0	0	0	0	0	0	0	0	0.00%
Age 10	0	1	0	0	0	0	0	1	0.01%
Age 11	0	0	0	0	0	0	0	0	0.00%
Age 12	1	3	0	0	0	0	1	5	0.04%
Age 13	0	5	0	0	0	0	0	5	0.04%
Age 14	0	19	1	1	1	0	2	24	0.18%
Age 15	3	49	1	0	2	0	3	58	0.42%
Age 16	6	68	0	1	3	0	6	84	0.61%
Age 17	8	90	0	1	5	0	4	108	0.79%
Age 18	0	0	0	0	0	0	1	1	0.01%
Age 19 and Over	0	0	0	0	0	0	0	0	0.00%
<b>Totals</b>	<b>18</b>	<b>237</b>	<b>2</b>	<b>3</b>	<b>11</b>	<b>0</b>	<b>17</b>	<b>288</b>	

**Total Children Referred for Unlawfully Carrying/Possessing Weapons**



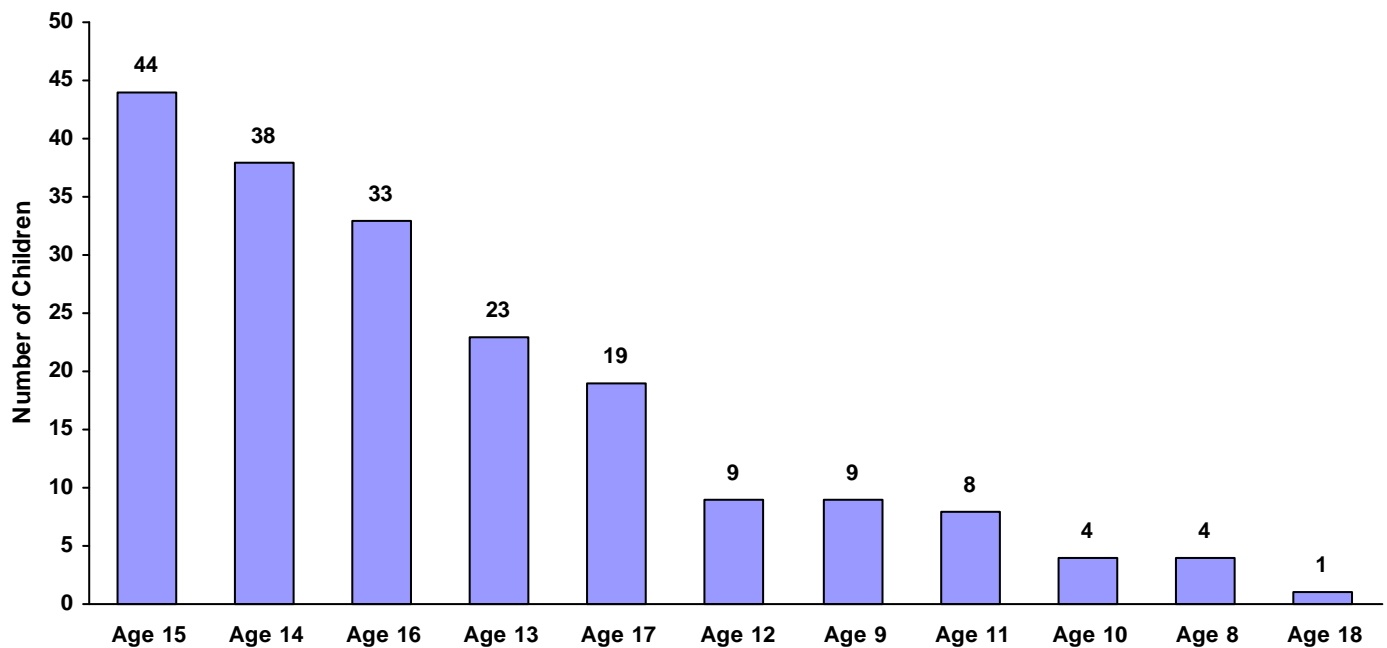
**TENNESSEE COUNCIL OF JUVENILE AND FAMILY COURT JUDGES  
2008 SHELBY COUNTY JUVENILE COURT STATISTICAL DATA**

**Children Referred for Carrying Weapons on School Property for CY 2008**

**Total Children = 13,713**

	White Male	African American Male	Other Race Male	White Female	African American Female	Other Race Female	Unknown Race or Sex	Total	% of Children Referred
Age Under 1	0	0	0	0	0	0	0	0	0.00%
Age 1	0	0	0	0	0	0	0	0	0.00%
Age 2	0	0	0	0	0	0	0	0	0.00%
Age 3	0	0	0	0	0	0	0	0	0.00%
Age 4	0	0	0	0	0	0	0	0	0.00%
Age 5	0	0	0	0	0	0	0	0	0.00%
Age 6	0	0	0	0	0	0	0	0	0.00%
Age 7	0	0	0	0	0	0	0	0	0.00%
Age 8	0	4	0	0	0	0	0	4	0.03%
Age 9	1	5	0	0	2	0	1	9	0.07%
Age 10	0	4	0	0	0	0	0	4	0.03%
Age 11	1	6	0	0	0	0	1	8	0.06%
Age 12	1	5	0	0	3	0	0	9	0.07%
Age 13	3	13	0	1	5	0	1	23	0.17%
Age 14	1	22	0	0	11	1	3	38	0.28%
Age 15	3	21	0	0	19	0	1	44	0.32%
Age 16	2	17	0	0	14	0	0	33	0.24%
Age 17	1	12	0	1	5	0	0	19	0.14%
Age 18	0	1	0	0	0	0	0	1	0.01%
Age 19 and Over	0	0	0	0	0	0	0	0	0.00%
<b>Totals</b>	<b>13</b>	<b>110</b>	<b>0</b>	<b>2</b>	<b>59</b>	<b>1</b>	<b>7</b>	<b>192</b>	

**Total Children Referred for Carrying Weapons on School Property**

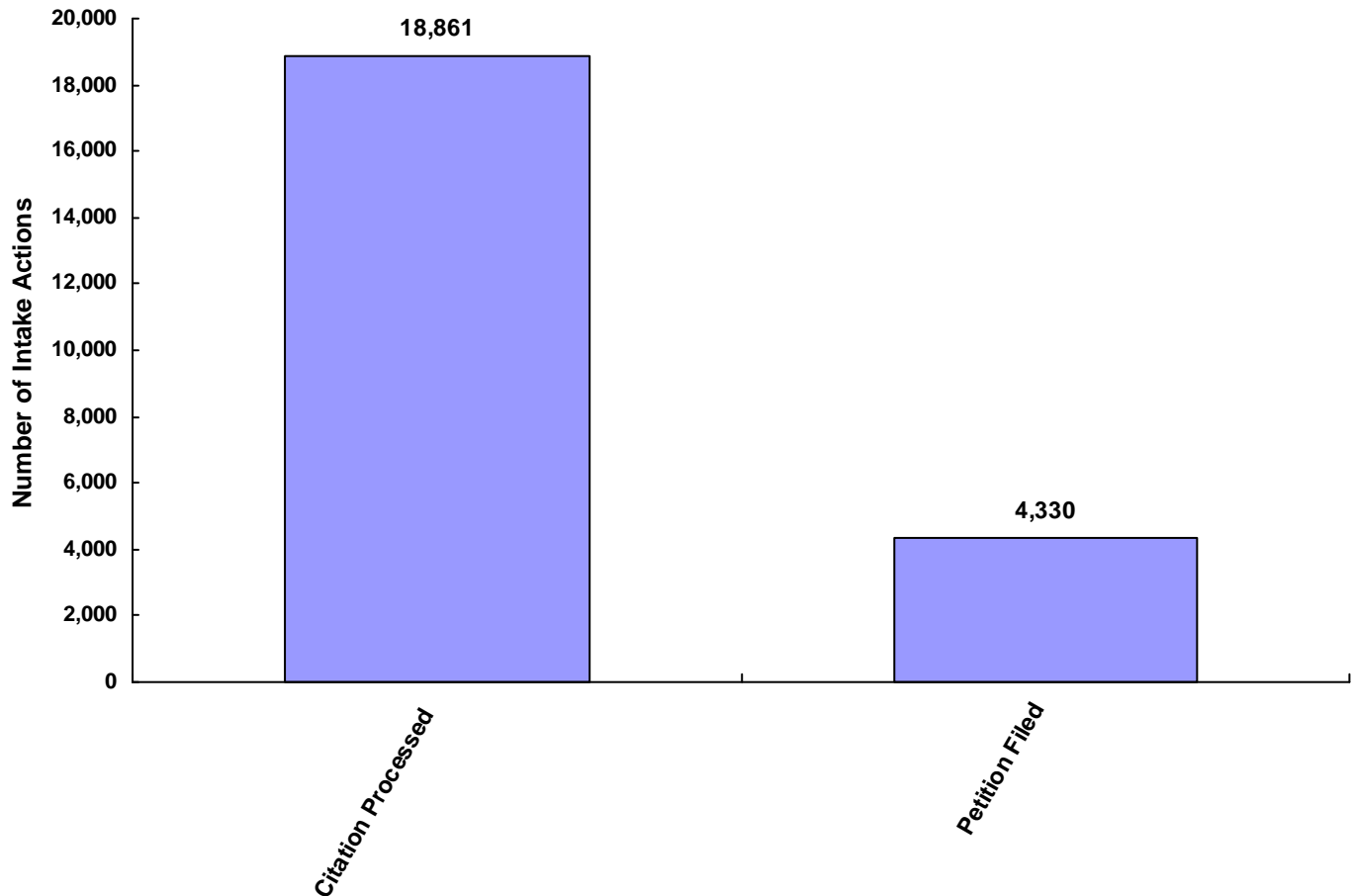


**TENNESSEE COUNCIL OF JUVENILE AND FAMILY COURT JUDGES  
2008 SHELBY COUNTY JUVENILE COURT STATISTICAL DATA**

**Intake Actions at Referral by Race and Sex for CY 2008**

	White Male	African American Male	Other Race Male	White Female	African American Female	Other Race Female	Unknown Race or Sex	Total	% of Total Referrals
Petition Filed	247	1,793	59	280	1,846	39	66	4,330	18.67%
Motion Filed	0	0	0	0	0	0	0	0	0.00%
Citation Processed	1,762	10,936	107	862	4,650	65	479	18,861	81.33%
Paternity Processed Notice	0	0	0	0	0	0	0	0	0.00%
Schedule Judicial Review	0	0	0	0	0	0	0	0	0.00%
Schedule Admin Review	0	0	0	0	0	0	0	0	0.00%
Schedule Foster Care Review	0	0	0	0	0	0	0	0	0.00%
Unknown	0	0	0	0	0	0	0	0	0.00%
Does Not Apply	0	0	0	0	0	0	0	0	0.00%
Other	0	0	0	0	0	0	0	0	0.00%
<b>Totals</b>	<b>2,009</b>	<b>12,729</b>	<b>166</b>	<b>1,142</b>	<b>6,496</b>	<b>104</b>	<b>545</b>	<b>23,191</b>	

**Total Intake Actions at Referral**



**TENNESSEE COUNCIL OF JUVENILE AND FAMILY COURT JUDGES  
2008 SHELBY COUNTY JUVENILE COURT STATISTICAL DATA**

**Intake Actions of Referrals by Class of Offense, Race and Sex for CY 2008**

	White Male	African American Male	Other Race Male	White Female	African American Female	Other Race Female	Unknown Race or Sex	Total
<b><u>Offenses Against Persons</u></b>								
Citation Processed	134	2,117	16	56	1,229	10	54	3,616
Petition Filed	2	21	5	0	2	0	0	30
Motion Filed	0	0	0	0	0	0	0	0
Notification of Paternity Processed	0	0	0	0	0	0	0	0
Scheduling of Judicial Review	0	0	0	0	0	0	0	0
Scheduling of Administrative Review	0	0	0	0	0	0	0	0
Scheduling of Foster Care Review	0	0	0	0	0	0	0	0
Unknown	0	0	0	0	0	0	0	0
Does Not Apply	0	0	0	0	0	0	0	0
Other	0	0	0	0	0	0	0	0
<b>Totals</b>	<b>136</b>	<b>2,138</b>	<b>21</b>	<b>56</b>	<b>1,231</b>	<b>10</b>	<b>54</b>	<b>3,646</b>

<b><u>Offenses Against Property</u></b>								
Citation Processed	300	2,178	26	224	778	14	63	3,583
Petition Filed	2	17	2	0	1	0	0	22
Motion Filed	0	0	0	0	0	0	0	0
Notification of Paternity Processed	0	0	0	0	0	0	0	0
Scheduling of Judicial Review	0	0	0	0	0	0	0	0
Scheduling of Administrative Review	0	0	0	0	0	0	0	0
Scheduling of Foster Care Review	0	0	0	0	0	0	0	0
Unknown	0	0	0	0	0	0	0	0
Does Not Apply	0	0	0	0	0	0	0	0
Other	0	0	0	0	0	0	0	0
<b>Totals</b>	<b>302</b>	<b>2,195</b>	<b>28</b>	<b>224</b>	<b>779</b>	<b>14</b>	<b>63</b>	<b>3,605</b>

<b><u>Illegal Conduct</u></b>								
Citation Processed	835	5,197	44	323	1,867	23	297	8,586
Petition Filed	10	82	2	7	75	1	2	179
Motion Filed	0	0	0	0	0	0	0	0
Notification of Paternity Processed	0	0	0	0	0	0	0	0
Scheduling of Judicial Review	0	0	0	0	0	0	0	0
Scheduling of Administrative Review	0	0	0	0	0	0	0	0
Scheduling of Foster Care Review	0	0	0	0	0	0	0	0
Unknown	0	0	0	0	0	0	0	0
Does Not Apply	0	0	0	0	0	0	0	0
Other	0	0	0	0	0	0	0	0
<b>Totals</b>	<b>845</b>	<b>5,279</b>	<b>46</b>	<b>330</b>	<b>1,942</b>	<b>24</b>	<b>299</b>	<b>8,765</b>

**TENNESSEE COUNCIL OF JUVENILE AND FAMILY COURT JUDGES  
2008 SHELBY COUNTY JUVENILE COURT STATISTICAL DATA**

**Intake Actions of Referrals by Class of Offense, Race and Sex for CY 2008**

	White Male	African American Male	Other Race Male	White Female	African American Female	Other Race Female	Unknown Race or Sex	Total
<b><u>Status Offenses</u></b>								
Citation Processed	347	839	9	199	456	14	36	1,900
Petition Filed	1	0	0	1	2	0	0	4
Motion Filed	0	0	0	0	0	0	0	0
Notification of Paternity Processed	0	0	0	0	0	0	0	0
Scheduling of Judicial Review	0	0	0	0	0	0	0	0
Scheduling of Administrative Review	0	0	0	0	0	0	0	0
Scheduling of Foster Care Review	0	0	0	0	0	0	0	0
Unknown	0	0	0	0	0	0	0	0
Does Not Apply	0	0	0	0	0	0	0	0
Other	0	0	0	0	0	0	0	0
<b>Totals</b>	<b>348</b>	<b>839</b>	<b>9</b>	<b>200</b>	<b>458</b>	<b>14</b>	<b>36</b>	<b>1,904</b>

<b><u>Dependency/Neglect</u></b>								
Petition Filed	136	884	33	141	921	24	40	2,179
Citation Processed	2	22	1	1	16	0	0	42
Motion Filed	0	0	0	0	0	0	0	0
Notification of Paternity Processed	0	0	0	0	0	0	0	0
Scheduling of Judicial Review	0	0	0	0	0	0	0	0
Scheduling of Administrative Review	0	0	0	0	0	0	0	0
Scheduling of Foster Care Review	0	0	0	0	0	0	0	0
Unknown	0	0	0	0	0	0	0	0
Does Not Apply	0	0	0	0	0	0	0	0
Other	0	0	0	0	0	0	0	0
<b>Totals</b>	<b>138</b>	<b>906</b>	<b>34</b>	<b>142</b>	<b>937</b>	<b>24</b>	<b>40</b>	<b>2,221</b>

<b><u>Other Violation Proceedings</u></b>								
Petition Filed	0	0	0	0	0	0	0	0
Motion Filed	0	0	0	0	0	0	0	0
Citation Processed	0	0	0	0	0	0	0	0
Notification of Paternity Processed	0	0	0	0	0	0	0	0
Scheduling of Judicial Review	0	0	0	0	0	0	0	0
Scheduling of Administrative Review	0	0	0	0	0	0	0	0
Scheduling of Foster Care Review	0	0	0	0	0	0	0	0
Unknown	0	0	0	0	0	0	0	0
Does Not Apply	0	0	0	0	0	0	0	0
Other	0	0	0	0	0	0	0	0
<b>Totals</b>	<b>0</b>	<b>0</b>	<b>0</b>	<b>0</b>	<b>0</b>	<b>0</b>	<b>0</b>	<b>0</b>

**TENNESSEE COUNCIL OF JUVENILE AND FAMILY COURT JUDGES  
2008 SHELBY COUNTY JUVENILE COURT STATISTICAL DATA**

**Intake Actions of Referrals by Class of Offense, Race and Sex for CY 2008**

	White Male	African American Male	Other Race Male	White Female	African American Female	Other Race Female	Unknown Race or Sex	Total
<b><u>Parentage</u></b>								
Petition Filed	38	233	8	52	195	6	16	548
Citation Processed	3	2	1	0	1	0	0	7
Motion Filed	0	0	0	0	0	0	0	0
Notification of Paternity Processed	0	0	0	0	0	0	0	0
Scheduling of Judicial Review	0	0	0	0	0	0	0	0
Scheduling of Administrative Review	0	0	0	0	0	0	0	0
Scheduling of Foster Care Review	0	0	0	0	0	0	0	0
Unknown	0	0	0	0	0	0	0	0
Does Not Apply	0	0	0	0	0	0	0	0
Other	0	0	0	0	0	0	0	0
<b>Totals</b>	<b>41</b>	<b>235</b>	<b>9</b>	<b>52</b>	<b>196</b>	<b>6</b>	<b>16</b>	<b>555</b>
<b><u>Special Proceedings</u></b>								
Petition Filed	49	486	6	72	607	8	7	1,235
Citation Processed	2	4	0	0	6	0	0	12
Motion Filed	0	0	0	0	0	0	0	0
Notification of Paternity Processed	0	0	0	0	0	0	0	0
Scheduling of Judicial Review	0	0	0	0	0	0	0	0
Scheduling of Administrative Review	0	0	0	0	0	0	0	0
Scheduling of Foster Care Review	0	0	0	0	0	0	0	0
Unknown	0	0	0	0	0	0	0	0
Does Not Apply	0	0	0	0	0	0	0	0
Other	0	0	0	0	0	0	0	0
<b>Totals</b>	<b>51</b>	<b>490</b>	<b>6</b>	<b>72</b>	<b>613</b>	<b>8</b>	<b>7</b>	<b>1,247</b>
<b><u>Other</u></b>								
Citation Processed	139	577	10	59	297	4	29	1,115
Petition Filed	9	70	3	7	43	0	1	133
Motion Filed	0	0	0	0	0	0	0	0
Notification of Paternity Processed	0	0	0	0	0	0	0	0
Scheduling of Judicial Review	0	0	0	0	0	0	0	0
Scheduling of Administrative Review	0	0	0	0	0	0	0	0
Scheduling of Foster Care Review	0	0	0	0	0	0	0	0
Unknown	0	0	0	0	0	0	0	0
Does Not Apply	0	0	0	0	0	0	0	0
Other	0	0	0	0	0	0	0	0
<b>Totals</b>	<b>148</b>	<b>647</b>	<b>13</b>	<b>66</b>	<b>340</b>	<b>4</b>	<b>30</b>	<b>1,248</b>
<b>All Intake Action Totals</b>	<b>2,009</b>	<b>12,729</b>	<b>166</b>	<b>1,142</b>	<b>6,496</b>	<b>104</b>	<b>545</b>	<b>23,191</b>

**TENNESSEE COUNCIL OF JUVENILE AND FAMILY COURT JUDGES  
2008 SHELBY COUNTY JUVENILE COURT STATISTICAL DATA**

**Detention Statistics at Referral by Individual Child by Race and Sex for CY 2008**

	<b>White Male</b>	<b>African American Male</b>	<b>Other Race Male</b>	<b>White Female</b>	<b>African American Female</b>	<b>Other Race Female</b>	<b>Unknown Race or Sex</b>	<b>Total</b>	<b>% of Total Children</b>
Does Not Apply	877	3,593	69	657	3,030	49	152	<b>8,427</b>	<b>61.45%</b>
Juvenile Detention Facility	264	3,201	36	159	1,486	18	122	<b>5,286</b>	<b>38.55%</b>
Non-Secure Placement	0	0	0	0	0	0	0	<b>0</b>	<b>0.00%</b>
Jail - Complete Separation	0	0	0	0	0	0	0	<b>0</b>	<b>0.00%</b>
Jail - Partial Separation	0	0	0	0	0	0	0	<b>0</b>	<b>0.00%</b>
Jail - No Separation	0	0	0	0	0	0	0	<b>0</b>	<b>0.00%</b>
Psychiatric Hospital	0	0	0	0	0	0	0	<b>0</b>	<b>0.00%</b>
Unknown	0	0	0	0	0	0	0	<b>0</b>	<b>0.00%</b>
Other	0	0	0	0	0	0	0	<b>0</b>	<b>0.00%</b>
<b>Totals</b>	<b>1,141</b>	<b>6,794</b>	<b>105</b>	<b>816</b>	<b>4,516</b>	<b>67</b>	<b>274</b>	<b>13,713</b>	

**Detention Statistics at Referral by Individual Case for CY 2008**

	<b>Cases</b>	<b>% of Total Cases</b>
Does Not Apply	10,268	55.72%
Juvenile Detention Facility	8,161	44.28%
Non-Secure Placement	0	0.00%
Jail - Complete Separation	0	0.00%
Jail - Partial Separation	0	0.00%
Jail - No Separation	0	0.00%
Psychiatric Hospital	0	0.00%
Unknown	0	0.00%
Other	0	0.00%
	<b>18,429</b>	<b>100.00%</b>

Detention Statistics above are reported separately by Child and by Case. One child may have multiple cases.

Does Not Apply: Refers to cases not eligible for detention due to the type of Referral or the decision not to detain.



**TENNESSEE COUNCIL OF JUVENILE AND FAMILY COURT JUDGES  
2008 SHELBY COUNTY JUVENILE COURT STATISTICAL DATA**

**Placement after Secure Detention Hearing by Individual Child by Race and Sex for CY 2008**

	White Male	African American Male	Other Race Male	White Female	African American Female	Other Race Female	Unknown Race or Sex	Total	% of Total Children
Does Not Apply	1,078	5,904	97	798	4,366	64	249	12,556	91.56%
Returned to Prior Living Arr	35	567	6	13	107	2	12	742	5.41%
Juvenile Detention Facility	28	323	2	5	43	1	13	415	3.03%
Jail	0	0	0	0	0	0	0	0	0.00%
Shelter / Group Home	0	0	0	0	0	0	0	0	0.00%
Foster Family Home	0	0	0	0	0	0	0	0	0.00%
Psychiatric Hospital	0	0	0	0	0	0	0	0	0.00%
Unknown	0	0	0	0	0	0	0	0	0.00%
Other	0	0	0	0	0	0	0	0	0.00%
<b>Totals</b>	<b>1,141</b>	<b>6,794</b>	<b>105</b>	<b>816</b>	<b>4,516</b>	<b>67</b>	<b>274</b>	<b>13,713</b>	

**Placement after Secure Detention Hearing by Individual Case for CY 2008**

	Cases	% of Total Cases
Does Not Apply	16,238	88.11%
Returned to Prior Living Arrangement	1,326	7.20%
Juvenile Detention Facility	865	4.69%
Jail	0	0.00%
Shelter / Group Home	0	0.00%
Foster Family Home	0	0.00%
Psychiatric Hospital	0	0.00%
Unknown	0	0.00%
Other	0	0.00%
	<b>18,429</b>	<b>100.00%</b>

Detention Statistics above are reported separately by Child and by Case. One child may have multiple cases.

Does Not Apply: Refers to cases not eligible for detention due to the type of Referral or the decision not to detain.

**TENNESSEE COUNCIL OF JUVENILE AND FAMILY COURT JUDGES  
2008 SHELBY COUNTY JUVENILE COURT STATISTICAL DATA**

**Dispositional Procedures for CY 2008**

**Procedures used to Dispose or Adjust all Referrals**

	<b>Number</b>	<b>% of All Referrals</b>
Formally Adjudicated	6,799	29.32%
Informally Adjusted	15,020	64.77%
Transfer to Adult Court Hearings and Charges Cleared	509	2.19%
Otherwise Handled	863	3.72%
	<b>23,191</b>	<b>100.00%</b>

**Referrals Disposed by Formal Adjudicatory Proceedings**

	<b>Number</b>	<b>% of All Referrals</b>
Dismissed	1,424	6.14%
Retired / Nolle Prosequi	0	0.00%
Complaint Substantiated Delinquent	3,598	15.51%
Complaint Substantiated Status Offender	77	0.33%
Complaint Substantiated Dependent/Neglect	1,700	7.33%
Complaint Substantiated Abused	0	0.00%
Complaint Substantiated Mentally Ill	0	0.00%
	<b>6,799</b>	<b>29.31%</b>

**Referrals Disposed by Other Actions**

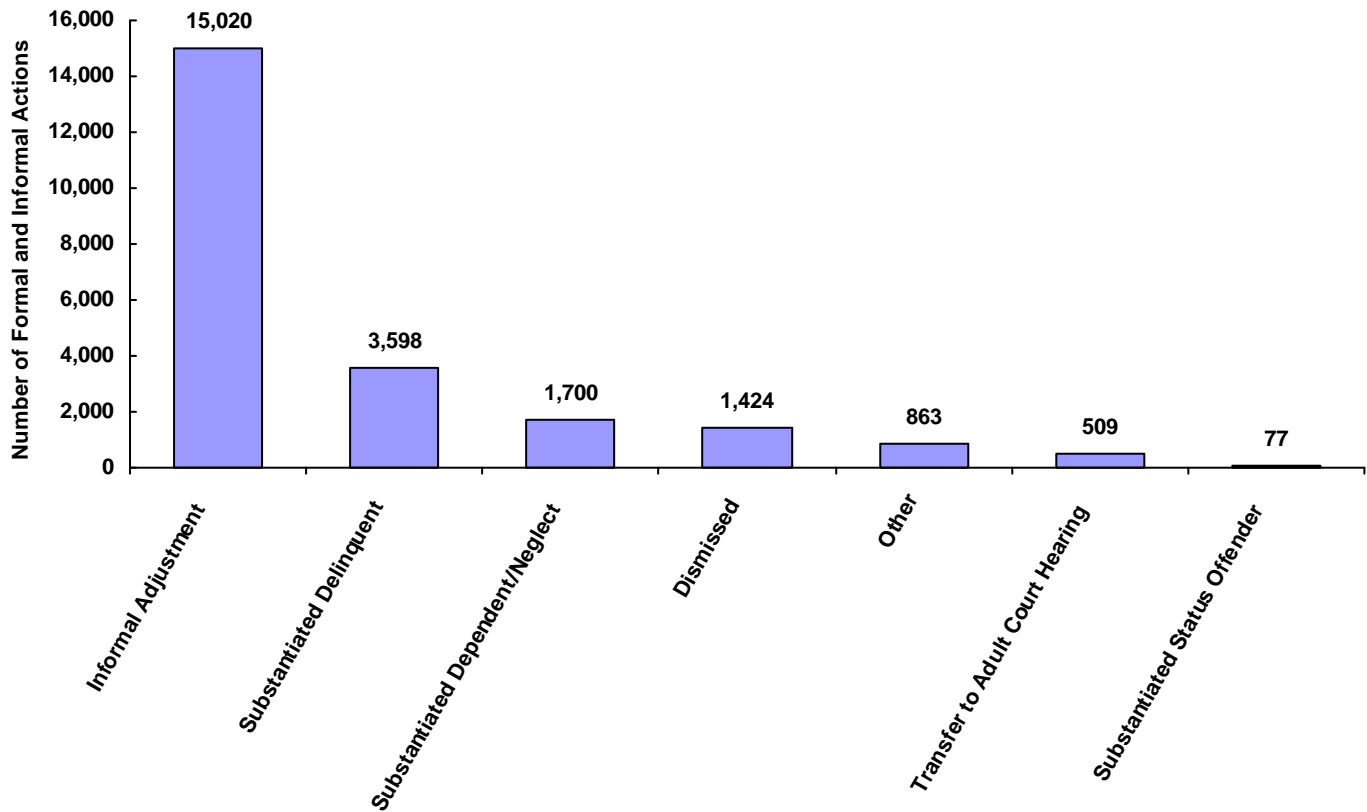
	<b>Number</b>	<b>% of All Referrals</b>
Informal Adjustment	15,020	64.77%
Transfer to Adult Court Hearing	509	2.19%
Charges Cleared by Transfer to Adult Court	0	0.00%
Pretrial Diversion	0	0.00%
Special Proceeding	0	0.00%
Review Concluded	0	0.00%
Case Held Open	0	0.00%
Other	863	3.72%
Unknown	0	0.00%
	<b>16,392</b>	<b>70.68%</b>

# TENNESSEE COUNCIL OF JUVENILE AND FAMILY COURT JUDGES 2008 SHELBY COUNTY JUVENILE COURT STATISTICAL DATA

## Formal and Informal Actions by Race and Sex for CY 2008

	White Male	African American Male	Other Race Male	White Female	African American Female	Other Race Female	Unknown Race or Sex	Total	% of Total Referrals
Dismissed	76	630	12	111	556	9	30	1,424	6.14%
Retired / Nolle Prosequi	0	0	0	0	0	0	0	0	0.00%
Substantiated Delinquent	252	2,620	43	70	530	13	70	3,598	15.51%
Substantiated Status Offender	5	25	1	5	39	0	2	77	0.33%
Substantiated Dependent/Neglect	72	706	19	70	794	19	20	1,700	7.33%
Substantiated Abused	0	0	0	0	0	0	0	0	0.00%
Substantiated Mentally Ill	0	0	0	0	0	0	0	0	0.00%
Informal Adjustment	1,514	7,958	66	815	4,228	56	383	15,020	64.77%
Pretrial Diversion	0	0	0	0	0	0	0	0	0.00%
Transfer to Adult Court Hearing	20	444	8	4	9	0	24	509	2.19%
Cleared by Transfer to Adult Court	0	0	0	0	0	0	0	0	0.00%
Special Proceeding	0	0	0	0	0	0	0	0	0.00%
Review Concluded	0	0	0	0	0	0	0	0	0.00%
Case Held Open	0	0	0	0	0	0	0	0	0.00%
Unknown	0	0	0	0	0	0	0	0	0.00%
Other	70	346	17	67	340	7	16	863	3.72%
<b>Totals</b>	<b>2,009</b>	<b>12,729</b>	<b>166</b>	<b>1,142</b>	<b>6,496</b>	<b>104</b>	<b>545</b>	<b>23,191</b>	

**Total Formal and Informal Actions**



**TENNESSEE COUNCIL OF JUVENILE AND FAMILY COURT JUDGES  
2008 SHELBY COUNTY JUVENILE COURT STATISTICAL DATA**

**Formal and Informal Actions by Type of Offense, Race and Sex for CY 2008**

	White Male	African American Male	Other Race Male	White Female	African American Female	Other Race Female	Unknown Race or Sex	Total
<b><u>Delinquent</u></b>								
Informal Adjustment	1,050	6,611	48	554	3,498	43	326	12,130
Complaint Substantiated Delinquent	206	2,396	39	45	372	5	65	3,128
Transfer to Adult Court Hearing	18	432	8	4	8	0	23	493
Dismissed	7	147	0	6	66	0	2	228
Other	2	24	0	1	8	0	0	35
Complaint Substantiated Dependent/Neglect	0	2	0	0	0	0	0	2
Retired / Nolle Prosequi	0	0	0	0	0	0	0	0
Complaint Substantiated Status Offender	0	0	0	0	0	0	0	0
Complaint Substantiated Abused	0	0	0	0	0	0	0	0
Complaint Substantiated Mentally Ill	0	0	0	0	0	0	0	0
Pretrial Diversion	0	0	0	0	0	0	0	0
Charges Cleared by Transfer to Adult Court	0	0	0	0	0	0	0	0
Special Proceeding	0	0	0	0	0	0	0	0
Review Concluded	0	0	0	0	0	0	0	0
Case Held Open	0	0	0	0	0	0	0	0
Unknown	0	0	0	0	0	0	0	0
<b>Totals</b>	<b>1,283</b>	<b>9,612</b>	<b>95</b>	<b>610</b>	<b>3,952</b>	<b>48</b>	<b>416</b>	<b>16,016</b>

<b><u>Status</u></b>								
Informal Adjustment	333	780	8	191	404	10	34	1,760
Complaint Substantiated Status Offender	5	25	1	5	39	0	2	77
Complaint Substantiated Delinquent	8	23	0	2	14	4	0	51
Dismissed	1	6	0	2	1	0	0	10
Transfer to Adult Court Hearing	1	3	0	0	0	0	0	4
Complaint Substantiated Dependent/Neglect	0	1	0	0	0	0	0	1
Other	0	1	0	0	0	0	0	1
Retired / Nolle Prosequi	0	0	0	0	0	0	0	0
Complaint Substantiated Abused	0	0	0	0	0	0	0	0
Complaint Substantiated Mentally Ill	0	0	0	0	0	0	0	0
Pretrial Diversion	0	0	0	0	0	0	0	0
Charges Cleared by Transfer to Adult Court	0	0	0	0	0	0	0	0
Special Proceeding	0	0	0	0	0	0	0	0
Review Concluded	0	0	0	0	0	0	0	0
Case Held Open	0	0	0	0	0	0	0	0
Unknown	0	0	0	0	0	0	0	0
<b>Totals</b>	<b>348</b>	<b>839</b>	<b>9</b>	<b>200</b>	<b>458</b>	<b>14</b>	<b>36</b>	<b>1,904</b>

**TENNESSEE COUNCIL OF JUVENILE AND FAMILY COURT JUDGES  
2008 SHELBY COUNTY JUVENILE COURT STATISTICAL DATA**

**Formal and Informal Actions by Type of Offense, Race and Sex for CY 2008**

	White Male	African American Male	Other Race Male	White Female	African American Female	Other Race Female	Unknown Race or Sex	Total
<b><u>Dependency and Neglect</u></b>								
Complaint Substantiated Dependent/Neglect	53	457	16	44	489	16	18	1,093
Dismissed	41	264	9	58	261	3	16	652
Other	19	79	7	11	89	2	6	213
Complaint Substantiated Delinquent	15	60	0	19	65	3	0	162
Informal Adjustment	10	46	2	10	33	0	0	101
Retired / Nolle Prosequi	0	0	0	0	0	0	0	0
Complaint Substantiated Status Offender	0	0	0	0	0	0	0	0
Complaint Substantiated Abused	0	0	0	0	0	0	0	0
Complaint Substantiated Mentally Ill	0	0	0	0	0	0	0	0
Pretrial Diversion	0	0	0	0	0	0	0	0
Transfer to Adult Court Hearing	0	0	0	0	0	0	0	0
Charges Cleared by Transfer to Adult Court	0	0	0	0	0	0	0	0
Special Proceeding	0	0	0	0	0	0	0	0
Review Concluded	0	0	0	0	0	0	0	0
Case Held Open	0	0	0	0	0	0	0	0
Unknown	0	0	0	0	0	0	0	0
<b>Totals</b>	<b>138</b>	<b>906</b>	<b>34</b>	<b>142</b>	<b>937</b>	<b>24</b>	<b>40</b>	<b>2,221</b>

<b><u>Other Violations</u></b>								
Dismissed	0	0	0	0	0	0	0	0
Retired / Nolle Prosequi	0	0	0	0	0	0	0	0
Complaint Substantiated Delinquent	0	0	0	0	0	0	0	0
Complaint Substantiated Status Offender	0	0	0	0	0	0	0	0
Complaint Substantiated Dependent/Neglect	0	0	0	0	0	0	0	0
Complaint Substantiated Abused	0	0	0	0	0	0	0	0
Complaint Substantiated Mentally Ill	0	0	0	0	0	0	0	0
Informal Adjustment	0	0	0	0	0	0	0	0
Pretrial Diversion	0	0	0	0	0	0	0	0
Transfer to Adult Court Hearing	0	0	0	0	0	0	0	0
Charges Cleared by Transfer to Adult Court	0	0	0	0	0	0	0	0
Special Proceeding	0	0	0	0	0	0	0	0
Review Concluded	0	0	0	0	0	0	0	0
Case Held Open	0	0	0	0	0	0	0	0
Unknown	0	0	0	0	0	0	0	0
Other	0	0	0	0	0	0	0	0
<b>Totals</b>	<b>0</b>	<b>0</b>	<b>0</b>	<b>0</b>	<b>0</b>	<b>0</b>	<b>0</b>	<b>0</b>

**TENNESSEE COUNCIL OF JUVENILE AND FAMILY COURT JUDGES  
2008 SHELBY COUNTY JUVENILE COURT STATISTICAL DATA**

**Formal and Informal Actions by Type of Offense, Race and Sex for CY 2008**

	White Male	African American Male	Other Race Male	White Female	African American Female	Other Race Female	Unknown Race or Sex	Total
<b>Special Proceedings</b>								
Complaint Substantiated Dependent/Neglect	18	242	3	26	295	3	2	589
Other	43	210	6	51	222	5	8	545
Dismissed	22	205	3	39	218	6	12	505
Complaint Substantiated Delinquent	6	32	2	4	45	0	0	89
Informal Adjustment	3	36	1	4	29	0	1	74
Retired / Nolle Prosequi	0	0	0	0	0	0	0	0
Complaint Substantiated Status Offender	0	0	0	0	0	0	0	0
Complaint Substantiated Abused	0	0	0	0	0	0	0	0
Complaint Substantiated Mentally Ill	0	0	0	0	0	0	0	0
Pretrial Diversion	0	0	0	0	0	0	0	0
Transfer to Adult Court Hearing	0	0	0	0	0	0	0	0
Charges Cleared by Transfer to Adult Court	0	0	0	0	0	0	0	0
Special Proceeding	0	0	0	0	0	0	0	0
Review Concluded	0	0	0	0	0	0	0	0
Case Held Open	0	0	0	0	0	0	0	0
Unknown	0	0	0	0	0	0	0	0
<b>Totals</b>	<b>92</b>	<b>725</b>	<b>15</b>	<b>124</b>	<b>809</b>	<b>14</b>	<b>23</b>	<b>1,802</b>
<b>Other</b>								
Informal Adjustment	118	485	7	56	264	3	22	955
Complaint Substantiated Delinquent	17	109	2	0	34	1	5	168
Other	6	32	4	4	21	0	2	69
Dismissed	5	8	0	6	10	0	0	29
Complaint Substantiated Dependent/Neglect	1	4	0	0	10	0	0	15
Transfer to Adult Court Hearing	1	9	0	0	1	0	1	12
Retired / Nolle Prosequi	0	0	0	0	0	0	0	0
Complaint Substantiated Status Offender	0	0	0	0	0	0	0	0
Complaint Substantiated Abused	0	0	0	0	0	0	0	0
Complaint Substantiated Mentally Ill	0	0	0	0	0	0	0	0
Pretrial Diversion	0	0	0	0	0	0	0	0
Charges Cleared by Transfer to Adult Court	0	0	0	0	0	0	0	0
Special Proceeding	0	0	0	0	0	0	0	0
Review Concluded	0	0	0	0	0	0	0	0
Case Held Open	0	0	0	0	0	0	0	0
Unknown	0	0	0	0	0	0	0	0
<b>Totals</b>	<b>148</b>	<b>647</b>	<b>13</b>	<b>66</b>	<b>340</b>	<b>4</b>	<b>30</b>	<b>1,248</b>
<b>All Action Totals</b>	<b>2,009</b>	<b>12,729</b>	<b>166</b>	<b>1,142</b>	<b>6,496</b>	<b>104</b>	<b>545</b>	<b>23,191</b>

**TENNESSEE COUNCIL OF JUVENILE AND FAMILY COURT JUDGES  
2008 SHELBY COUNTY JUVENILE COURT STATISTICAL DATA**

**Formal and Informal Actions by Class of Referral, Race and Sex for CY 2008**

	White Male	African American Male	Other Race Male	White Female	African American Female	Other Race Female	Unknown Race or Sex	Total
<b><u>Offenses Against Persons</u></b>								
Informal Adjustment	94	1,422	6	53	1,082	8	33	2,698
Complaint Substantiated Delinquent	36	485	7	2	129	2	8	669
Transfer to Adult Court Hearing	5	195	8	1	5	0	13	227
Dismissed	1	35	0	0	15	0	0	51
Other	0	1	0	0	0	0	0	1
Retired / Nolle Prosequi	0	0	0	0	0	0	0	0
Complaint Substantiated Status Offender	0	0	0	0	0	0	0	0
Complaint Substantiated Dependent/Neglect	0	0	0	0	0	0	0	0
Complaint Substantiated Abused	0	0	0	0	0	0	0	0
Complaint Substantiated Mentally Ill	0	0	0	0	0	0	0	0
Pretrial Diversion	0	0	0	0	0	0	0	0
Charges Cleared by Transfer to Adult Court	0	0	0	0	0	0	0	0
Special Proceeding	0	0	0	0	0	0	0	0
Review Concluded	0	0	0	0	0	0	0	0
Case Held Open	0	0	0	0	0	0	0	0
Unknown	0	0	0	0	0	0	0	0
<b>Totals</b>	<b>136</b>	<b>2,138</b>	<b>21</b>	<b>56</b>	<b>1,231</b>	<b>10</b>	<b>54</b>	<b>3,646</b>

<b><u>Offenses Against Property</u></b>								
Informal Adjustment	235	1,192	16	205	711	12	49	2,420
Complaint Substantiated Delinquent	66	848	12	17	63	2	14	1,022
Transfer to Adult Court Hearing	1	101	0	1	3	0	0	106
Dismissed	0	47	0	1	2	0	0	50
Other	0	6	0	0	0	0	0	6
Complaint Substantiated Dependent/Neglect	0	1	0	0	0	0	0	1
Retired / Nolle Prosequi	0	0	0	0	0	0	0	0
Complaint Substantiated Status Offender	0	0	0	0	0	0	0	0
Complaint Substantiated Abused	0	0	0	0	0	0	0	0
Complaint Substantiated Mentally Ill	0	0	0	0	0	0	0	0
Pretrial Diversion	0	0	0	0	0	0	0	0
Charges Cleared by Transfer to Adult Court	0	0	0	0	0	0	0	0
Special Proceeding	0	0	0	0	0	0	0	0
Review Concluded	0	0	0	0	0	0	0	0
Case Held Open	0	0	0	0	0	0	0	0
Unknown	0	0	0	0	0	0	0	0
<b>Totals</b>	<b>302</b>	<b>2,195</b>	<b>28</b>	<b>224</b>	<b>779</b>	<b>14</b>	<b>63</b>	<b>3,605</b>

**TENNESSEE COUNCIL OF JUVENILE AND FAMILY COURT JUDGES  
2008 SHELBY COUNTY JUVENILE COURT STATISTICAL DATA**

**Formal and Informal Actions by Class of Referral, Race and Sex for CY 2008**

	White Male	African American Male	Other Race Male	White Female	African American Female	Other Race Female	Unknown Race or Sex	Total
<b><u>Illegal Conduct</u></b>								
Informal Adjustment	721	3,997	26	296	1,705	23	244	<b>7,012</b>
Complaint Substantiated Delinquent	104	1,063	20	26	180	1	43	<b>1,437</b>
Transfer to Adult Court Hearing	12	136	0	2	0	0	10	<b>160</b>
Dismissed	6	65	0	5	49	0	2	<b>127</b>
Other	2	17	0	1	8	0	0	<b>28</b>
Complaint Substantiated Dependent/Neglect	0	1	0	0	0	0	0	<b>1</b>
Retired / Nolle Prosequi	0	0	0	0	0	0	0	<b>0</b>
Complaint Substantiated Status Offender	0	0	0	0	0	0	0	<b>0</b>
Complaint Substantiated Abused	0	0	0	0	0	0	0	<b>0</b>
Complaint Substantiated Mentally Ill	0	0	0	0	0	0	0	<b>0</b>
Pretrial Diversion	0	0	0	0	0	0	0	<b>0</b>
Charges Cleared by Transfer to Adult Court	0	0	0	0	0	0	0	<b>0</b>
Special Proceeding	0	0	0	0	0	0	0	<b>0</b>
Review Concluded	0	0	0	0	0	0	0	<b>0</b>
Case Held Open	0	0	0	0	0	0	0	<b>0</b>
Unknown	0	0	0	0	0	0	0	<b>0</b>
<b>Totals</b>	<b>845</b>	<b>5,279</b>	<b>46</b>	<b>330</b>	<b>1,942</b>	<b>24</b>	<b>299</b>	<b>8,765</b>

**Status Offenses**

Informal Adjustment	333	780	8	191	404	10	34	<b>1,760</b>
Complaint Substantiated Status Offender	5	25	1	5	39	0	2	<b>77</b>
Complaint Substantiated Delinquent	8	23	0	2	14	4	0	<b>51</b>
Dismissed	1	6	0	2	1	0	0	<b>10</b>
Transfer to Adult Court Hearing	1	3	0	0	0	0	0	<b>4</b>
Complaint Substantiated Dependent/Neglect	0	1	0	0	0	0	0	<b>1</b>
Other	0	1	0	0	0	0	0	<b>1</b>
Retired / Nolle Prosequi	0	0	0	0	0	0	0	<b>0</b>
Complaint Substantiated Abused	0	0	0	0	0	0	0	<b>0</b>
Complaint Substantiated Mentally Ill	0	0	0	0	0	0	0	<b>0</b>
Pretrial Diversion	0	0	0	0	0	0	0	<b>0</b>
Charges Cleared by Transfer to Adult Court	0	0	0	0	0	0	0	<b>0</b>
Special Proceeding	0	0	0	0	0	0	0	<b>0</b>
Review Concluded	0	0	0	0	0	0	0	<b>0</b>
Case Held Open	0	0	0	0	0	0	0	<b>0</b>
Unknown	0	0	0	0	0	0	0	<b>0</b>
<b>Totals</b>	<b>348</b>	<b>839</b>	<b>9</b>	<b>200</b>	<b>458</b>	<b>14</b>	<b>36</b>	<b>1,904</b>



**TENNESSEE COUNCIL OF JUVENILE AND FAMILY COURT JUDGES  
2008 SHELBY COUNTY JUVENILE COURT STATISTICAL DATA**

**Formal and Informal Actions by Class of Referral, Race and Sex for CY 2008**

	White Male	African American Male	Other Race Male	White Female	African American Female	Other Race Female	Unknown Race or Sex	Total
<b><u>Dependency/Neglect</u></b>								
Complaint Substantiated Dependent/Neglect	53	457	16	44	489	16	18	1,093
Dismissed	41	264	9	58	261	3	16	652
Other	19	79	7	11	89	2	6	213
Complaint Substantiated Delinquent	15	60	0	19	65	3	0	162
Informal Adjustment	10	46	2	10	33	0	0	101
Retired / Nolle Prosequi	0	0	0	0	0	0	0	0
Complaint Substantiated Status Offender	0	0	0	0	0	0	0	0
Complaint Substantiated Abused	0	0	0	0	0	0	0	0
Complaint Substantiated Mentally Ill	0	0	0	0	0	0	0	0
Pretrial Diversion	0	0	0	0	0	0	0	0
Transfer to Adult Court Hearing	0	0	0	0	0	0	0	0
Charges Cleared by Transfer to Adult Court	0	0	0	0	0	0	0	0
Special Proceeding	0	0	0	0	0	0	0	0
Review Concluded	0	0	0	0	0	0	0	0
Case Held Open	0	0	0	0	0	0	0	0
Unknown	0	0	0	0	0	0	0	0
<b>Totals</b>	<b>138</b>	<b>906</b>	<b>34</b>	<b>142</b>	<b>937</b>	<b>24</b>	<b>40</b>	<b>2,221</b>

**Other Violation Proceedings**

Dismissed	0	0	0	0	0	0	0	0
Retired / Nolle Prosequi	0	0	0	0	0	0	0	0
Complaint Substantiated Delinquent	0	0	0	0	0	0	0	0
Complaint Substantiated Status Offender	0	0	0	0	0	0	0	0
Complaint Substantiated Dependent/Neglect	0	0	0	0	0	0	0	0
Complaint Substantiated Abused	0	0	0	0	0	0	0	0
Complaint Substantiated Mentally Ill	0	0	0	0	0	0	0	0
Informal Adjustment	0	0	0	0	0	0	0	0
Pretrial Diversion	0	0	0	0	0	0	0	0
Transfer to Adult Court Hearing	0	0	0	0	0	0	0	0
Charges Cleared by Transfer to Adult Court	0	0	0	0	0	0	0	0
Special Proceeding	0	0	0	0	0	0	0	0
Review Concluded	0	0	0	0	0	0	0	0
Case Held Open	0	0	0	0	0	0	0	0
Unknown	0	0	0	0	0	0	0	0
Other	0	0	0	0	0	0	0	0
<b>Totals</b>	<b>0</b>	<b>0</b>	<b>0</b>	<b>0</b>	<b>0</b>	<b>0</b>	<b>0</b>	<b>0</b>

**TENNESSEE COUNCIL OF JUVENILE AND FAMILY COURT JUDGES  
2008 SHELBY COUNTY JUVENILE COURT STATISTICAL DATA**

**Formal and Informal Actions by Class of Referral, Race and Sex for CY 2008**

	White Male	African American Male	Other Race Male	White Female	African American Female	Other Race Female	Unknown Race or Sex	Total
<b><u>Parentage</u></b>								
Other	27	125	6	35	125	4	7	329
Dismissed	12	91	2	15	60	2	9	191
Informal Adjustment	1	14	1	1	7	0	0	24
Complaint Substantiated Delinquent	0	4	0	0	4	0	0	8
Complaint Substantiated Dependent/Neglect	1	1	0	1	0	0	0	3
Retired / Nolle Prosequi	0	0	0	0	0	0	0	0
Complaint Substantiated Status Offender	0	0	0	0	0	0	0	0
Complaint Substantiated Abused	0	0	0	0	0	0	0	0
Complaint Substantiated Mentally Ill	0	0	0	0	0	0	0	0
Pretrial Diversion	0	0	0	0	0	0	0	0
Transfer to Adult Court Hearing	0	0	0	0	0	0	0	0
Charges Cleared by Transfer to Adult Court	0	0	0	0	0	0	0	0
Special Proceeding	0	0	0	0	0	0	0	0
Review Concluded	0	0	0	0	0	0	0	0
Case Held Open	0	0	0	0	0	0	0	0
Unknown	0	0	0	0	0	0	0	0
<b>Totals</b>	<b>41</b>	<b>235</b>	<b>9</b>	<b>52</b>	<b>196</b>	<b>6</b>	<b>16</b>	<b>555</b>

**Special Proceedings**

Complaint Substantiated Dependent/Neglect	17	241	3	25	295	3	2	586
Dismissed	10	114	1	24	158	4	3	314
Other	16	85	0	16	97	1	1	216
Complaint Substantiated Delinquent	6	28	2	4	41	0	0	81
Informal Adjustment	2	22	0	3	22	0	1	50
Retired / Nolle Prosequi	0	0	0	0	0	0	0	0
Complaint Substantiated Status Offender	0	0	0	0	0	0	0	0
Complaint Substantiated Abused	0	0	0	0	0	0	0	0
Complaint Substantiated Mentally Ill	0	0	0	0	0	0	0	0
Pretrial Diversion	0	0	0	0	0	0	0	0
Transfer to Adult Court Hearing	0	0	0	0	0	0	0	0
Charges Cleared by Transfer to Adult Court	0	0	0	0	0	0	0	0
Special Proceeding	0	0	0	0	0	0	0	0
Review Concluded	0	0	0	0	0	0	0	0
Case Held Open	0	0	0	0	0	0	0	0
Unknown	0	0	0	0	0	0	0	0
<b>Totals</b>	<b>51</b>	<b>490</b>	<b>6</b>	<b>72</b>	<b>613</b>	<b>8</b>	<b>7</b>	<b>1,247</b>

**TENNESSEE COUNCIL OF JUVENILE AND FAMILY COURT JUDGES  
2008 SHELBY COUNTY JUVENILE COURT STATISTICAL DATA**

**Formal and Informal Actions by Class of Referral, Race and Sex for CY 2008**

	White Male	African American Male	Other Race Male	White Female	African American Female	Other Race Female	Unknown Race or Sex	Total
<b>Other</b>								
Informal Adjustment	118	485	7	56	264	3	22	955
Complaint Substantiated Delinquent	17	109	2	0	34	1	5	168
Other	6	32	4	4	21	0	2	69
Dismissed	5	8	0	6	10	0	0	29
Complaint Substantiated Dependent/Neglect	1	4	0	0	10	0	0	15
Transfer to Adult Court Hearing	1	9	0	0	1	0	1	12
Retired / Nolle Prosequi	0	0	0	0	0	0	0	0
Complaint Substantiated Status Offender	0	0	0	0	0	0	0	0
Complaint Substantiated Abused	0	0	0	0	0	0	0	0
Complaint Substantiated Mentally Ill	0	0	0	0	0	0	0	0
Pretrial Diversion	0	0	0	0	0	0	0	0
Charges Cleared by Transfer to Adult Court	0	0	0	0	0	0	0	0
Special Proceeding	0	0	0	0	0	0	0	0
Review Concluded	0	0	0	0	0	0	0	0
Case Held Open	0	0	0	0	0	0	0	0
Unknown	0	0	0	0	0	0	0	0
<b>Totals</b>	<b>148</b>	<b>647</b>	<b>13</b>	<b>66</b>	<b>340</b>	<b>4</b>	<b>30</b>	<b>1,248</b>
<b>All Action Totals</b>	<b>2,009</b>	<b>12,729</b>	<b>166</b>	<b>1,142</b>	<b>6,496</b>	<b>104</b>	<b>545</b>	<b>23,191</b>

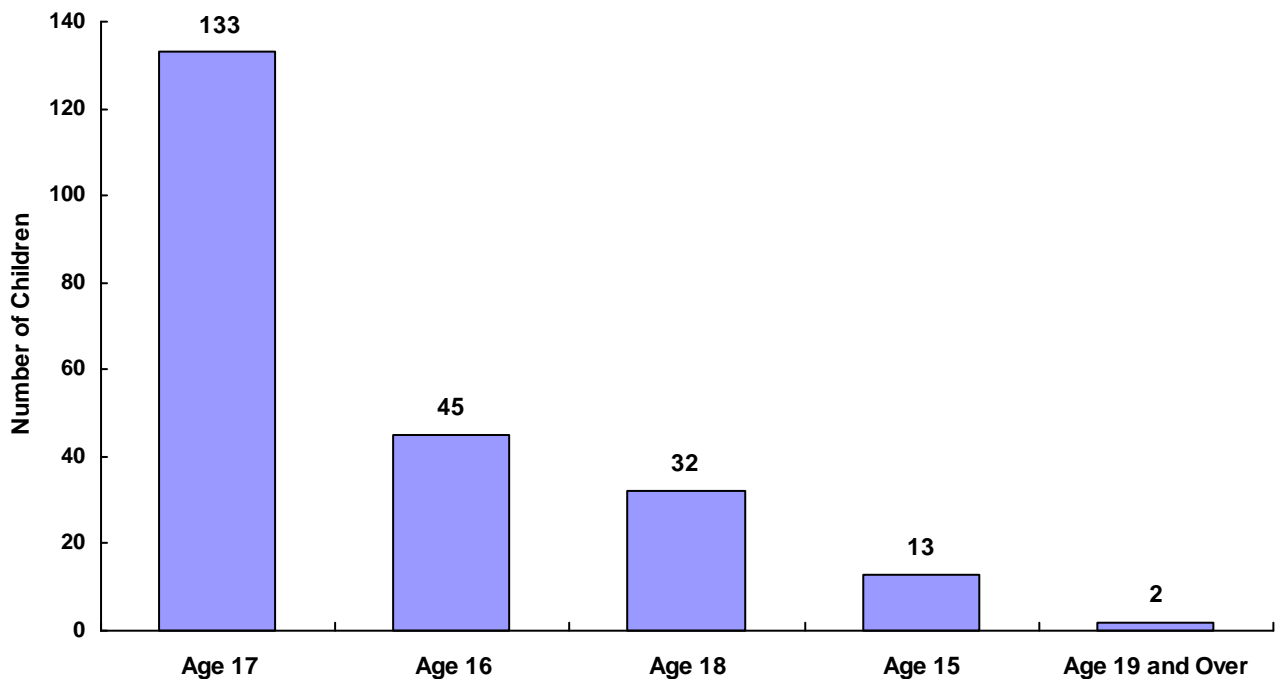
**TENNESSEE COUNCIL OF JUVENILE AND FAMILY COURT JUDGES  
2008 SHELBY COUNTY JUVENILE COURT STATISTICAL DATA**

**Children Transferred to Adult Court by Age at Disposition Date, Race and Sex for CY 2008**

**Total Children = 13,713**

	White Male	African American Male	Other Race Male	White Female	African American Female	Other Race Female	Unknown Race or Sex	Total	% of All Children Referred
Age Under 1	0	0	0	0	0	0	0	0	0.00%
Age 1	0	0	0	0	0	0	0	0	0.00%
Age 2	0	0	0	0	0	0	0	0	0.00%
Age 3	0	0	0	0	0	0	0	0	0.00%
Age 4	0	0	0	0	0	0	0	0	0.00%
Age 5	0	0	0	0	0	0	0	0	0.00%
Age 6	0	0	0	0	0	0	0	0	0.00%
Age 7	0	0	0	0	0	0	0	0	0.00%
Age 8	0	0	0	0	0	0	0	0	0.00%
Age 9	0	0	0	0	0	0	0	0	0.00%
Age 10	0	0	0	0	0	0	0	0	0.00%
Age 11	0	0	0	0	0	0	0	0	0.00%
Age 12	0	0	0	0	0	0	0	0	0.00%
Age 13	0	0	0	0	0	0	0	0	0.00%
Age 14	0	0	0	0	0	0	0	0	0.00%
Age 15	0	11	0	0	0	0	2	13	0.09%
Age 16	0	41	0	0	1	0	3	45	0.33%
Age 17	6	116	2	2	3	0	4	133	0.97%
Age 18	3	25	0	0	2	0	2	32	0.23%
Age 19 and Over	0	2	0	0	0	0	0	2	0.01%
<b>Totals</b>	<b>9</b>	<b>195</b>	<b>2</b>	<b>2</b>	<b>6</b>	<b>0</b>	<b>11</b>	<b>225</b>	

**Total Children Transferred to Adult Court**



**TENNESSEE COUNCIL OF JUVENILE AND FAMILY COURT JUDGES  
2008 SHELBY COUNTY JUVENILE COURT STATISTICAL DATA**

**Outcomes by Type Of Disposition, Race and Sex for CY 2008**

	<b>White Male</b>	<b>African American Male</b>	<b>Other Race Male</b>	<b>White Female</b>	<b>African American Female</b>	<b>Other Race Female</b>	<b>Unknown Race or Sex</b>	<b>Total</b>
<b><u>General Action Codes</u></b>								
Warned / Counseled	827	4,558	35	538	2,870	29	167	<b>9,024</b>
Case Dismissed	289	1,991	26	210	1,102	25	87	<b>3,730</b>
Placement with Relative / Other Individual	111	848	23	108	973	21	26	<b>2,110</b>
Placement with City/Cnty Agcy/Facility	51	882	16	6	114	2	24	<b>1,095</b>
Supervision / Probation to Juvenile Court	43	550	8	16	180	2	13	<b>812</b>
Referred for Mental Health Counseling	56	394	13	23	171	0	10	<b>667</b>
Public Service	38	319	0	7	96	1	7	<b>468</b>
Referral to Another Entity for Superv/Servc	22	173	1	50	139	3	4	<b>392</b>
Driver's License Held Informally	39	290	4	11	36	0	11	<b>391</b>
Restitution	18	296	1	1	20	0	5	<b>341</b>
Probation to Parents	12	69	2	4	35	0	1	<b>123</b>
Injunction Other than No Contact Order	5	22	1	4	38	1	2	<b>73</b>
No Contact Order	0	6	0	0	12	0	0	<b>18</b>
Fine	0	3	0	0	0	0	0	<b>3</b>
Referred for Alcohol and Drug Counseling	1	0	0	0	0	0	0	<b>1</b>
Referred to Private Child Agency	0	1	0	0	0	0	0	<b>1</b>
Referred to Defensive Driving School	1	0	0	0	0	0	0	<b>1</b>
Released from Probation	0	1	0	0	0	0	0	<b>1</b>
Case Retired or Nolle Prosequi	0	0	0	0	0	0	0	<b>0</b>
Held Open For Review	0	0	0	0	0	0	0	<b>0</b>
Referred to Alternative School	0	0	0	0	0	0	0	<b>0</b>
Referred to Alcohol Safety School	0	0	0	0	0	0	0	<b>0</b>
Referral to Juvenile Court Educ-Based Pgm	0	0	0	0	0	0	0	<b>0</b>
Voluntary Placement with DMHMR	0	0	0	0	0	0	0	<b>0</b>
Private Mental Health Placement	0	0	0	0	0	0	0	<b>0</b>
Private MR Placement	0	0	0	0	0	0	0	<b>0</b>
Runaway Returned	0	0	0	0	0	0	0	<b>0</b>
House Arrest	0	0	0	0	0	0	0	<b>0</b>
Court Defined Curfew	0	0	0	0	0	0	0	<b>0</b>
Dismissed from Informal Adjustment	0	0	0	0	0	0	0	<b>0</b>
Dismissed from Pretrial Diversion	0	0	0	0	0	0	0	<b>0</b>
<b>Totals</b>	<b>1,513</b>	<b>10,403</b>	<b>130</b>	<b>978</b>	<b>5,786</b>	<b>84</b>	<b>357</b>	<b>19,251</b>

**TENNESSEE COUNCIL OF JUVENILE AND FAMILY COURT JUDGES  
2008 SHELBY COUNTY JUVENILE COURT STATISTICAL DATA**

**Outcomes by Type Of Disposition, Race and Sex for CY 2008**

	White Male	African American Male	Other Race Male	White Female	African American Female	Other Race Female	Unknown Race or Sex	Total
<b>Formal Action Codes</b>								
DCS Commitment - Custody	25	397	10	15	154	8	5	614
Transferred to Adult Court	12	235	3	3	7	0	11	271
Parental Rights Terminated	17	57	2	8	63	2	3	152
DCS Commitment - Suspended	4	64	0	0	14	0	0	82
Transfer to Another Juvenile Court for Dispo	4	10	0	8	5	0	0	27
DMHMR Involuntary Commitment	0	0	0	0	0	0	0	0
DCS Commitment - Determinate	0	0	0	0	0	0	0	0
DCS Intensive Probation	0	0	0	0	0	0	0	0
Other Intensive Probation	0	0	0	0	0	0	0	0
DCS Probation	0	0	0	0	0	0	0	0
Placed Under a Valid Court Order	0	0	0	0	0	0	0	0
Supervision by DCS	0	0	0	0	0	0	0	0
Parental Rights Not Terminated	0	0	0	0	0	0	0	0
<b>Totals</b>	<b>62</b>	<b>763</b>	<b>15</b>	<b>34</b>	<b>243</b>	<b>10</b>	<b>19</b>	<b>1,146</b>

**Special Proceedings**

Visitation Changed	29	163	6	38	160	6	5	407
Custody Changed	2	3	0	0	1	0	0	6
Order of Reference to DCS	0	0	0	0	0	0	0	0
Court Costs	0	0	0	0	0	0	0	0
Foster Care Terminated	0	0	0	0	0	0	0	0
Foster Care Continued	0	0	0	0	0	0	0	0
Custody Unchanged	0	0	0	0	0	0	0	0
Visitation Unchanged	0	0	0	0	0	0	0	0
Voluntary Acknowledgement of Paternity	0	0	0	0	0	0	0	0
Paternity Determined / Child Legitimated	0	0	0	0	0	0	0	0
Paternity Not Determ/Child Not Legitimated	0	0	0	0	0	0	0	0
Child Support Granted	0	0	0	0	0	0	0	0
Child Support Amended	0	0	0	0	0	0	0	0
Child Support Denied	0	0	0	0	0	0	0	0
Child Support Terminated	0	0	0	0	0	0	0	0
Request for Medical Treatment Granted	0	0	0	0	0	0	0	0
Request for Medical Treatment Denied	0	0	0	0	0	0	0	0
Consent to Marry Granted	0	0	0	0	0	0	0	0
Consent to Marry Denied	0	0	0	0	0	0	0	0
<b>Totals</b>	<b>31</b>	<b>166</b>	<b>6</b>	<b>38</b>	<b>161</b>	<b>6</b>	<b>5</b>	<b>413</b>

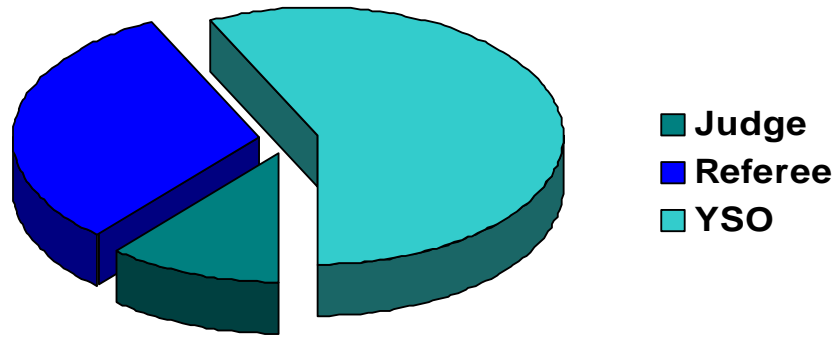
**Other Outcome Codes**

Other	133	557	11	37	97	0	41	876
<b>Totals</b>	<b>133</b>	<b>557</b>	<b>11</b>	<b>37</b>	<b>97</b>	<b>0</b>	<b>41</b>	<b>876</b>

<b>All Outcome Totals</b>	<b>1,739</b>	<b>11,889</b>	<b>162</b>	<b>1,087</b>	<b>6,287</b>	<b>100</b>	<b>422</b>	<b>21,686</b>
---------------------------	--------------	---------------	------------	--------------	--------------	------------	------------	---------------

**TENNESSEE COUNCIL OF JUVENILE AND FAMILY COURT JUDGES  
2008 SHELBY COUNTY JUVENILE COURT STATISTICAL DATA**

**Breakdown of Referrals by Court Personnel Executing the Action in CY 2008**



	<b>Referrals</b>	<b>% of Referrals</b>
Judge	2,650	11.43%
Referee	7,267	31.34%
YSO	13,274	57.24%
Other	0	0.00%
<b>Total</b>	<b>23,191</b>	<b>100.00%</b>