

**2008**

**State of Tennessee**

**Annual Juvenile Court Statistical Report**

**Unicoi County Breakdown**

# TABLE OF CONTENTS

Report Numbers Listed Below are shown at the Bottom of each Report, followed by the Report Page Number

	Report Number
<b>Juvenile Court Referral Process</b>	
Chart – The Juvenile Court Referral Process	1
Chart – Delinquent, Dependent/Neglect/Abuse, and Status/Unruly Referrals	2
Chart – Referrals by Type of Offense	3
Chart – Referrals for Status/Unruly Offenses	4
<b>Children and Referral Counts by Race and Sex</b>	
Table – Children with Delinquent Referrals by Race and Sex	5
Table – Children with Status/Unruly Referrals by Race and Sex	5
Table – Children with Dependency/Neglect/Abuse Allegations by Race and Sex	5
Table – Referrals Delinquent Referrals by Race and Sex	6
Table – Referrals Status/Unruly Referrals by Race and Sex	6
Table – Referrals Dependency/Neglect/Abuse Allegations by Race and Sex	6
Table/Chart – Referrals by Age Group, Race and Sex	7
Table/Chart – Children Referred by Age, Race and Sex	8
Table/Chart – Children Referred by Race and Sex	9
Table/Chart – Children of Hispanic Origin by Race and Sex	10
Table – Referrals by Type of Offense, Age Group, Race and Sex	11
<b>Living Arrangement of the Child at Time of Referral</b>	
Table/Chart – Living Arrangement at Time of Referral by Race and Sex	12
<b>School Status of Individual Children at Time of Referral to Juvenile Court</b>	
Table – Last Grade Completed by Children by Race and Sex	13
Table – Children Enrolled in School	13
Table – Children Enrolled in Special Education	13
<b>Referral Information by Race, Sex and Class of Referral/Offense</b>	
Table/Chart – Class of Referrals by Race and Sex	14
Table - Referrals by Class and Type of Offense by Race and Sex	15
<b>Referral Reasons by Type, Race and Sex</b>	
Table – Referral Reasons by Type of Offense, Race and Sex	16
Table – Top 4 Referral Reasons by Sex and Race	17
Table – Top 4 Referral Reasons by Sex, Race and Type of Offense	18
<b>Source of Referrals to the Juvenile Court</b>	
Table – Source of Referrals by Race and Sex	19
Table – Six Most Frequent Referral Reasons by Source, Race and Sex	20
Table – Source of Referrals by Type of Offense, Race and Sex	21
<b>Children Referred with Weapons Charges</b>	
Table/Chart – Children Referred for Unlawful Carrying/Possession of a Weapon by Age, Race and Sex	22
Table/Chart – Children Referred for Carrying Weapons on School Property	23
<b>Intake Actions at Referral</b>	
Table/Chart – Intake Actions at Referral by Race and Sex	24
Table/Chart – Intake Actions of Referrals by Class of Offense, Race and Sex	25

# TABLE OF CONTENTS


Report Numbers Listed Below are shown at the Bottom of each Report, followed by the Report Page Number

	Report Number
<b>Detention Statistics at Referral</b>	
Table – Detention Statistics at Referral by Individual Child by Race and Sex	26
Table – Detention Statistics at Referral by Individual Case	26
Table – Placement After Secure Detention Hearing by Individual Child by Race and Sex	27
Table – Placement After Secure Detention Hearing by Individual Case	27
<b>Dispositional Procedures</b>	
Table – Procedures used to Dispose or Adjust All Referrals	28
Table – Referrals Disposed by Formal Adjudicatory Proceedings	28
Table – Referrals Disposed by Other Actions	28
<b>Formal and Informal Actions</b>	
Table/Chart – Formal and Informal Actions by Race and Sex	29
Table – Formal and Informal Actions by Type of Offense, Race and Sex	30
Table – Formal and Informal Actions by Class of Referral, Race and Sex	31
<b>Children Transferred to Adult Court</b>	
Table/Chart – Children Transferred to Adult Court by Age, Race and Sex	32
<b>Outcomes by Type of Disposition</b>	
Table – Outcomes by Type of Disposition, Race and Sex	33
<b>Juvenile Court Referrals Disposed County-Wide Based on Number of Referrals</b>	
Table/Chart – Breakdown of Referrals by Court Personnel Executing the Action	34

**TENNESSEE COUNCIL OF JUVENILE AND FAMILY COURT JUDGES  
2008 UNICOI COUNTY JUVENILE COURT STATISTICAL DATA**

**The Juvenile Court Referral Process for CY 2008**

<b>Delinquent</b> 159	<b>Status</b> 164	<b>Dependency and Neglect</b> 4	<b>Other Violations</b> 0	<b>Special Proceedings</b> 0	<b>Parentage</b> 82	<b>Other</b> 5
--------------------------	----------------------	------------------------------------	------------------------------	---------------------------------	------------------------	-------------------



**Parents, Victims, School, Relatives, State Dept, etc.**  
132

**Law Enforcement**  
282

**Pretrial Diversion, Informal Adjustment**  
2

**Court Actions**  
414

**Transfer to Adult Court Hearing**  
1

**Charges Cleared By Transfer to Adult Court**  
1

**Special Proceeding**  
3

**Review Concluded**  
2

**Case Held Open**  
1

**Other**  
74

**Formal Adjudications**  
330

**Juvenile Court System Outcomes / Dispositions**  
649

**Formal**  
250

**General**  
192

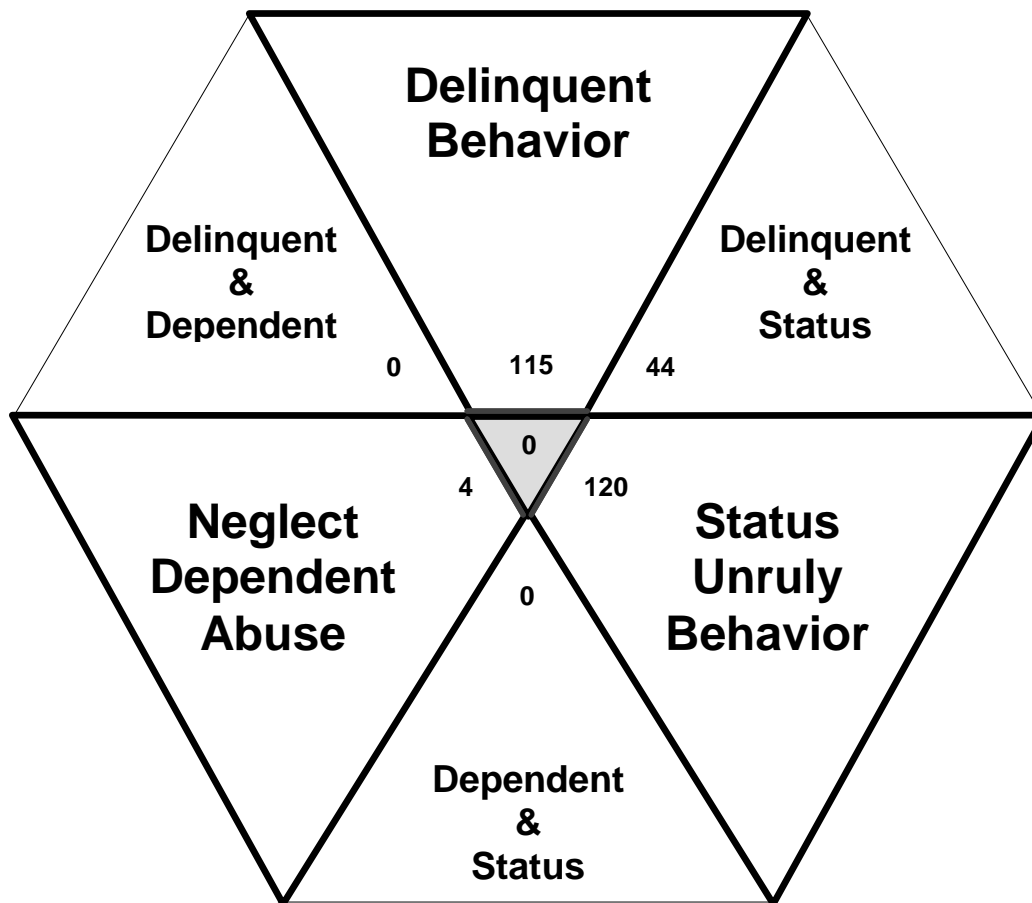
**Special Proceedings**  
175

**Other**  
32

**TENNESSEE COUNCIL OF JUVENILE AND FAMILY COURT JUDGES  
2008 UNICOI COUNTY JUVENILE COURT STATISTICAL DATA**

**Delinquent, Dependent/Neglect/Abuse, and Status/Unruly Referrals for CY 2008**

Total = 283



The remaining referrals are for:  
Custody, Visitation, Paternity/Legitimation, Child Support,  
Special Procedures and Other Referrals

Each child may be counted  
in more than one category

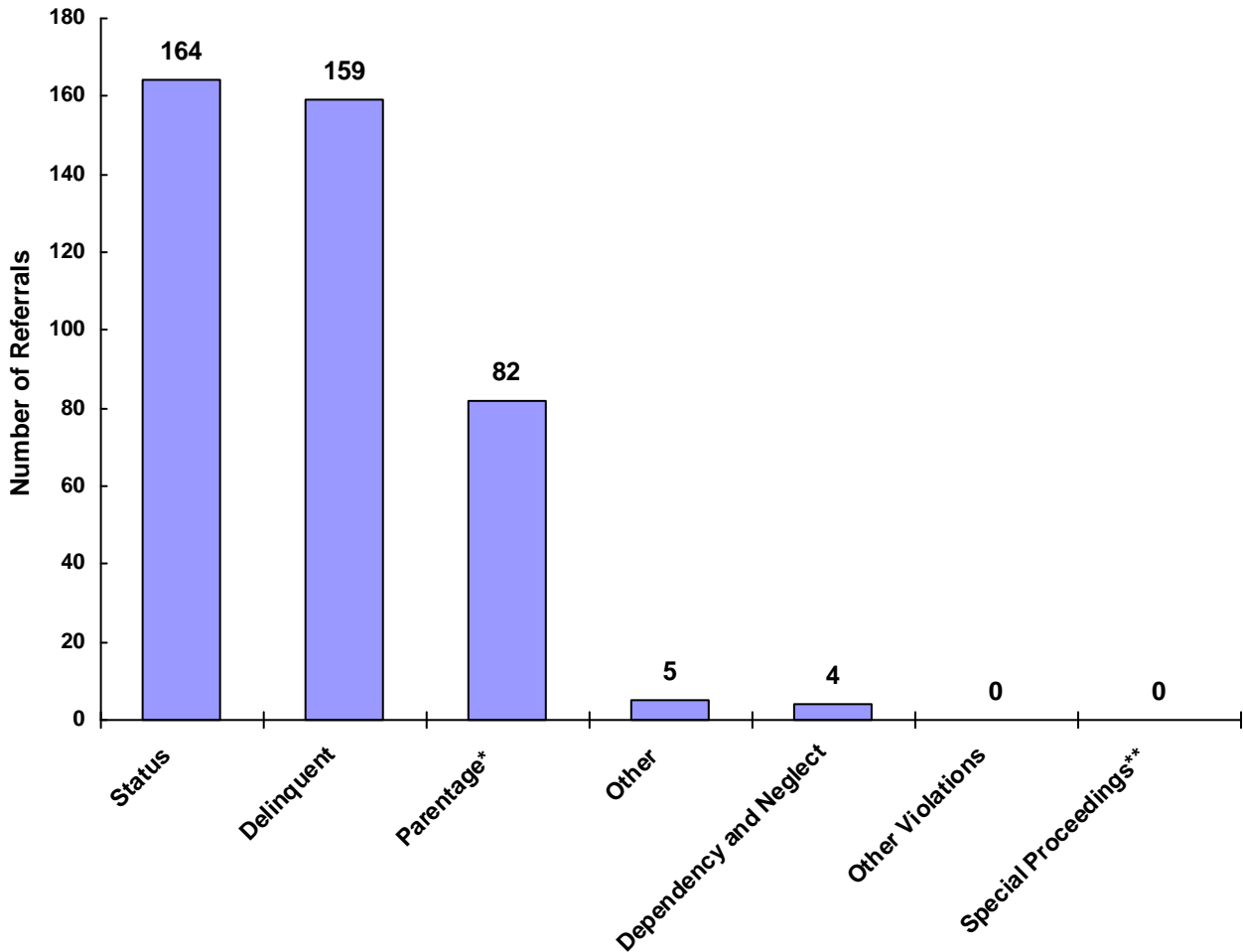
Total number of individual children for ALL referrals  
disposed by juvenile courts during CY 2008 equals 268

Children can have referrals in multiple categories. The drawing above shows that in the year 2008 there were 115 referrals to Unicoi County Juvenile Court for children with only delinquent offenses, 120 for those with only status/unruly behavior, and 4 for children with neglect, dependent or abuse referrals during the calendar year. There were 44 referrals for children that had a delinquent AND a status/unruly referral. There were 0 referrals for children with both delinquent behavior AND a neglect, dependent or abuse allegation. There were 0 referrals for children that had both a status/unruly referral AND a neglect, dependent or abuse allegation. Also, there were 0 referrals for children that had a delinquent referral, a status/unruly referral AND a neglect, dependent or abuse allegation.

**TENNESSEE COUNCIL OF JUVENILE AND FAMILY COURT JUDGES  
2008 UNICOI COUNTY JUVENILE COURT STATISTICAL DATA**

**Referrals by Type of Offense in CY 2008**

**Total Referrals = 414**



\* Parentage includes: Custody, Visitation, Paternity/Legitimation and Child Support

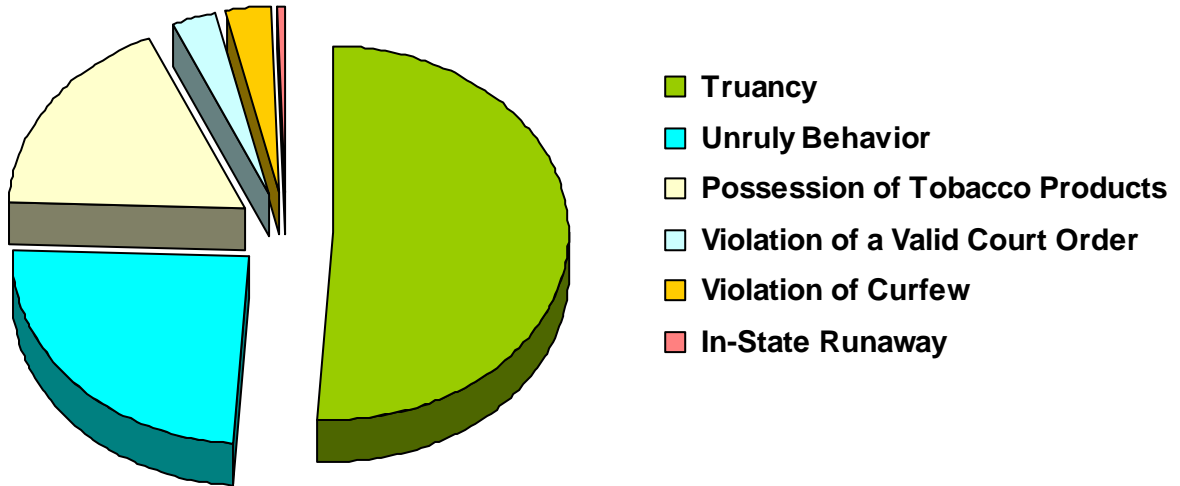
\*\*Special Proceedings include: Judicial Review, Administrative Review, Foster Care Review, Request for Medical Treatment and Consent to Marry

Information from the Juvenile Court represents a total of 268 children and 361 cases that were reported to the TCJFCJ.

A Status offense is an offense committed by a child that if committed by an adult, would not be considered an offense or unlawful act. An example of this is smoking when not legally an adult.

**TENNESSEE COUNCIL OF JUVENILE AND FAMILY COURT JUDGES  
2008 UNICOI COUNTY JUVENILE COURT STATISTICAL DATA**

**Referrals for Status/Unruly Offenses in CY 2008  
Total Status/Unruly Referrals = 164**



<b>Referral Reason</b>	<b>Count</b>	<b>Percent</b>
Truancy	84	51.22%
Unruly Behavior	40	24.39%
Possession of Tobacco Products	29	17.68%
Violation of Curfew	5	3.05%
Violation of a Valid Court Order	5	3.05%
In-State Runaway	1	0.61%
Out-of-State Runaway	0	0.00%
<b>Total</b>	<b>164</b>	

**TENNESSEE COUNCIL OF JUVENILE AND FAMILY COURT JUDGES  
2008 UNICOI COUNTY JUVENILE COURT STATISTICAL DATA**

**Children\* with Delinquent Referrals by Race and Sex for CY 2008**

	White	African American	Native American	Asian	Mixed Race	Unknown Race	Total
Male	67	0	0	0	1	1	69
Female	39	0	0	0	0	1	40
Unknown Sex	0	0	0	0	0	0	
<b>Totals</b>	<b>106</b>	<b>0</b>	<b>0</b>	<b>0</b>	<b>1</b>	<b>2</b>	<b>109</b>

**Children\* with Status/Unruly Referrals by Race and Sex for CY 2008**

	White	African American	Native American	Asian	Mixed Race	Unknown Race	Total
Male	75	0	0	0	1	1	77
Female	47	0	0	0	0	2	49
Unknown Sex	0	0	0	0	0	0	
<b>Totals</b>	<b>122</b>	<b>0</b>	<b>0</b>	<b>0</b>	<b>1</b>	<b>3</b>	<b>126</b>

**Children\* with Dependency/Neglect/Abuse Allegations by Race and Sex for CY 2008**

	White	African American	Native American	Asian	Mixed Race	Unknown Race	Total
Male	2	0	0	0	0	0	2
Female	0	0	0	0	0	0	
Unknown Sex	0	0	0	0	0	0	
<b>Totals</b>	<b>2</b>	<b>0</b>	<b>0</b>	<b>0</b>	<b>0</b>	<b>0</b>	<b>2</b>

\* A child may be counted in more than one category



**TENNESSEE COUNCIL OF JUVENILE AND FAMILY COURT JUDGES  
2008 UNICOI COUNTY JUVENILE COURT STATISTICAL DATA**

**Delinquent Referrals by Race and Sex for CY 2008**

	White	African American	Native American	Asian	Mixed Race	Unknown Race	Total
<b>Male</b>	101	0	0	0	1	1	<b>103</b>
<b>Female</b>	55	0	0	0	0	1	<b>56</b>
<b>Unknown Sex</b>	0	0	0	0	0	0	<b>0</b>
<b>Totals</b>	<b>156</b>	<b>0</b>	<b>0</b>	<b>0</b>	<b>1</b>	<b>2</b>	<b>159</b>

**Status/Unruly Referrals by Race and Sex for CY 2008**

	White	African American	Native American	Asian	Mixed Race	Unknown Race	Total
<b>Male</b>	105	0	0	0	1	1	<b>107</b>
<b>Female</b>	53	0	0	0	0	4	<b>57</b>
<b>Unknown Sex</b>	0	0	0	0	0	0	<b>0</b>
<b>Totals</b>	<b>158</b>	<b>0</b>	<b>0</b>	<b>0</b>	<b>1</b>	<b>5</b>	<b>164</b>

**Dependency/Neglect/Abuse Allegations by Race and Sex for CY 2008**

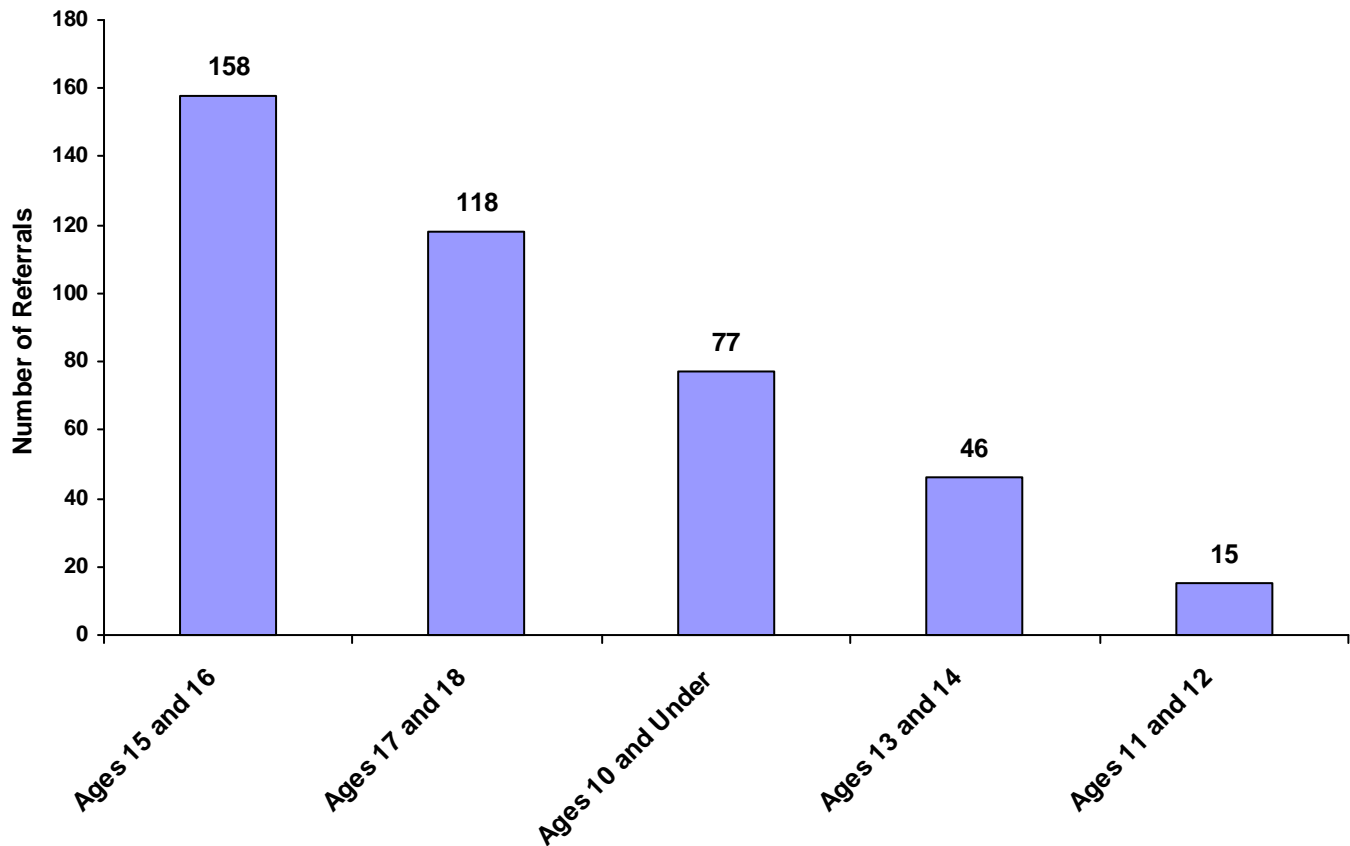
	White	African American	Native American	Asian	Mixed Race	Unknown Race	Total
<b>Male</b>	2	0	0	0	0	0	<b>2</b>
<b>Female</b>	2	0	0	0	0	0	<b>2</b>
<b>Unknown Sex</b>	0	0	0	0	0	0	<b>0</b>
<b>Totals</b>	<b>4</b>	<b>0</b>	<b>0</b>	<b>0</b>	<b>0</b>	<b>0</b>	<b>4</b>

**TENNESSEE COUNCIL OF JUVENILE AND FAMILY COURT JUDGES  
2008 UNICOI COUNTY JUVENILE COURT STATISTICAL DATA**

**Referrals by Age Group, Race and Sex for CY 2008**

	White Male	African American Male	Other Race Male	White Female	African American Female	Other Race Female	Unknown Race or Sex	Total	% of Total Referrals
Birth through Age 10	35	0	1	40	0	0	1	77	18.60%
Ages 11 and 12	5	0	0	10	0	0	0	15	3.62%
Ages 13 and 14	25	0	0	18	0	0	3	46	11.11%
Ages 15 and 16	110	0	1	44	0	0	3	158	38.16%
Ages 17 and 18	74	0	1	42	0	0	1	118	28.50%
Unknown Age	0	0	0	0	0	0	0	0	0.00%
<b>All Age Group Totals</b>	<b>249</b>	<b>0</b>	<b>3</b>	<b>154</b>	<b>0</b>	<b>0</b>	<b>8</b>	<b>414</b>	

**Total Referrals by Age Group**

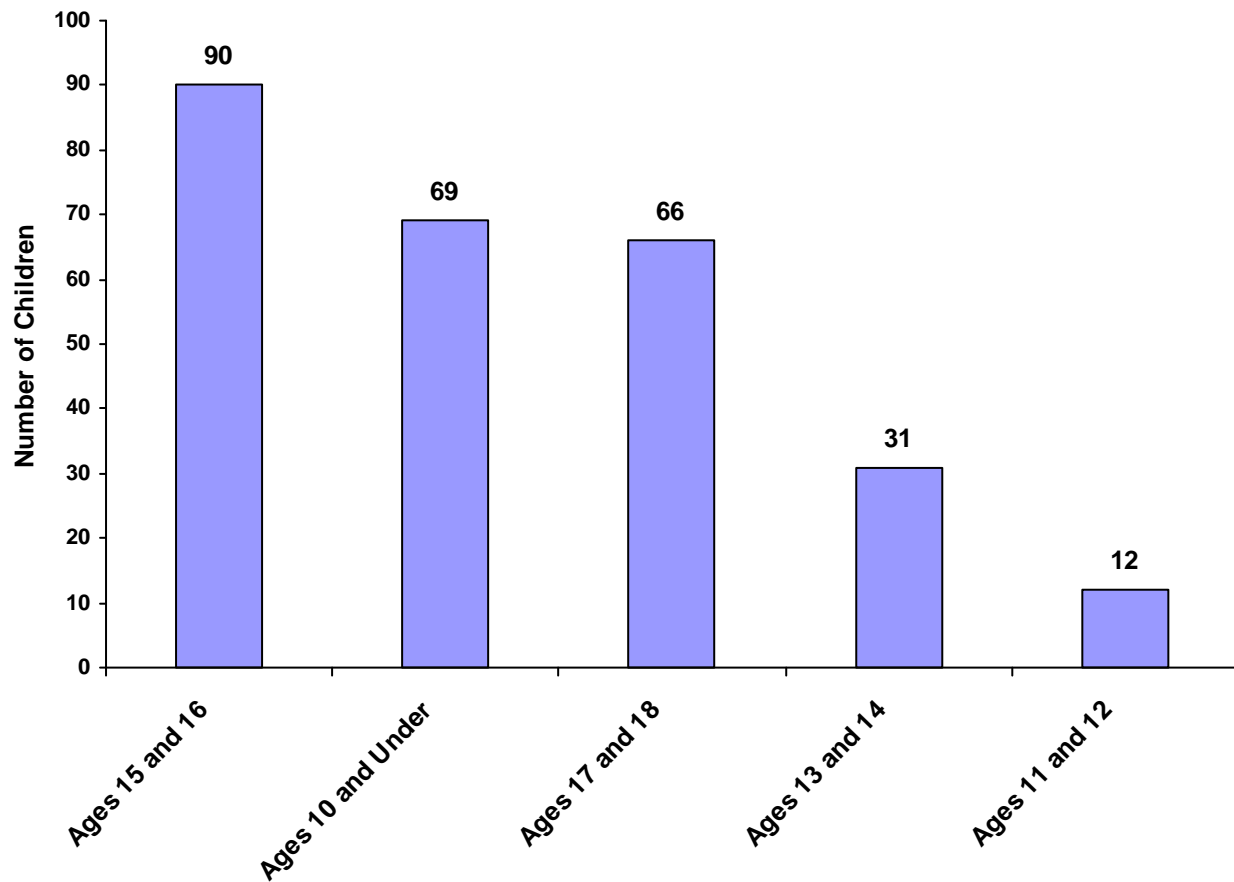


**TENNESSEE COUNCIL OF JUVENILE AND FAMILY COURT JUDGES  
2008 UNICOI COUNTY JUVENILE COURT STATISTICAL DATA**

**Children Referred by Age Group, Race and Sex for CY 2008**

	White Male	African American Male	Other Race Male	White Female	African American Female	Other Race Female	Unknown Race or Sex	Total	% of All Children Referred
Ages 10 and Under	31	0	1	36	0	0	1	69	25.75%
Ages 11 through 12	5	0	0	7	0	0	0	12	4.48%
Ages 13 through 14	15	0	0	14	0	0	2	31	11.57%
Ages 15 through 16	59	0	1	28	0	0	2	90	33.58%
Ages 17 through 18	41	0	1	23	0	0	1	66	24.63%
Ages 19 and Over	0	0	0	0	0	0	0	0	0.00%
<b>Total</b>	<b>151</b>	<b>0</b>	<b>3</b>	<b>108</b>	<b>0</b>	<b>0</b>	<b>6</b>	<b>268</b>	

**Total Children by Age Group**

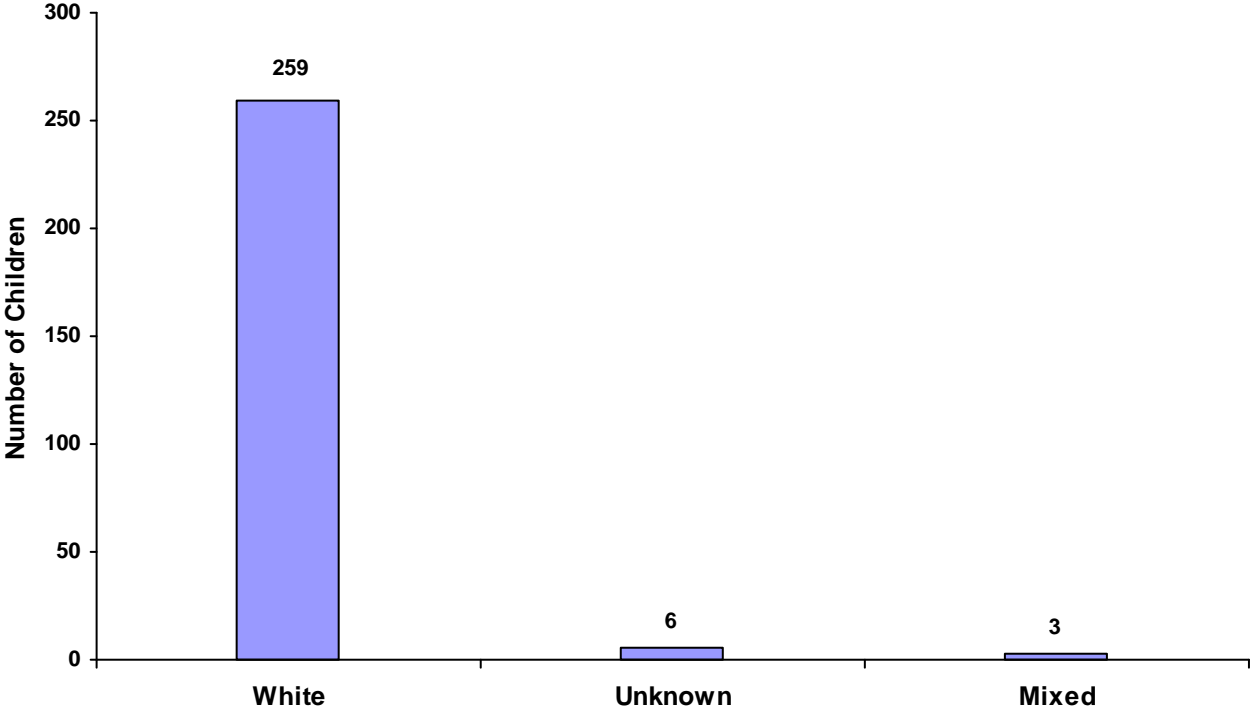


**TENNESSEE COUNCIL OF JUVENILE AND FAMILY COURT JUDGES  
2008 UNICOI COUNTY JUVENILE COURT STATISTICAL DATA**

**Children Referred by Race and Sex for CY 2008**

<b>Race</b>	<b>Male</b>	<b>Female</b>	<b>Unknown</b>	<b>Total</b>
White	151	108	0	259
African American	0	0	0	0
Native American	0	0	0	0
Asian	0	0	0	0
Mixed	3	0	0	3
Unknown	3	3	0	6
<b>Total</b>	<b>157</b>	<b>111</b>	<b>0</b>	<b>268</b>

**Total Children by Race**



**TENNESSEE COUNCIL OF JUVENILE AND FAMILY COURT JUDGES  
2008 UNICOI COUNTY JUVENILE COURT STATISTICAL DATA**

**Children of Hispanic Origin by Race and Sex for CY 2008**

<b>Race</b>	<b>Male</b>	<b>Female</b>	<b>Unknown</b>	<b>Total</b>
<b>White</b>	<b>0</b>	<b>0</b>	<b>0</b>	<b>0</b>
<b>African American</b>	<b>0</b>	<b>0</b>	<b>0</b>	<b>0</b>
<b>Native American</b>	<b>0</b>	<b>0</b>	<b>0</b>	<b>0</b>
<b>Asian</b>	<b>0</b>	<b>0</b>	<b>0</b>	<b>0</b>
<b>Mixed</b>	<b>0</b>	<b>0</b>	<b>0</b>	<b>0</b>
<b>Unknown</b>	<b>0</b>	<b>0</b>	<b>0</b>	<b>0</b>
<b>Total</b>	<b>0</b>	<b>0</b>	<b>0</b>	<b>0</b>

**Total Children of Hispanic Origin by Race**

**TENNESSEE COUNCIL OF JUVENILE AND FAMILY COURT JUDGES  
2008 UNICOI COUNTY JUVENILE COURT STATISTICAL DATA**

**Referrals by Type of Offense, Age Group, Race and Sex for CY 2008**

	White Male	African American Male	Other Race Male	White Female	African American Female	Other Race Female	Unknown Race or Sex	Total
<b>Delinquent</b>								
Ages 10 and Under	0	0	0	0	0	0	0	0
Ages 11 through 12	1	0	0	5	0	0	0	6
Ages 13 through 14	11	0	0	8	0	0	0	19
Ages 15 through 16	52	0	0	19	0	0	1	72
Ages 17 through 18	37	0	1	23	0	0	1	62
Ages 19 and Over	0	0	0	0	0	0	0	0
<b>Total</b>	<b>101</b>	<b>0</b>	<b>1</b>	<b>55</b>	<b>0</b>	<b>0</b>	<b>2</b>	<b>159</b>
<b>Status</b>								
Ages 10 and Under	4	0	0	5	0	0	0	9
Ages 11 through 12	1	0	0	3	0	0	0	4
Ages 13 through 14	14	0	0	8	0	0	3	25
Ages 15 through 16	53	0	1	20	0	0	2	76
Ages 17 through 18	33	0	0	17	0	0	0	50
Ages 19 and Over	0	0	0	0	0	0	0	0
<b>Total</b>	<b>105</b>	<b>0</b>	<b>1</b>	<b>53</b>	<b>0</b>	<b>0</b>	<b>5</b>	<b>164</b>
<b>Dependency and Neglect</b>								
Ages 10 and Under	2	0	0	2	0	0	0	4
Ages 11 through 12	0	0	0	0	0	0	0	0
Ages 13 through 14	0	0	0	0	0	0	0	0
Ages 15 through 16	0	0	0	0	0	0	0	0
Ages 17 through 18	0	0	0	0	0	0	0	0
Ages 19 and Over	0	0	0	0	0	0	0	0
<b>Total</b>	<b>2</b>	<b>0</b>	<b>0</b>	<b>2</b>	<b>0</b>	<b>0</b>	<b>0</b>	<b>4</b>
<b>Other Violations</b>								
Ages 10 and Under	0	0	0	0	0	0	0	0
Ages 11 through 12	0	0	0	0	0	0	0	0
Ages 13 through 14	0	0	0	0	0	0	0	0
Ages 15 through 16	0	0	0	0	0	0	0	0
Ages 17 through 18	0	0	0	0	0	0	0	0
Ages 19 and Over	0	0	0	0	0	0	0	0
<b>Total</b>	<b>0</b>	<b>0</b>	<b>0</b>	<b>0</b>	<b>0</b>	<b>0</b>	<b>0</b>	<b>0</b>

**TENNESSEE COUNCIL OF JUVENILE AND FAMILY COURT JUDGES  
2008 UNICOI COUNTY JUVENILE COURT STATISTICAL DATA**

**Referrals by Type of Offense, Age Group, Race and Sex for CY 2008**

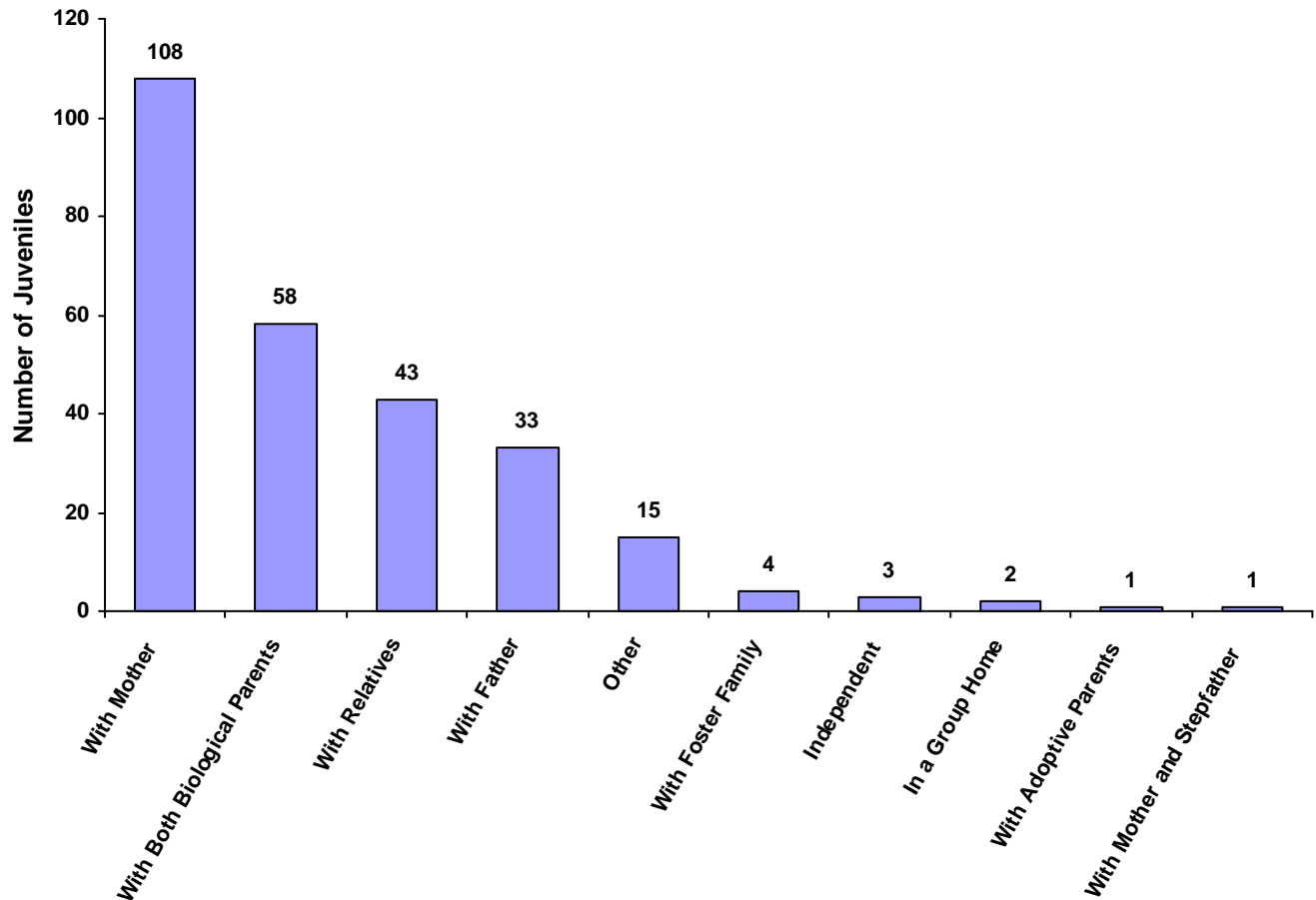
	White Male	African American Male	Other Race Male	White Female	African American Female	Other Race Female	Unknown Race or Sex	Total
<b>Special Proceedings</b>								
Ages 10 and Under	29	0	1	33	0	0	1	64
Ages 11 through 12	3	0	0	2	0	0	0	5
Ages 13 through 14	0	0	0	2	0	0	0	2
Ages 15 through 16	5	0	0	3	0	0	0	8
Ages 17 through 18	2	0	0	1	0	0	0	3
Ages 19 and Over	0	0	0	0	0	0	0	0
<b>Total</b>	<b>39</b>	<b>0</b>	<b>1</b>	<b>41</b>	<b>0</b>	<b>0</b>	<b>1</b>	<b>82</b>
<b>Other</b>								
Ages 10 and Under	0	0	0	0	0	0	0	0
Ages 11 through 12	0	0	0	0	0	0	0	0
Ages 13 through 14	0	0	0	0	0	0	0	0
Ages 15 through 16	0	0	0	2	0	0	0	2
Ages 17 through 18	2	0	0	1	0	0	0	3
Ages 19 and Over	0	0	0	0	0	0	0	0
<b>Total</b>	<b>2</b>	<b>0</b>	<b>0</b>	<b>3</b>	<b>0</b>	<b>0</b>	<b>0</b>	<b>5</b>
<b>Grand Total</b>	<b>249</b>	<b>0</b>	<b>3</b>	<b>154</b>	<b>0</b>	<b>0</b>	<b>8</b>	<b>414</b>

**TENNESSEE COUNCIL OF JUVENILE AND FAMILY COURT JUDGES  
2008 UNICOI COUNTY JUVENILE COURT STATISTICAL DATA**

**Living Arrangement of Juveniles by Race and Sex for CY 2008**

	White Male	African American Male	Other Race Male	White Female	African American Female	Other Race Female	Unknown Race or Sex	Total	% of All Children Referred
With Both Biological Parents	40	0	1	15	0	0	2	58	21.64%
With Father and Stepmother	0	0	0	0	0	0	0	0	0.00%
With Mother and Stepfather	0	0	0	1	0	0	0	1	0.37%
With Mother	61	0	0	46	0	0	1	108	40.30%
With Father	19	0	0	13	0	0	1	33	12.31%
With Relatives	20	0	1	21	0	0	1	43	16.04%
With Adoptive Parents	0	0	0	1	0	0	0	1	0.37%
With Foster Family	2	0	0	2	0	0	0	4	1.49%
In a Group Home	0	0	0	2	0	0	0	2	0.75%
In a Residential Center	0	0	0	0	0	0	0	0	0.00%
In an Institution	0	0	0	0	0	0	0	0	0.00%
Independent	1	0	1	1	0	0	0	3	1.12%
Unknown	0	0	0	0	0	0	0	0	0.00%
Other	8	0	0	6	0	0	1	15	5.60%
<b>Totals</b>	<b>151</b>	<b>0</b>	<b>3</b>	<b>108</b>	<b>0</b>	<b>0</b>	<b>6</b>	<b>268</b>	

**Living Arrangement of Juveniles**





**TENNESSEE COUNCIL OF JUVENILE AND FAMILY COURT JUDGES  
2008 UNICOI COUNTY JUVENILE COURT STATISTICAL DATA**

**Last Grade Completed by Children by Race and Sex for CY 2008**

	White Male	African American Male	Other Race Male	White Female	African American Female	Other Race Female	Unknown Race or Sex	Total	% of All Children Referred
Too Young for School	0	0	0	0	0	0	0	0	0.00%
Preschool	0	0	0	0	0	0	0	0	0.00%
Kindergarten	1	0	0	1	0	0	0	2	0.75%
1st Grade	3	0	0	1	0	0	0	4	1.49%
2nd Grade	0	0	0	1	0	0	0	1	0.37%
3rd Grade	3	0	0	2	0	0	0	5	1.87%
4th Grade	0	0	0	0	0	0	0	0	0.00%
5th Grade	1	0	0	2	0	0	1	4	1.49%
6th Grade	0	0	0	2	0	0	0	2	0.75%
7th Grade	3	0	0	2	0	0	0	5	1.87%
8th Grade	7	0	0	6	0	0	0	13	4.85%
9th Grade	11	0	0	3	0	0	0	14	5.22%
10th Grade	12	0	1	5	0	0	0	18	6.72%
11th Grade	9	0	0	2	0	0	0	11	4.10%
12th Grade	4	0	0	5	0	0	0	9	3.36%
Non-Graded Special Ed	0	0	0	0	0	0	0	0	0.00%
GED	0	0	0	0	0	0	0	0	0.00%
Graduated	0	0	0	0	0	0	0	0	0.00%
Never Attended School	0	0	0	0	0	0	0	0	0.00%
Unknown	97	0	2	76	0	0	5	180	67.16%
Other	0	0	0	0	0	0	0	0	0.00%
<b>Totals</b>	<b>151</b>	<b>0</b>	<b>3</b>	<b>108</b>	<b>0</b>	<b>0</b>	<b>6</b>	<b>268</b>	

**Children Enrolled in School**

	Children	% of All Children
Enrolled	89	33.21%
Not Enrolled		
Unknown	179	66.79%
<b>268</b>		

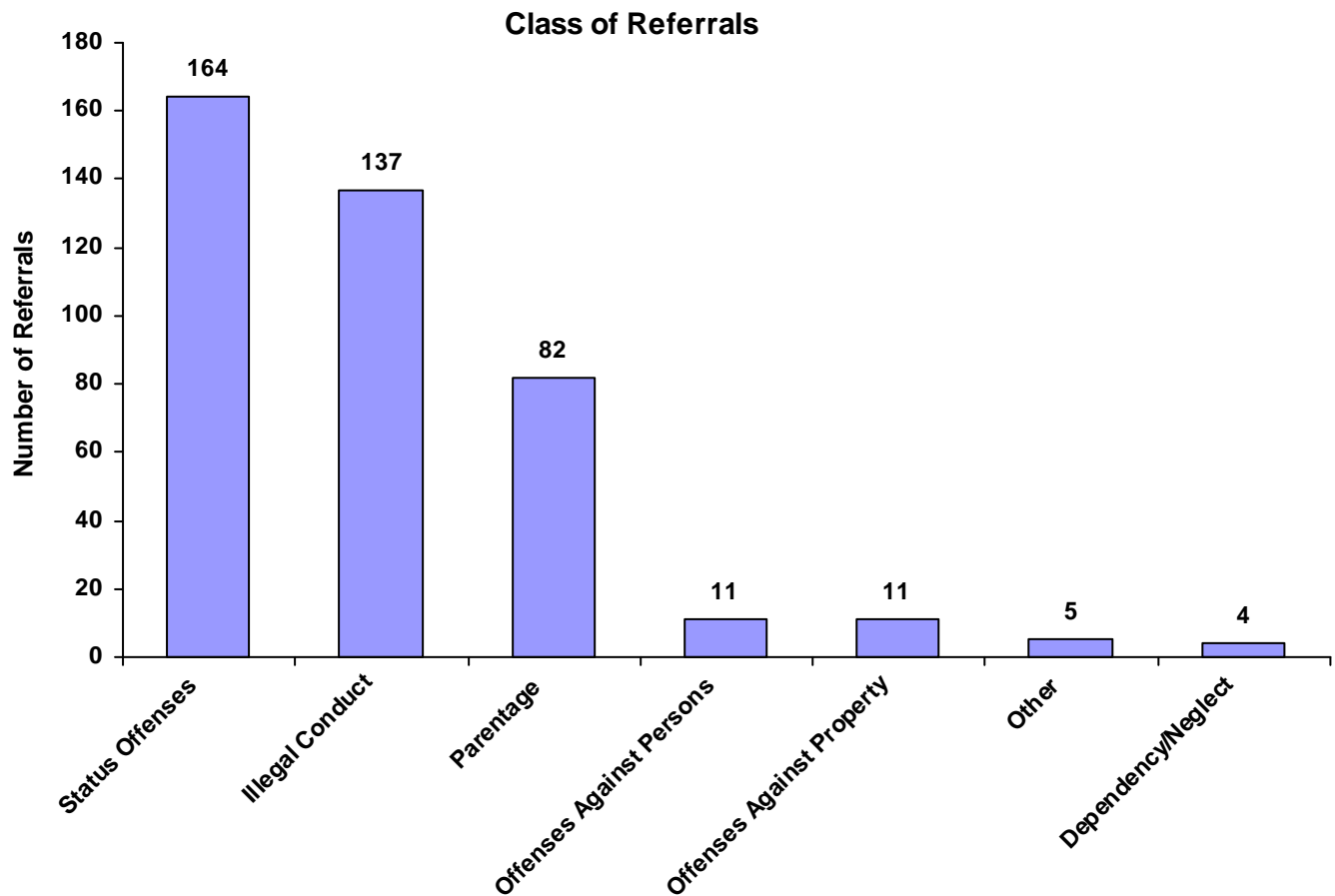
**Children Enrolled in Special Education**

	Children	% of All Children
Enrolled	0	0.00%
Not Enrolled	268	100.00%
Unknown	0	0.00%
<b>268</b>		

**TENNESSEE COUNCIL OF JUVENILE AND FAMILY COURT JUDGES  
2008 UNICOI COUNTY JUVENILE COURT STATISTICAL DATA**

**Class of Referrals by Race and Sex for CY 2008**

	White Male	African American Male	Other Race Male	White Female	African American Female	Other Race Female	Unknown Race or Sex	Total	% of Total Referrals
Offenses Against Persons	6	0	0	4	0	0	1	11	2.66%
Offenses Against Property	7	0	0	4	0	0	0	11	2.66%
Illegal Conduct	88	0	1	47	0	0	1	137	33.09%
Status Offenses	105	0	1	53	0	0	5	164	39.61%
Dependency/Neglect	2	0	0	2	0	0	0	4	0.97%
Other Violation Proceedings	0	0	0	0	0	0	0	0	0.00%
Parentage	39	0	1	41	0	0	1	82	19.81%
Special Proceedings	0	0	0	0	0	0	0	0	0.00%
Other	2	0	0	3	0	0	0	5	1.21%
<b>Totals</b>	<b>249</b>	<b>0</b>	<b>3</b>	<b>154</b>	<b>0</b>	<b>0</b>	<b>8</b>	<b>414</b>	



**TENNESSEE COUNCIL OF JUVENILE AND FAMILY COURT JUDGES  
2008 UNICOI COUNTY JUVENILE COURT STATISTICAL DATA**

**Referrals by Class and Type Of Offense by Race and Sex for CY 2008**

	White Male	African American Male	Other Race Male	White Female	African American Female	Other Race Female	Unknown Race or Sex	Total
<b><u>Offenses Against Persons</u></b>								
Assault	3	0	0	3	0	0	1	7
Other Sexual Offenses	2	0	0	0	0	0	0	2
Rape of a Child	1	0	0	0	0	0	0	1
Reckless Endangerment	0	0	0	1	0	0	0	1
Criminal Homicide	0	0	0	0	0	0	0	0
1st Degree Murder	0	0	0	0	0	0	0	0
2nd Degree Murder	0	0	0	0	0	0	0	0
Aggravated Rape	0	0	0	0	0	0	0	0
Aggravated Vehicular Homicide	0	0	0	0	0	0	0	0
Esp. Aggravated Robbery	0	0	0	0	0	0	0	0
Esp. Aggravated Kidnapping	0	0	0	0	0	0	0	0
Aggravated Robbery	0	0	0	0	0	0	0	0
Aggravated Kidnapping	0	0	0	0	0	0	0	0
Aggravated Child Abuse / Neglect	0	0	0	0	0	0	0	0
Aggravated Sexual Battery	0	0	0	0	0	0	0	0
Rape	0	0	0	0	0	0	0	0
Voluntary Manslaughter	0	0	0	0	0	0	0	0
Vehicular Homicide	0	0	0	0	0	0	0	0
Sexual Abuse of a Child	0	0	0	0	0	0	0	0
Aggravated Assault	0	0	0	0	0	0	0	0
Robbery	0	0	0	0	0	0	0	0
Criminally Negligent Homicide	0	0	0	0	0	0	0	0
Attempted Crime Against a Person	0	0	0	0	0	0	0	0
<b>Totals</b>	<b>6</b>	<b>0</b>	<b>0</b>	<b>4</b>	<b>0</b>	<b>0</b>	<b>1</b>	<b>11</b>
<b><u>Offenses Against Property</u></b>								
Theft of Property	5	0	0	1	0	0	0	6
Vandalism	2	0	0	0	0	0	0	2
Forgery	0	0	0	1	0	0	0	1
Burglary	0	0	0	1	0	0	0	1
Unauthorized Use of a Vehicle	0	0	0	1	0	0	0	1
Aggravated Arson	0	0	0	0	0	0	0	0
Arson	0	0	0	0	0	0	0	0
Aggravated Burglary	0	0	0	0	0	0	0	0
Worthless Checks	0	0	0	0	0	0	0	0
Illegal Poss/Use of Credit/Debit Cards	0	0	0	0	0	0	0	0
Cruelty to Animals	0	0	0	0	0	0	0	0
<b>Totals</b>	<b>7</b>	<b>0</b>	<b>0</b>	<b>4</b>	<b>0</b>	<b>0</b>	<b>0</b>	<b>11</b>

**TENNESSEE COUNCIL OF JUVENILE AND FAMILY COURT JUDGES  
2008 UNICOI COUNTY JUVENILE COURT STATISTICAL DATA**

**Referrals by Class and Type Of Offense by Race and Sex for CY 2008**

	White Male	African American Male	Other Race Male	White Female	African American Female	Other Race Female	Unknown Race or Sex	Total
<b><u>Illegal Conduct</u></b>								
Public Intoxication	24	0	1	10	0	0	0	35
Violation of Probation	13	0	0	22	0	0	0	35
Traffic	18	0	0	4	0	0	1	23
Other Drug Offenses	11	0	0	3	0	0	0	14
Possession of Controlled Substances	7	0	0	4	0	0	0	11
Evading Arrest	3	0	0	1	0	0	0	4
Harassment	2	0	0	1	0	0	0	3
Sale of Controlled Substances	2	0	0	0	0	0	0	2
Resist Stop/Frisk/Halt/Arrest/Search	2	0	0	0	0	0	0	2
Disorderly Conduct	2	0	0	0	0	0	0	2
Local Ordinances	2	0	0	0	0	0	0	2
Criminal Attempt	0	0	0	1	0	0	0	1
Unlawful Carrying / Poss of a Weapon	1	0	0	0	0	0	0	1
Aggravated Criminal Trespass	1	0	0	0	0	0	0	1
Contempt of Court	0	0	0	1	0	0	0	1
Carrying Weapons on School Property	0	0	0	0	0	0	0	0
Escape	0	0	0	0	0	0	0	0
Driving Under Influence (DUI)	0	0	0	0	0	0	0	0
Possession/Consumption of Alcohol	0	0	0	0	0	0	0	0
Failure to Appear	0	0	0	0	0	0	0	0
Filing a False Police Report	0	0	0	0	0	0	0	0
Criminal Impersonation	0	0	0	0	0	0	0	0
Criminal Trespass	0	0	0	0	0	0	0	0
Gambling	0	0	0	0	0	0	0	0
Violation of Wildlife Regulations	0	0	0	0	0	0	0	0
Violation of Aftercare	0	0	0	0	0	0	0	0
<b>Totals</b>	<b>88</b>	<b>0</b>	<b>1</b>	<b>47</b>	<b>0</b>	<b>0</b>	<b>1</b>	<b>137</b>
<b><u>Status Offenses</u></b>								
Truancy	50	0	1	30	0	0	3	84
Unruly Behavior	20	0	0	19	0	0	1	40
Possession of Tobacco Products	27	0	0	2	0	0	0	29
Violation of a Valid Court Order	4	0	0	1	0	0	0	5
Violation of Curfew	3	0	0	1	0	0	1	5
In-State Runaway	1	0	0	0	0	0	0	1
Out-of-State Runaway	0	0	0	0	0	0	0	0
<b>Totals</b>	<b>105</b>	<b>0</b>	<b>1</b>	<b>53</b>	<b>0</b>	<b>0</b>	<b>5</b>	<b>164</b>
<b><u>Dependency/Neglect</u></b>								
Dependency / Neglect	2	0	0	0	0	0	0	2
Termination of Parental Rights	0	0	0	2	0	0	0	2
Sexually Abused Child	0	0	0	0	0	0	0	0
Physically Abused Child	0	0	0	0	0	0	0	0
<b>Totals</b>	<b>2</b>	<b>0</b>	<b>0</b>	<b>2</b>	<b>0</b>	<b>0</b>	<b>0</b>	<b>4</b>

**TENNESSEE COUNCIL OF JUVENILE AND FAMILY COURT JUDGES  
2008 UNICOI COUNTY JUVENILE COURT STATISTICAL DATA**

**Referrals by Class and Type Of Offense by Race and Sex for CY 2008**

	White Male	African American Male	Other Race Male	White Female	African American Female	Other Race Female	Unknown Race or Sex	Total
<b><u>Other Violation Proceedings</u></b>								
Violation of Pretrial Diversion	0	0	0	0	0	0	0	0
Violation of Informal Adjustment	0	0	0	0	0	0	0	0
<b>Totals</b>	<b>0</b>	<b>0</b>	<b>0</b>	<b>0</b>	<b>0</b>	<b>0</b>	<b>0</b>	<b>0</b>
<b><u>Parentage</u></b>								
Custody	33	0	1	35	0	0	1	70
Visitation	6	0	0	5	0	0	0	11
Paternity / Legitimation	0	0	0	1	0	0	0	1
Child Support	0	0	0	0	0	0	0	0
<b>Totals</b>	<b>39</b>	<b>0</b>	<b>1</b>	<b>41</b>	<b>0</b>	<b>0</b>	<b>1</b>	<b>82</b>
<b><u>Special Proceedings</u></b>								
Judicial Review	0	0	0	0	0	0	0	0
Administrative Review	0	0	0	0	0	0	0	0
Foster Care Review	0	0	0	0	0	0	0	0
Request for Medical Treatment	0	0	0	0	0	0	0	0
Consent to Marry	0	0	0	0	0	0	0	0
<b>Totals</b>	<b>0</b>	<b>0</b>	<b>0</b>	<b>0</b>	<b>0</b>	<b>0</b>	<b>0</b>	<b>0</b>
<b><u>Other</u></b>								
Other	2	0	0	3	0	0	0	5
<b>Totals</b>	<b>2</b>	<b>0</b>	<b>0</b>	<b>3</b>	<b>0</b>	<b>0</b>	<b>0</b>	<b>5</b>
<b>All Referral Totals</b>	<b>249</b>	<b>0</b>	<b>3</b>	<b>154</b>	<b>0</b>	<b>0</b>	<b>8</b>	<b>414</b>

**TENNESSEE COUNCIL OF JUVENILE AND FAMILY COURT JUDGES  
2008 UNICOI COUNTY JUVENILE COURT STATISTICAL DATA**

**Referral Reasons by Type of Offense, Race and Sex for CY 2008**

	White Male	African American Male	Other Race Male	White Female	African American Female	Other Race Female	Unknown Race or Sex	Total
<b>Delinquent</b>								
Public Intoxication	24	0	1	10	0	0	0	35
Violation of Probation	13	0	0	22	0	0	0	35
Traffic	18	0	0	4	0	0	1	23
Other Drug Offenses	11	0	0	3	0	0	0	14
Possession of Controlled Substances	7	0	0	4	0	0	0	11
Assault	3	0	0	3	0	0	1	7
Theft of Property	5	0	0	1	0	0	0	6
Evading Arrest	3	0	0	1	0	0	0	4
Harassment	2	0	0	1	0	0	0	3
Other Sexual Offenses	2	0	0	0	0	0	0	2
Vandalism	2	0	0	0	0	0	0	2
Sale of Controlled Substances	2	0	0	0	0	0	0	2
Resist Stop/Frisk/Halt/Arrest/Search	2	0	0	0	0	0	0	2
Disorderly Conduct	2	0	0	0	0	0	0	2
Local Ordinances	2	0	0	0	0	0	0	2
Rape of a Child	1	0	0	0	0	0	0	1
Reckless Endangerment	0	0	0	1	0	0	0	1
Forgery	0	0	0	1	0	0	0	1
Burglary	0	0	0	1	0	0	0	1
Unauthorized Use of a Vehicle	0	0	0	1	0	0	0	1
Criminal Attempt	0	0	0	1	0	0	0	1
Unlawful Carrying / Poss of a Weapon	1	0	0	0	0	0	0	1
Aggravated Criminal Trespass	1	0	0	0	0	0	0	1
Contempt of Court	0	0	0	1	0	0	0	1
Criminal Homicide	0	0	0	0	0	0	0	0
1st Degree Murder	0	0	0	0	0	0	0	0
2nd Degree Murder	0	0	0	0	0	0	0	0
Aggravated Rape	0	0	0	0	0	0	0	0
Aggravated Vehicular Homicide	0	0	0	0	0	0	0	0
Esp. Aggravated Robbery	0	0	0	0	0	0	0	0
Esp. Aggravated Kidnapping	0	0	0	0	0	0	0	0
Aggravated Robbery	0	0	0	0	0	0	0	0
Aggravated Kidnapping	0	0	0	0	0	0	0	0
Aggravated Child Abuse / Neglect	0	0	0	0	0	0	0	0
Aggravated Sexual Battery	0	0	0	0	0	0	0	0
Rape	0	0	0	0	0	0	0	0
Voluntary Manslaughter	0	0	0	0	0	0	0	0
Vehicular Homicide	0	0	0	0	0	0	0	0
Sexual Abuse of a Child	0	0	0	0	0	0	0	0
Aggravated Assault	0	0	0	0	0	0	0	0
Robbery	0	0	0	0	0	0	0	0
Criminally Negligent Homicide	0	0	0	0	0	0	0	0
Attempted Crime Against a Person	0	0	0	0	0	0	0	0
Aggravated Arson	0	0	0	0	0	0	0	0
Arson	0	0	0	0	0	0	0	0
Aggravated Burglary	0	0	0	0	0	0	0	0
Worthless Checks	0	0	0	0	0	0	0	0
Illegal Poss/Use of Credit/Debit Cards	0	0	0	0	0	0	0	0
Cruelty to Animals	0	0	0	0	0	0	0	0
Carrying Weapons on School Property	0	0	0	0	0	0	0	0
Escape	0	0	0	0	0	0	0	0
Driving Under Influence (DUI)	0	0	0	0	0	0	0	0

**TENNESSEE COUNCIL OF JUVENILE AND FAMILY COURT JUDGES  
2008 UNICOI COUNTY JUVENILE COURT STATISTICAL DATA**

**Referral Reasons by Type of Offense, Race and Sex for CY 2008**

	White Male	African American Male	Other Race Male	White Female	African American Female	Other Race Female	Unknown Race or Sex	Total
<b><u>Delinquent</u></b>								
Possession/Consumption of Alcohol	0	0	0	0	0	0	0	0
Failure to Appear	0	0	0	0	0	0	0	0
Filing a False Police Report	0	0	0	0	0	0	0	0
Criminal Impersonation	0	0	0	0	0	0	0	0
Criminal Trespass	0	0	0	0	0	0	0	0
Gambling	0	0	0	0	0	0	0	0
Violation of Wildlife Regulations	0	0	0	0	0	0	0	0
Violation of Aftercare	0	0	0	0	0	0	0	0
<b>Totals</b>	101	0	1	55	0	0	2	159
<b><u>Status</u></b>								
Truancy	50	0	1	30	0	0	3	84
Unruly Behavior	20	0	0	19	0	0	1	40
Possession of Tobacco Products	27	0	0	2	0	0	0	29
Violation of a Valid Court Order	4	0	0	1	0	0	0	5
Violation of Curfew	3	0	0	1	0	0	1	5
In-State Runaway	1	0	0	0	0	0	0	1
Out-of-State Runaway	0	0	0	0	0	0	0	0
<b>Totals</b>	105	0	1	53	0	0	5	164
<b><u>Dependency and Neglect</u></b>								
Dependency / Neglect	2	0	0	0	0	0	0	2
Termination of Parental Rights	0	0	0	2	0	0	0	2
Sexually Abused Child	0	0	0	0	0	0	0	0
Physically Abused Child	0	0	0	0	0	0	0	0
<b>Totals</b>	2	0	0	2	0	0	0	4
<b><u>Other Violations</u></b>								
Violation of Pretrial Diversion	0	0	0	0	0	0	0	0
Violation of Informal Adjustment	0	0	0	0	0	0	0	0
<b>Totals</b>	0	0	0	0	0	0	0	0
<b><u>Special Proceedings</u></b>								
Custody	33	0	1	35	0	0	1	70
Visitation	6	0	0	5	0	0	0	11
Paternity / Legitimation	0	0	0	1	0	0	0	1
Judicial Review	0	0	0	0	0	0	0	0
Administrative Review	0	0	0	0	0	0	0	0
Foster Care Review	0	0	0	0	0	0	0	0
Child Support	0	0	0	0	0	0	0	0
Request for Medical Treatment	0	0	0	0	0	0	0	0
Consent to Marry	0	0	0	0	0	0	0	0
<b>Totals</b>	39	0	1	41	0	0	1	82
<b><u>Other</u></b>								
Other	2	0	0	3	0	0	0	5
<b>Totals</b>	2	0	0	3	0	0	0	5
<b>All Referral Totals</b>	249	0	3	154	0	0	8	414

**TENNESSEE COUNCIL OF JUVENILE AND FAMILY COURT JUDGES  
2008 UNICOI COUNTY JUVENILE COURT STATISTICAL DATA**

**Top 4 Referral Reasons by Race and Sex for CY 2008**

<b>Sex</b>	<b>Race</b>	<b>Referral Reason</b>	<b>Total</b>
<b>Male</b>			
	White	1. Truancy	<b>50</b>
		2. Custody	<b>33</b>
		3. Possession of Tobacco Products	<b>27</b>
		4. Public Intoxication	<b>24</b>
	Other Race	1. Public Intoxication	<b>1</b>
		2. Truancy	<b>1</b>
		3. Custody	<b>1</b>
<b>Female</b>			
	White	1. Custody	<b>35</b>
		2. Truancy	<b>30</b>
		3. Violation of Probation	<b>22</b>
		4. Unruly Behavior	<b>19</b>
<b>Unknown</b>			
	Unknown	1. Truancy	<b>3</b>
		2. Violation of Curfew	<b>1</b>
		3. Assault	<b>1</b>
		4. Custody	<b>1</b>



**TENNESSEE COUNCIL OF JUVENILE AND FAMILY COURT JUDGES  
2008 UNICOI COUNTY JUVENILE COURT STATISTICAL DATA**

**Top 4 Referral Reasons by Race and Sex and by Type of Offense for CY 2008**

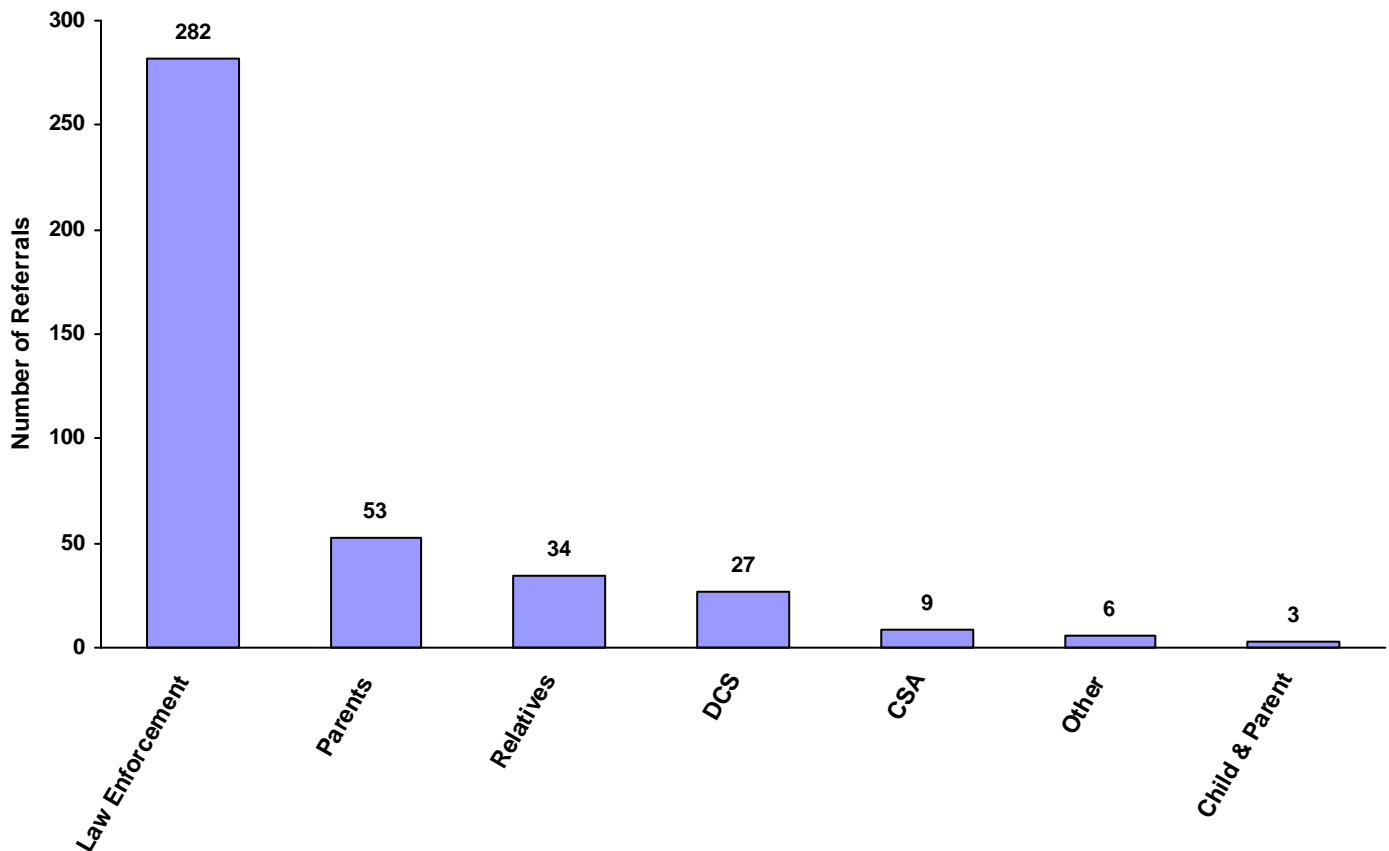
<b>Sex</b>	<b>Race</b>	<b>Referral Type</b>	<b>Referral Reason</b>	<b>Total</b>
Male	White	Delinquent	1. Public Intoxication	24
			2. Traffic	18
			3. Violation of Probation	13
			4. Other Drug Offenses	11
		Status	1. Truancy	50
			2. Possession of Tobacco Products	27
			3. Unruly Behavior	20
			4. Violation of a Valid Court Order	4
		Dependency and Neglect	1. Dependency / Neglect	2
			Special Proceedings	33
		Special Proceedings	1. Custody	6
			2. Visitation	6
		Other	1. Other	2
Male	Other Race	Delinquent	1. Public Intoxication	1
		Status	1. Truancy	1
		Special Proceedings	1. Custody	1
Female	White	Delinquent	1. Violation of Probation	22
			2. Public Intoxication	10
			3. Possession of Controlled Substances	4
			4. Traffic	4
		Status	1. Truancy	30
			2. Unruly Behavior	19
			3. Possession of Tobacco Products	2
			4. Violation of a Valid Court Order	1
		Dependency and Neglect	1. Termination of Parental Rights	2
			Special Proceedings	35
		Special Proceedings	1. Custody	5
			2. Visitation	5
		Other	3. Paternity / Legitimation	1
1. Other	3			
Unknown	Unknown	Delinquent	1. Assault	1
			2. Traffic	1
		Status	1. Truancy	3
			2. Unruly Behavior	1
		Special Proceedings	3. Violation of Curfew	1
			1. Custody	1

**TENNESSEE COUNCIL OF JUVENILE AND FAMILY COURT JUDGES  
2008 UNICOI COUNTY JUVENILE COURT STATISTICAL DATA**

**Source of Referrals by Race and Sex for CY 2008**

	White Male	African American Male	Other Race Male	White Female	African American Female	Other Race Female	Unknown Race or Sex	Total	% of Total Referrals
Law Enforcement	190	0	2	84	0	0	6	282	68.12%
Parents	27	0	0	25	0	0	1	53	12.80%
Relatives	15	0	1	18	0	0	0	34	8.21%
Self	0	0	0	0	0	0	0	0	0.00%
School	0	0	0	0	0	0	0	0	0.00%
CSA	5	0	0	4	0	0	0	9	2.17%
DCS	8	0	0	19	0	0	0	27	6.52%
Other State Department	0	0	0	0	0	0	0	0	0.00%
District Attorney's Office	0	0	0	0	0	0	0	0	0.00%
Court Staff	0	0	0	0	0	0	0	0	0.00%
Social Agency	0	0	0	0	0	0	0	0	0.00%
Other Court	0	0	0	0	0	0	0	0	0.00%
Victim	0	0	0	0	0	0	0	0	0.00%
Child & Parent	1	0	0	1	0	0	1	3	0.72%
Hospital	0	0	0	0	0	0	0	0	0.00%
Unknown	0	0	0	0	0	0	0	0	0.00%
Other	3	0	0	3	0	0	0	6	1.45%
<b>Totals</b>	<b>249</b>	<b>0</b>	<b>3</b>	<b>154</b>	<b>0</b>	<b>0</b>	<b>8</b>	<b>414</b>	

**Total Source of Referrals**



**TENNESSEE COUNCIL OF JUVENILE AND FAMILY COURT JUDGES  
2008 UNICOI COUNTY JUVENILE COURT STATISTICAL DATA**

**Six Most Frequent Referral Reasons by Source, Race and Sex for CY 2008**

	White Male	African American Male	Other Race Male	White Female	African American Female	Other Race Female	Unknown Race or Sex	Total
<b><u>Law Enforcement</u></b>								
1. Truancy	47	0	1	29	0	0	3	80
2. Public Intoxication	24	0	1	10	0	0	0	35
3. Unruly Behavior	19	0	0	15	0	0	1	35
4. Possession of Tobacco Products	27	0	0	2	0	0	0	29
5. Traffic	18	0	0	4	0	0	1	23
6. Other Drug Offenses	11	0	0	3	0	0	0	14
<b><u>Parents</u></b>								
1. Custody	16	0	0	13	0	0	1	30
2. Visitation	6	0	0	5	0	0	0	11
3. Unruly Behavior	1	0	0	4	0	0	0	5
4. Truancy	2	0	0	1	0	0	0	3
5. Dependency / Neglect	1	0	0	0	0	0	0	1
6. Other	0	0	0	1	0	0	0	1
<b><u>Relatives</u></b>								
1. Custody	14	0	1	16	0	0	0	31
2. Termination of Parental Rights	0	0	0	2	0	0	0	2
3. Dependency / Neglect	1	0	0	0	0	0	0	1
4. NO REFERRAL SUBMITTED	0	0	0	0	0	0	0	0
<b><u>Self</u></b>								
1. NO REFERRAL SUBMITTED	0	0	0	0	0	0	0	0
<b><u>School</u></b>								
1. NO REFERRAL SUBMITTED	0	0	0	0	0	0	0	0
<b><u>Community Service Agencies</u></b>								
1. Violation of Probation	3	0	0	4	0	0	0	7
2. Vandalism	1	0	0	0	0	0	0	1
3. Violation of a Valid Court Order	1	0	0	0	0	0	0	1
4. NO REFERRAL SUBMITTED	0	0	0	0	0	0	0	0
<b><u>Department of Children's Services</u></b>								
1. Violation of Probation	8	0	0	17	0	0	0	25
2. Custody	0	0	0	2	0	0	0	2
3. NO REFERRAL SUBMITTED	0	0	0	0	0	0	0	0
<b><u>Other State Department</u></b>								
1. NO REFERRAL SUBMITTED	0	0	0	0	0	0	0	0
<b><u>District Attorney's Office</u></b>								
1. NO REFERRAL SUBMITTED	0	0	0	0	0	0	0	0
<b><u>Court Staff</u></b>								
1. NO REFERRAL SUBMITTED	0	0	0	0	0	0	0	0

**TENNESSEE COUNCIL OF JUVENILE AND FAMILY COURT JUDGES  
2008 UNICOI COUNTY JUVENILE COURT STATISTICAL DATA**

**Six Most Frequent Referral Reasons by Source, Race and Sex for CY 2008**

	White Male	African American Male	Other Race Male	White Female	African American Female	Other Race Female	Unknown Race or Sex	Total
<b><u>Social Agency</u></b>								
1. NO REFERRAL SUBMITTED	0	0	0	0	0	0	0	0
<b><u>Other Court</u></b>								
1. NO REFERRAL SUBMITTED	0	0	0	0	0	0	0	0
<b><u>Victim</u></b>								
1. NO REFERRAL SUBMITTED	0	0	0	0	0	0	0	0
<b><u>Child &amp; Parent</u></b>								
1. Assault	0	0	0	0	0	0	1	1
2. Custody	0	0	0	1	0	0	0	1
3. Harassment	1	0	0	0	0	0	0	1
4. NO REFERRAL SUBMITTED	0	0	0	0	0	0	0	0
<b><u>Hospital</u></b>								
1. NO REFERRAL SUBMITTED	0	0	0	0	0	0	0	0
<b><u>Unknown</u></b>								
1. NO REFERRAL SUBMITTED	0	0	0	0	0	0	0	0
<b><u>Other</u></b>								
1. Violation of Probation	2	0	0	1	0	0	0	3
2. Custody	0	0	0	2	0	0	0	2
3. Truancy	1	0	0	0	0	0	0	1
4. NO REFERRAL SUBMITTED	0	0	0	0	0	0	0	0

**TENNESSEE COUNCIL OF JUVENILE AND FAMILY COURT JUDGES  
2008 UNICOI COUNTY JUVENILE COURT STATISTICAL DATA**

**Source of Referrals by Type of Offense, Race and Sex for CY 2008**

	White Male	African American Male	Other Race Male	White Female	African American Female	Other Race Female	Unknown Race or Sex	Total
<b><u>Delinquent</u></b>								
Law Enforcement	85	0	1	33	0	0	1	120
DCS	8	0	0	17	0	0	0	25
CSA	4	0	0	4	0	0	0	8
Other	2	0	0	1	0	0	0	3
Child & Parent	1	0	0	0	0	0	1	2
Parents	1	0	0	0	0	0	0	1
Court Staff	0	0	0	0	0	0	0	0
District Attorney's Office	0	0	0	0	0	0	0	0
Hospital	0	0	0	0	0	0	0	0
Other Court	0	0	0	0	0	0	0	0
Other State Department	0	0	0	0	0	0	0	0
Relatives	0	0	0	0	0	0	0	0
School	0	0	0	0	0	0	0	0
Self	0	0	0	0	0	0	0	0
Social Agency	0	0	0	0	0	0	0	0
Unknown	0	0	0	0	0	0	0	0
Victim	0	0	0	0	0	0	0	0
<b>Totals</b>	<b>101</b>	<b>0</b>	<b>1</b>	<b>55</b>	<b>0</b>	<b>0</b>	<b>2</b>	<b>159</b>

	White Male	African American Male	Other Race Male	White Female	African American Female	Other Race Female	Unknown Race or Sex	Total
<b><u>Status/Unruly</u></b>								
Law Enforcement	100	0	1	48	0	0	5	154
Parents	3	0	0	5	0	0	0	8
CSA	1	0	0	0	0	0	0	1
Other	1	0	0	0	0	0	0	1
Child & Parent	0	0	0	0	0	0	0	0
Court Staff	0	0	0	0	0	0	0	0
DCS	0	0	0	0	0	0	0	0
District Attorney's Office	0	0	0	0	0	0	0	0
Hospital	0	0	0	0	0	0	0	0
Other Court	0	0	0	0	0	0	0	0
Other State Department	0	0	0	0	0	0	0	0
Relatives	0	0	0	0	0	0	0	0
School	0	0	0	0	0	0	0	0
Self	0	0	0	0	0	0	0	0
Social Agency	0	0	0	0	0	0	0	0
Unknown	0	0	0	0	0	0	0	0
Victim	0	0	0	0	0	0	0	0
<b>Totals</b>	<b>105</b>	<b>0</b>	<b>1</b>	<b>53</b>	<b>0</b>	<b>0</b>	<b>5</b>	<b>164</b>

**TENNESSEE COUNCIL OF JUVENILE AND FAMILY COURT JUDGES  
2008 UNICOI COUNTY JUVENILE COURT STATISTICAL DATA**

**Source of Referrals by Type of Offense, Race and Sex for CY 2008**

	White Male	African American Male	Other Race Male	White Female	African American Female	Other Race Female	Unknown Race or Sex	Total
<b><u>Dependency and Neglect</u></b>								
Relatives	1	0	0	2	0	0	0	3
Parents	1	0	0	0	0	0	0	1
Child & Parent	0	0	0	0	0	0	0	0
Court Staff	0	0	0	0	0	0	0	0
CSA	0	0	0	0	0	0	0	0
DCS	0	0	0	0	0	0	0	0
District Attorney's Office	0	0	0	0	0	0	0	0
Hospital	0	0	0	0	0	0	0	0
Law Enforcement	0	0	0	0	0	0	0	0
Other	0	0	0	0	0	0	0	0
Other Court	0	0	0	0	0	0	0	0
Other State Department	0	0	0	0	0	0	0	0
School	0	0	0	0	0	0	0	0
Self	0	0	0	0	0	0	0	0
Social Agency	0	0	0	0	0	0	0	0
Unknown	0	0	0	0	0	0	0	0
Victim	0	0	0	0	0	0	0	0
<b>Totals</b>	<b>2</b>	<b>0</b>	<b>0</b>	<b>2</b>	<b>0</b>	<b>0</b>	<b>0</b>	<b>4</b>

<b><u>Other Violations</u></b>								
Child & Parent	0	0	0	0	0	0	0	0
Court Staff	0	0	0	0	0	0	0	0
CSA	0	0	0	0	0	0	0	0
DCS	0	0	0	0	0	0	0	0
District Attorney's Office	0	0	0	0	0	0	0	0
Hospital	0	0	0	0	0	0	0	0
Law Enforcement	0	0	0	0	0	0	0	0
Other	0	0	0	0	0	0	0	0
Other Court	0	0	0	0	0	0	0	0
Other State Department	0	0	0	0	0	0	0	0
Parents	0	0	0	0	0	0	0	0
Relatives	0	0	0	0	0	0	0	0
School	0	0	0	0	0	0	0	0
Self	0	0	0	0	0	0	0	0
Social Agency	0	0	0	0	0	0	0	0
Unknown	0	0	0	0	0	0	0	0
Victim	0	0	0	0	0	0	0	0
<b>Totals</b>	<b>0</b>	<b>0</b>	<b>0</b>	<b>0</b>	<b>0</b>	<b>0</b>	<b>0</b>	<b>0</b>

**TENNESSEE COUNCIL OF JUVENILE AND FAMILY COURT JUDGES  
2008 UNICOI COUNTY JUVENILE COURT STATISTICAL DATA**

**Source of Referrals by Type of Offense, Race and Sex for CY 2008**

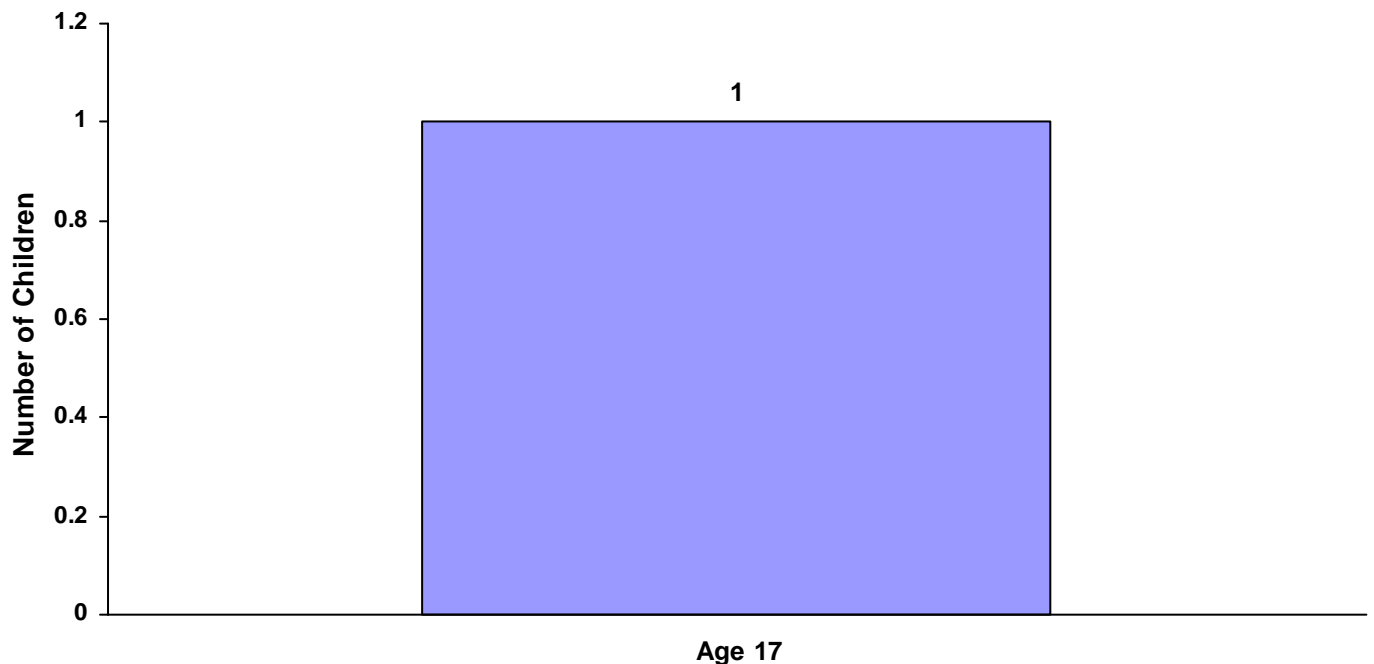
	White Male	African American Male	Other Race Male	White Female	African American Female	Other Race Female	Unknown Race or Sex	Total
<b><u>Special Proceedings</u></b>								
Parents	22	0	0	19	0	0	1	42
Relatives	14	0	1	16	0	0	0	31
Law Enforcement	3	0	0	1	0	0	0	4
DCS	0	0	0	2	0	0	0	2
Other	0	0	0	2	0	0	0	2
Child & Parent	0	0	0	1	0	0	0	1
Court Staff	0	0	0	0	0	0	0	0
CSA	0	0	0	0	0	0	0	0
District Attorney's Office	0	0	0	0	0	0	0	0
Hospital	0	0	0	0	0	0	0	0
Other Court	0	0	0	0	0	0	0	0
Other State Department	0	0	0	0	0	0	0	0
School	0	0	0	0	0	0	0	0
Self	0	0	0	0	0	0	0	0
Social Agency	0	0	0	0	0	0	0	0
Unknown	0	0	0	0	0	0	0	0
Victim	0	0	0	0	0	0	0	0
<b>Totals</b>	<b>39</b>	<b>0</b>	<b>1</b>	<b>41</b>	<b>0</b>	<b>0</b>	<b>1</b>	<b>82</b>
<b><u>Other</u></b>								
Law Enforcement	2	0	0	2	0	0	0	4
Parents	0	0	0	1	0	0	0	1
Child & Parent	0	0	0	0	0	0	0	0
Court Staff	0	0	0	0	0	0	0	0
CSA	0	0	0	0	0	0	0	0
DCS	0	0	0	0	0	0	0	0
District Attorney's Office	0	0	0	0	0	0	0	0
Hospital	0	0	0	0	0	0	0	0
Other	0	0	0	0	0	0	0	0
Other Court	0	0	0	0	0	0	0	0
Other State Department	0	0	0	0	0	0	0	0
Relatives	0	0	0	0	0	0	0	0
School	0	0	0	0	0	0	0	0
Self	0	0	0	0	0	0	0	0
Social Agency	0	0	0	0	0	0	0	0
Unknown	0	0	0	0	0	0	0	0
Victim	0	0	0	0	0	0	0	0
<b>Totals</b>	<b>2</b>	<b>0</b>	<b>0</b>	<b>3</b>	<b>0</b>	<b>0</b>	<b>0</b>	<b>5</b>
<b>All Referral Source Totals</b>	<b>249</b>	<b>0</b>	<b>3</b>	<b>154</b>	<b>0</b>	<b>0</b>	<b>8</b>	<b>414</b>

**TENNESSEE COUNCIL OF JUVENILE AND FAMILY COURT JUDGES  
2008 UNICOI COUNTY JUVENILE COURT STATISTICAL DATA**

**Children Referred for Unlawful Carrying/Possession of a Weapon for CY 2008  
Total Children = 268**

	White Male	African American Male	Other Race Male	White Female	African American Female	Other Race Female	Unknown Race or Sex	Total	% of All Children Referred
Age Under 1	0	0	0	0	0	0	0	0	0.00%
Age 1	0	0	0	0	0	0	0	0	0.00%
Age 2	0	0	0	0	0	0	0	0	0.00%
Age 3	0	0	0	0	0	0	0	0	0.00%
Age 4	0	0	0	0	0	0	0	0	0.00%
Age 5	0	0	0	0	0	0	0	0	0.00%
Age 6	0	0	0	0	0	0	0	0	0.00%
Age 7	0	0	0	0	0	0	0	0	0.00%
Age 8	0	0	0	0	0	0	0	0	0.00%
Age 9	0	0	0	0	0	0	0	0	0.00%
Age 10	0	0	0	0	0	0	0	0	0.00%
Age 11	0	0	0	0	0	0	0	0	0.00%
Age 12	0	0	0	0	0	0	0	0	0.00%
Age 13	0	0	0	0	0	0	0	0	0.00%
Age 14	0	0	0	0	0	0	0	0	0.00%
Age 15	0	0	0	0	0	0	0	0	0.00%
Age 16	0	0	0	0	0	0	0	0	0.00%
Age 17	1	0	0	0	0	0	0	1	0.37%
Age 18	0	0	0	0	0	0	0	0	0.00%
Age 19 and Over	0	0	0	0	0	0	0	0	0.00%
<b>Totals</b>	<b>1</b>	<b>0</b>	<b>0</b>	<b>0</b>	<b>0</b>	<b>0</b>	<b>0</b>	<b>1</b>	

**Total Children Referred for Unlawfully Carrying/Possessing Weapons**





**TENNESSEE COUNCIL OF JUVENILE AND FAMILY COURT JUDGES  
2008 UNICOI COUNTY JUVENILE COURT STATISTICAL DATA**

**Children Referred for Carrying Weapons on School Property for CY 2008**

**Total Children = 268**

	<b>White Male</b>	<b>African American Male</b>	<b>Other Race Male</b>	<b>White Female</b>	<b>African American Female</b>	<b>Other Race Female</b>	<b>Unknown Race or Sex</b>	<b>Total</b>	<b>% of Children Referred</b>
Age Under 1	0	0	0	0	0	0	0	0	0.00%
Age 1	0	0	0	0	0	0	0	0	0.00%
Age 2	0	0	0	0	0	0	0	0	0.00%
Age 3	0	0	0	0	0	0	0	0	0.00%
Age 4	0	0	0	0	0	0	0	0	0.00%
Age 5	0	0	0	0	0	0	0	0	0.00%
Age 6	0	0	0	0	0	0	0	0	0.00%
Age 7	0	0	0	0	0	0	0	0	0.00%
Age 8	0	0	0	0	0	0	0	0	0.00%
Age 9	0	0	0	0	0	0	0	0	0.00%
Age 10	0	0	0	0	0	0	0	0	0.00%
Age 11	0	0	0	0	0	0	0	0	0.00%
Age 12	0	0	0	0	0	0	0	0	0.00%
Age 13	0	0	0	0	0	0	0	0	0.00%
Age 14	0	0	0	0	0	0	0	0	0.00%
Age 15	0	0	0	0	0	0	0	0	0.00%
Age 16	0	0	0	0	0	0	0	0	0.00%
Age 17	0	0	0	0	0	0	0	0	0.00%
Age 18	0	0	0	0	0	0	0	0	0.00%
Age 19 and Over	0	0	0	0	0	0	0	0	0.00%
<b>Totals</b>	<b>0</b>	<b>0</b>	<b>0</b>	<b>0</b>	<b>0</b>	<b>0</b>	<b>0</b>	<b>0</b>	

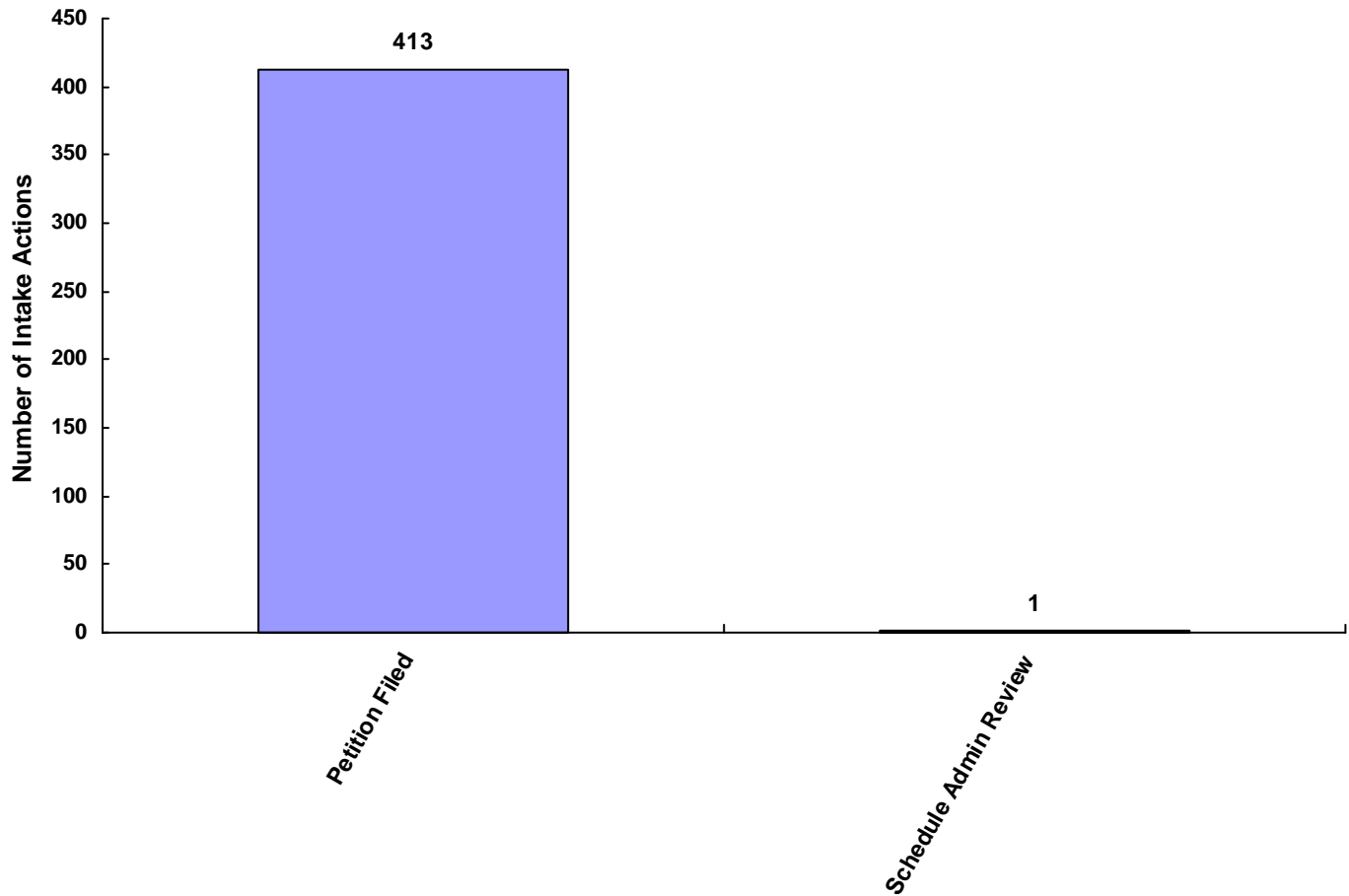
**Total Children Referred for Carrying Weapons on School Property**

**TENNESSEE COUNCIL OF JUVENILE AND FAMILY COURT JUDGES  
2008 UNICOI COUNTY JUVENILE COURT STATISTICAL DATA**

**Intake Actions at Referral by Race and Sex for CY 2008**

	White Male	African American Male	Other Race Male	White Female	African American Female	Other Race Female	Unknown Race or Sex	Total	% of Total Referrals
Petition Filed	249	0	3	153	0	0	8	413	99.76%
Motion Filed	0	0	0	0	0	0	0	0	0.00%
Citation Processed	0	0	0	0	0	0	0	0	0.00%
Paternity Processed Notice	0	0	0	0	0	0	0	0	0.00%
Schedule Judicial Review	0	0	0	0	0	0	0	0	0.00%
Schedule Admin Review	0	0	0	1	0	0	0	1	0.24%
Schedule Foster Care Review	0	0	0	0	0	0	0	0	0.00%
Unknown	0	0	0	0	0	0	0	0	0.00%
Does Not Apply	0	0	0	0	0	0	0	0	0.00%
Other	0	0	0	0	0	0	0	0	0.00%
<b>Totals</b>	<b>249</b>	<b>0</b>	<b>3</b>	<b>154</b>	<b>0</b>	<b>0</b>	<b>8</b>	<b>414</b>	

**Total Intake Actions at Referral**



**TENNESSEE COUNCIL OF JUVENILE AND FAMILY COURT JUDGES  
2008 UNICOI COUNTY JUVENILE COURT STATISTICAL DATA**

**Intake Actions of Referrals by Class of Offense, Race and Sex for CY 2008**

	White Male	African American Male	Other Race Male	White Female	African American Female	Other Race Female	Unknown Race or Sex	Total
<b><u>Offenses Against Persons</u></b>								
Petition Filed	6	0	0	4	0	0	1	11
Motion Filed	0	0	0	0	0	0	0	0
Citation Processed	0	0	0	0	0	0	0	0
Notification of Paternity Processed	0	0	0	0	0	0	0	0
Scheduling of Judicial Review	0	0	0	0	0	0	0	0
Scheduling of Administrative Review	0	0	0	0	0	0	0	0
Scheduling of Foster Care Review	0	0	0	0	0	0	0	0
Unknown	0	0	0	0	0	0	0	0
Does Not Apply	0	0	0	0	0	0	0	0
Other	0	0	0	0	0	0	0	0
<b>Totals</b>	<b>6</b>	<b>0</b>	<b>0</b>	<b>4</b>	<b>0</b>	<b>0</b>	<b>1</b>	<b>11</b>

<b><u>Offenses Against Property</u></b>								
Petition Filed	7	0	0	4	0	0	0	11
Motion Filed	0	0	0	0	0	0	0	0
Citation Processed	0	0	0	0	0	0	0	0
Notification of Paternity Processed	0	0	0	0	0	0	0	0
Scheduling of Judicial Review	0	0	0	0	0	0	0	0
Scheduling of Administrative Review	0	0	0	0	0	0	0	0
Scheduling of Foster Care Review	0	0	0	0	0	0	0	0
Unknown	0	0	0	0	0	0	0	0
Does Not Apply	0	0	0	0	0	0	0	0
Other	0	0	0	0	0	0	0	0
<b>Totals</b>	<b>7</b>	<b>0</b>	<b>0</b>	<b>4</b>	<b>0</b>	<b>0</b>	<b>0</b>	<b>11</b>

<b><u>Illegal Conduct</u></b>								
Petition Filed	88	0	1	47	0	0	1	137
Motion Filed	0	0	0	0	0	0	0	0
Citation Processed	0	0	0	0	0	0	0	0
Notification of Paternity Processed	0	0	0	0	0	0	0	0
Scheduling of Judicial Review	0	0	0	0	0	0	0	0
Scheduling of Administrative Review	0	0	0	0	0	0	0	0
Scheduling of Foster Care Review	0	0	0	0	0	0	0	0
Unknown	0	0	0	0	0	0	0	0
Does Not Apply	0	0	0	0	0	0	0	0
Other	0	0	0	0	0	0	0	0
<b>Totals</b>	<b>88</b>	<b>0</b>	<b>1</b>	<b>47</b>	<b>0</b>	<b>0</b>	<b>1</b>	<b>137</b>

**TENNESSEE COUNCIL OF JUVENILE AND FAMILY COURT JUDGES  
2008 UNICOI COUNTY JUVENILE COURT STATISTICAL DATA**

**Intake Actions of Referrals by Class of Offense, Race and Sex for CY 2008**

	White Male	African American Male	Other Race Male	White Female	African American Female	Other Race Female	Unknown Race or Sex	Total
<b><u>Status Offenses</u></b>								
Petition Filed	105	0	1	53	0	0	5	164
Motion Filed	0	0	0	0	0	0	0	0
Citation Processed	0	0	0	0	0	0	0	0
Notification of Paternity Processed	0	0	0	0	0	0	0	0
Scheduling of Judicial Review	0	0	0	0	0	0	0	0
Scheduling of Administrative Review	0	0	0	0	0	0	0	0
Scheduling of Foster Care Review	0	0	0	0	0	0	0	0
Unknown	0	0	0	0	0	0	0	0
Does Not Apply	0	0	0	0	0	0	0	0
Other	0	0	0	0	0	0	0	0
<b>Totals</b>	<b>105</b>	<b>0</b>	<b>1</b>	<b>53</b>	<b>0</b>	<b>0</b>	<b>5</b>	<b>164</b>

<b><u>Dependency/Neglect</u></b>								
Petition Filed	2	0	0	2	0	0	0	4
Motion Filed	0	0	0	0	0	0	0	0
Citation Processed	0	0	0	0	0	0	0	0
Notification of Paternity Processed	0	0	0	0	0	0	0	0
Scheduling of Judicial Review	0	0	0	0	0	0	0	0
Scheduling of Administrative Review	0	0	0	0	0	0	0	0
Scheduling of Foster Care Review	0	0	0	0	0	0	0	0
Unknown	0	0	0	0	0	0	0	0
Does Not Apply	0	0	0	0	0	0	0	0
Other	0	0	0	0	0	0	0	0
<b>Totals</b>	<b>2</b>	<b>0</b>	<b>0</b>	<b>2</b>	<b>0</b>	<b>0</b>	<b>0</b>	<b>4</b>

<b><u>Other Violation Proceedings</u></b>								
Petition Filed	0	0	0	0	0	0	0	0
Motion Filed	0	0	0	0	0	0	0	0
Citation Processed	0	0	0	0	0	0	0	0
Notification of Paternity Processed	0	0	0	0	0	0	0	0
Scheduling of Judicial Review	0	0	0	0	0	0	0	0
Scheduling of Administrative Review	0	0	0	0	0	0	0	0
Scheduling of Foster Care Review	0	0	0	0	0	0	0	0
Unknown	0	0	0	0	0	0	0	0
Does Not Apply	0	0	0	0	0	0	0	0
Other	0	0	0	0	0	0	0	0
<b>Totals</b>	<b>0</b>	<b>0</b>	<b>0</b>	<b>0</b>	<b>0</b>	<b>0</b>	<b>0</b>	<b>0</b>

**TENNESSEE COUNCIL OF JUVENILE AND FAMILY COURT JUDGES  
2008 UNICOI COUNTY JUVENILE COURT STATISTICAL DATA**

**Intake Actions of Referrals by Class of Offense, Race and Sex for CY 2008**

	White Male	African American Male	Other Race Male	White Female	African American Female	Other Race Female	Unknown Race or Sex	Total
<b><u>Parentage</u></b>								
Petition Filed	39	0	1	41	0	0	1	82
Motion Filed	0	0	0	0	0	0	0	0
Citation Processed	0	0	0	0	0	0	0	0
Notification of Paternity Processed	0	0	0	0	0	0	0	0
Scheduling of Judicial Review	0	0	0	0	0	0	0	0
Scheduling of Administrative Review	0	0	0	0	0	0	0	0
Scheduling of Foster Care Review	0	0	0	0	0	0	0	0
Unknown	0	0	0	0	0	0	0	0
Does Not Apply	0	0	0	0	0	0	0	0
Other	0	0	0	0	0	0	0	0
<b>Totals</b>	<b>39</b>	<b>0</b>	<b>1</b>	<b>41</b>	<b>0</b>	<b>0</b>	<b>1</b>	<b>82</b>
<b><u>Special Proceedings</u></b>								
Petition Filed	0	0	0	0	0	0	0	0
Motion Filed	0	0	0	0	0	0	0	0
Citation Processed	0	0	0	0	0	0	0	0
Notification of Paternity Processed	0	0	0	0	0	0	0	0
Scheduling of Judicial Review	0	0	0	0	0	0	0	0
Scheduling of Administrative Review	0	0	0	0	0	0	0	0
Scheduling of Foster Care Review	0	0	0	0	0	0	0	0
Unknown	0	0	0	0	0	0	0	0
Does Not Apply	0	0	0	0	0	0	0	0
Other	0	0	0	0	0	0	0	0
<b>Totals</b>	<b>0</b>	<b>0</b>	<b>0</b>	<b>0</b>	<b>0</b>	<b>0</b>	<b>0</b>	<b>0</b>
<b><u>Other</u></b>								
Petition Filed	2	0	0	2	0	0	0	4
Scheduling of Administrative Review	0	0	0	1	0	0	0	1
Motion Filed	0	0	0	0	0	0	0	0
Citation Processed	0	0	0	0	0	0	0	0
Notification of Paternity Processed	0	0	0	0	0	0	0	0
Scheduling of Judicial Review	0	0	0	0	0	0	0	0
Scheduling of Foster Care Review	0	0	0	0	0	0	0	0
Unknown	0	0	0	0	0	0	0	0
Does Not Apply	0	0	0	0	0	0	0	0
Other	0	0	0	0	0	0	0	0
<b>Totals</b>	<b>2</b>	<b>0</b>	<b>0</b>	<b>3</b>	<b>0</b>	<b>0</b>	<b>0</b>	<b>5</b>
<b>All Intake Action Totals</b>	<b>249</b>	<b>0</b>	<b>3</b>	<b>154</b>	<b>0</b>	<b>0</b>	<b>8</b>	<b>414</b>

**TENNESSEE COUNCIL OF JUVENILE AND FAMILY COURT JUDGES  
2008 UNICOI COUNTY JUVENILE COURT STATISTICAL DATA**

**Detention Statistics at Referral by Individual Child by Race and Sex for CY 2008**

	White Male	African American Male	Other Race Male	White Female	African American Female	Other Race Female	Unknown Race or Sex	Total	% of Total Children
Does Not Apply	138	0	3	98	0	0	5	244	91.04%
Juvenile Detention Facility	11	0	0	7	0	0	0	18	6.72%
Non-Secure Placement	2	0	0	3	0	0	1	6	2.24%
Jail - Complete Separation	0	0	0	0	0	0	0	0	0.00%
Jail - Partial Separation	0	0	0	0	0	0	0	0	0.00%
Jail - No Separation	0	0	0	0	0	0	0	0	0.00%
Psychiatric Hospital	0	0	0	0	0	0	0	0	0.00%
Unknown	0	0	0	0	0	0	0	0	0.00%
Other	0	0	0	0	0	0	0	0	0.00%
<b>Totals</b>	<b>151</b>	<b>0</b>	<b>3</b>	<b>108</b>	<b>0</b>	<b>0</b>	<b>6</b>	<b>268</b>	

**Detention Statistics at Referral by Individual Case for CY 2008**

	Cases	% of Total Cases
Does Not Apply	329	91.14%
Juvenile Detention Facility	25	6.93%
Non-Secure Placement	7	1.94%
Jail - Complete Separation	0	0.00%
Jail - Partial Separation	0	0.00%
Jail - No Separation	0	0.00%
Psychiatric Hospital	0	0.00%
Unknown	0	0.00%
Other	0	0.00%
	<b>361</b>	<b>100.00%</b>

Detention Statistics above are reported separately by Child and by Case. One child may have multiple cases.

Does Not Apply: Refers to cases not eligible for detention due to the type of Referral or the decision not to detain.

**TENNESSEE COUNCIL OF JUVENILE AND FAMILY COURT JUDGES  
2008 UNICOI COUNTY JUVENILE COURT STATISTICAL DATA**

**Placement after Secure Detention Hearing by Individual Child by Race and Sex for CY 2008**

	White Male	African American Male	Other Race Male	White Female	African American Female	Other Race Female	Unknown Race or Sex	Total	% of Total Children
Does Not Apply	140	0	3	100	0	0	6	249	92.91%
Returned to Prior Living Arr	8	0	0	5	0	0	0	13	4.85%
Shelter / Group Home	3	0	0	0	0	0	0	3	1.12%
Juvenile Detention Facility	0	0	0	1	0	0	0	1	0.37%
Foster Family Home	0	0	0	1	0	0	0	1	0.37%
Other	0	0	0	1	0	0	0	1	0.37%
Jail	0	0	0	0	0	0	0	0	0.00%
Psychiatric Hospital	0	0	0	0	0	0	0	0	0.00%
Unknown	0	0	0	0	0	0	0	0	0.00%
<b>Totals</b>	<b>151</b>	<b>0</b>	<b>3</b>	<b>108</b>	<b>0</b>	<b>0</b>	<b>6</b>	<b>268</b>	

**Placement after Secure Detention Hearing by Individual Case for CY 2008**

	Cases	% of Total Cases
Does Not Apply	335	92.80%
Returned to Prior Living Arrangement	18	4.99%
Shelter / Group Home	5	1.39%
Juvenile Detention Facility	1	0.28%
Foster Family Home	1	0.28%
Other	1	0.28%
Jail	0	0.00%
Psychiatric Hospital	0	0.00%
Unknown	0	0.00%
	<b>361</b>	<b>100.00%</b>

Detention Statistics above are reported separately by Child and by Case. One child may have multiple cases.

Does Not Apply: Refers to cases not eligible for detention due to the type of Referral or the decision not to detain.

**TENNESSEE COUNCIL OF JUVENILE AND FAMILY COURT JUDGES  
2008 UNICOI COUNTY JUVENILE COURT STATISTICAL DATA**

**Dispositional Procedures for CY 2008**

**Procedures used to Dispose or Adjust all Referrals**

	<b>Number</b>	<b>% of All Referrals</b>
Formally Adjudicated	330	79.71%
Informally Adjusted	2	0.48%
Transfer to Adult Court Hearings and Charges Cleared	2	0.48%
Otherwise Handled	80	19.32%
	<b>414</b>	<b>100.00%</b>

**Referrals Disposed by Formal Adjudicatory Proceedings**

	<b>Number</b>	<b>% of All Referrals</b>
Dismissed	71	17.15%
Retired / Nolle Prosequi	0	0.00%
Complaint Substantiated Delinquent	0	0.00%
Complaint Substantiated Status Offender	259	62.56%
Complaint Substantiated Dependent/Neglect	0	0.00%
Complaint Substantiated Abused	0	0.00%
Complaint Substantiated Mentally Ill	0	0.00%
	<b>330</b>	<b>79.71%</b>

**Referrals Disposed by Other Actions**

	<b>Number</b>	<b>% of All Referrals</b>
Informal Adjustment	2	0.48%
Transfer to Adult Court Hearing	1	0.24%
Charges Cleared by Transfer to Adult Court	1	0.24%
Pretrial Diversion	0	0.00%
Special Proceeding	3	0.72%
Review Concluded	2	0.48%
Case Held Open	1	0.24%
Other	74	17.87%
Unknown	0	0.00%
	<b>84</b>	<b>20.27%</b>

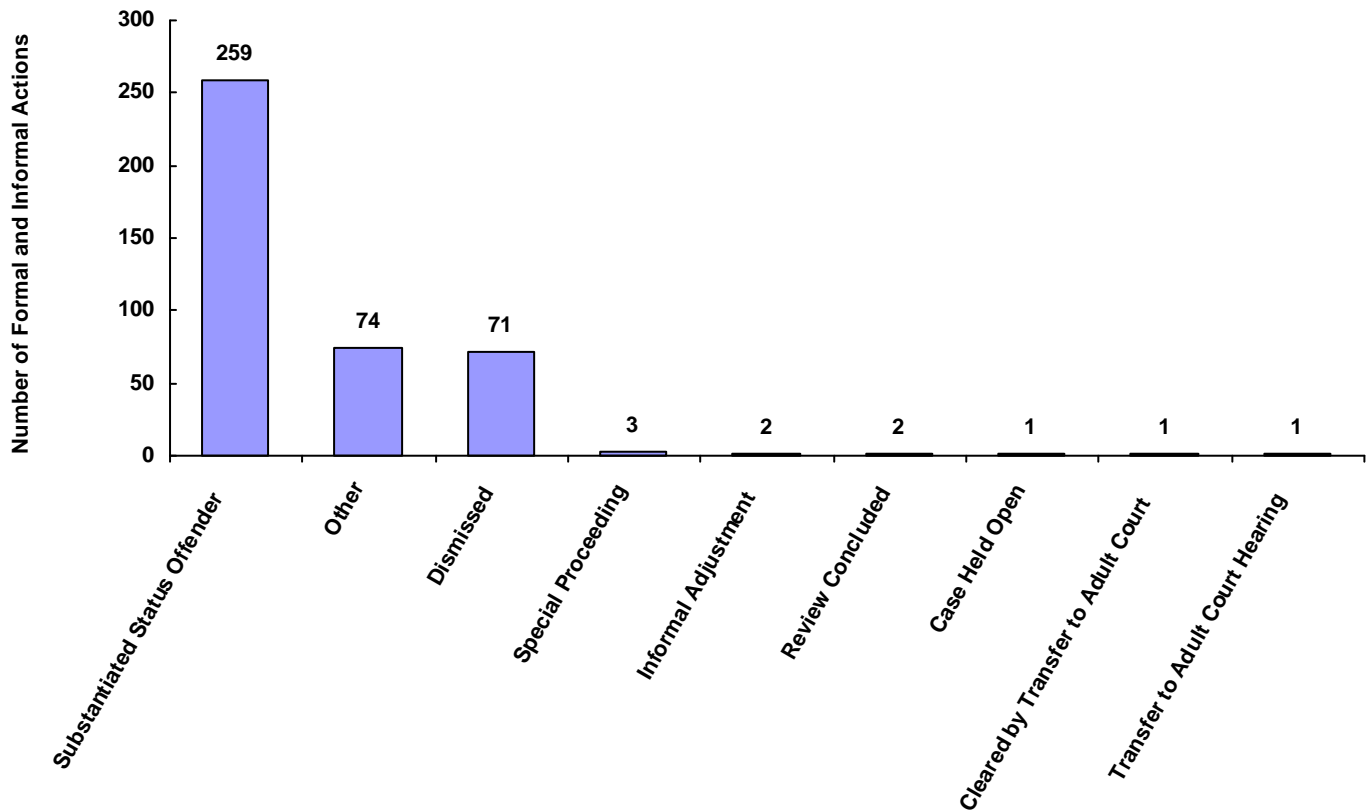


**TENNESSEE COUNCIL OF JUVENILE AND FAMILY COURT JUDGES  
2008 UNICOI COUNTY JUVENILE COURT STATISTICAL DATA**

**Formal and Informal Actions by Race and Sex for CY 2008**

	White Male	African American Male	Other Race Male	White Female	African American Female	Other Race Female	Unknown Race or Sex	Total	% of Total Referrals
Dismissed	49	0	0	22	0	0	0	71	17.15%
Retired / Nolle Prosequi	0	0	0	0	0	0	0	0	0.00%
Substantiated Delinquent	0	0	0	0	0	0	0	0	0.00%
Substantiated Status Offender	167	0	1	85	0	0	6	259	62.56%
Substantiated Dependent/Neglect	0	0	0	0	0	0	0	0	0.00%
Substantiated Abused	0	0	0	0	0	0	0	0	0.00%
Substantiated Mentally Ill	0	0	0	0	0	0	0	0	0.00%
Informal Adjustment	1	0	0	1	0	0	0	2	0.48%
Pretrial Diversion	0	0	0	0	0	0	0	0	0.00%
Transfer to Adult Court Hearing	0	0	0	1	0	0	0	1	0.24%
Cleared by Transfer to Adult Court	0	0	0	1	0	0	0	1	0.24%
Special Proceeding	0	0	0	3	0	0	0	3	0.72%
Review Concluded	0	0	0	2	0	0	0	2	0.48%
Case Held Open	0	0	0	0	0	0	1	1	0.24%
Unknown	0	0	0	0	0	0	0	0	0.00%
Other	32	0	2	39	0	0	1	74	17.87%
<b>Totals</b>	<b>249</b>	<b>0</b>	<b>3</b>	<b>154</b>	<b>0</b>	<b>0</b>	<b>8</b>	<b>414</b>	

**Total Formal and Informal Actions**



**TENNESSEE COUNCIL OF JUVENILE AND FAMILY COURT JUDGES  
2008 UNICOI COUNTY JUVENILE COURT STATISTICAL DATA**

**Formal and Informal Actions by Type of Offense, Race and Sex for CY 2008**

	White Male	African American Male	Other Race Male	White Female	African American Female	Other Race Female	Unknown Race or Sex	Total
<b><u>Delinquent</u></b>								
Complaint Substantiated Status Offender	71	0	0	43	0	0	2	116
Dismissed	29	0	0	9	0	0	0	38
Other	1	0	1	1	0	0	0	3
Transfer to Adult Court Hearing	0	0	0	1	0	0	0	1
Special Proceeding	0	0	0	1	0	0	0	1
Retired / Nolle Prosequi	0	0	0	0	0	0	0	0
Complaint Substantiated Delinquent	0	0	0	0	0	0	0	0
Complaint Substantiated Dependent/Neglect	0	0	0	0	0	0	0	0
Complaint Substantiated Abused	0	0	0	0	0	0	0	0
Complaint Substantiated Mentally Ill	0	0	0	0	0	0	0	0
Informal Adjustment	0	0	0	0	0	0	0	0
Pretrial Diversion	0	0	0	0	0	0	0	0
Charges Cleared by Transfer to Adult Court	0	0	0	0	0	0	0	0
Case Held Open	0	0	0	0	0	0	0	0
Unknown	0	0	0	0	0	0	0	0
<b>Totals</b>	<b>101</b>	<b>0</b>	<b>1</b>	<b>55</b>	<b>0</b>	<b>0</b>	<b>2</b>	<b>159</b>

	White Male	African American Male	Other Race Male	White Female	African American Female	Other Race Female	Unknown Race or Sex	Total
<b><u>Status</u></b>								
Complaint Substantiated Status Offender	91	0	1	39	0	0	4	135
Dismissed	12	0	0	9	0	0	0	21
Special Proceeding	0	0	0	2	0	0	0	2
Review Concluded	0	0	0	2	0	0	0	2
Other	1	0	0	1	0	0	0	2
Informal Adjustment	1	0	0	0	0	0	0	1
Case Held Open	0	0	0	0	0	0	1	1
Retired / Nolle Prosequi	0	0	0	0	0	0	0	0
Complaint Substantiated Delinquent	0	0	0	0	0	0	0	0
Complaint Substantiated Dependent/Neglect	0	0	0	0	0	0	0	0
Complaint Substantiated Abused	0	0	0	0	0	0	0	0
Complaint Substantiated Mentally Ill	0	0	0	0	0	0	0	0
Pretrial Diversion	0	0	0	0	0	0	0	0
Transfer to Adult Court Hearing	0	0	0	0	0	0	0	0
Charges Cleared by Transfer to Adult Court	0	0	0	0	0	0	0	0
Unknown	0	0	0	0	0	0	0	0
<b>Totals</b>	<b>105</b>	<b>0</b>	<b>1</b>	<b>53</b>	<b>0</b>	<b>0</b>	<b>5</b>	<b>164</b>

**TENNESSEE COUNCIL OF JUVENILE AND FAMILY COURT JUDGES  
2008 UNICOI COUNTY JUVENILE COURT STATISTICAL DATA**

**Formal and Informal Actions by Type of Offense, Race and Sex for CY 2008**

	White Male	African American Male	Other Race Male	White Female	African American Female	Other Race Female	Unknown Race or Sex	Total
<b><u>Dependency and Neglect</u></b>								
Other	1	0	0	2	0	0	0	3
Dismissed	1	0	0	0	0	0	0	1
Retired / Nolle Prosequi	0	0	0	0	0	0	0	0
Complaint Substantiated Delinquent	0	0	0	0	0	0	0	0
Complaint Substantiated Status Offender	0	0	0	0	0	0	0	0
Complaint Substantiated Dependent/Neglect	0	0	0	0	0	0	0	0
Complaint Substantiated Abused	0	0	0	0	0	0	0	0
Complaint Substantiated Mentally Ill	0	0	0	0	0	0	0	0
Informal Adjustment	0	0	0	0	0	0	0	0
Pretrial Diversion	0	0	0	0	0	0	0	0
Transfer to Adult Court Hearing	0	0	0	0	0	0	0	0
Charges Cleared by Transfer to Adult Court	0	0	0	0	0	0	0	0
Special Proceeding	0	0	0	0	0	0	0	0
Review Concluded	0	0	0	0	0	0	0	0
Case Held Open	0	0	0	0	0	0	0	0
Unknown	0	0	0	0	0	0	0	0
<b>Totals</b>	<b>2</b>	<b>0</b>	<b>0</b>	<b>2</b>	<b>0</b>	<b>0</b>	<b>0</b>	<b>4</b>
<b><u>Other Violations</u></b>								
Dismissed	0	0	0	0	0	0	0	0
Retired / Nolle Prosequi	0	0	0	0	0	0	0	0
Complaint Substantiated Delinquent	0	0	0	0	0	0	0	0
Complaint Substantiated Status Offender	0	0	0	0	0	0	0	0
Complaint Substantiated Dependent/Neglect	0	0	0	0	0	0	0	0
Complaint Substantiated Abused	0	0	0	0	0	0	0	0
Complaint Substantiated Mentally Ill	0	0	0	0	0	0	0	0
Informal Adjustment	0	0	0	0	0	0	0	0
Pretrial Diversion	0	0	0	0	0	0	0	0
Transfer to Adult Court Hearing	0	0	0	0	0	0	0	0
Charges Cleared by Transfer to Adult Court	0	0	0	0	0	0	0	0
Special Proceeding	0	0	0	0	0	0	0	0
Review Concluded	0	0	0	0	0	0	0	0
Case Held Open	0	0	0	0	0	0	0	0
Unknown	0	0	0	0	0	0	0	0
Other	0	0	0	0	0	0	0	0
<b>Totals</b>	<b>0</b>	<b>0</b>	<b>0</b>	<b>0</b>	<b>0</b>	<b>0</b>	<b>0</b>	<b>0</b>

**TENNESSEE COUNCIL OF JUVENILE AND FAMILY COURT JUDGES  
2008 UNICOI COUNTY JUVENILE COURT STATISTICAL DATA**

**Formal and Informal Actions by Type of Offense, Race and Sex for CY 2008**

	White Male	African American Male	Other Race Male	White Female	African American Female	Other Race Female	Unknown Race or Sex	Total
<b><u>Special Proceedings</u></b>								
Other	29	0	1	35	0	0	1	66
Dismissed	7	0	0	4	0	0	0	11
Complaint Substantiated Status Offender	3	0	0	1	0	0	0	4
Charges Cleared by Transfer to Adult Court	0	0	0	1	0	0	0	1
Retired / Nolle Prosequi	0	0	0	0	0	0	0	0
Complaint Substantiated Delinquent	0	0	0	0	0	0	0	0
Complaint Substantiated Dependent/Neglect	0	0	0	0	0	0	0	0
Complaint Substantiated Abused	0	0	0	0	0	0	0	0
Complaint Substantiated Mentally Ill	0	0	0	0	0	0	0	0
Informal Adjustment	0	0	0	0	0	0	0	0
Pretrial Diversion	0	0	0	0	0	0	0	0
Transfer to Adult Court Hearing	0	0	0	0	0	0	0	0
Special Proceeding	0	0	0	0	0	0	0	0
Review Concluded	0	0	0	0	0	0	0	0
Case Held Open	0	0	0	0	0	0	0	0
Unknown	0	0	0	0	0	0	0	0
<b>Totals</b>	<b>39</b>	<b>0</b>	<b>1</b>	<b>41</b>	<b>0</b>	<b>0</b>	<b>1</b>	<b>82</b>
<b><u>Other</u></b>								
Complaint Substantiated Status Offender	2	0	0	2	0	0	0	4
Informal Adjustment	0	0	0	1	0	0	0	1
Dismissed	0	0	0	0	0	0	0	0
Retired / Nolle Prosequi	0	0	0	0	0	0	0	0
Complaint Substantiated Delinquent	0	0	0	0	0	0	0	0
Complaint Substantiated Dependent/Neglect	0	0	0	0	0	0	0	0
Complaint Substantiated Abused	0	0	0	0	0	0	0	0
Complaint Substantiated Mentally Ill	0	0	0	0	0	0	0	0
Pretrial Diversion	0	0	0	0	0	0	0	0
Transfer to Adult Court Hearing	0	0	0	0	0	0	0	0
Charges Cleared by Transfer to Adult Court	0	0	0	0	0	0	0	0
Special Proceeding	0	0	0	0	0	0	0	0
Review Concluded	0	0	0	0	0	0	0	0
Case Held Open	0	0	0	0	0	0	0	0
Unknown	0	0	0	0	0	0	0	0
Other	0	0	0	0	0	0	0	0
<b>Totals</b>	<b>2</b>	<b>0</b>	<b>0</b>	<b>3</b>	<b>0</b>	<b>0</b>	<b>0</b>	<b>5</b>
<b>All Action Totals</b>	<b>249</b>	<b>0</b>	<b>3</b>	<b>154</b>	<b>0</b>	<b>0</b>	<b>8</b>	<b>414</b>

**TENNESSEE COUNCIL OF JUVENILE AND FAMILY COURT JUDGES  
2008 UNICOI COUNTY JUVENILE COURT STATISTICAL DATA**

**Formal and Informal Actions by Class of Referral, Race and Sex for CY 2008**

	White Male	African American Male	Other Race Male	White Female	African American Female	Other Race Female	Unknown Race or Sex	Total
<b><u>Offenses Against Persons</u></b>								
Complaint Substantiated Status Offender	5	0	0	4	0	0	1	10
Dismissed	1	0	0	0	0	0	0	1
Retired / Nolle Prosequi	0	0	0	0	0	0	0	0
Complaint Substantiated Delinquent	0	0	0	0	0	0	0	0
Complaint Substantiated Dependent/Neglect	0	0	0	0	0	0	0	0
Complaint Substantiated Abused	0	0	0	0	0	0	0	0
Complaint Substantiated Mentally Ill	0	0	0	0	0	0	0	0
Informal Adjustment	0	0	0	0	0	0	0	0
Pretrial Diversion	0	0	0	0	0	0	0	0
Transfer to Adult Court Hearing	0	0	0	0	0	0	0	0
Charges Cleared by Transfer to Adult Court	0	0	0	0	0	0	0	0
Special Proceeding	0	0	0	0	0	0	0	0
Review Concluded	0	0	0	0	0	0	0	0
Case Held Open	0	0	0	0	0	0	0	0
Unknown	0	0	0	0	0	0	0	0
Other	0	0	0	0	0	0	0	0
<b>Totals</b>	<b>6</b>	<b>0</b>	<b>0</b>	<b>4</b>	<b>0</b>	<b>0</b>	<b>1</b>	<b>11</b>

<b><u>Offenses Against Property</u></b>								
Complaint Substantiated Status Offender	4	0	0	4	0	0	0	8
Dismissed	3	0	0	0	0	0	0	3
Retired / Nolle Prosequi	0	0	0	0	0	0	0	0
Complaint Substantiated Delinquent	0	0	0	0	0	0	0	0
Complaint Substantiated Dependent/Neglect	0	0	0	0	0	0	0	0
Complaint Substantiated Abused	0	0	0	0	0	0	0	0
Complaint Substantiated Mentally Ill	0	0	0	0	0	0	0	0
Informal Adjustment	0	0	0	0	0	0	0	0
Pretrial Diversion	0	0	0	0	0	0	0	0
Transfer to Adult Court Hearing	0	0	0	0	0	0	0	0
Charges Cleared by Transfer to Adult Court	0	0	0	0	0	0	0	0
Special Proceeding	0	0	0	0	0	0	0	0
Review Concluded	0	0	0	0	0	0	0	0
Case Held Open	0	0	0	0	0	0	0	0
Unknown	0	0	0	0	0	0	0	0
Other	0	0	0	0	0	0	0	0
<b>Totals</b>	<b>7</b>	<b>0</b>	<b>0</b>	<b>4</b>	<b>0</b>	<b>0</b>	<b>0</b>	<b>11</b>

**TENNESSEE COUNCIL OF JUVENILE AND FAMILY COURT JUDGES  
2008 UNICOI COUNTY JUVENILE COURT STATISTICAL DATA**

**Formal and Informal Actions by Class of Referral, Race and Sex for CY 2008**

	White Male	African American Male	Other Race Male	White Female	African American Female	Other Race Female	Unknown Race or Sex	Total
<b><u>Illegal Conduct</u></b>								
Complaint Substantiated Status Offender	62	0	0	35	0	0	1	98
Dismissed	25	0	0	9	0	0	0	34
Other	1	0	1	1	0	0	0	3
Transfer to Adult Court Hearing	0	0	0	1	0	0	0	1
Special Proceeding	0	0	0	1	0	0	0	1
Retired / Nolle Prosequi	0	0	0	0	0	0	0	0
Complaint Substantiated Delinquent	0	0	0	0	0	0	0	0
Complaint Substantiated Dependent/Neglect	0	0	0	0	0	0	0	0
Complaint Substantiated Abused	0	0	0	0	0	0	0	0
Complaint Substantiated Mentally Ill	0	0	0	0	0	0	0	0
Informal Adjustment	0	0	0	0	0	0	0	0
Pretrial Diversion	0	0	0	0	0	0	0	0
Charges Cleared by Transfer to Adult Court	0	0	0	0	0	0	0	0
Review Concluded	0	0	0	0	0	0	0	0
Case Held Open	0	0	0	0	0	0	0	0
Unknown	0	0	0	0	0	0	0	0
<b>Totals</b>	<b>88</b>	<b>0</b>	<b>1</b>	<b>47</b>	<b>0</b>	<b>0</b>	<b>1</b>	<b>137</b>

<b><u>Status Offenses</u></b>								
Complaint Substantiated Status Offender	91	0	1	39	0	0	4	135
Dismissed	12	0	0	9	0	0	0	21
Special Proceeding	0	0	0	2	0	0	0	2
Review Concluded	0	0	0	2	0	0	0	2
Other	1	0	0	1	0	0	0	2
Informal Adjustment	1	0	0	0	0	0	0	1
Case Held Open	0	0	0	0	0	0	1	1
Retired / Nolle Prosequi	0	0	0	0	0	0	0	0
Complaint Substantiated Delinquent	0	0	0	0	0	0	0	0
Complaint Substantiated Dependent/Neglect	0	0	0	0	0	0	0	0
Complaint Substantiated Abused	0	0	0	0	0	0	0	0
Complaint Substantiated Mentally Ill	0	0	0	0	0	0	0	0
Pretrial Diversion	0	0	0	0	0	0	0	0
Transfer to Adult Court Hearing	0	0	0	0	0	0	0	0
Charges Cleared by Transfer to Adult Court	0	0	0	0	0	0	0	0
Unknown	0	0	0	0	0	0	0	0
<b>Totals</b>	<b>105</b>	<b>0</b>	<b>1</b>	<b>53</b>	<b>0</b>	<b>0</b>	<b>5</b>	<b>164</b>

**TENNESSEE COUNCIL OF JUVENILE AND FAMILY COURT JUDGES  
2008 UNICOI COUNTY JUVENILE COURT STATISTICAL DATA**

**Formal and Informal Actions by Class of Referral, Race and Sex for CY 2008**

	White Male	African American Male	Other Race Male	White Female	African American Female	Other Race Female	Unknown Race or Sex	Total
<b><u>Dependency/Neglect</u></b>								
Other	1	0	0	2	0	0	0	3
Dismissed	1	0	0	0	0	0	0	1
Retired / Nolle Prosequi	0	0	0	0	0	0	0	0
Complaint Substantiated Delinquent	0	0	0	0	0	0	0	0
Complaint Substantiated Status Offender	0	0	0	0	0	0	0	0
Complaint Substantiated Dependent/Neglect	0	0	0	0	0	0	0	0
Complaint Substantiated Abused	0	0	0	0	0	0	0	0
Complaint Substantiated Mentally Ill	0	0	0	0	0	0	0	0
Informal Adjustment	0	0	0	0	0	0	0	0
Pretrial Diversion	0	0	0	0	0	0	0	0
Transfer to Adult Court Hearing	0	0	0	0	0	0	0	0
Charges Cleared by Transfer to Adult Court	0	0	0	0	0	0	0	0
Special Proceeding	0	0	0	0	0	0	0	0
Review Concluded	0	0	0	0	0	0	0	0
Case Held Open	0	0	0	0	0	0	0	0
Unknown	0	0	0	0	0	0	0	0
<b>Totals</b>	<b>2</b>	<b>0</b>	<b>0</b>	<b>2</b>	<b>0</b>	<b>0</b>	<b>0</b>	<b>4</b>

**Other Violation Proceedings**

Dismissed	0	0	0	0	0	0	0	0
Retired / Nolle Prosequi	0	0	0	0	0	0	0	0
Complaint Substantiated Delinquent	0	0	0	0	0	0	0	0
Complaint Substantiated Status Offender	0	0	0	0	0	0	0	0
Complaint Substantiated Dependent/Neglect	0	0	0	0	0	0	0	0
Complaint Substantiated Abused	0	0	0	0	0	0	0	0
Complaint Substantiated Mentally Ill	0	0	0	0	0	0	0	0
Informal Adjustment	0	0	0	0	0	0	0	0
Pretrial Diversion	0	0	0	0	0	0	0	0
Transfer to Adult Court Hearing	0	0	0	0	0	0	0	0
Charges Cleared by Transfer to Adult Court	0	0	0	0	0	0	0	0
Special Proceeding	0	0	0	0	0	0	0	0
Review Concluded	0	0	0	0	0	0	0	0
Case Held Open	0	0	0	0	0	0	0	0
Unknown	0	0	0	0	0	0	0	0
Other	0	0	0	0	0	0	0	0
<b>Totals</b>	<b>0</b>	<b>0</b>	<b>0</b>	<b>0</b>	<b>0</b>	<b>0</b>	<b>0</b>	<b>0</b>

**TENNESSEE COUNCIL OF JUVENILE AND FAMILY COURT JUDGES  
2008 UNICOI COUNTY JUVENILE COURT STATISTICAL DATA**

**Formal and Informal Actions by Class of Referral, Race and Sex for CY 2008**

	White Male	African American Male	Other Race Male	White Female	African American Female	Other Race Female	Unknown Race or Sex	Total
<b><u>Parentage</u></b>								
Other	29	0	1	35	0	0	1	66
Dismissed	7	0	0	4	0	0	0	11
Complaint Substantiated Status Offender	3	0	0	1	0	0	0	4
Charges Cleared by Transfer to Adult Court	0	0	0	1	0	0	0	1
Retired / Nolle Prosequi	0	0	0	0	0	0	0	0
Complaint Substantiated Delinquent	0	0	0	0	0	0	0	0
Complaint Substantiated Dependent/Neglect	0	0	0	0	0	0	0	0
Complaint Substantiated Abused	0	0	0	0	0	0	0	0
Complaint Substantiated Mentally Ill	0	0	0	0	0	0	0	0
Informal Adjustment	0	0	0	0	0	0	0	0
Pretrial Diversion	0	0	0	0	0	0	0	0
Transfer to Adult Court Hearing	0	0	0	0	0	0	0	0
Special Proceeding	0	0	0	0	0	0	0	0
Review Concluded	0	0	0	0	0	0	0	0
Case Held Open	0	0	0	0	0	0	0	0
Unknown	0	0	0	0	0	0	0	0
<b>Totals</b>	<b>39</b>	<b>0</b>	<b>1</b>	<b>41</b>	<b>0</b>	<b>0</b>	<b>1</b>	<b>82</b>

<b><u>Special Proceedings</u></b>								
Dismissed	0	0	0	0	0	0	0	0
Retired / Nolle Prosequi	0	0	0	0	0	0	0	0
Complaint Substantiated Delinquent	0	0	0	0	0	0	0	0
Complaint Substantiated Status Offender	0	0	0	0	0	0	0	0
Complaint Substantiated Dependent/Neglect	0	0	0	0	0	0	0	0
Complaint Substantiated Abused	0	0	0	0	0	0	0	0
Complaint Substantiated Mentally Ill	0	0	0	0	0	0	0	0
Informal Adjustment	0	0	0	0	0	0	0	0
Pretrial Diversion	0	0	0	0	0	0	0	0
Transfer to Adult Court Hearing	0	0	0	0	0	0	0	0
Charges Cleared by Transfer to Adult Court	0	0	0	0	0	0	0	0
Special Proceeding	0	0	0	0	0	0	0	0
Review Concluded	0	0	0	0	0	0	0	0
Case Held Open	0	0	0	0	0	0	0	0
Unknown	0	0	0	0	0	0	0	0
Other	0	0	0	0	0	0	0	0
<b>Totals</b>	<b>0</b>	<b>0</b>	<b>0</b>	<b>0</b>	<b>0</b>	<b>0</b>	<b>0</b>	<b>0</b>



**TENNESSEE COUNCIL OF JUVENILE AND FAMILY COURT JUDGES  
2008 UNICOI COUNTY JUVENILE COURT STATISTICAL DATA**

**Formal and Informal Actions by Class of Referral, Race and Sex for CY 2008**

	White Male	African American Male	Other Race Male	White Female	African American Female	Other Race Female	Unknown Race or Sex	Total
<b>Other</b>								
Complaint Substantiated Status Offender	2	0	0	2	0	0	0	4
Informal Adjustment	0	0	0	1	0	0	0	1
Dismissed	0	0	0	0	0	0	0	0
Retired / Nolle Prosequi	0	0	0	0	0	0	0	0
Complaint Substantiated Delinquent	0	0	0	0	0	0	0	0
Complaint Substantiated Dependent/Neglect	0	0	0	0	0	0	0	0
Complaint Substantiated Abused	0	0	0	0	0	0	0	0
Complaint Substantiated Mentally Ill	0	0	0	0	0	0	0	0
Pretrial Diversion	0	0	0	0	0	0	0	0
Transfer to Adult Court Hearing	0	0	0	0	0	0	0	0
Charges Cleared by Transfer to Adult Court	0	0	0	0	0	0	0	0
Special Proceeding	0	0	0	0	0	0	0	0
Review Concluded	0	0	0	0	0	0	0	0
Case Held Open	0	0	0	0	0	0	0	0
Unknown	0	0	0	0	0	0	0	0
Other	0	0	0	0	0	0	0	0
<b>Totals</b>	<b>2</b>	<b>0</b>	<b>0</b>	<b>3</b>	<b>0</b>	<b>0</b>	<b>0</b>	<b>5</b>
<hr/>								
<b>All Action Totals</b>	<b>249</b>	<b>0</b>	<b>3</b>	<b>154</b>	<b>0</b>	<b>0</b>	<b>8</b>	<b>414</b>

**TENNESSEE COUNCIL OF JUVENILE AND FAMILY COURT JUDGES  
2008 UNICOI COUNTY JUVENILE COURT STATISTICAL DATA**

**Children Transferred to Adult Court by Age at Disposition Date, Race and Sex for CY 2008**

**Total Children = 268**

	<b>White Male</b>	<b>African American Male</b>	<b>Other Race Male</b>	<b>White Female</b>	<b>African American Female</b>	<b>Other Race Female</b>	<b>Unknown Race or Sex</b>	<b>Total</b>	<b>% of All Children Referred</b>
Age Under 1	0	0	0	0	0	0	0	0	0.00%
Age 1	0	0	0	0	0	0	0	0	0.00%
Age 2	0	0	0	0	0	0	0	0	0.00%
Age 3	0	0	0	0	0	0	0	0	0.00%
Age 4	0	0	0	0	0	0	0	0	0.00%
Age 5	0	0	0	0	0	0	0	0	0.00%
Age 6	0	0	0	0	0	0	0	0	0.00%
Age 7	0	0	0	0	0	0	0	0	0.00%
Age 8	0	0	0	0	0	0	0	0	0.00%
Age 9	0	0	0	0	0	0	0	0	0.00%
Age 10	0	0	0	0	0	0	0	0	0.00%
Age 11	0	0	0	0	0	0	0	0	0.00%
Age 12	0	0	0	0	0	0	0	0	0.00%
Age 13	0	0	0	0	0	0	0	0	0.00%
Age 14	0	0	0	0	0	0	0	0	0.00%
Age 15	0	0	0	0	0	0	0	0	0.00%
Age 16	0	0	0	0	0	0	0	0	0.00%
Age 17	0	0	0	0	0	0	0	0	0.00%
Age 18	0	0	0	0	0	0	0	0	0.00%
Age 19 and Over	0	0	0	0	0	0	0	0	0.00%
<b>Totals</b>	<b>0</b>	<b>0</b>	<b>0</b>	<b>0</b>	<b>0</b>	<b>0</b>	<b>0</b>	<b>0</b>	

**Total Children Transferred to Adult Court**

**TENNESSEE COUNCIL OF JUVENILE AND FAMILY COURT JUDGES  
2008 UNICOI COUNTY JUVENILE COURT STATISTICAL DATA**

**Outcomes by Type Of Disposition, Race and Sex for CY 2008**

	White Male	African American Male	Other Race Male	White Female	African American Female	Other Race Female	Unknown Race or Sex	Total
<b><u>General Action Codes</u></b>								
Fine	74	0	1	35	0	0	2	112
Case Dismissed	44	0	0	21	0	0	0	65
Probation to Parents	1	0	1	3	0	0	0	5
Placement with City/Cnty Agcy/Facility	3	0	0	1	0	0	0	4
Restitution	2	0	0	0	0	0	1	3
Warned / Counseled	1	0	0	0	0	0	0	1
Supervision / Probation to Juvenile Court	0	0	0	1	0	0	0	1
Referred for Mental Health Counseling	0	0	0	1	0	0	0	1
Case Retired or Nolle Prosequi	0	0	0	0	0	0	0	0
Held Open For Review	0	0	0	0	0	0	0	0
Referral to Another Entity for Superv/Servc	0	0	0	0	0	0	0	0
Referred for Alcohol and Drug Counseling	0	0	0	0	0	0	0	0
Referred to Alternative School	0	0	0	0	0	0	0	0
Referred to Private Child Agency	0	0	0	0	0	0	0	0
Referred to Defensive Driving School	0	0	0	0	0	0	0	0
Referred to Alcohol Safety School	0	0	0	0	0	0	0	0
Referral to Juvenile Court Educ-Based Pgm	0	0	0	0	0	0	0	0
Driver's License Held Informally	0	0	0	0	0	0	0	0
Voluntary Placement with DMHMR	0	0	0	0	0	0	0	0
Private Mental Health Placement	0	0	0	0	0	0	0	0
Private MR Placement	0	0	0	0	0	0	0	0
Placement with Relative / Other Individual	0	0	0	0	0	0	0	0
Public Service	0	0	0	0	0	0	0	0
Runaway Returned	0	0	0	0	0	0	0	0
No Contact Order	0	0	0	0	0	0	0	0
Injunction Other than No Contact Order	0	0	0	0	0	0	0	0
House Arrest	0	0	0	0	0	0	0	0
Court Defined Curfew	0	0	0	0	0	0	0	0
Dismissed from Informal Adjustment	0	0	0	0	0	0	0	0
Dismissed from Pretrial Diversion	0	0	0	0	0	0	0	0
Released from Probation	0	0	0	0	0	0	0	0
<b>Totals</b>	<b>125</b>	<b>0</b>	<b>2</b>	<b>62</b>	<b>0</b>	<b>0</b>	<b>3</b>	<b>192</b>

**TENNESSEE COUNCIL OF JUVENILE AND FAMILY COURT JUDGES  
2008 UNICOI COUNTY JUVENILE COURT STATISTICAL DATA**

**Outcomes by Type Of Disposition, Race and Sex for CY 2008**

	White Male	African American Male	Other Race Male	White Female	African American Female	Other Race Female	Unknown Race or Sex	Total
<b>Formal Action Codes</b>								
Placed Under a Valid Court Order	103	0	1	83	0	0	4	191
DCS Probation	28	0	0	19	0	0	0	47
Transfer to Another Juvenile Court for Dispo	5	0	0	0	0	0	0	5
DCS Commitment - Suspended	3	0	0	1	0	0	0	4
Other Intensive Probation	1	0	0	1	0	0	0	2
Parental Rights Terminated	0	0	0	1	0	0	0	1
Transferred to Adult Court	0	0	0	0	0	0	0	0
DMHMR Involuntary Commitment	0	0	0	0	0	0	0	0
DCS Commitment - Determinate	0	0	0	0	0	0	0	0
DCS Commitment - Custody	0	0	0	0	0	0	0	0
DCS Intensive Probation	0	0	0	0	0	0	0	0
Supervision by DCS	0	0	0	0	0	0	0	0
Parental Rights Not Terminated	0	0	0	0	0	0	0	0
<b>Totals</b>	<b>140</b>	<b>0</b>	<b>1</b>	<b>105</b>	<b>0</b>	<b>0</b>	<b>4</b>	<b>250</b>

**Special Proceedings**

Court Costs	88	0	1	50	0	0	3	142
Custody Changed	11	0	1	15	0	0	1	28
Custody Unchanged	2	0	0	3	0	0	0	5
Order of Reference to DCS	0	0	0	0	0	0	0	0
Foster Care Terminated	0	0	0	0	0	0	0	0
Foster Care Continued	0	0	0	0	0	0	0	0
Visitation Changed	0	0	0	0	0	0	0	0
Visitation Unchanged	0	0	0	0	0	0	0	0
Voluntary Acknowledgement of Paternity	0	0	0	0	0	0	0	0
Paternity Determined / Child Legitimated	0	0	0	0	0	0	0	0
Paternity Not Determ/Child Not Legitimated	0	0	0	0	0	0	0	0
Child Support Granted	0	0	0	0	0	0	0	0
Child Support Amended	0	0	0	0	0	0	0	0
Child Support Denied	0	0	0	0	0	0	0	0
Child Support Terminated	0	0	0	0	0	0	0	0
Request for Medical Treatment Granted	0	0	0	0	0	0	0	0
Request for Medical Treatment Denied	0	0	0	0	0	0	0	0
Consent to Marry Granted	0	0	0	0	0	0	0	0
Consent to Marry Denied	0	0	0	0	0	0	0	0
<b>Totals</b>	<b>101</b>	<b>0</b>	<b>2</b>	<b>68</b>	<b>0</b>	<b>0</b>	<b>4</b>	<b>175</b>

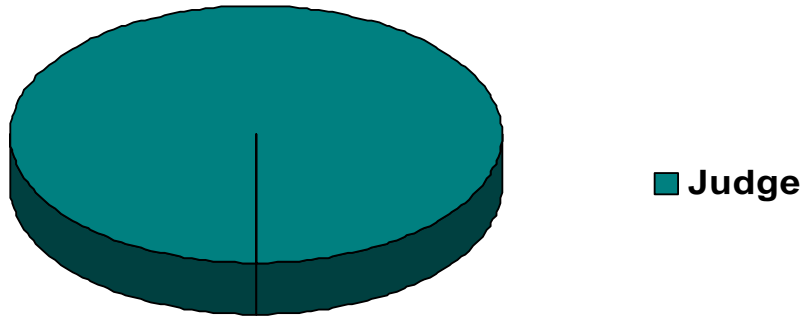
**Other Outcome Codes**

Other	26	0	0	6	0	0	0	32
<b>Totals</b>	<b>26</b>	<b>0</b>	<b>0</b>	<b>6</b>	<b>0</b>	<b>0</b>	<b>0</b>	<b>32</b>

<b>All Outcome Totals</b>	<b>392</b>	<b>0</b>	<b>5</b>	<b>241</b>	<b>0</b>	<b>0</b>	<b>11</b>	<b>649</b>
---------------------------	------------	----------	----------	------------	----------	----------	-----------	------------

TENNESSEE COUNCIL OF JUVENILE AND FAMILY COURT JUDGES  
2008 UNICOI COUNTY JUVENILE COURT STATISTICAL DATA

Breakdown of Referrals by Court Personnel Executing the Action in CY 2008



	Referrals	% of Referrals
Judge	414	100.00%
Referee	0	0.00%
YSO	0	0.00%
Other	0	0.00%
<b>Total</b>	<b>414</b>	<b>100.00%</b>