

2008

State of Tennessee

Annual Juvenile Court Statistical Report

Wayne County Breakdown

TABLE OF CONTENTS

Report Numbers Listed Below are shown at the Bottom of each Report, followed by the Report Page Number

	Report Number
Juvenile Court Referral Process	
Chart – The Juvenile Court Referral Process	1
Chart – Delinquent, Dependent/Neglect/Abuse, and Status/Unruly Referrals	2
Chart – Referrals by Type of Offense	3
Chart – Referrals for Status/Unruly Offenses	4
Children and Referral Counts by Race and Sex	
Table – Children with Delinquent Referrals by Race and Sex	5
Table – Children with Status/Unruly Referrals by Race and Sex	5
Table – Children with Dependency/Neglect/Abuse Allegations by Race and Sex	5
Table – Referrals Delinquent Referrals by Race and Sex	6
Table – Referrals Status/Unruly Referrals by Race and Sex	6
Table – Referrals Dependency/Neglect/Abuse Allegations by Race and Sex	6
Table/Chart – Referrals by Age Group, Race and Sex	7
Table/Chart – Children Referred by Age, Race and Sex	8
Table/Chart – Children Referred by Race and Sex	9
Table/Chart – Children of Hispanic Origin by Race and Sex	10
Table – Referrals by Type of Offense, Age Group, Race and Sex	11
Living Arrangement of the Child at Time of Referral	
Table/Chart – Living Arrangement at Time of Referral by Race and Sex	12
School Status of Individual Children at Time of Referral to Juvenile Court	
Table – Last Grade Completed by Children by Race and Sex	13
Table – Children Enrolled in School	13
Table – Children Enrolled in Special Education	13
Referral Information by Race, Sex and Class of Referral/Offense	
Table/Chart – Class of Referrals by Race and Sex	14
Table - Referrals by Class and Type of Offense by Race and Sex	15
Referral Reasons by Type, Race and Sex	
Table – Referral Reasons by Type of Offense, Race and Sex	16
Table – Top 4 Referral Reasons by Sex and Race	17
Table – Top 4 Referral Reasons by Sex, Race and Type of Offense	18
Source of Referrals to the Juvenile Court	
Table – Source of Referrals by Race and Sex	19
Table – Six Most Frequent Referral Reasons by Source, Race and Sex	20
Table – Source of Referrals by Type of Offense, Race and Sex	21
Children Referred with Weapons Charges	
Table/Chart – Children Referred for Unlawful Carrying/Possession of a Weapon by Age, Race and Sex	22
Table/Chart – Children Referred for Carrying Weapons on School Property	23
Intake Actions at Referral	
Table/Chart – Intake Actions at Referral by Race and Sex	24
Table/Chart – Intake Actions of Referrals by Class of Offense, Race and Sex	25

TABLE OF CONTENTS


Report Numbers Listed Below are shown at the Bottom of each Report, followed by the Report Page Number

	Report Number
Detention Statistics at Referral	
Table – Detention Statistics at Referral by Individual Child by Race and Sex	26
Table – Detention Statistics at Referral by Individual Case	26
Table – Placement After Secure Detention Hearing by Individual Child by Race and Sex	27
Table – Placement After Secure Detention Hearing by Individual Case	27
Dispositional Procedures	
Table – Procedures used to Dispose or Adjust All Referrals	28
Table – Referrals Disposed by Formal Adjudicatory Proceedings	28
Table – Referrals Disposed by Other Actions	28
Formal and Informal Actions	
Table/Chart – Formal and Informal Actions by Race and Sex	29
Table – Formal and Informal Actions by Type of Offense, Race and Sex	30
Table – Formal and Informal Actions by Class of Referral, Race and Sex	31
Children Transferred to Adult Court	
Table/Chart – Children Transferred to Adult Court by Age, Race and Sex	32
Outcomes by Type of Disposition	
Table – Outcomes by Type of Disposition, Race and Sex	33
Juvenile Court Referrals Disposed County-Wide Based on Number of Referrals	
Table/Chart – Breakdown of Referrals by Court Personnel Executing the Action	34

**TENNESSEE COUNCIL OF JUVENILE AND FAMILY COURT JUDGES
2008 WAYNE COUNTY JUVENILE COURT STATISTICAL DATA**

The Juvenile Court Referral Process for CY 2008

Delinquent 180	Status 61	Dependency and Neglect 29	Other Violations 20	Special Proceedings 324	Parentage 139	Other 11
--------------------------	---------------------	-------------------------------------	-------------------------------	-----------------------------------	-------------------------	--------------------



Parents, Victims, School, Relatives, State Dept, etc.
615

Law Enforcement
149

Pretrial Diversion, Informal Adjustment
87

Court Actions
764

Transfer to Adult Court Hearing
0

Charges Cleared By Transfer to Adult Court
0



Formal Adjudications
186

Special Proceeding
200


Review Concluded
54



Juvenile Court System Outcomes / Dispositions
1,063

Case Held Open
236

Other
1




Formal
81



General
665



Special Proceedings
308

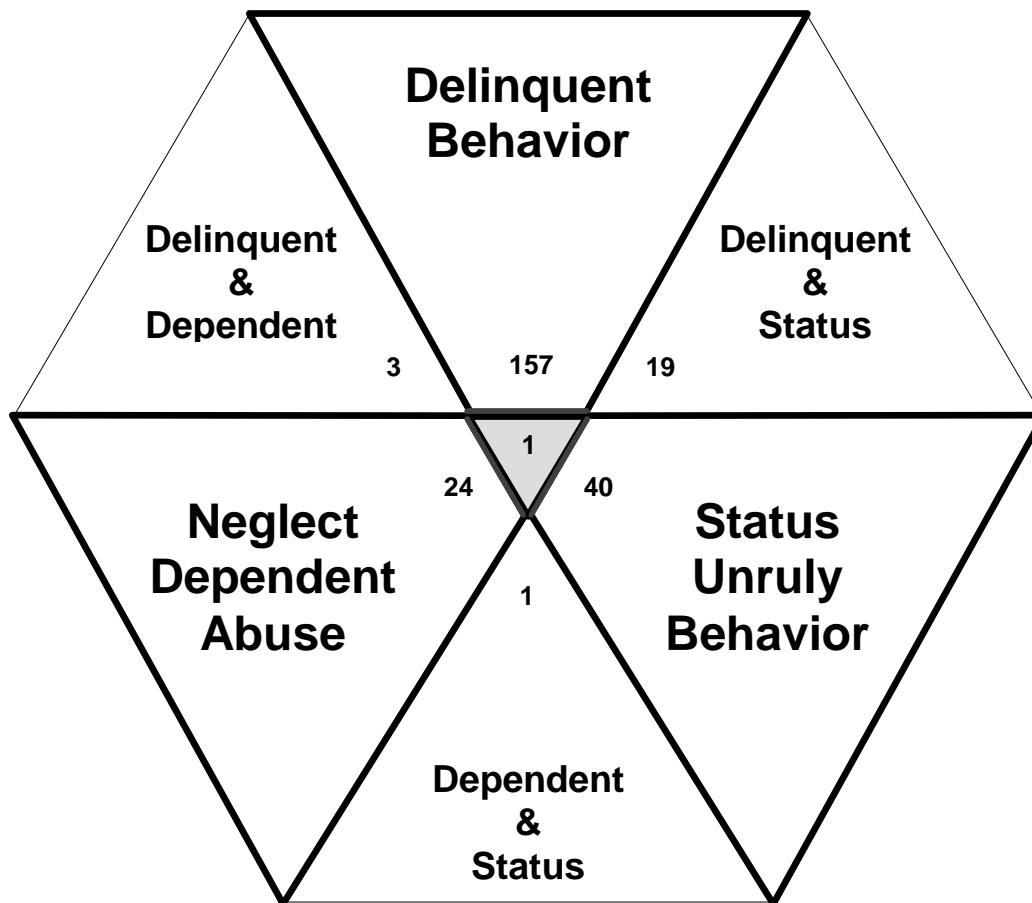


Other
9

**TENNESSEE COUNCIL OF JUVENILE AND FAMILY COURT JUDGES
2008 WAYNE COUNTY JUVENILE COURT STATISTICAL DATA**

Delinquent, Dependent/Neglect/Abuse, and Status/Unruly Referrals for CY 2008

Total = 245



The remaining referrals are for:
Custody, Visitation, Paternity/Legitimation, Child Support,
Special Procedures and Other Referrals

Each child may be counted
in more than one category

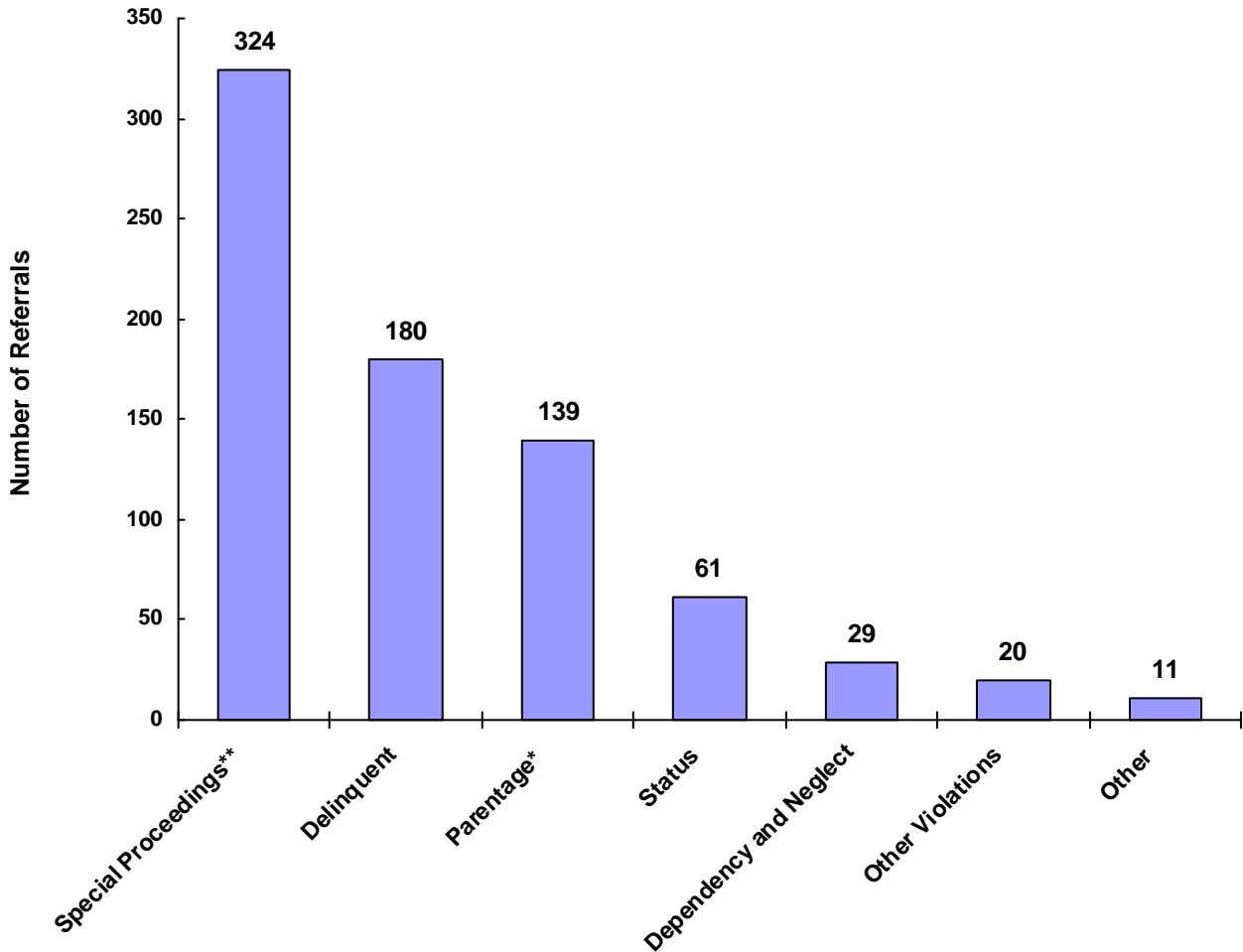
Total number of individual children for ALL referrals
disposed by juvenile courts during CY 2008 equals 431

Children can have referrals in multiple categories. The drawing above shows that in the year 2008 there were 157 referrals to Wayne County Juvenile Court for children with only delinquent offenses, 40 for those with only status/unruly behavior, and 24 for children with neglect, dependent or abuse referrals during the calendar year. There were 19 referrals for children that had a delinquent AND a status/unruly referral. There were 3 referrals for children with both delinquent behavior AND a neglect, dependent or abuse allegation. There were 1 referrals for children that had both a status/unruly referral AND a neglect, dependent or abuse allegation. Also, there were 1 referrals for children that had a delinquent referral, a status/unruly referral AND a neglect, dependent or abuse allegation.

**TENNESSEE COUNCIL OF JUVENILE AND FAMILY COURT JUDGES
2008 WAYNE COUNTY JUVENILE COURT STATISTICAL DATA**

Referrals by Type of Offense in CY 2008

Total Referrals = 764



* Parentage includes: Custody, Visitation, Paternity/Legitimation and Child Support

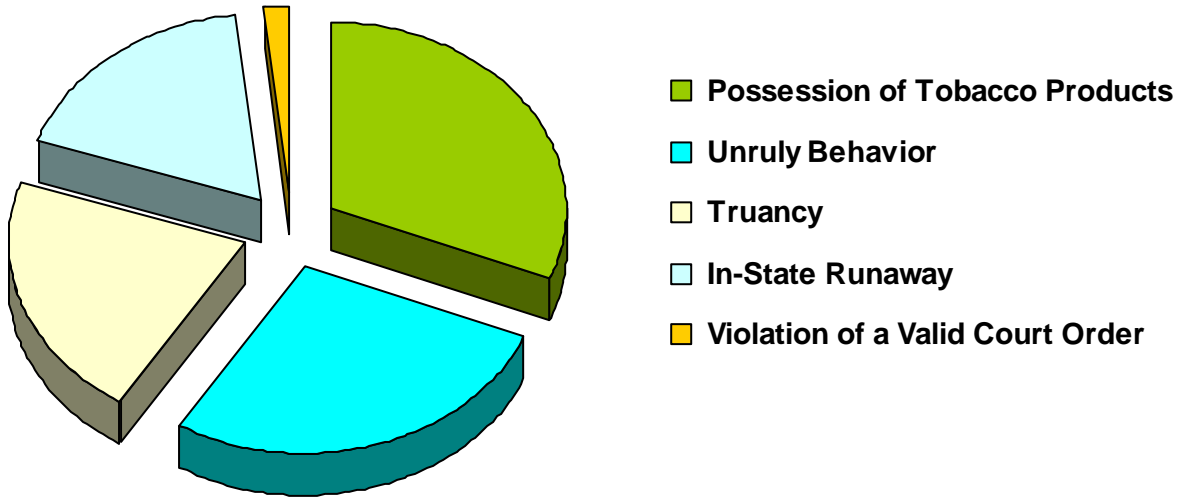
**Special Proceedings include: Judicial Review, Administrative Review, Foster Care Review, Request for Medical Treatment and Consent to Marry

Information from the Juvenile Court represents a total of 431 children and 687 cases that were reported to the TCJFCJ.

A Status offense is an offense committed by a child that if committed by an adult, would not be considered an offense or unlawful act. An example of this is smoking when not legally an adult.

**TENNESSEE COUNCIL OF JUVENILE AND FAMILY COURT JUDGES
2008 WAYNE COUNTY JUVENILE COURT STATISTICAL DATA**

**Referrals for Status/Unruly Offenses in CY 2008
Total Status/Unruly Referrals = 61**



Referral Reason	Count	Percent
Possession of Tobacco Products	19	31.15%
Unruly Behavior	17	27.87%
Truancy	13	21.31%
In-State Runaway	11	18.03%
Violation of a Valid Court Order	1	1.64%
Violation of Curfew	0	0.00%
Out-of-State Runaway	0	0.00%
Total	61	

**TENNESSEE COUNCIL OF JUVENILE AND FAMILY COURT JUDGES
2008 WAYNE COUNTY JUVENILE COURT STATISTICAL DATA**

Children* with Delinquent Referrals by Race and Sex for CY 2008

	White	African American	Native American	Asian	Mixed Race	Unknown Race	Total
Male	84	3	0	0	2	1	90
Female	33	1	0	0	0	1	35
Unknown Sex	0	0	0	0	0	0	
Totals	117	4	0	0	2	2	125

Children* with Status/Unruly Referrals by Race and Sex for CY 2008

	White	African American	Native American	Asian	Mixed Race	Unknown Race	Total
Male	39	1	0	0	0	0	40
Female	16	0	0	0	0	0	16
Unknown Sex	0	0	0	0	0	0	
Totals	55	1	0	0	0	0	56

Children* with Dependency/Neglect/Abuse Allegations by Race and Sex for CY 2008

	White	African American	Native American	Asian	Mixed Race	Unknown Race	Total
Male	11	0	0	0	0	4	15
Female	13	0	0	0	0	0	13
Unknown Sex	0	0	0	0	0	0	
Totals	24	0	0	0	0	4	28

* A child may be counted in more than one category

**TENNESSEE COUNCIL OF JUVENILE AND FAMILY COURT JUDGES
2008 WAYNE COUNTY JUVENILE COURT STATISTICAL DATA**

Delinquent Referrals by Race and Sex for CY 2008

	White	African American	Native American	Asian	Mixed Race	Unknown Race	Total
Male	130	5	0	0	2	1	138
Female	40	1	0	0	0	1	42
Unknown Sex	0	0	0	0	0	0	0
Totals	170	6	0	0	2	2	180

Status/Unruly Referrals by Race and Sex for CY 2008

	White	African American	Native American	Asian	Mixed Race	Unknown Race	Total
Male	41	2	0	0	0	0	43
Female	18	0	0	0	0	0	18
Unknown Sex	0	0	0	0	0	0	0
Totals	59	2	0	0	0	0	61

Dependency/Neglect/Abuse Allegations by Race and Sex for CY 2008

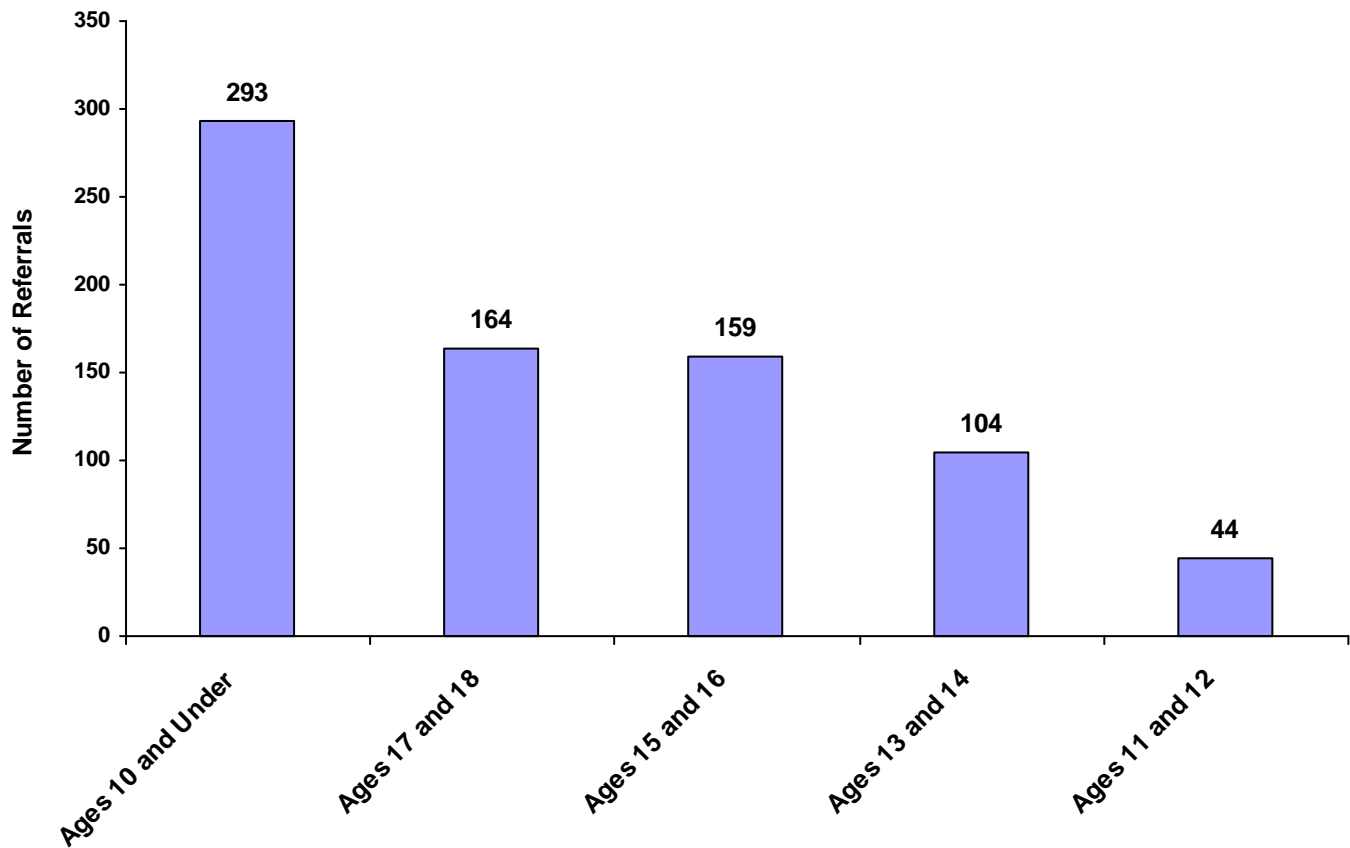
	White	African American	Native American	Asian	Mixed Race	Unknown Race	Total
Male	12	0	0	0	0	4	16
Female	13	0	0	0	0	0	13
Unknown Sex	0	0	0	0	0	0	0
Totals	25	0	0	0	0	4	29

**TENNESSEE COUNCIL OF JUVENILE AND FAMILY COURT JUDGES
2008 WAYNE COUNTY JUVENILE COURT STATISTICAL DATA**

Referrals by Age Group, Race and Sex for CY 2008

	White Male	African American Male	Other Race Male	White Female	African American Female	Other Race Female	Unknown Race or Sex	Total	% of Total Referrals
Birth through Age 10	122	0	0	132	1	2	36	293	38.35%
Ages 11 and 12	30	0	0	10	0	0	4	44	5.76%
Ages 13 and 14	69	1	0	20	0	0	14	104	13.61%
Ages 15 and 16	90	6	0	48	1	1	13	159	20.81%
Ages 17 and 18	117	1	2	30	0	1	13	164	21.47%
All Age Group Totals	428	8	2	240	2	4	80	764	

Total Referrals by Age Group

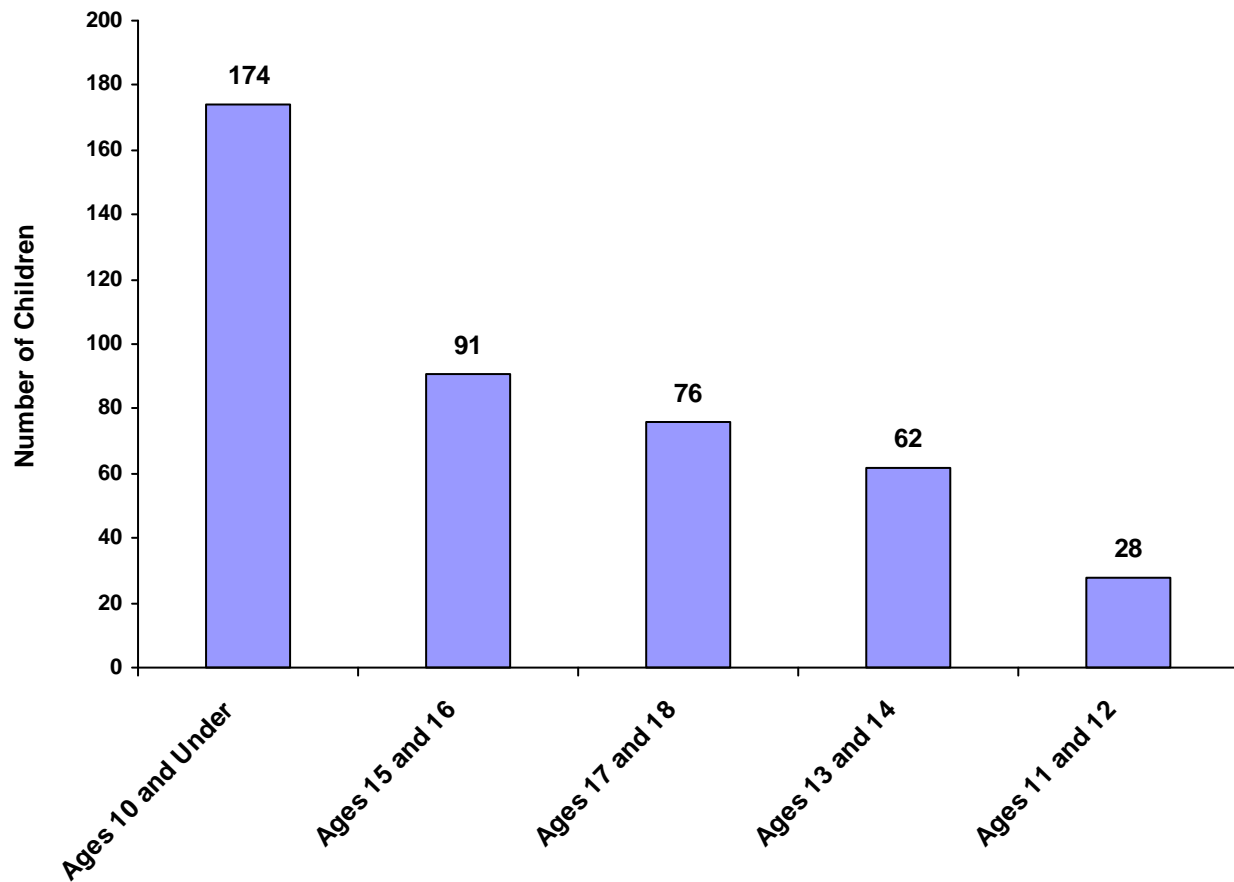


**TENNESSEE COUNCIL OF JUVENILE AND FAMILY COURT JUDGES
2008 WAYNE COUNTY JUVENILE COURT STATISTICAL DATA**

Children Referred by Age Group, Race and Sex for CY 2008

	White Male	African American Male	Other Race Male	White Female	African American Female	Other Race Female	Unknown Race or Sex	Total	% of All Children Referred
Ages 10 and Under	71	0	0	76	1	2	24	174	40.37%
Ages 11 through 12	15	0	0	9	0	0	4	28	6.50%
Ages 13 through 14	38	1	0	13	0	0	10	62	14.39%
Ages 15 through 16	51	3	0	25	1	1	10	91	21.11%
Ages 17 through 18	49	1	2	15	0	1	8	76	17.63%
Ages 19 and Over	0	0	0	0	0	0	0	0	0.00%
Total	224	5	2	138	2	4	56	431	

Total Children by Age Group

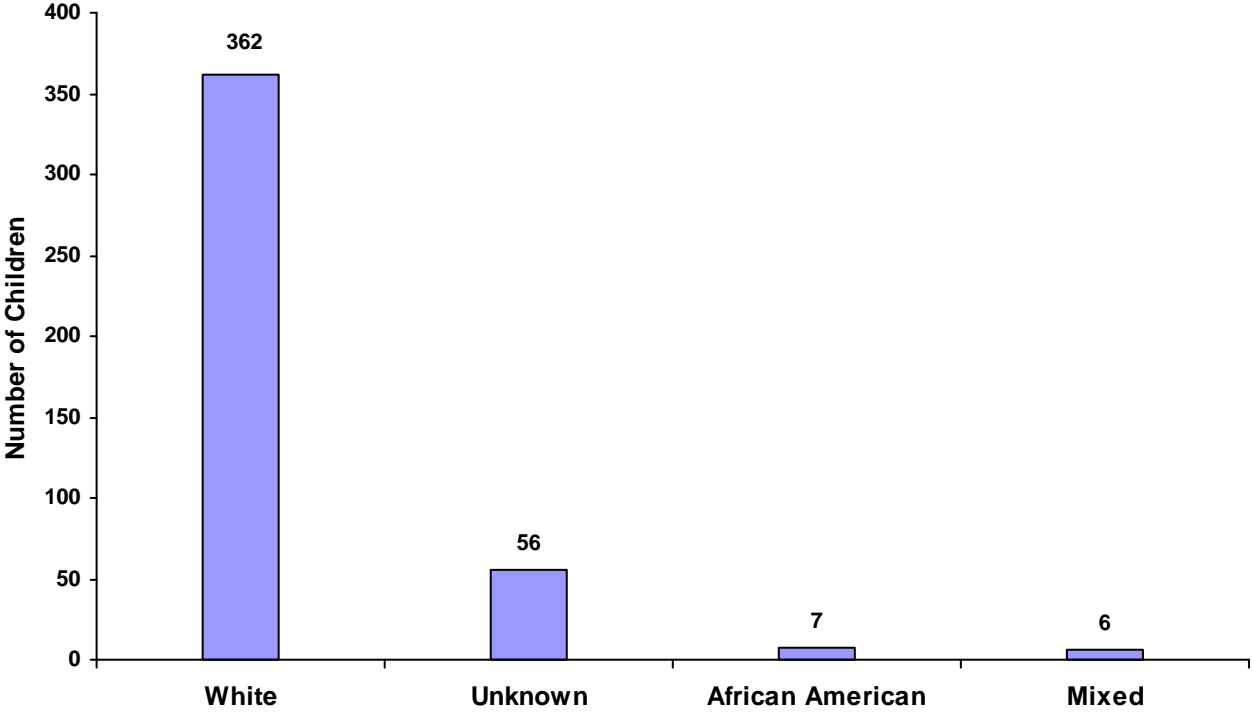


**TENNESSEE COUNCIL OF JUVENILE AND FAMILY COURT JUDGES
2008 WAYNE COUNTY JUVENILE COURT STATISTICAL DATA**

Children Referred by Race and Sex for CY 2008

Race	Male	Female	Unknown	Total
White	224	138	0	362
African American	5	2	0	7
Native American	0	0	0	0
Asian	0	0	0	0
Mixed	2	4	0	6
Unknown	25	29	2	56
Total	256	173	2	431

Total Children by Race

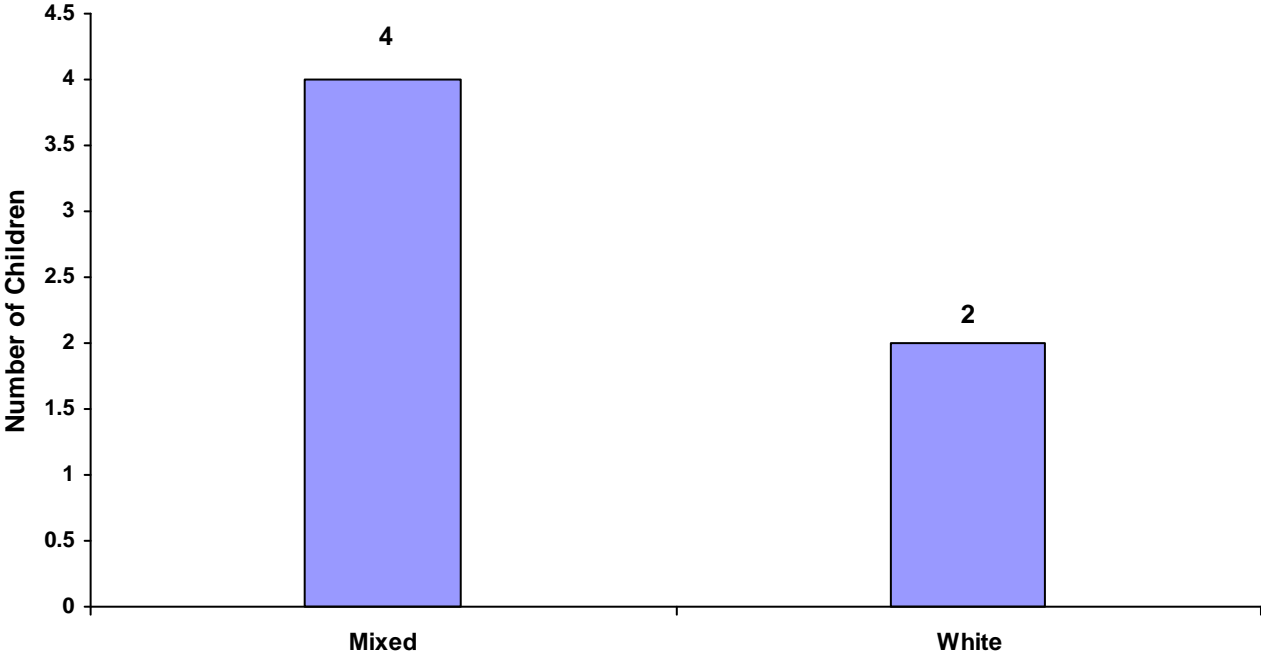


**TENNESSEE COUNCIL OF JUVENILE AND FAMILY COURT JUDGES
2008 WAYNE COUNTY JUVENILE COURT STATISTICAL DATA**

Children of Hispanic Origin by Race and Sex for CY 2008

Race	Male	Female	Unknown	Total
White	1	1	0	2
African American	0	0	0	0
Native American	0	0	0	0
Asian	0	0	0	0
Mixed	0	4	0	4
Unknown	0	0	0	0
Total	1	5	0	6

Total Children of Hispanic Origin by Race



**TENNESSEE COUNCIL OF JUVENILE AND FAMILY COURT JUDGES
2008 WAYNE COUNTY JUVENILE COURT STATISTICAL DATA**

Referrals by Type of Offense, Age Group, Race and Sex for CY 2008

	White Male	African American Male	Other Race Male	White Female	African American Female	Other Race Female	Unknown Race or Sex	Total
Delinquent								
Ages 10 and Under	4	0	0	3	0	0	0	7
Ages 11 through 12	9	0	0	0	0	0	0	9
Ages 13 through 14	18	1	0	4	0	0	0	23
Ages 15 through 16	40	3	0	21	1	0	1	66
Ages 17 through 18	59	1	2	12	0	0	1	75
Ages 19 and Over	0	0	0	0	0	0	0	0
Total	130	5	2	40	1	0	2	180
Status								
Ages 10 and Under	0	0	0	0	0	0	0	0
Ages 11 through 12	0	0	0	2	0	0	0	2
Ages 13 through 14	13	0	0	4	0	0	0	17
Ages 15 through 16	15	2	0	7	0	0	0	24
Ages 17 through 18	13	0	0	5	0	0	0	18
Ages 19 and Over	0	0	0	0	0	0	0	0
Total	41	2	0	18	0	0	0	61
Dependency and Neglect								
Ages 10 and Under	5	0	0	9	0	0	3	17
Ages 11 through 12	3	0	0	0	0	0	0	3
Ages 13 through 14	3	0	0	2	0	0	1	6
Ages 15 through 16	0	0	0	1	0	0	0	1
Ages 17 through 18	1	0	0	1	0	0	0	2
Ages 19 and Over	0	0	0	0	0	0	0	0
Total	12	0	0	13	0	0	4	29
Other Violations								
Ages 10 and Under	0	0	0	0	0	0	0	0
Ages 11 through 12	1	0	0	0	0	0	1	2
Ages 13 through 14	4	0	0	0	0	0	0	4
Ages 15 through 16	5	0	0	2	0	0	0	7
Ages 17 through 18	6	0	0	1	0	0	0	7
Ages 19 and Over	0	0	0	0	0	0	0	0
Total	16	0	0	3	0	0	1	20

**TENNESSEE COUNCIL OF JUVENILE AND FAMILY COURT JUDGES
2008 WAYNE COUNTY JUVENILE COURT STATISTICAL DATA**

Referrals by Type of Offense, Age Group, Race and Sex for CY 2008

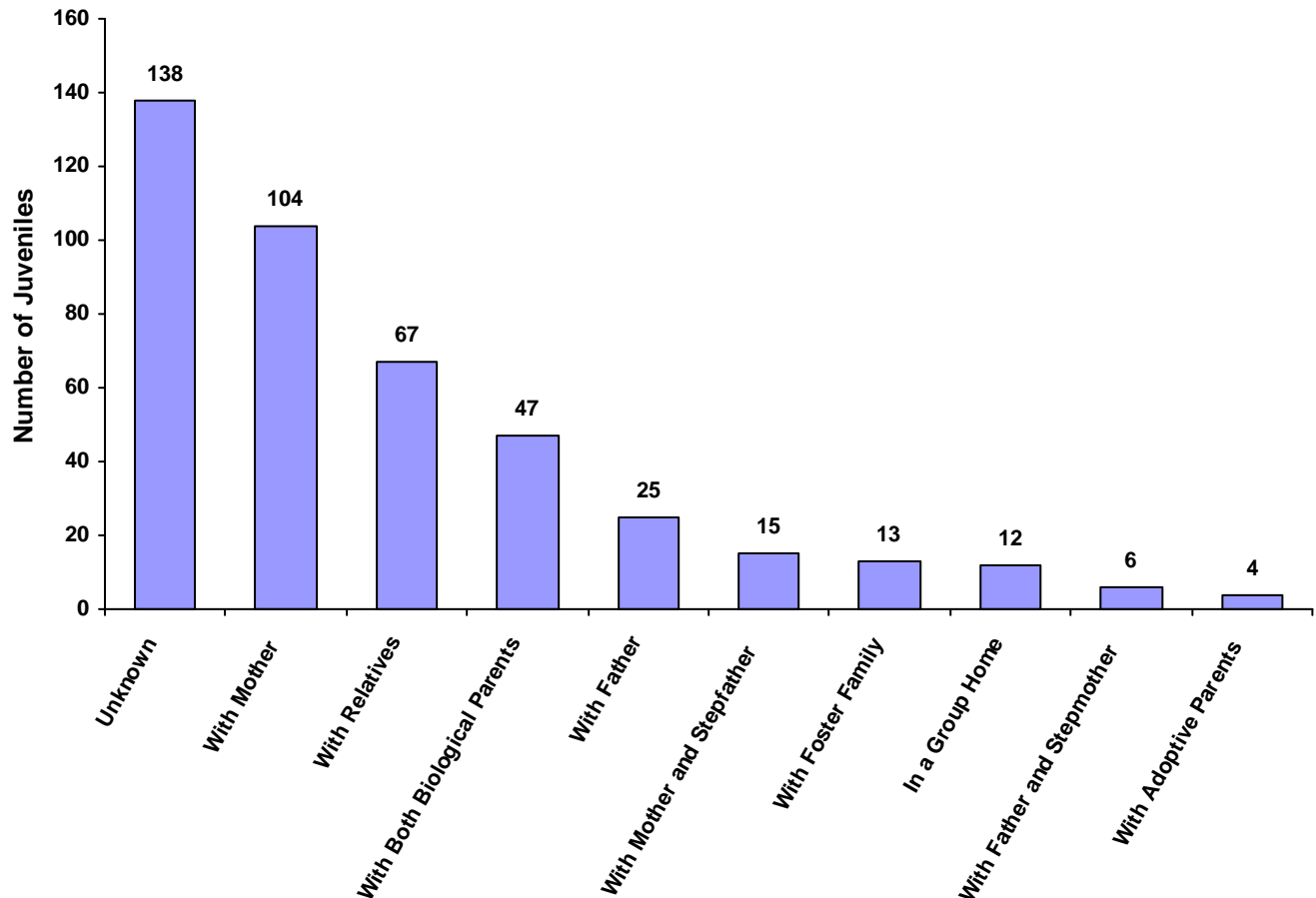
	White Male	African American Male	Other Race Male	White Female	African American Female	Other Race Female	Unknown Race or Sex	Total
Special Proceedings								
Ages 10 and Under	110	0	0	115	1	2	31	259
Ages 11 through 12	16	0	0	8	0	0	3	27
Ages 13 through 14	31	0	0	10	0	0	13	54
Ages 15 through 16	30	1	0	17	0	1	12	61
Ages 17 through 18	38	0	0	11	0	1	12	62
Ages 19 and Over	0	0	0	0	0	0	0	0
Total	225	1	0	161	1	4	71	463
Other								
Ages 10 and Under	3	0	0	5	0	0	2	10
Ages 11 through 12	1	0	0	0	0	0	0	1
Ages 13 through 14	0	0	0	0	0	0	0	0
Ages 15 through 16	0	0	0	0	0	0	0	0
Ages 17 through 18	0	0	0	0	0	0	0	0
Ages 19 and Over	0	0	0	0	0	0	0	0
Total	4	0	0	5	0	0	2	11
Grand Total	428	8	2	240	2	4	80	764

**TENNESSEE COUNCIL OF JUVENILE AND FAMILY COURT JUDGES
2008 WAYNE COUNTY JUVENILE COURT STATISTICAL DATA**

Living Arrangement of Juveniles by Race and Sex for CY 2008

	White Male	African American Male	Other Race Male	White Female	African American Female	Other Race Female	Unknown Race or Sex	Total	% of All Children Referred
With Both Biological Parents	38	0	0	9	0	0	0	47	10.90%
With Father and Stepmother	4	0	0	2	0	0	0	6	1.39%
With Mother and Stepfather	10	0	0	4	1	0	0	15	3.48%
With Mother	59	1	0	44	0	0	0	104	24.13%
With Father	11	0	0	11	0	3	0	25	5.80%
With Relatives	36	1	0	29	0	1	0	67	15.55%
With Adoptive Parents	2	0	0	2	0	0	0	4	0.93%
With Foster Family	8	0	0	5	0	0	0	13	3.02%
In a Group Home	7	3	2	0	0	0	0	12	2.78%
In a Residential Center	0	0	0	0	0	0	0	0	0.00%
In an Institution	0	0	0	0	0	0	0	0	0.00%
Independent	0	0	0	0	0	0	0	0	0.00%
Unknown	49	0	0	32	1	0	56	138	32.02%
Other	0	0	0	0	0	0	0	0	0.00%
Totals	224	5	2	138	2	4	56	431	

Living Arrangement of Juveniles



**TENNESSEE COUNCIL OF JUVENILE AND FAMILY COURT JUDGES
2008 WAYNE COUNTY JUVENILE COURT STATISTICAL DATA**

Last Grade Completed by Children by Race and Sex for CY 2008

	White Male	African American Male	Other Race Male	White Female	African American Female	Other Race Female	Unknown Race or Sex	Total	% of All Children Referred
Too Young for School	21	0	0	28	0	1	0	50	11.60%
Preschool	4	0	0	7	0	0	0	11	2.55%
Kindergarten	5	0	0	4	0	0	0	9	2.09%
1st Grade	8	0	0	2	0	0	0	10	2.32%
2nd Grade	5	0	0	2	0	0	0	7	1.62%
3rd Grade	3	0	0	3	0	0	0	6	1.39%
4th Grade	4	0	0	2	0	0	0	6	1.39%
5th Grade	4	0	0	2	0	0	0	6	1.39%
6th Grade	8	0	0	3	0	0	0	11	2.55%
7th Grade	10	0	0	4	0	0	0	14	3.25%
8th Grade	22	2	0	5	0	1	0	30	6.96%
9th Grade	23	0	0	9	0	1	0	33	7.66%
10th Grade	16	1	1	14	1	0	0	33	7.66%
11th Grade	27	0	0	10	0	0	0	37	8.58%
12th Grade	0	0	0	1	0	0	0	1	0.23%
Non-Graded Special Ed	0	0	0	0	0	0	0	0	0.00%
GED	2	0	0	0	0	0	0	2	0.46%
Graduated	0	0	0	1	0	0	0	1	0.23%
Never Attended School	0	0	0	0	0	0	0	0	0.00%
Unknown	62	2	1	41	1	1	56	164	38.05%
Other	0	0	0	0	0	0	0	0	0.00%
Totals	224	5	2	138	2	4	56	431	

Children Enrolled in School

	Children	% of All Children
Enrolled	242	56.15%
Not Enrolled	51	11.83%
Unknown	138	32.02%
	431	

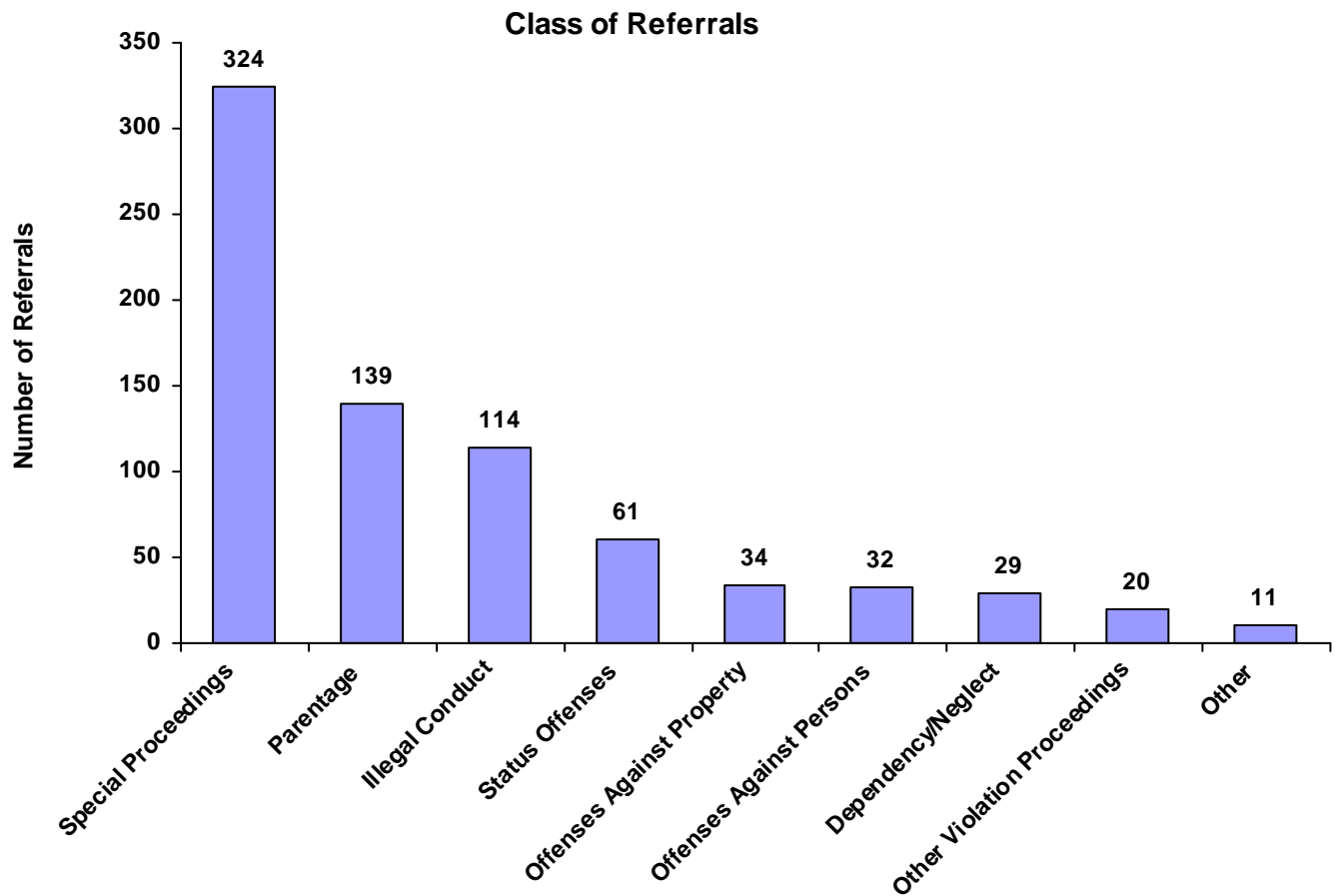
Children Enrolled in Special Education

	Children	% of All Children
Enrolled	22	5.10%
Not Enrolled	266	61.72%
Unknown	143	33.18%
	431	

**TENNESSEE COUNCIL OF JUVENILE AND FAMILY COURT JUDGES
2008 WAYNE COUNTY JUVENILE COURT STATISTICAL DATA**

Class of Referrals by Race and Sex for CY 2008

	White Male	African American Male	Other Race Male	White Female	African American Female	Other Race Female	Unknown Race or Sex	Total	% of Total Referrals
Offenses Against Persons	18	1	1	10	1	0	1	32	4.19%
Offenses Against Property	27	3	1	3	0	0	0	34	4.45%
Illegal Conduct	85	1	0	27	0	0	1	114	14.92%
Status Offenses	41	2	0	18	0	0	0	61	7.98%
Dependency/Neglect	12	0	0	13	0	0	4	29	3.80%
Other Violation Proceedings	16	0	0	3	0	0	1	20	2.62%
Parentage	66	0	0	58	0	4	11	139	18.19%
Special Proceedings	159	1	0	103	1	0	60	324	42.41%
Other	4	0	0	5	0	0	2	11	1.44%
Totals	428	8	2	240	2	4	80	764	



**TENNESSEE COUNCIL OF JUVENILE AND FAMILY COURT JUDGES
2008 WAYNE COUNTY JUVENILE COURT STATISTICAL DATA**

Referrals by Class and Type Of Offense by Race and Sex for CY 2008

	White Male	African American Male	Other Race Male	White Female	African American Female	Other Race Female	Unknown Race or Sex	Total
<u>Offenses Against Persons</u>								
Assault	8	1	1	4	1	0	1	16
Esp. Aggravated Kidnapping	1	0	0	4	0	0	0	5
Aggravated Assault	3	0	0	1	0	0	0	4
Reckless Endangerment	4	0	0	0	0	0	0	4
2nd Degree Murder	0	0	0	1	0	0	0	1
Aggravated Rape	1	0	0	0	0	0	0	1
Criminally Negligent Homicide	1	0	0	0	0	0	0	1
Criminal Homicide	0	0	0	0	0	0	0	0
1st Degree Murder	0	0	0	0	0	0	0	0
Rape of a Child	0	0	0	0	0	0	0	0
Aggravated Vehicular Homicide	0	0	0	0	0	0	0	0
Esp. Aggravated Robbery	0	0	0	0	0	0	0	0
Aggravated Robbery	0	0	0	0	0	0	0	0
Aggravated Kidnapping	0	0	0	0	0	0	0	0
Aggravated Child Abuse / Neglect	0	0	0	0	0	0	0	0
Aggravated Sexual Battery	0	0	0	0	0	0	0	0
Rape	0	0	0	0	0	0	0	0
Voluntary Manslaughter	0	0	0	0	0	0	0	0
Vehicular Homicide	0	0	0	0	0	0	0	0
Sexual Abuse of a Child	0	0	0	0	0	0	0	0
Other Sexual Offenses	0	0	0	0	0	0	0	0
Robbery	0	0	0	0	0	0	0	0
Attempted Crime Against a Person	0	0	0	0	0	0	0	0
Totals	18	1	1	10	1	0	1	32
<u>Offenses Against Property</u>								
Theft of Property	11	2	0	0	0	0	0	13
Vandalism	8	0	1	2	0	0	0	11
Arson	3	1	0	0	0	0	0	4
Burglary	3	0	0	1	0	0	0	4
Worthless Checks	1	0	0	0	0	0	0	1
Unauthorized Use of a Vehicle	1	0	0	0	0	0	0	1
Aggravated Arson	0	0	0	0	0	0	0	0
Aggravated Burglary	0	0	0	0	0	0	0	0
Forgery	0	0	0	0	0	0	0	0
Illegal Poss/Use of Credit/Debit Cards	0	0	0	0	0	0	0	0
Cruelty to Animals	0	0	0	0	0	0	0	0
Totals	27	3	1	3	0	0	0	34

**TENNESSEE COUNCIL OF JUVENILE AND FAMILY COURT JUDGES
2008 WAYNE COUNTY JUVENILE COURT STATISTICAL DATA**

Referrals by Class and Type Of Offense by Race and Sex for CY 2008

	White Male	African American Male	Other Race Male	White Female	African American Female	Other Race Female	Unknown Race or Sex	Total
<u>Illegal Conduct</u>								
Possession/Consumption of Alcohol	28	0	0	11	0	0	0	39
Violation of Probation	15	0	0	7	0	0	1	23
Possession of Controlled Substances	14	0	0	2	0	0	0	16
Traffic	5	0	0	5	0	0	0	10
Harassment	5	0	0	0	0	0	0	5
Local Ordinances	5	0	0	0	0	0	0	5
Failure to Appear	3	0	0	0	0	0	0	3
Sale of Controlled Substances	2	0	0	0	0	0	0	2
Other Drug Offenses	2	0	0	0	0	0	0	2
Carrying Weapons on School Property	2	0	0	0	0	0	0	2
Evading Arrest	1	1	0	0	0	0	0	2
Resist Stop/Frisk/Halt/Arrest/Search	0	0	0	2	0	0	0	2
Criminal Trespass	2	0	0	0	0	0	0	2
Violation of Wildlife Regulations	1	0	0	0	0	0	0	1
Criminal Attempt	0	0	0	0	0	0	0	0
Unlawful Carrying / Poss of a Weapon	0	0	0	0	0	0	0	0
Escape	0	0	0	0	0	0	0	0
Driving Under Influence (DUI)	0	0	0	0	0	0	0	0
Aggravated Criminal Trespass	0	0	0	0	0	0	0	0
Filing a False Police Report	0	0	0	0	0	0	0	0
Criminal Impersonation	0	0	0	0	0	0	0	0
Disorderly Conduct	0	0	0	0	0	0	0	0
Public Intoxication	0	0	0	0	0	0	0	0
Gambling	0	0	0	0	0	0	0	0
Contempt of Court	0	0	0	0	0	0	0	0
Violation of Aftercare	0	0	0	0	0	0	0	0
Totals	85	1	0	27	0	0	1	114
<u>Status Offenses</u>								
Possession of Tobacco Products	19	0	0	0	0	0	0	19
Unruly Behavior	10	0	0	7	0	0	0	17
Truancy	6	0	0	7	0	0	0	13
In-State Runaway	6	2	0	3	0	0	0	11
Violation of a Valid Court Order	0	0	0	1	0	0	0	1
Out-of-State Runaway	0	0	0	0	0	0	0	0
Violation of Curfew	0	0	0	0	0	0	0	0
Totals	41	2	0	18	0	0	0	61
<u>Dependency/Neglect</u>								
Dependency / Neglect	12	0	0	13	0	0	4	29
Sexually Abused Child	0	0	0	0	0	0	0	0
Physically Abused Child	0	0	0	0	0	0	0	0
Termination of Parental Rights	0	0	0	0	0	0	0	0
Totals	12	0	0	13	0	0	4	29

**TENNESSEE COUNCIL OF JUVENILE AND FAMILY COURT JUDGES
2008 WAYNE COUNTY JUVENILE COURT STATISTICAL DATA**

Referrals by Class and Type Of Offense by Race and Sex for CY 2008

	White Male	African American Male	Other Race Male	White Female	African American Female	Other Race Female	Unknown Race or Sex	Total
<u>Other Violation Proceedings</u>								
Violation of Informal Adjustment	16	0	0	3	0	0	1	20
Violation of Pretrial Diversion	0	0	0	0	0	0	0	0
Totals	16	0	0	3	0	0	1	20
<u>Parentage</u>								
Child Support	36	0	0	27	0	3	5	71
Custody	24	0	0	26	0	1	5	56
Visitation	2	0	0	4	0	0	0	6
Paternity / Legitimation	4	0	0	1	0	0	1	6
Totals	66	0	0	58	0	4	11	139
<u>Special Proceedings</u>								
Judicial Review	159	1	0	103	1	0	60	324
Administrative Review	0	0	0	0	0	0	0	0
Foster Care Review	0	0	0	0	0	0	0	0
Request for Medical Treatment	0	0	0	0	0	0	0	0
Consent to Marry	0	0	0	0	0	0	0	0
Totals	159	1	0	103	1	0	60	324
<u>Other</u>								
Other	4	0	0	5	0	0	2	11
Totals	4	0	0	5	0	0	2	11
All Referral Totals	428	8	2	240	2	4	80	764

**TENNESSEE COUNCIL OF JUVENILE AND FAMILY COURT JUDGES
2008 WAYNE COUNTY JUVENILE COURT STATISTICAL DATA**

Referral Reasons by Type of Offense, Race and Sex for CY 2008

	White Male	African American Male	Other Race Male	White Female	African American Female	Other Race Female	Unknown Race or Sex	Total
Delinquent								
Possession/Consumption of Alcohol	28	0	0	11	0	0	0	39
Violation of Probation	15	0	0	7	0	0	1	23
Assault	8	1	1	4	1	0	1	16
Possession of Controlled Substances	14	0	0	2	0	0	0	16
Theft of Property	11	2	0	0	0	0	0	13
Vandalism	8	0	1	2	0	0	0	11
Traffic	5	0	0	5	0	0	0	10
Esp. Aggravated Kidnapping	1	0	0	4	0	0	0	5
Harassment	5	0	0	0	0	0	0	5
Local Ordinances	5	0	0	0	0	0	0	5
Aggravated Assault	3	0	0	1	0	0	0	4
Reckless Endangerment	4	0	0	0	0	0	0	4
Arson	3	1	0	0	0	0	0	4
Burglary	3	0	0	1	0	0	0	4
Failure to Appear	3	0	0	0	0	0	0	3
Sale of Controlled Substances	2	0	0	0	0	0	0	2
Other Drug Offenses	2	0	0	0	0	0	0	2
Carrying Weapons on School Property	2	0	0	0	0	0	0	2
Evading Arrest	1	1	0	0	0	0	0	2
Resist Stop/Frisk/Halt/Arrest/Search	0	0	0	2	0	0	0	2
Criminal Trespass	2	0	0	0	0	0	0	2
2nd Degree Murder	0	0	0	1	0	0	0	1
Aggravated Rape	1	0	0	0	0	0	0	1
Criminally Negligent Homicide	1	0	0	0	0	0	0	1
Worthless Checks	1	0	0	0	0	0	0	1
Unauthorized Use of a Vehicle	1	0	0	0	0	0	0	1
Violation of Wildlife Regulations	1	0	0	0	0	0	0	1
Criminal Homicide	0	0	0	0	0	0	0	0
1st Degree Murder	0	0	0	0	0	0	0	0
Rape of a Child	0	0	0	0	0	0	0	0
Aggravated Vehicular Homicide	0	0	0	0	0	0	0	0
Esp. Aggravated Robbery	0	0	0	0	0	0	0	0
Aggravated Robbery	0	0	0	0	0	0	0	0
Aggravated Kidnapping	0	0	0	0	0	0	0	0
Aggravated Child Abuse / Neglect	0	0	0	0	0	0	0	0
Aggravated Sexual Battery	0	0	0	0	0	0	0	0
Rape	0	0	0	0	0	0	0	0
Voluntary Manslaughter	0	0	0	0	0	0	0	0
Vehicular Homicide	0	0	0	0	0	0	0	0
Sexual Abuse of a Child	0	0	0	0	0	0	0	0
Other Sexual Offenses	0	0	0	0	0	0	0	0
Robbery	0	0	0	0	0	0	0	0
Attempted Crime Against a Person	0	0	0	0	0	0	0	0
Aggravated Arson	0	0	0	0	0	0	0	0
Aggravated Burglary	0	0	0	0	0	0	0	0
Forgery	0	0	0	0	0	0	0	0
Illegal Poss/Use of Credit/Debit Cards	0	0	0	0	0	0	0	0
Cruelty to Animals	0	0	0	0	0	0	0	0
Criminal Attempt	0	0	0	0	0	0	0	0
Unlawful Carrying / Poss of a Weapon	0	0	0	0	0	0	0	0
Escape	0	0	0	0	0	0	0	0
Driving Under Influence (DUI)	0	0	0	0	0	0	0	0

**TENNESSEE COUNCIL OF JUVENILE AND FAMILY COURT JUDGES
2008 WAYNE COUNTY JUVENILE COURT STATISTICAL DATA**

Referral Reasons by Type of Offense, Race and Sex for CY 2008

	White Male	African American Male	Other Race Male	White Female	African American Female	Other Race Female	Unknown Race or Sex	Total
<u>Delinquent</u>								
Aggravated Criminal Trespass	0	0	0	0	0	0	0	0
Filing a False Police Report	0	0	0	0	0	0	0	0
Criminal Impersonation	0	0	0	0	0	0	0	0
Disorderly Conduct	0	0	0	0	0	0	0	0
Public Intoxication	0	0	0	0	0	0	0	0
Gambling	0	0	0	0	0	0	0	0
Contempt of Court	0	0	0	0	0	0	0	0
Violation of Aftercare	0	0	0	0	0	0	0	0
Totals	130	5	2	40	1	0	2	180
<u>Status</u>								
Possession of Tobacco Products	19	0	0	0	0	0	0	19
Unruly Behavior	10	0	0	7	0	0	0	17
Truancy	6	0	0	7	0	0	0	13
In-State Runaway	6	2	0	3	0	0	0	11
Violation of a Valid Court Order	0	0	0	1	0	0	0	1
Out-of-State Runaway	0	0	0	0	0	0	0	0
Violation of Curfew	0	0	0	0	0	0	0	0
Totals	41	2	0	18	0	0	0	61
<u>Dependency and Neglect</u>								
Dependency / Neglect	12	0	0	13	0	0	4	29
Sexually Abused Child	0	0	0	0	0	0	0	0
Physically Abused Child	0	0	0	0	0	0	0	0
Termination of Parental Rights	0	0	0	0	0	0	0	0
Totals	12	0	0	13	0	0	4	29
<u>Other Violations</u>								
Violation of Informal Adjustment	16	0	0	3	0	0	1	20
Violation of Pretrial Diversion	0	0	0	0	0	0	0	0
Totals	16	0	0	3	0	0	1	20
<u>Special Proceedings</u>								
Judicial Review	159	1	0	103	1	0	60	324
Child Support	36	0	0	27	0	3	5	71
Custody	24	0	0	26	0	1	5	56
Visitation	2	0	0	4	0	0	0	6
Paternity / Legitimation	4	0	0	1	0	0	1	6
Administrative Review	0	0	0	0	0	0	0	0
Foster Care Review	0	0	0	0	0	0	0	0
Request for Medical Treatment	0	0	0	0	0	0	0	0
Consent to Marry	0	0	0	0	0	0	0	0
Totals	225	1	0	161	1	4	71	463
<u>Other</u>								
Other	4	0	0	5	0	0	2	11
Totals	4	0	0	5	0	0	2	11
All Referral Totals	428	8	2	240	2	4	80	764

**TENNESSEE COUNCIL OF JUVENILE AND FAMILY COURT JUDGES
2008 WAYNE COUNTY JUVENILE COURT STATISTICAL DATA**

Top 4 Referral Reasons by Race and Sex for CY 2008

Sex	Race	Referral Reason	Total
Male			
	White	1. Judicial Review	159
		2. Child Support	36
		3. Possession/Consumption of Alcohol	28
		4. Custody	24
	African American	1. In-State Runaway	2
		2. Theft of Property	2
		3. Arson	1
		4. Assault	1
	Other Race	1. Assault	1
		2. Vandalism	1
Female			
	White	1. Judicial Review	103
		2. Child Support	27
		3. Custody	26
		4. Dependency / Neglect	13
	African American	1. Judicial Review	1
		2. Assault	1
	Other Race	1. Child Support	3
		2. Custody	1
Unknown			
	Unknown	1. Judicial Review	60
		2. Child Support	5
		3. Custody	5
		4. Dependency / Neglect	4

**TENNESSEE COUNCIL OF JUVENILE AND FAMILY COURT JUDGES
2008 WAYNE COUNTY JUVENILE COURT STATISTICAL DATA**

Top 4 Referral Reasons by Race and Sex and by Type of Offense for CY 2008

Sex	Race	Referral Type	Referral Reason	Total
Male	White	Delinquent	1. Possession/Consumption of Alcohol	28
			2. Violation of Probation	15
			3. Possession of Controlled Substances	14
			4. Theft of Property	11
		Status	1. Possession of Tobacco Products	19
			2. Unruly Behavior	10
			3. Truancy	6
			4. In-State Runaway	6
		Dependency and Neglect	1. Dependency / Neglect	12
		Other Violations	1. Violation of Informal Adjustment	16
		Special Proceedings	1. Judicial Review	159
			2. Child Support	36
			3. Custody	24
4. Paternity / Legitimation	4			
Other	1. Other	4		
Male	African American	Delinquent	1. Theft of Property	2
			2. Arson	1
			3. Assault	1
			4. Evading Arrest	1
		Status	1. In-State Runaway	2
		Special Proceedings	1. Judicial Review	1
Male	Other Race	Delinquent	1. Assault	1
			2. Vandalism	1
Female	White	Delinquent	1. Possession/Consumption of Alcohol	11
			2. Violation of Probation	7
			3. Traffic	5
			4. Esp. Aggravated Kidnapping	4
		Status	1. Truancy	7
			2. Unruly Behavior	7
			3. In-State Runaway	3
			4. Violation of a Valid Court Order	1
		Dependency and Neglect	1. Dependency / Neglect	13
		Other Violations	1. Violation of Informal Adjustment	3
		Special Proceedings	1. Judicial Review	103
			2. Child Support	27
			3. Custody	26
4. Visitation	4			
Other	1. Other	5		
Female	African American	Delinquent	1. Assault	1
		Special Proceedings	1. Judicial Review	1
Female	Other Race	Special Proceedings	1. Child Support	3
			2. Custody	1

**TENNESSEE COUNCIL OF JUVENILE AND FAMILY COURT JUDGES
2008 WAYNE COUNTY JUVENILE COURT STATISTICAL DATA**

Top 4 Referral Reasons by Race and Sex and by Type of Offense for CY 2008

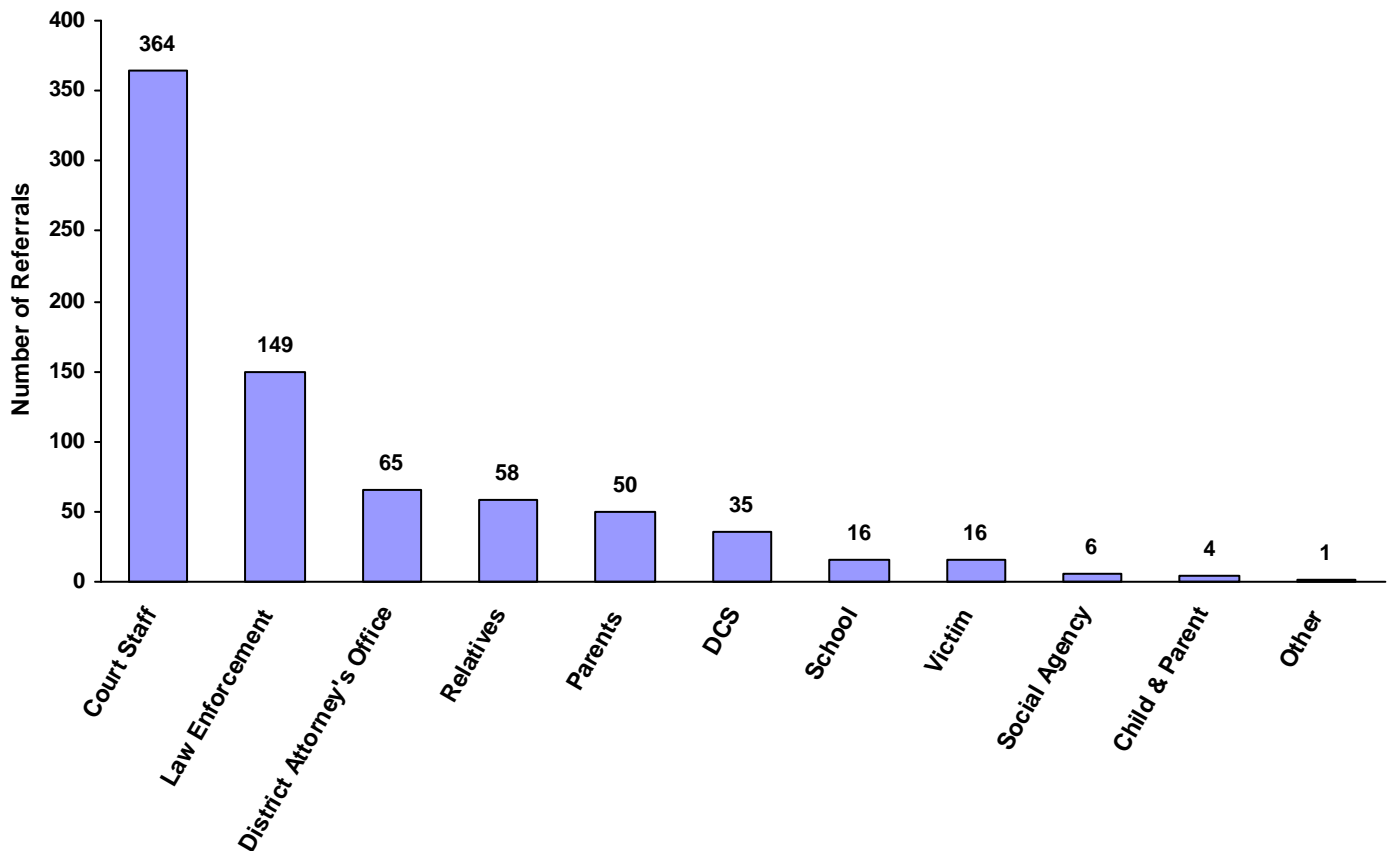
Sex	Race	Referral Type	Referral Reason	Total
Unknown	Unknown	Delinquent	1. Assault	1
			2. Violation of Probation	1
		Dependency and Neglect	1. Dependency / Neglect	4
			Other Violations	1. Violation of Informal Adjustment
		Special Proceedings	1. Judicial Review	60
			2. Child Support	5
			3. Custody	5
		Other	4. Paternity / Legitimation	1
			1. Other	2

**TENNESSEE COUNCIL OF JUVENILE AND FAMILY COURT JUDGES
2008 WAYNE COUNTY JUVENILE COURT STATISTICAL DATA**

Source of Referrals by Race and Sex for CY 2008

	White Male	African American Male	Other Race Male	White Female	African American Female	Other Race Female	Unknown Race or Sex	Total	% of Total Referrals
Law Enforcement	113	3	0	32	1	0	0	149	19.50%
Parents	21	0	0	26	0	0	3	50	6.54%
Relatives	29	0	0	28	0	1	0	58	7.59%
Self	0	0	0	0	0	0	0	0	0.00%
School	9	0	0	7	0	0	0	16	2.09%
CSA	0	0	0	0	0	0	0	0	0.00%
DCS	12	0	0	19	0	0	4	35	4.58%
Other State Department	0	0	0	0	0	0	0	0	0.00%
District Attorney's Office	36	0	0	19	0	3	7	65	8.51%
Court Staff	192	1	0	108	1	0	62	364	47.64%
Social Agency	3	2	1	0	0	0	0	6	0.79%
Other Court	0	0	0	0	0	0	0	0	0.00%
Victim	12	2	1	1	0	0	0	16	2.09%
Child & Parent	1	0	0	0	0	0	3	4	0.52%
Hospital	0	0	0	0	0	0	0	0	0.00%
Unknown	0	0	0	0	0	0	0	0	0.00%
Other	0	0	0	0	0	0	1	1	0.13%
Totals	428	8	2	240	2	4	80	764	

Total Source of Referrals



**TENNESSEE COUNCIL OF JUVENILE AND FAMILY COURT JUDGES
2008 WAYNE COUNTY JUVENILE COURT STATISTICAL DATA**

Six Most Frequent Referral Reasons by Source, Race and Sex for CY 2008

	White Male	African American Male	Other Race Male	White Female	African American Female	Other Race Female	Unknown Race or Sex	Total
<u>Law Enforcement</u>								
1. Possession / Consumption of Alcohol	28	0	0	11	0	0	0	39
2. Possession of Tobacco Products	19	0	0	0	0	0	0	19
3. Possession of Controlled Substances	14	0	0	2	0	0	0	16
4. Theft of Property	11	2	0	0	0	0	0	13
5. Traffic	5	0	0	5	0	0	0	10
6. Vandalism	8	0	0	2	0	0	0	10
<u>Parents</u>								
1. Custody	7	0	0	9	0	0	3	19
2. Unruly Behavior	7	0	0	5	0	0	0	12
3. Child Support	3	0	0	2	0	0	0	5
4. Visitation	1	0	0	4	0	0	0	5
5. Esp. Aggravated Kidnapping	1	0	0	2	0	0	0	3
6. 2nd Degree Murder	0	0	0	1	0	0	0	1
<u>Relatives</u>								
1. Custody	13	0	0	14	0	1	0	28
2. Child Support	6	0	0	7	0	0	0	13
3. Dependency / Neglect	7	0	0	4	0	0	0	11
4. Esp. Aggravated Kidnapping	0	0	0	2	0	0	0	2
5. Assault	1	0	0	0	0	0	0	1
6. In-State Runaway	1	0	0	0	0	0	0	1
<u>Self</u>								
1. NO REFERRAL SUBMITTED	0	0	0	0	0	0	0	0
<u>School</u>								
1. Truancy	5	0	0	7	0	0	0	12
2. Harassment	3	0	0	0	0	0	0	3
3. Unruly Behavior	1	0	0	0	0	0	0	1
4. NO REFERRAL SUBMITTED	0	0	0	0	0	0	0	0
<u>Community Service Agencies</u>								
1. NO REFERRAL SUBMITTED	0	0	0	0	0	0	0	0
<u>Department of Children's Services</u>								
1. Dependency / Neglect	5	0	0	8	0	0	4	17
2. Other	4	0	0	5	0	0	0	9
3. Custody	2	0	0	2	0	0	0	4
4. In-State Runaway	1	0	0	1	0	0	0	2
5. Violation of Probation	0	0	0	2	0	0	0	2
6. Unruly Behavior	0	0	0	1	0	0	0	1
<u>Other State Department</u>								
1. NO REFERRAL SUBMITTED	0	0	0	0	0	0	0	0

**TENNESSEE COUNCIL OF JUVENILE AND FAMILY COURT JUDGES
2008 WAYNE COUNTY JUVENILE COURT STATISTICAL DATA**

Six Most Frequent Referral Reasons by Source, Race and Sex for CY 2008

	White Male	African American Male	Other Race Male	White Female	African American Female	Other Race Female	Unknown Race or Sex	Total
<u>District Attorney's Office</u>								
1. Child Support	27	0	0	18	0	3	2	50
2. Paternity / Legitimation	4	0	0	0	0	0	1	5
3. Custody	2	0	0	0	0	0	2	4
4. Judicial Review	3	0	0	1	0	0	0	4
5. Other	0	0	0	0	0	0	2	2
6. NO REFERRAL SUBMITTED	0	0	0	0	0	0	0	0
<u>Court Staff</u>								
1. Judicial Review	156	1	0	101	1	0	60	319
2. Violation of Informal Adjustment	16	0	0	3	0	0	1	20
3. Violation of Probation	15	0	0	4	0	0	1	20
4. Failure to Appear	3	0	0	0	0	0	0	3
5. Aggravated Rape	1	0	0	0	0	0	0	1
6. Truancy	1	0	0	0	0	0	0	1
<u>Social Agency</u>								
1. In-State Runaway	3	2	0	0	0	0	0	5
2. Vandalism	0	0	1	0	0	0	0	1
3. NO REFERRAL SUBMITTED	0	0	0	0	0	0	0	0
<u>Other Court</u>								
1. NO REFERRAL SUBMITTED	0	0	0	0	0	0	0	0
<u>Victim</u>								
1. Assault	6	1	1	0	0	0	0	8
2. Arson	3	1	0	0	0	0	0	4
3. Harassment	1	0	0	0	0	0	0	1
4. In-State Runaway	1	0	0	0	0	0	0	1
5. Violation of a Valid Court Order	0	0	0	1	0	0	0	1
6. Worthless Checks	1	0	0	0	0	0	0	1
<u>Child & Parent</u>								
1. Child Support	0	0	0	0	0	0	3	3
2. Unruly Behavior	1	0	0	0	0	0	0	1
3. NO REFERRAL SUBMITTED	0	0	0	0	0	0	0	0
<u>Hospital</u>								
1. NO REFERRAL SUBMITTED	0	0	0	0	0	0	0	0
<u>Unknown</u>								
1. NO REFERRAL SUBMITTED	0	0	0	0	0	0	0	0
<u>Other</u>								
1. Assault	0	0	0	0	0	0	1	1
2. NO REFERRAL SUBMITTED	0	0	0	0	0	0	0	0

**TENNESSEE COUNCIL OF JUVENILE AND FAMILY COURT JUDGES
2008 WAYNE COUNTY JUVENILE COURT STATISTICAL DATA**

Source of Referrals by Type of Offense, Race and Sex for CY 2008

	White Male	African American Male	Other Race Male	White Female	African American Female	Other Race Female	Unknown Race or Sex	Total
<u>Delinquent</u>								
Law Enforcement	93	3	0	29	1	0	0	126
Court Staff	19	0	0	4	0	0	1	24
Victim	11	2	1	0	0	0	0	14
Parents	3	0	0	3	0	0	0	6
Relatives	1	0	0	2	0	0	0	3
School	3	0	0	0	0	0	0	3
DCS	0	0	0	2	0	0	0	2
Other	0	0	0	0	0	0	1	1
Social Agency	0	0	1	0	0	0	0	1
Child & Parent	0	0	0	0	0	0	0	0
CSA	0	0	0	0	0	0	0	0
District Attorney's Office	0	0	0	0	0	0	0	0
Hospital	0	0	0	0	0	0	0	0
Other Court	0	0	0	0	0	0	0	0
Other State Department	0	0	0	0	0	0	0	0
Self	0	0	0	0	0	0	0	0
Unknown	0	0	0	0	0	0	0	0
Totals	130	5	2	40	1	0	2	180

	White Male	African American Male	Other Race Male	White Female	African American Female	Other Race Female	Unknown Race or Sex	Total
<u>Status/Unruly</u>								
Law Enforcement	20	0	0	2	0	0	0	22
Parents	7	0	0	6	0	0	0	13
School	6	0	0	7	0	0	0	13
Social Agency	3	2	0	0	0	0	0	5
DCS	1	0	0	2	0	0	0	3
Victim	1	0	0	1	0	0	0	2
Child & Parent	1	0	0	0	0	0	0	1
Court Staff	1	0	0	0	0	0	0	1
Relatives	1	0	0	0	0	0	0	1
CSA	0	0	0	0	0	0	0	0
District Attorney's Office	0	0	0	0	0	0	0	0
Hospital	0	0	0	0	0	0	0	0
Other	0	0	0	0	0	0	0	0
Other Court	0	0	0	0	0	0	0	0
Other State Department	0	0	0	0	0	0	0	0
Self	0	0	0	0	0	0	0	0
Unknown	0	0	0	0	0	0	0	0
Totals	41	2	0	18	0	0	0	61

**TENNESSEE COUNCIL OF JUVENILE AND FAMILY COURT JUDGES
2008 WAYNE COUNTY JUVENILE COURT STATISTICAL DATA**

Source of Referrals by Type of Offense, Race and Sex for CY 2008

	White Male	African American Male	Other Race Male	White Female	African American Female	Other Race Female	Unknown Race or Sex	Total
<u>Dependency and Neglect</u>								
DCS	5	0	0	8	0	0	4	17
Relatives	7	0	0	4	0	0	0	11
Parents	0	0	0	1	0	0	0	1
Child & Parent	0	0	0	0	0	0	0	0
Court Staff	0	0	0	0	0	0	0	0
CSA	0	0	0	0	0	0	0	0
District Attorney's Office	0	0	0	0	0	0	0	0
Hospital	0	0	0	0	0	0	0	0
Law Enforcement	0	0	0	0	0	0	0	0
Other	0	0	0	0	0	0	0	0
Other Court	0	0	0	0	0	0	0	0
Other State Department	0	0	0	0	0	0	0	0
School	0	0	0	0	0	0	0	0
Self	0	0	0	0	0	0	0	0
Social Agency	0	0	0	0	0	0	0	0
Unknown	0	0	0	0	0	0	0	0
Victim	0	0	0	0	0	0	0	0
Totals	12	0	0	13	0	0	4	29

<u>Other Violations</u>								
Court Staff	16	0	0	3	0	0	1	20
Child & Parent	0	0	0	0	0	0	0	0
CSA	0	0	0	0	0	0	0	0
DCS	0	0	0	0	0	0	0	0
District Attorney's Office	0	0	0	0	0	0	0	0
Hospital	0	0	0	0	0	0	0	0
Law Enforcement	0	0	0	0	0	0	0	0
Other	0	0	0	0	0	0	0	0
Other Court	0	0	0	0	0	0	0	0
Other State Department	0	0	0	0	0	0	0	0
Parents	0	0	0	0	0	0	0	0
Relatives	0	0	0	0	0	0	0	0
School	0	0	0	0	0	0	0	0
Self	0	0	0	0	0	0	0	0
Social Agency	0	0	0	0	0	0	0	0
Unknown	0	0	0	0	0	0	0	0
Victim	0	0	0	0	0	0	0	0
Totals	16	0	0	3	0	0	1	20

**TENNESSEE COUNCIL OF JUVENILE AND FAMILY COURT JUDGES
2008 WAYNE COUNTY JUVENILE COURT STATISTICAL DATA**

Source of Referrals by Type of Offense, Race and Sex for CY 2008

	White Male	African American Male	Other Race Male	White Female	African American Female	Other Race Female	Unknown Race or Sex	Total
<u>Special Proceedings</u>								
Court Staff	156	1	0	101	1	0	60	319
District Attorney's Office	36	0	0	19	0	3	5	63
Relatives	20	0	0	22	0	1	0	43
Parents	11	0	0	16	0	0	3	30
DCS	2	0	0	2	0	0	0	4
Child & Parent	0	0	0	0	0	0	3	3
Law Enforcement	0	0	0	1	0	0	0	1
CSA	0	0	0	0	0	0	0	0
Hospital	0	0	0	0	0	0	0	0
Other	0	0	0	0	0	0	0	0
Other Court	0	0	0	0	0	0	0	0
Other State Department	0	0	0	0	0	0	0	0
School	0	0	0	0	0	0	0	0
Self	0	0	0	0	0	0	0	0
Social Agency	0	0	0	0	0	0	0	0
Unknown	0	0	0	0	0	0	0	0
Victim	0	0	0	0	0	0	0	0
Totals	225	1	0	161	1	4	71	463
<u>Other</u>								
DCS	4	0	0	5	0	0	0	9
District Attorney's Office	0	0	0	0	0	0	2	2
Child & Parent	0	0	0	0	0	0	0	0
Court Staff	0	0	0	0	0	0	0	0
CSA	0	0	0	0	0	0	0	0
Hospital	0	0	0	0	0	0	0	0
Law Enforcement	0	0	0	0	0	0	0	0
Other	0	0	0	0	0	0	0	0
Other Court	0	0	0	0	0	0	0	0
Other State Department	0	0	0	0	0	0	0	0
Parents	0	0	0	0	0	0	0	0
Relatives	0	0	0	0	0	0	0	0
School	0	0	0	0	0	0	0	0
Self	0	0	0	0	0	0	0	0
Social Agency	0	0	0	0	0	0	0	0
Unknown	0	0	0	0	0	0	0	0
Victim	0	0	0	0	0	0	0	0
Totals	4	0	0	5	0	0	2	11
All Referral Source Totals	428	8	2	240	2	4	80	764

**TENNESSEE COUNCIL OF JUVENILE AND FAMILY COURT JUDGES
2008 WAYNE COUNTY JUVENILE COURT STATISTICAL DATA**

**Children Referred for Unlawful Carrying/Possession of a Weapon for CY 2008
Total Children = 431**

	White Male	African American Male	Other Race Male	White Female	African American Female	Other Race Female	Unknown Race or Sex	Total	% of All Children Referred
Age Under 1	0	0	0	0	0	0	0	0	0.00%
Age 1	0	0	0	0	0	0	0	0	0.00%
Age 2	0	0	0	0	0	0	0	0	0.00%
Age 3	0	0	0	0	0	0	0	0	0.00%
Age 4	0	0	0	0	0	0	0	0	0.00%
Age 5	0	0	0	0	0	0	0	0	0.00%
Age 6	0	0	0	0	0	0	0	0	0.00%
Age 7	0	0	0	0	0	0	0	0	0.00%
Age 8	0	0	0	0	0	0	0	0	0.00%
Age 9	0	0	0	0	0	0	0	0	0.00%
Age 10	0	0	0	0	0	0	0	0	0.00%
Age 11	0	0	0	0	0	0	0	0	0.00%
Age 12	0	0	0	0	0	0	0	0	0.00%
Age 13	0	0	0	0	0	0	0	0	0.00%
Age 14	0	0	0	0	0	0	0	0	0.00%
Age 15	0	0	0	0	0	0	0	0	0.00%
Age 16	0	0	0	0	0	0	0	0	0.00%
Age 17	0	0	0	0	0	0	0	0	0.00%
Age 18	0	0	0	0	0	0	0	0	0.00%
Age 19 and Over	0	0	0	0	0	0	0	0	0.00%
Totals	0	0	0	0	0	0	0	0	

Total Children Referred for Unlawfully Carrying/Possessing Weapons

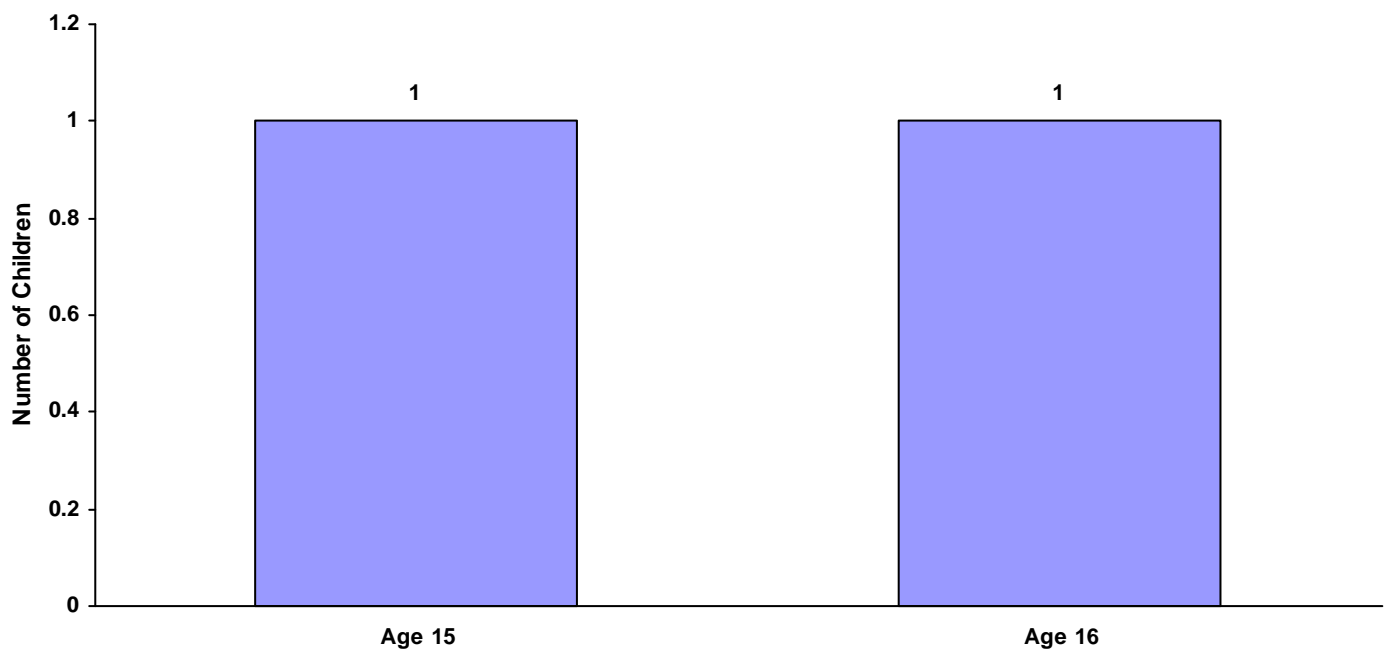
**TENNESSEE COUNCIL OF JUVENILE AND FAMILY COURT JUDGES
2008 WAYNE COUNTY JUVENILE COURT STATISTICAL DATA**

Children Referred for Carrying Weapons on School Property for CY 2008

Total Children = 431

	White Male	African American Male	Other Race Male	White Female	African American Female	Other Race Female	Unknown Race or Sex	Total	% of Children Referred
Age Under 1	0	0	0	0	0	0	0	0	0.00%
Age 1	0	0	0	0	0	0	0	0	0.00%
Age 2	0	0	0	0	0	0	0	0	0.00%
Age 3	0	0	0	0	0	0	0	0	0.00%
Age 4	0	0	0	0	0	0	0	0	0.00%
Age 5	0	0	0	0	0	0	0	0	0.00%
Age 6	0	0	0	0	0	0	0	0	0.00%
Age 7	0	0	0	0	0	0	0	0	0.00%
Age 8	0	0	0	0	0	0	0	0	0.00%
Age 9	0	0	0	0	0	0	0	0	0.00%
Age 10	0	0	0	0	0	0	0	0	0.00%
Age 11	0	0	0	0	0	0	0	0	0.00%
Age 12	0	0	0	0	0	0	0	0	0.00%
Age 13	0	0	0	0	0	0	0	0	0.00%
Age 14	0	0	0	0	0	0	0	0	0.00%
Age 15	1	0	0	0	0	0	0	1	0.23%
Age 16	1	0	0	0	0	0	0	1	0.23%
Age 17	0	0	0	0	0	0	0	0	0.00%
Age 18	0	0	0	0	0	0	0	0	0.00%
Age 19 and Over	0	0	0	0	0	0	0	0	0.00%
Totals	2	0	0	0	0	0	0	2	

Total Children Referred for Carrying Weapons on School Property

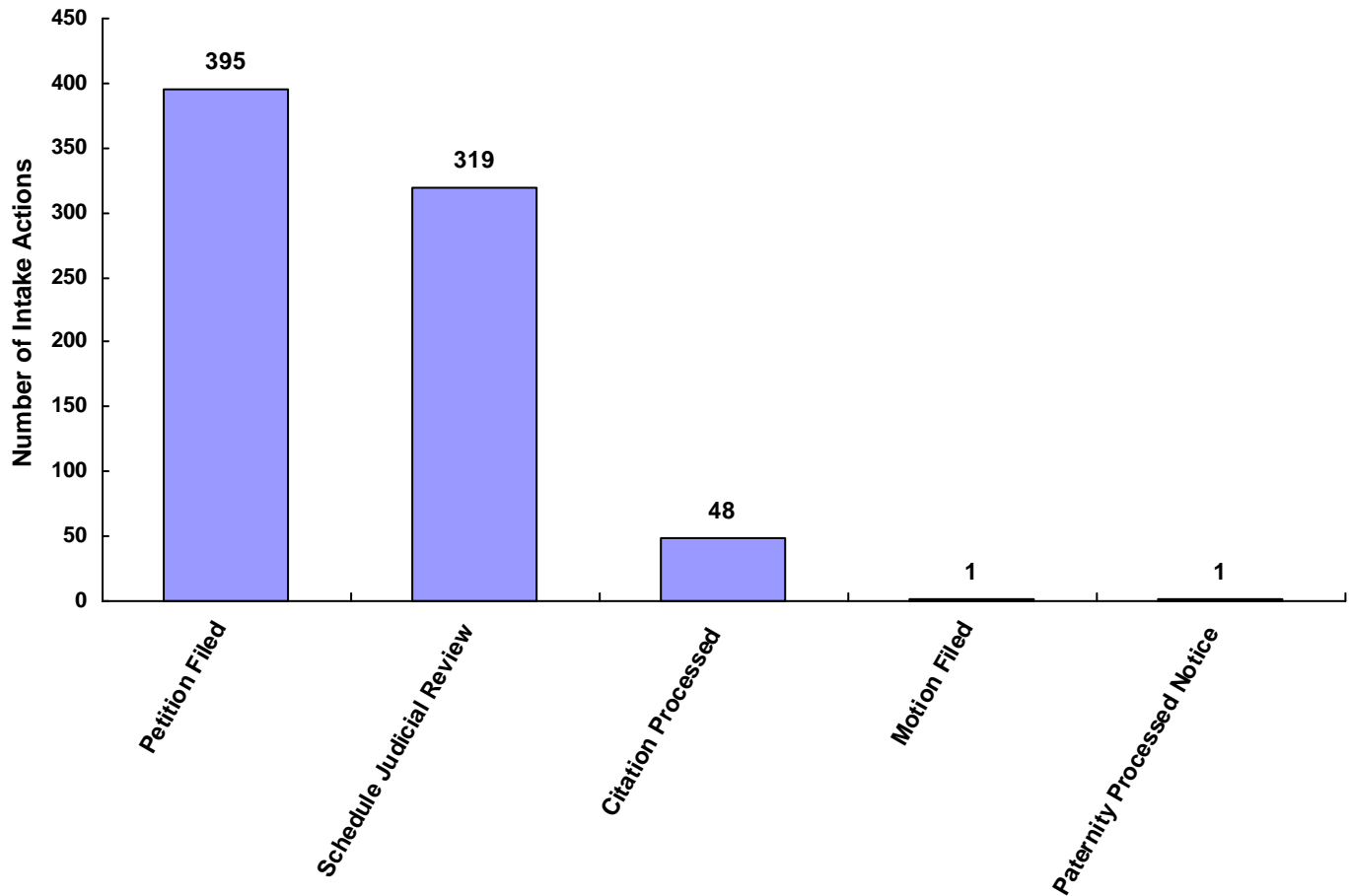


**TENNESSEE COUNCIL OF JUVENILE AND FAMILY COURT JUDGES
2008 WAYNE COUNTY JUVENILE COURT STATISTICAL DATA**

Intake Actions at Referral by Race and Sex for CY 2008

	White Male	African American Male	Other Race Male	White Female	African American Female	Other Race Female	Unknown Race or Sex	Total	% of Total Referrals
Petition Filed	236	7	2	125	1	4	20	395	51.70%
Motion Filed	1	0	0	0	0	0	0	1	0.13%
Citation Processed	34	0	0	14	0	0	0	48	6.28%
Paternity Processed Notice	1	0	0	0	0	0	0	1	0.13%
Schedule Judicial Review	156	1	0	101	1	0	60	319	41.75%
Schedule Admin Review	0	0	0	0	0	0	0	0	0.00%
Schedule Foster Care Review	0	0	0	0	0	0	0	0	0.00%
Unknown	0	0	0	0	0	0	0	0	0.00%
Does Not Apply	0	0	0	0	0	0	0	0	0.00%
Other	0	0	0	0	0	0	0	0	0.00%
Totals	428	8	2	240	2	4	80	764	

Total Intake Actions at Referral



**TENNESSEE COUNCIL OF JUVENILE AND FAMILY COURT JUDGES
2008 WAYNE COUNTY JUVENILE COURT STATISTICAL DATA**

Intake Actions of Referrals by Class of Offense, Race and Sex for CY 2008

	White Male	African American Male	Other Race Male	White Female	African American Female	Other Race Female	Unknown Race or Sex	Total
<u>Offenses Against Persons</u>								
Petition Filed	16	1	1	10	1	0	1	30
Citation Processed	1	0	0	0	0	0	0	1
Scheduling of Judicial Review	1	0	0	0	0	0	0	1
Motion Filed	0	0	0	0	0	0	0	0
Notification of Paternity Processed	0	0	0	0	0	0	0	0
Scheduling of Administrative Review	0	0	0	0	0	0	0	0
Scheduling of Foster Care Review	0	0	0	0	0	0	0	0
Unknown	0	0	0	0	0	0	0	0
Does Not Apply	0	0	0	0	0	0	0	0
Other	0	0	0	0	0	0	0	0
Totals	18	1	1	10	1	0	1	32

<u>Offenses Against Property</u>								
Petition Filed	26	3	1	3	0	0	0	33
Citation Processed	1	0	0	0	0	0	0	1
Motion Filed	0	0	0	0	0	0	0	0
Notification of Paternity Processed	0	0	0	0	0	0	0	0
Scheduling of Judicial Review	0	0	0	0	0	0	0	0
Scheduling of Administrative Review	0	0	0	0	0	0	0	0
Scheduling of Foster Care Review	0	0	0	0	0	0	0	0
Unknown	0	0	0	0	0	0	0	0
Does Not Apply	0	0	0	0	0	0	0	0
Other	0	0	0	0	0	0	0	0
Totals	27	3	1	3	0	0	0	34

<u>Illegal Conduct</u>								
Petition Filed	55	1	0	13	0	0	1	70
Citation Processed	29	0	0	14	0	0	0	43
Motion Filed	1	0	0	0	0	0	0	1
Notification of Paternity Processed	0	0	0	0	0	0	0	0
Scheduling of Judicial Review	0	0	0	0	0	0	0	0
Scheduling of Administrative Review	0	0	0	0	0	0	0	0
Scheduling of Foster Care Review	0	0	0	0	0	0	0	0
Unknown	0	0	0	0	0	0	0	0
Does Not Apply	0	0	0	0	0	0	0	0
Other	0	0	0	0	0	0	0	0
Totals	85	1	0	27	0	0	1	114

**TENNESSEE COUNCIL OF JUVENILE AND FAMILY COURT JUDGES
2008 WAYNE COUNTY JUVENILE COURT STATISTICAL DATA**

Intake Actions of Referrals by Class of Offense, Race and Sex for CY 2008

	White Male	African American Male	Other Race Male	White Female	African American Female	Other Race Female	Unknown Race or Sex	Total
<u>Status Offenses</u>								
Petition Filed	37	2	0	18	0	0	0	57
Citation Processed	3	0	0	0	0	0	0	3
Notification of Paternity Processed	1	0	0	0	0	0	0	1
Motion Filed	0	0	0	0	0	0	0	0
Scheduling of Judicial Review	0	0	0	0	0	0	0	0
Scheduling of Administrative Review	0	0	0	0	0	0	0	0
Scheduling of Foster Care Review	0	0	0	0	0	0	0	0
Unknown	0	0	0	0	0	0	0	0
Does Not Apply	0	0	0	0	0	0	0	0
Other	0	0	0	0	0	0	0	0
Totals	41	2	0	18	0	0	0	61

<u>Dependency/Neglect</u>								
Petition Filed	12	0	0	13	0	0	4	29
Motion Filed	0	0	0	0	0	0	0	0
Citation Processed	0	0	0	0	0	0	0	0
Notification of Paternity Processed	0	0	0	0	0	0	0	0
Scheduling of Judicial Review	0	0	0	0	0	0	0	0
Scheduling of Administrative Review	0	0	0	0	0	0	0	0
Scheduling of Foster Care Review	0	0	0	0	0	0	0	0
Unknown	0	0	0	0	0	0	0	0
Does Not Apply	0	0	0	0	0	0	0	0
Other	0	0	0	0	0	0	0	0
Totals	12	0	0	13	0	0	4	29

<u>Other Violation Proceedings</u>								
Petition Filed	16	0	0	3	0	0	1	20
Motion Filed	0	0	0	0	0	0	0	0
Citation Processed	0	0	0	0	0	0	0	0
Notification of Paternity Processed	0	0	0	0	0	0	0	0
Scheduling of Judicial Review	0	0	0	0	0	0	0	0
Scheduling of Administrative Review	0	0	0	0	0	0	0	0
Scheduling of Foster Care Review	0	0	0	0	0	0	0	0
Unknown	0	0	0	0	0	0	0	0
Does Not Apply	0	0	0	0	0	0	0	0
Other	0	0	0	0	0	0	0	0
Totals	16	0	0	3	0	0	1	20

**TENNESSEE COUNCIL OF JUVENILE AND FAMILY COURT JUDGES
2008 WAYNE COUNTY JUVENILE COURT STATISTICAL DATA**

Intake Actions of Referrals by Class of Offense, Race and Sex for CY 2008

	White Male	African American Male	Other Race Male	White Female	African American Female	Other Race Female	Unknown Race or Sex	Total
<u>Parentage</u>								
Petition Filed	66	0	0	58	0	4	11	139
Motion Filed	0	0	0	0	0	0	0	0
Citation Processed	0	0	0	0	0	0	0	0
Notification of Paternity Processed	0	0	0	0	0	0	0	0
Scheduling of Judicial Review	0	0	0	0	0	0	0	0
Scheduling of Administrative Review	0	0	0	0	0	0	0	0
Scheduling of Foster Care Review	0	0	0	0	0	0	0	0
Unknown	0	0	0	0	0	0	0	0
Does Not Apply	0	0	0	0	0	0	0	0
Other	0	0	0	0	0	0	0	0
Totals	66	0	0	58	0	4	11	139
<u>Special Proceedings</u>								
Scheduling of Judicial Review	155	1	0	101	1	0	60	318
Petition Filed	4	0	0	2	0	0	0	6
Motion Filed	0	0	0	0	0	0	0	0
Citation Processed	0	0	0	0	0	0	0	0
Notification of Paternity Processed	0	0	0	0	0	0	0	0
Scheduling of Administrative Review	0	0	0	0	0	0	0	0
Scheduling of Foster Care Review	0	0	0	0	0	0	0	0
Unknown	0	0	0	0	0	0	0	0
Does Not Apply	0	0	0	0	0	0	0	0
Other	0	0	0	0	0	0	0	0
Totals	159	1	0	103	1	0	60	324
<u>Other</u>								
Petition Filed	4	0	0	5	0	0	2	11
Motion Filed	0	0	0	0	0	0	0	0
Citation Processed	0	0	0	0	0	0	0	0
Notification of Paternity Processed	0	0	0	0	0	0	0	0
Scheduling of Judicial Review	0	0	0	0	0	0	0	0
Scheduling of Administrative Review	0	0	0	0	0	0	0	0
Scheduling of Foster Care Review	0	0	0	0	0	0	0	0
Unknown	0	0	0	0	0	0	0	0
Does Not Apply	0	0	0	0	0	0	0	0
Other	0	0	0	0	0	0	0	0
Totals	4	0	0	5	0	0	2	11
All Intake Action Totals	428	8	2	240	2	4	80	764

**TENNESSEE COUNCIL OF JUVENILE AND FAMILY COURT JUDGES
2008 WAYNE COUNTY JUVENILE COURT STATISTICAL DATA**

Detention Statistics at Referral by Individual Child by Race and Sex for CY 2008

	White Male	African American Male	Other Race Male	White Female	African American Female	Other Race Female	Unknown Race or Sex	Total	% of Total Children
Does Not Apply	222	5	2	138	2	4	56	429	99.54%
Juvenile Detention Facility	2	0	0	0	0	0	0	2	0.46%
Non-Secure Placement	0	0	0	0	0	0	0	0	0.00%
Jail - Complete Separation	0	0	0	0	0	0	0	0	0.00%
Jail - Partial Separation	0	0	0	0	0	0	0	0	0.00%
Jail - No Separation	0	0	0	0	0	0	0	0	0.00%
Psychiatric Hospital	0	0	0	0	0	0	0	0	0.00%
Unknown	0	0	0	0	0	0	0	0	0.00%
Other	0	0	0	0	0	0	0	0	0.00%
Totals	224	5	2	138	2	4	56	431	

Detention Statistics at Referral by Individual Case for CY 2008

	Cases	% of Total Cases
Does Not Apply	684	99.56%
Juvenile Detention Facility	3	0.44%
Non-Secure Placement	0	0.00%
Jail - Complete Separation	0	0.00%
Jail - Partial Separation	0	0.00%
Jail - No Separation	0	0.00%
Psychiatric Hospital	0	0.00%
Unknown	0	0.00%
Other	0	0.00%
	687	100.00%

Detention Statistics above are reported separately by Child and by Case. One child may have multiple cases.

Does Not Apply: Refers to cases not eligible for detention due to the type of Referral or the decision not to detain.

**TENNESSEE COUNCIL OF JUVENILE AND FAMILY COURT JUDGES
2008 WAYNE COUNTY JUVENILE COURT STATISTICAL DATA**

Placement after Secure Detention Hearing by Individual Child by Race and Sex for CY 2008

	White Male	African American Male	Other Race Male	White Female	African American Female	Other Race Female	Unknown Race or Sex	Total	% of Total Children
Does Not Apply	222	5	2	138	2	4	56	429	99.54%
Returned to Prior Living Arr	1	0	0	0	0	0	0	1	0.23%
Foster Family Home	1	0	0	0	0	0	0	1	0.23%
Juvenile Detention Facility	0	0	0	0	0	0	0	0	0.00%
Jail	0	0	0	0	0	0	0	0	0.00%
Shelter / Group Home	0	0	0	0	0	0	0	0	0.00%
Psychiatric Hospital	0	0	0	0	0	0	0	0	0.00%
Unknown	0	0	0	0	0	0	0	0	0.00%
Other	0	0	0	0	0	0	0	0	0.00%
Totals	224	5	2	138	2	4	56	431	

Placement after Secure Detention Hearing by Individual Case for CY 2008

	Cases	% of Total Cases
Does Not Apply	684	99.56%
Returned to Prior Living Arrangement	1	0.15%
Juvenile Detention Facility	1	0.15%
Foster Family Home	1	0.15%
Jail	0	0.00%
Shelter / Group Home	0	0.00%
Psychiatric Hospital	0	0.00%
Unknown	0	0.00%
Other	0	0.00%
	687	100.00%

Detention Statistics above are reported separately by Child and by Case. One child may have multiple cases.

Does Not Apply: Refers to cases not eligible for detention due to the type of Referral or the decision not to detain.

**TENNESSEE COUNCIL OF JUVENILE AND FAMILY COURT JUDGES
2008 WAYNE COUNTY JUVENILE COURT STATISTICAL DATA**

Dispositional Procedures for CY 2008

Procedures used to Dispose or Adjust all Referrals

	Number	% of All Referrals
Formally Adjudicated	186	24.35%
Informally Adjusted	86	11.26%
Transfer to Adult Court Hearings and Charges Cleared	0	0.00%
Otherwise Handled	492	64.40%
	764	100.00%

Referrals Disposed by Formal Adjudicatory Proceedings

	Number	% of All Referrals
Dismissed	59	7.72%
Retired / Nolle Prosequi	31	4.06%
Complaint Substantiated Delinquent	79	10.34%
Complaint Substantiated Status Offender	12	1.57%
Complaint Substantiated Dependent/Neglect	4	0.52%
Complaint Substantiated Abused	1	0.13%
Complaint Substantiated Mentally Ill	0	0.00%
	186	24.34%

Referrals Disposed by Other Actions

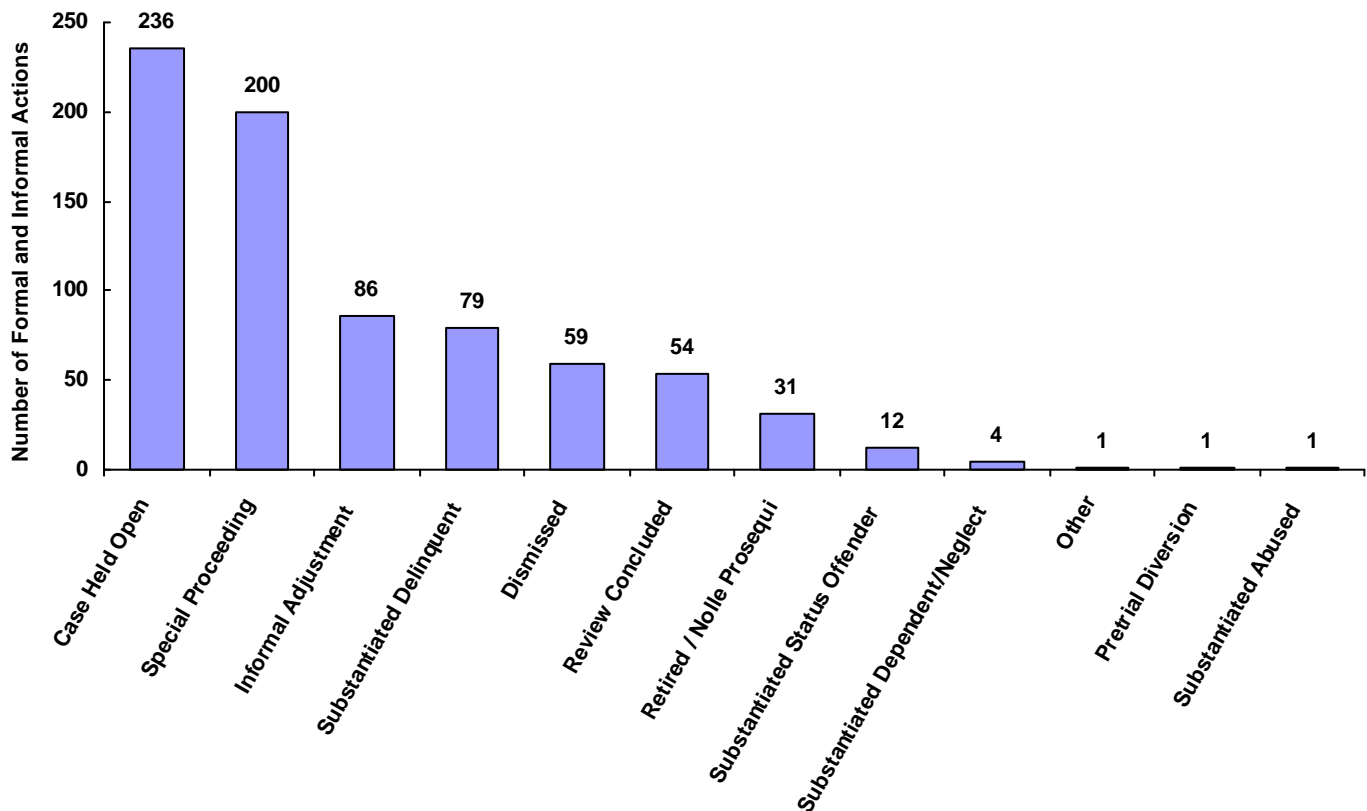
	Number	% of All Referrals
Informal Adjustment	86	11.26%
Transfer to Adult Court Hearing	0	0.00%
Charges Cleared by Transfer to Adult Court	0	0.00%
Pretrial Diversion	1	0.13%
Special Proceeding	200	26.18%
Review Concluded	54	7.07%
Case Held Open	236	30.89%
Other	1	0.13%
Unknown	0	0.00%
	578	75.66%

TENNESSEE COUNCIL OF JUVENILE AND FAMILY COURT JUDGES 2008 WAYNE COUNTY JUVENILE COURT STATISTICAL DATA

Formal and Informal Actions by Race and Sex for CY 2008

	White Male	African American Male	Other Race Male	White Female	African American Female	Other Race Female	Unknown Race or Sex	Total	% of Total Referrals
Dismissed	37	2	1	12	1	3	3	59	7.72%
Retired / Nolle Prosequi	21	1	0	8	1	0	0	31	4.06%
Substantiated Delinquent	58	4	1	14	0	0	2	79	10.34%
Substantiated Status Offender	7	0	0	4	0	0	1	12	1.57%
Substantiated Dependent/Neglect	2	0	0	1	0	0	1	4	0.52%
Substantiated Abused	0	0	0	1	0	0	0	1	0.13%
Substantiated Mentally Ill	0	0	0	0	0	0	0	0	0.00%
Informal Adjustment	66	0	0	20	0	0	0	86	11.26%
Pretrial Diversion	1	0	0	0	0	0	0	1	0.13%
Transfer to Adult Court Hearing	0	0	0	0	0	0	0	0	0.00%
Cleared by Transfer to Adult Court	0	0	0	0	0	0	0	0	0.00%
Special Proceeding	105	1	0	77	0	0	17	200	26.18%
Review Concluded	21	0	0	17	0	0	16	54	7.07%
Case Held Open	110	0	0	86	0	1	39	236	30.89%
Unknown	0	0	0	0	0	0	0	0	0.00%
Other	0	0	0	0	0	0	1	1	0.13%
Totals	428	8	2	240	2	4	80	764	

Total Formal and Informal Actions



**TENNESSEE COUNCIL OF JUVENILE AND FAMILY COURT JUDGES
2008 WAYNE COUNTY JUVENILE COURT STATISTICAL DATA**

Formal and Informal Actions by Type of Offense, Race and Sex for CY 2008

	White Male	African American Male	Other Race Male	White Female	African American Female	Other Race Female	Unknown Race or Sex	Total
<u>Delinquent</u>								
Complaint Substantiated Delinquent	49	2	1	9	0	0	1	62
Informal Adjustment	40	0	0	13	0	0	0	53
Retired / Nolle Prosequi	14	1	0	7	1	0	0	23
Dismissed	16	2	1	2	0	0	0	21
Case Held Open	6	0	0	5	0	0	1	12
Special Proceeding	4	0	0	4	0	0	0	8
Complaint Substantiated Status Offender	1	0	0	0	0	0	0	1
Complaint Substantiated Dependent/Neglect	0	0	0	0	0	0	0	0
Complaint Substantiated Abused	0	0	0	0	0	0	0	0
Complaint Substantiated Mentally Ill	0	0	0	0	0	0	0	0
Pretrial Diversion	0	0	0	0	0	0	0	0
Transfer to Adult Court Hearing	0	0	0	0	0	0	0	0
Charges Cleared by Transfer to Adult Court	0	0	0	0	0	0	0	0
Review Concluded	0	0	0	0	0	0	0	0
Unknown	0	0	0	0	0	0	0	0
Other	0	0	0	0	0	0	0	0
Totals	130	5	2	40	1	0	2	180

<u>Status</u>								
Informal Adjustment	20	0	0	6	0	0	0	26
Complaint Substantiated Delinquent	5	2	0	2	0	0	0	9
Complaint Substantiated Status Offender	6	0	0	3	0	0	0	9
Retired / Nolle Prosequi	5	0	0	1	0	0	0	6
Case Held Open	1	0	0	5	0	0	0	6
Dismissed	4	0	0	1	0	0	0	5
Complaint Substantiated Dependent/Neglect	0	0	0	0	0	0	0	0
Complaint Substantiated Abused	0	0	0	0	0	0	0	0
Complaint Substantiated Mentally Ill	0	0	0	0	0	0	0	0
Pretrial Diversion	0	0	0	0	0	0	0	0
Transfer to Adult Court Hearing	0	0	0	0	0	0	0	0
Charges Cleared by Transfer to Adult Court	0	0	0	0	0	0	0	0
Special Proceeding	0	0	0	0	0	0	0	0
Review Concluded	0	0	0	0	0	0	0	0
Unknown	0	0	0	0	0	0	0	0
Other	0	0	0	0	0	0	0	0
Totals	41	2	0	18	0	0	0	61

**TENNESSEE COUNCIL OF JUVENILE AND FAMILY COURT JUDGES
2008 WAYNE COUNTY JUVENILE COURT STATISTICAL DATA**

Formal and Informal Actions by Type of Offense, Race and Sex for CY 2008

	White Male	African American Male	Other Race Male	White Female	African American Female	Other Race Female	Unknown Race or Sex	Total
<u>Dependency and Neglect</u>								
Case Held Open	4	0	0	6	0	0	2	12
Special Proceeding	6	0	0	2	0	0	2	10
Dismissed	2	0	0	3	0	0	0	5
Complaint Substantiated Status Offender	0	0	0	1	0	0	0	1
Complaint Substantiated Abused	0	0	0	1	0	0	0	1
Retired / Nolle Prosequi	0	0	0	0	0	0	0	0
Complaint Substantiated Delinquent	0	0	0	0	0	0	0	0
Complaint Substantiated Dependent/Neglect	0	0	0	0	0	0	0	0
Complaint Substantiated Mentally Ill	0	0	0	0	0	0	0	0
Informal Adjustment	0	0	0	0	0	0	0	0
Pretrial Diversion	0	0	0	0	0	0	0	0
Transfer to Adult Court Hearing	0	0	0	0	0	0	0	0
Charges Cleared by Transfer to Adult Court	0	0	0	0	0	0	0	0
Review Concluded	0	0	0	0	0	0	0	0
Unknown	0	0	0	0	0	0	0	0
Other	0	0	0	0	0	0	0	0
Totals	12	0	0	13	0	0	4	29
<u>Other Violations</u>								
Complaint Substantiated Delinquent	4	0	0	2	0	0	0	6
Informal Adjustment	6	0	0	0	0	0	0	6
Dismissed	2	0	0	1	0	0	0	3
Case Held Open	2	0	0	0	0	0	0	2
Retired / Nolle Prosequi	1	0	0	0	0	0	0	1
Complaint Substantiated Status Offender	0	0	0	0	0	0	1	1
Pretrial Diversion	1	0	0	0	0	0	0	1
Complaint Substantiated Dependent/Neglect	0	0	0	0	0	0	0	0
Complaint Substantiated Abused	0	0	0	0	0	0	0	0
Complaint Substantiated Mentally Ill	0	0	0	0	0	0	0	0
Transfer to Adult Court Hearing	0	0	0	0	0	0	0	0
Charges Cleared by Transfer to Adult Court	0	0	0	0	0	0	0	0
Special Proceeding	0	0	0	0	0	0	0	0
Review Concluded	0	0	0	0	0	0	0	0
Unknown	0	0	0	0	0	0	0	0
Other	0	0	0	0	0	0	0	0
Totals	16	0	0	3	0	0	1	20

**TENNESSEE COUNCIL OF JUVENILE AND FAMILY COURT JUDGES
2008 WAYNE COUNTY JUVENILE COURT STATISTICAL DATA**

Formal and Informal Actions by Type of Offense, Race and Sex for CY 2008

	White Male	African American Male	Other Race Male	White Female	African American Female	Other Race Female	Unknown Race or Sex	Total
<u>Special Proceedings</u>								
Case Held Open	93	0	0	66	0	1	36	196
Special Proceeding	95	1	0	70	0	0	14	180
Review Concluded	21	0	0	17	0	0	16	54
Dismissed	13	0	0	5	1	3	3	25
Complaint Substantiated Dependent/Neglect	2	0	0	1	0	0	1	4
Complaint Substantiated Delinquent	0	0	0	1	0	0	1	2
Retired / Nolle Prosequi	1	0	0	0	0	0	0	1
Informal Adjustment	0	0	0	1	0	0	0	1
Complaint Substantiated Status Offender	0	0	0	0	0	0	0	0
Complaint Substantiated Abused	0	0	0	0	0	0	0	0
Complaint Substantiated Mentally Ill	0	0	0	0	0	0	0	0
Pretrial Diversion	0	0	0	0	0	0	0	0
Transfer to Adult Court Hearing	0	0	0	0	0	0	0	0
Charges Cleared by Transfer to Adult Court	0	0	0	0	0	0	0	0
Unknown	0	0	0	0	0	0	0	0
Other	0	0	0	0	0	0	0	0
Totals	225	1	0	161	1	4	71	463
<u>Other</u>								
Case Held Open	4	0	0	4	0	0	0	8
Special Proceeding	0	0	0	1	0	0	1	2
Other	0	0	0	0	0	0	1	1
Dismissed	0	0	0	0	0	0	0	0
Retired / Nolle Prosequi	0	0	0	0	0	0	0	0
Complaint Substantiated Delinquent	0	0	0	0	0	0	0	0
Complaint Substantiated Status Offender	0	0	0	0	0	0	0	0
Complaint Substantiated Dependent/Neglect	0	0	0	0	0	0	0	0
Complaint Substantiated Abused	0	0	0	0	0	0	0	0
Complaint Substantiated Mentally Ill	0	0	0	0	0	0	0	0
Informal Adjustment	0	0	0	0	0	0	0	0
Pretrial Diversion	0	0	0	0	0	0	0	0
Transfer to Adult Court Hearing	0	0	0	0	0	0	0	0
Charges Cleared by Transfer to Adult Court	0	0	0	0	0	0	0	0
Review Concluded	0	0	0	0	0	0	0	0
Unknown	0	0	0	0	0	0	0	0
Totals	4	0	0	5	0	0	2	11
All Action Totals	428	8	2	240	2	4	80	764

**TENNESSEE COUNCIL OF JUVENILE AND FAMILY COURT JUDGES
2008 WAYNE COUNTY JUVENILE COURT STATISTICAL DATA**

Formal and Informal Actions by Class of Referral, Race and Sex for CY 2008

	White Male	African American Male	Other Race Male	White Female	African American Female	Other Race Female	Unknown Race or Sex	Total
<u>Offenses Against Persons</u>								
Complaint Substantiated Delinquent	6	0	0	4	0	0	1	11
Special Proceeding	4	0	0	4	0	0	0	8
Retired / Nolle Prosequi	3	1	0	2	1	0	0	7
Dismissed	4	0	1	0	0	0	0	5
Informal Adjustment	1	0	0	0	0	0	0	1
Complaint Substantiated Status Offender	0	0	0	0	0	0	0	0
Complaint Substantiated Dependent/Neglect	0	0	0	0	0	0	0	0
Complaint Substantiated Abused	0	0	0	0	0	0	0	0
Complaint Substantiated Mentally Ill	0	0	0	0	0	0	0	0
Pretrial Diversion	0	0	0	0	0	0	0	0
Transfer to Adult Court Hearing	0	0	0	0	0	0	0	0
Charges Cleared by Transfer to Adult Court	0	0	0	0	0	0	0	0
Review Concluded	0	0	0	0	0	0	0	0
Case Held Open	0	0	0	0	0	0	0	0
Unknown	0	0	0	0	0	0	0	0
Other	0	0	0	0	0	0	0	0
Totals	18	1	1	10	1	0	1	32

<u>Offenses Against Property</u>								
Complaint Substantiated Delinquent	15	2	1	0	0	0	0	18
Informal Adjustment	4	0	0	2	0	0	0	6
Dismissed	4	1	0	0	0	0	0	5
Retired / Nolle Prosequi	3	0	0	1	0	0	0	4
Case Held Open	1	0	0	0	0	0	0	1
Complaint Substantiated Status Offender	0	0	0	0	0	0	0	0
Complaint Substantiated Dependent/Neglect	0	0	0	0	0	0	0	0
Complaint Substantiated Abused	0	0	0	0	0	0	0	0
Complaint Substantiated Mentally Ill	0	0	0	0	0	0	0	0
Pretrial Diversion	0	0	0	0	0	0	0	0
Transfer to Adult Court Hearing	0	0	0	0	0	0	0	0
Charges Cleared by Transfer to Adult Court	0	0	0	0	0	0	0	0
Special Proceeding	0	0	0	0	0	0	0	0
Review Concluded	0	0	0	0	0	0	0	0
Unknown	0	0	0	0	0	0	0	0
Other	0	0	0	0	0	0	0	0
Totals	27	3	1	3	0	0	0	34

**TENNESSEE COUNCIL OF JUVENILE AND FAMILY COURT JUDGES
2008 WAYNE COUNTY JUVENILE COURT STATISTICAL DATA**

Formal and Informal Actions by Class of Referral, Race and Sex for CY 2008

	White Male	African American Male	Other Race Male	White Female	African American Female	Other Race Female	Unknown Race or Sex	Total
<u>Illegal Conduct</u>								
Informal Adjustment	35	0	0	11	0	0	0	46
Complaint Substantiated Delinquent	28	0	0	5	0	0	0	33
Retired / Nolle Prosequi	8	0	0	4	0	0	0	12
Dismissed	8	1	0	2	0	0	0	11
Case Held Open	5	0	0	5	0	0	1	11
Complaint Substantiated Status Offender	1	0	0	0	0	0	0	1
Complaint Substantiated Dependent/Neglect	0	0	0	0	0	0	0	0
Complaint Substantiated Abused	0	0	0	0	0	0	0	0
Complaint Substantiated Mentally Ill	0	0	0	0	0	0	0	0
Pretrial Diversion	0	0	0	0	0	0	0	0
Transfer to Adult Court Hearing	0	0	0	0	0	0	0	0
Charges Cleared by Transfer to Adult Court	0	0	0	0	0	0	0	0
Special Proceeding	0	0	0	0	0	0	0	0
Review Concluded	0	0	0	0	0	0	0	0
Unknown	0	0	0	0	0	0	0	0
Other	0	0	0	0	0	0	0	0
Totals	85	1	0	27	0	0	1	114

<u>Status Offenses</u>								
Informal Adjustment	20	0	0	6	0	0	0	26
Complaint Substantiated Delinquent	5	2	0	2	0	0	0	9
Complaint Substantiated Status Offender	6	0	0	3	0	0	0	9
Retired / Nolle Prosequi	5	0	0	1	0	0	0	6
Case Held Open	1	0	0	5	0	0	0	6
Dismissed	4	0	0	1	0	0	0	5
Complaint Substantiated Dependent/Neglect	0	0	0	0	0	0	0	0
Complaint Substantiated Abused	0	0	0	0	0	0	0	0
Complaint Substantiated Mentally Ill	0	0	0	0	0	0	0	0
Pretrial Diversion	0	0	0	0	0	0	0	0
Transfer to Adult Court Hearing	0	0	0	0	0	0	0	0
Charges Cleared by Transfer to Adult Court	0	0	0	0	0	0	0	0
Special Proceeding	0	0	0	0	0	0	0	0
Review Concluded	0	0	0	0	0	0	0	0
Unknown	0	0	0	0	0	0	0	0
Other	0	0	0	0	0	0	0	0
Totals	41	2	0	18	0	0	0	61

**TENNESSEE COUNCIL OF JUVENILE AND FAMILY COURT JUDGES
2008 WAYNE COUNTY JUVENILE COURT STATISTICAL DATA**

Formal and Informal Actions by Class of Referral, Race and Sex for CY 2008

	White Male	African American Male	Other Race Male	White Female	African American Female	Other Race Female	Unknown Race or Sex	Total
<u>Dependency/Neglect</u>								
Case Held Open	4	0	0	6	0	0	2	12
Special Proceeding	6	0	0	2	0	0	2	10
Dismissed	2	0	0	3	0	0	0	5
Complaint Substantiated Status Offender	0	0	0	1	0	0	0	1
Complaint Substantiated Abused	0	0	0	1	0	0	0	1
Retired / Nolle Prosequi	0	0	0	0	0	0	0	0
Complaint Substantiated Delinquent	0	0	0	0	0	0	0	0
Complaint Substantiated Dependent/Neglect	0	0	0	0	0	0	0	0
Complaint Substantiated Mentally Ill	0	0	0	0	0	0	0	0
Informal Adjustment	0	0	0	0	0	0	0	0
Pretrial Diversion	0	0	0	0	0	0	0	0
Transfer to Adult Court Hearing	0	0	0	0	0	0	0	0
Charges Cleared by Transfer to Adult Court	0	0	0	0	0	0	0	0
Review Concluded	0	0	0	0	0	0	0	0
Unknown	0	0	0	0	0	0	0	0
Other	0	0	0	0	0	0	0	0
Totals	12	0	0	13	0	0	4	29

Other Violation Proceedings

Complaint Substantiated Delinquent	4	0	0	2	0	0	0	6
Informal Adjustment	6	0	0	0	0	0	0	6
Dismissed	2	0	0	1	0	0	0	3
Case Held Open	2	0	0	0	0	0	0	2
Retired / Nolle Prosequi	1	0	0	0	0	0	0	1
Complaint Substantiated Status Offender	0	0	0	0	0	0	1	1
Pretrial Diversion	1	0	0	0	0	0	0	1
Complaint Substantiated Dependent/Neglect	0	0	0	0	0	0	0	0
Complaint Substantiated Abused	0	0	0	0	0	0	0	0
Complaint Substantiated Mentally Ill	0	0	0	0	0	0	0	0
Transfer to Adult Court Hearing	0	0	0	0	0	0	0	0
Charges Cleared by Transfer to Adult Court	0	0	0	0	0	0	0	0
Special Proceeding	0	0	0	0	0	0	0	0
Review Concluded	0	0	0	0	0	0	0	0
Unknown	0	0	0	0	0	0	0	0
Other	0	0	0	0	0	0	0	0
Totals	16	0	0	3	0	0	1	20

**TENNESSEE COUNCIL OF JUVENILE AND FAMILY COURT JUDGES
2008 WAYNE COUNTY JUVENILE COURT STATISTICAL DATA**

Formal and Informal Actions by Class of Referral, Race and Sex for CY 2008

	White Male	African American Male	Other Race Male	White Female	African American Female	Other Race Female	Unknown Race or Sex	Total
<u>Parentage</u>								
Special Proceeding	44	0	0	43	0	0	9	96
Case Held Open	15	0	0	10	0	1	2	28
Dismissed	7	0	0	4	0	3	0	14
Informal Adjustment	0	0	0	1	0	0	0	1
Retired / Nolle Prosequi	0	0	0	0	0	0	0	0
Complaint Substantiated Delinquent	0	0	0	0	0	0	0	0
Complaint Substantiated Status Offender	0	0	0	0	0	0	0	0
Complaint Substantiated Dependent/Neglect	0	0	0	0	0	0	0	0
Complaint Substantiated Abused	0	0	0	0	0	0	0	0
Complaint Substantiated Mentally Ill	0	0	0	0	0	0	0	0
Pretrial Diversion	0	0	0	0	0	0	0	0
Transfer to Adult Court Hearing	0	0	0	0	0	0	0	0
Charges Cleared by Transfer to Adult Court	0	0	0	0	0	0	0	0
Review Concluded	0	0	0	0	0	0	0	0
Unknown	0	0	0	0	0	0	0	0
Other	0	0	0	0	0	0	0	0
Totals	66	0	0	58	0	4	11	139

Special Proceedings

Case Held Open	78	0	0	56	0	0	34	168
Special Proceeding	51	1	0	27	0	0	5	84
Review Concluded	21	0	0	17	0	0	16	54
Dismissed	6	0	0	1	1	0	3	11
Complaint Substantiated Dependent/Neglect	2	0	0	1	0	0	1	4
Complaint Substantiated Delinquent	0	0	0	1	0	0	1	2
Retired / Nolle Prosequi	1	0	0	0	0	0	0	1
Complaint Substantiated Status Offender	0	0	0	0	0	0	0	0
Complaint Substantiated Abused	0	0	0	0	0	0	0	0
Complaint Substantiated Mentally Ill	0	0	0	0	0	0	0	0
Informal Adjustment	0	0	0	0	0	0	0	0
Pretrial Diversion	0	0	0	0	0	0	0	0
Transfer to Adult Court Hearing	0	0	0	0	0	0	0	0
Charges Cleared by Transfer to Adult Court	0	0	0	0	0	0	0	0
Unknown	0	0	0	0	0	0	0	0
Other	0	0	0	0	0	0	0	0
Totals	159	1	0	103	1	0	60	324

**TENNESSEE COUNCIL OF JUVENILE AND FAMILY COURT JUDGES
2008 WAYNE COUNTY JUVENILE COURT STATISTICAL DATA**

Formal and Informal Actions by Class of Referral, Race and Sex for CY 2008

	White Male	African American Male	Other Race Male	White Female	African American Female	Other Race Female	Unknown Race or Sex	Total
Other								
Case Held Open	4	0	0	4	0	0	0	8
Special Proceeding	0	0	0	1	0	0	1	2
Other	0	0	0	0	0	0	1	1
Dismissed	0	0	0	0	0	0	0	0
Retired / Nolle Prosequi	0	0	0	0	0	0	0	0
Complaint Substantiated Delinquent	0	0	0	0	0	0	0	0
Complaint Substantiated Status Offender	0	0	0	0	0	0	0	0
Complaint Substantiated Dependent/Neglect	0	0	0	0	0	0	0	0
Complaint Substantiated Abused	0	0	0	0	0	0	0	0
Complaint Substantiated Mentally Ill	0	0	0	0	0	0	0	0
Informal Adjustment	0	0	0	0	0	0	0	0
Pretrial Diversion	0	0	0	0	0	0	0	0
Transfer to Adult Court Hearing	0	0	0	0	0	0	0	0
Charges Cleared by Transfer to Adult Court	0	0	0	0	0	0	0	0
Review Concluded	0	0	0	0	0	0	0	0
Unknown	0	0	0	0	0	0	0	0
Totals	4	0	0	5	0	0	2	11
<hr/>								
All Action Totals	428	8	2	240	2	4	80	764

**TENNESSEE COUNCIL OF JUVENILE AND FAMILY COURT JUDGES
2008 WAYNE COUNTY JUVENILE COURT STATISTICAL DATA**

Children Transferred to Adult Court by Age at Disposition Date, Race and Sex for CY 2008

Total Children = 431

	White Male	African American Male	Other Race Male	White Female	African American Female	Other Race Female	Unknown Race or Sex	Total	% of All Children Referred
Age Under 1	0	0	0	0	0	0	0	0	0.00%
Age 1	0	0	0	0	0	0	0	0	0.00%
Age 2	0	0	0	0	0	0	0	0	0.00%
Age 3	0	0	0	0	0	0	0	0	0.00%
Age 4	0	0	0	0	0	0	0	0	0.00%
Age 5	0	0	0	0	0	0	0	0	0.00%
Age 6	0	0	0	0	0	0	0	0	0.00%
Age 7	0	0	0	0	0	0	0	0	0.00%
Age 8	0	0	0	0	0	0	0	0	0.00%
Age 9	0	0	0	0	0	0	0	0	0.00%
Age 10	0	0	0	0	0	0	0	0	0.00%
Age 11	0	0	0	0	0	0	0	0	0.00%
Age 12	0	0	0	0	0	0	0	0	0.00%
Age 13	0	0	0	0	0	0	0	0	0.00%
Age 14	0	0	0	0	0	0	0	0	0.00%
Age 15	0	0	0	0	0	0	0	0	0.00%
Age 16	0	0	0	0	0	0	0	0	0.00%
Age 17	0	0	0	0	0	0	0	0	0.00%
Age 18	0	0	0	0	0	0	0	0	0.00%
Age 19 and Over	0	0	0	0	0	0	0	0	0.00%
Totals	0	0	0	0	0	0	0	0	

Total Children Transferred to Adult Court

**TENNESSEE COUNCIL OF JUVENILE AND FAMILY COURT JUDGES
2008 WAYNE COUNTY JUVENILE COURT STATISTICAL DATA**

Outcomes by Type Of Disposition, Race and Sex for CY 2008

	White Male	African American Male	Other Race Male	White Female	African American Female	Other Race Female	Unknown Race or Sex	Total
<u>General Action Codes</u>								
Held Open For Review	177	1	0	122	0	1	37	338
Case Dismissed	36	1	1	21	1	3	10	73
Supervision / Probation to Juvenile Court	34	0	0	16	0	0	1	51
Fine	34	0	0	10	0	0	0	44
Public Service	32	0	0	7	0	0	1	40
Case Retired or Nolle Prosequi	15	1	0	7	1	0	0	24
Released from Probation	10	0	0	2	0	0	7	19
Driver's License Held Informally	12	0	0	3	0	0	0	15
No Contact Order	5	0	0	8	0	0	0	13
Warned / Counseled	8	0	0	2	0	0	2	12
Restitution	6	0	0	2	0	0	0	8
Referred for Mental Health Counseling	5	0	0	2	0	0	0	7
Referred for Alcohol and Drug Counseling	6	0	0	1	0	0	0	7
Dismissed from Informal Adjustment	3	0	0	1	0	0	3	7
Placement with Relative / Other Individual	0	0	0	0	0	0	3	3
Court Defined Curfew	1	0	0	1	0	0	0	2
Probation to Parents	1	0	0	0	0	0	0	1
Private Mental Health Placement	1	0	0	0	0	0	0	1
Referral to Another Entity for Superv/Servc	0	0	0	0	0	0	0	0
Referred to Alternative School	0	0	0	0	0	0	0	0
Referred to Private Child Agency	0	0	0	0	0	0	0	0
Referred to Defensive Driving School	0	0	0	0	0	0	0	0
Referred to Alcohol Safety School	0	0	0	0	0	0	0	0
Referral to Juvenile Court Educ-Based Pgm	0	0	0	0	0	0	0	0
Voluntary Placement with DMHMR	0	0	0	0	0	0	0	0
Private MR Placement	0	0	0	0	0	0	0	0
Placement with City/Cnty Agcy/Facility	0	0	0	0	0	0	0	0
Runaway Returned	0	0	0	0	0	0	0	0
Injunction Other than No Contact Order	0	0	0	0	0	0	0	0
House Arrest	0	0	0	0	0	0	0	0
Dismissed from Pretrial Diversion	0	0	0	0	0	0	0	0
Totals	386	3	1	205	2	4	64	665

**TENNESSEE COUNCIL OF JUVENILE AND FAMILY COURT JUDGES
2008 WAYNE COUNTY JUVENILE COURT STATISTICAL DATA**

Outcomes by Type Of Disposition, Race and Sex for CY 2008

	White Male	African American Male	Other Race Male	White Female	African American Female	Other Race Female	Unknown Race or Sex	Total
<u>Formal Action Codes</u>								
Supervision by DCS	19	0	0	17	0	1	3	40
DCS Probation	9	2	0	8	0	0	0	19
DCS Commitment - Custody	4	0	0	4	0	0	1	9
Transfer to Another Juvenile Court for Dispo	7	0	0	0	0	0	1	8
DCS Commitment - Determinate	1	2	1	0	0	0	0	4
DCS Commitment - Suspended	1	0	0	0	0	0	0	1
Transferred to Adult Court	0	0	0	0	0	0	0	0
DMHMR Involuntary Commitment	0	0	0	0	0	0	0	0
DCS Intensive Probation	0	0	0	0	0	0	0	0
Other Intensive Probation	0	0	0	0	0	0	0	0
Placed Under a Valid Court Order	0	0	0	0	0	0	0	0
Parental Rights Terminated	0	0	0	0	0	0	0	0
Parental Rights Not Terminated	0	0	0	0	0	0	0	0
Totals	41	4	1	29	0	1	5	81

Special Proceedings

Court Costs	44	0	1	13	0	0	0	58
Custody Changed	23	0	0	29	0	1	4	57
Custody Unchanged	27	0	0	22	0	0	6	55
Visitation Changed	18	0	0	25	0	0	6	49
Child Support Amended	23	0	0	15	0	0	4	42
Child Support Granted	19	0	0	16	0	0	3	38
Voluntary Acknowledgement of Paternity	3	0	0	0	0	0	1	4
Order of Reference to DCS	0	0	0	2	0	0	0	2
Paternity Determined / Child Legitimated	1	0	0	1	0	0	0	2
Foster Care Continued	0	0	0	1	0	0	0	1
Foster Care Terminated	0	0	0	0	0	0	0	0
Visitation Unchanged	0	0	0	0	0	0	0	0
Paternity Not Determ/Child Not Legitimated	0	0	0	0	0	0	0	0
Child Support Denied	0	0	0	0	0	0	0	0
Child Support Terminated	0	0	0	0	0	0	0	0
Request for Medical Treatment Granted	0	0	0	0	0	0	0	0
Request for Medical Treatment Denied	0	0	0	0	0	0	0	0
Consent to Marry Granted	0	0	0	0	0	0	0	0
Consent to Marry Denied	0	0	0	0	0	0	0	0
Totals	158	0	1	124	0	1	24	308

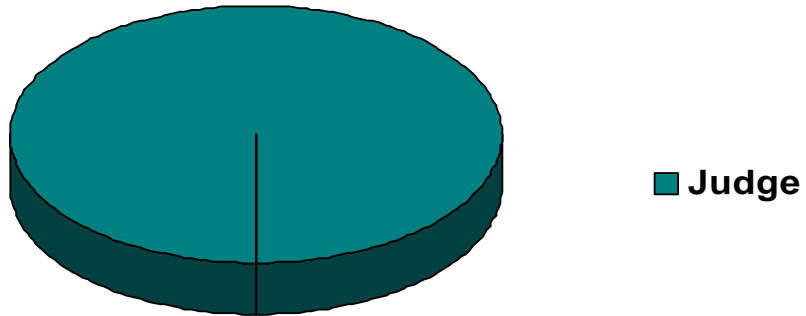
Other Outcome Codes

Other	1	0	0	2	0	0	6	9
Totals	1	0	0	2	0	0	6	9

All Outcome Totals	586	7	3	360	2	6	99	1,063
---------------------------	------------	----------	----------	------------	----------	----------	-----------	--------------

TENNESSEE COUNCIL OF JUVENILE AND FAMILY COURT JUDGES
2008 WAYNE COUNTY JUVENILE COURT STATISTICAL DATA

Breakdown of Referrals by Court Personnel Executing the Action in CY 2008



	Referrals	% of Referrals
Judge	764	100.00%
Referee	0	0.00%
YSO	0	0.00%
Other	0	0.00%
Total	764	100.00%