

2008

State of Tennessee

Annual Juvenile Court Statistical Report

Weakley County Breakdown

TABLE OF CONTENTS

Report Numbers Listed Below are shown at the Bottom of each Report, followed by the Report Page Number

	Report Number
Juvenile Court Referral Process	
Chart – The Juvenile Court Referral Process	1
Chart – Delinquent, Dependent/Neglect/Abuse, and Status/Unruly Referrals	2
Chart – Referrals by Type of Offense	3
Chart – Referrals for Status/Unruly Offenses	4
Children and Referral Counts by Race and Sex	
Table – Children with Delinquent Referrals by Race and Sex	5
Table – Children with Status/Unruly Referrals by Race and Sex	5
Table – Children with Dependency/Neglect/Abuse Allegations by Race and Sex	5
Table – Referrals Delinquent Referrals by Race and Sex	6
Table – Referrals Status/Unruly Referrals by Race and Sex	6
Table – Referrals Dependency/Neglect/Abuse Allegations by Race and Sex	6
Table/Chart – Referrals by Age Group, Race and Sex	7
Table/Chart – Children Referred by Age, Race and Sex	8
Table/Chart – Children Referred by Race and Sex	9
Table/Chart – Children of Hispanic Origin by Race and Sex	10
Table – Referrals by Type of Offense, Age Group, Race and Sex	11
Living Arrangement of the Child at Time of Referral	
Table/Chart – Living Arrangement at Time of Referral by Race and Sex	12
School Status of Individual Children at Time of Referral to Juvenile Court	
Table – Last Grade Completed by Children by Race and Sex	13
Table – Children Enrolled in School	13
Table – Children Enrolled in Special Education	13
Referral Information by Race, Sex and Class of Referral/Offense	
Table/Chart – Class of Referrals by Race and Sex	14
Table - Referrals by Class and Type of Offense by Race and Sex	15
Referral Reasons by Type, Race and Sex	
Table – Referral Reasons by Type of Offense, Race and Sex	16
Table – Top 4 Referral Reasons by Sex and Race	17
Table – Top 4 Referral Reasons by Sex, Race and Type of Offense	18
Source of Referrals to the Juvenile Court	
Table – Source of Referrals by Race and Sex	19
Table – Six Most Frequent Referral Reasons by Source, Race and Sex	20
Table – Source of Referrals by Type of Offense, Race and Sex	21
Children Referred with Weapons Charges	
Table/Chart – Children Referred for Unlawful Carrying/Possession of a Weapon by Age, Race and Sex	22
Table/Chart – Children Referred for Carrying Weapons on School Property	23
Intake Actions at Referral	
Table/Chart – Intake Actions at Referral by Race and Sex	24
Table/Chart – Intake Actions of Referrals by Class of Offense, Race and Sex	25

TABLE OF CONTENTS

Report Numbers Listed Below are shown at the Bottom of each Report, followed by the Report Page Number

	Report Number
Detention Statistics at Referral	
Table – Detention Statistics at Referral by Individual Child by Race and Sex	26
Table – Detention Statistics at Referral by Individual Case	26
Table – Placement After Secure Detention Hearing by Individual Child by Race and Sex	27
Table – Placement After Secure Detention Hearing by Individual Case	27
Dispositional Procedures	
Table – Procedures used to Dispose or Adjust All Referrals	28
Table – Referrals Disposed by Formal Adjudicatory Proceedings	28
Table – Referrals Disposed by Other Actions	28
Formal and Informal Actions	
Table/Chart – Formal and Informal Actions by Race and Sex	29
Table – Formal and Informal Actions by Type of Offense, Race and Sex	30
Table – Formal and Informal Actions by Class of Referral, Race and Sex	31
Children Transferred to Adult Court	
Table/Chart – Children Transferred to Adult Court by Age, Race and Sex	32
Outcomes by Type of Disposition	
Table – Outcomes by Type of Disposition, Race and Sex	33
Juvenile Court Referrals Disposed County-Wide Based on Number of Referrals	
Table/Chart – Breakdown of Referrals by Court Personnel Executing the Action	34

**TENNESSEE COUNCIL OF JUVENILE AND FAMILY COURT JUDGES
2008 WEAKLEY COUNTY JUVENILE COURT STATISTICAL DATA**

The Juvenile Court Referral Process for CY 2008

Delinquent 265	Status 184	Dependency and Neglect 49	Other Violations 0	Special Proceedings 15	Parentage 17	Other 13
--------------------------	----------------------	-------------------------------------	------------------------------	----------------------------------	------------------------	--------------------



Parents, Victims, School, Relatives, State Dept, etc.
301

Law Enforcement
242

Pretrial Diversion, Informal Adjustment
139

Court Actions
543

Transfer to Adult Court Hearing
0

Charges Cleared By Transfer to Adult Court
0

Special Proceeding
22

Review Concluded
14

Case Held Open
17

Other
3

Formal Adjudications
348

Juvenile Court System Outcomes / Dispositions
962

Formal
92

General
614

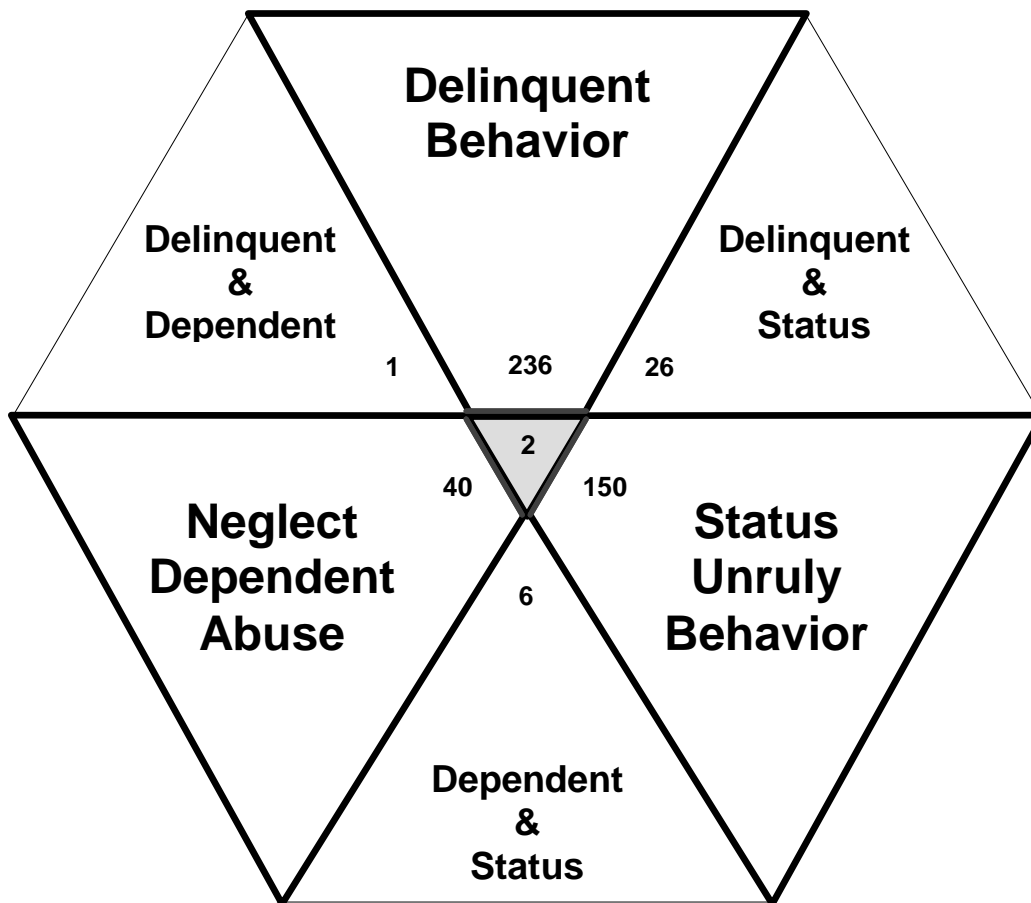
Special Proceedings
189

Other
67

**TENNESSEE COUNCIL OF JUVENILE AND FAMILY COURT JUDGES
2008 WEAKLEY COUNTY JUVENILE COURT STATISTICAL DATA**

Delinquent, Dependent/Neglect/Abuse, and Status/Unruly Referrals for CY 2008

Total = 461



The remaining referrals are for:
Custody, Visitation, Paternity/Legitimation, Child Support,
Special Procedures and Other Referrals

Each child may be counted
in more than one category

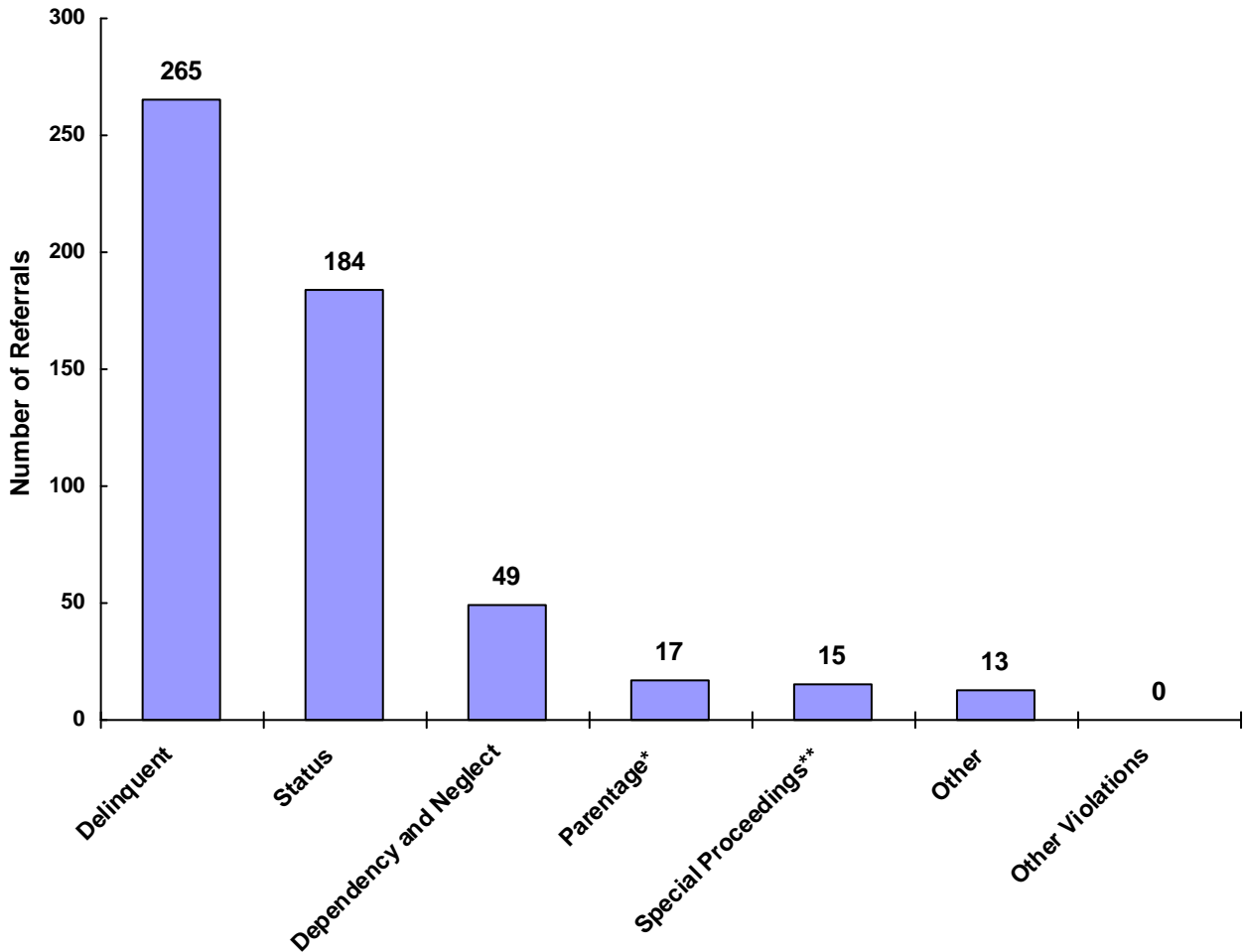
Total number of individual children for ALL referrals
disposed by juvenile courts during CY 2008 equals 359

Children can have referrals in multiple categories. The drawing above shows that in the year 2008 there were 236 referrals to Weakley County Juvenile Court for children with only delinquent offenses, 150 for those with only status/unruly behavior, and 40 for children with neglect, dependent or abuse referrals during the calendar year. There were 26 referrals for children that had a delinquent AND a status/unruly referral. There were 1 referrals for children with both delinquent behavior AND a neglect, dependent or abuse allegation. There were 6 referrals for children that had both a status/unruly referral AND a neglect, dependent or abuse allegation. Also, there were 2 referrals for children that had a delinquent referral, a status/unruly referral AND a neglect, dependent or abuse allegation.

TENNESSEE COUNCIL OF JUVENILE AND FAMILY COURT JUDGES
2008 WEAKLEY COUNTY JUVENILE COURT STATISTICAL DATA

Referrals by Type of Offense in CY 2008

Total Referrals = 543



* Parentage includes: Custody, Visitation, Paternity/Legitimation and Child Support

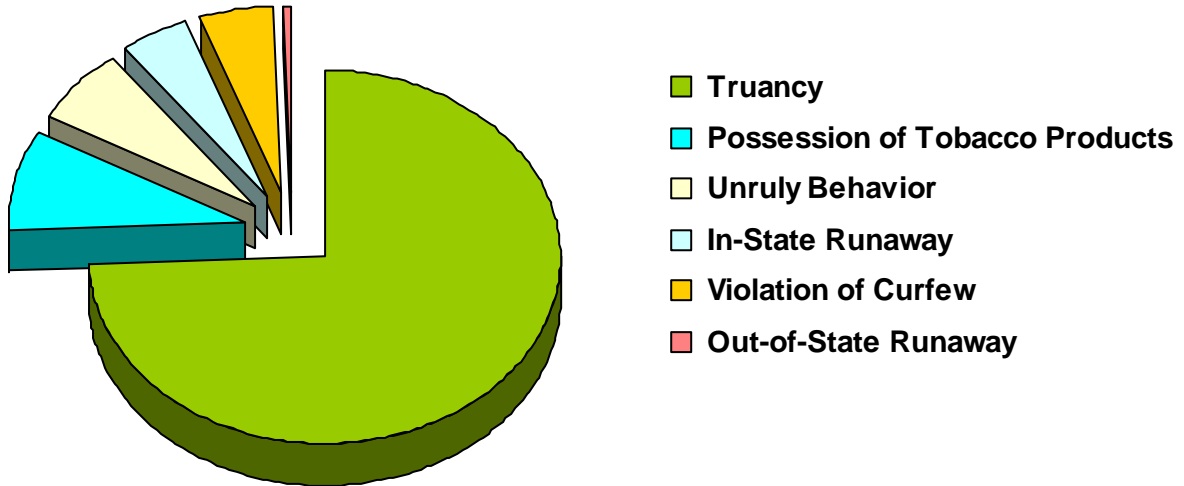
**Special Proceedings include: Judicial Review, Administrative Review, Foster Care Review, Request for Medical Treatment and Consent to Marry

Information from the Juvenile Court represents a total of 359 children and 466 cases that were reported to the TCJFCJ.

A Status offense is an offense committed by a child that if committed by an adult, would not be considered an offense or unlawful act. An example of this is smoking when not legally an adult.

**TENNESSEE COUNCIL OF JUVENILE AND FAMILY COURT JUDGES
2008 WEAKLEY COUNTY JUVENILE COURT STATISTICAL DATA**

**Referrals for Status/Unruly Offenses in CY 2008
Total Status/Unruly Referrals = 184**



Referral Reason	Count	Percent
Truancy	137	74.46%
Possession of Tobacco Products	16	8.70%
Unruly Behavior	12	6.52%
Violation of Curfew	9	4.89%
In-State Runaway	9	4.89%
Out-of-State Runaway	1	0.54%
Violation of a Valid Court Order	0	0.00%
Total	184	

**TENNESSEE COUNCIL OF JUVENILE AND FAMILY COURT JUDGES
2008 WEAKLEY COUNTY JUVENILE COURT STATISTICAL DATA**

Children* with Delinquent Referrals by Race and Sex for CY 2008

	White	African American	Native American	Asian	Mixed Race	Unknown Race	Total
Male	90	19	0	0	1	3	113
Female	37	6	0	0	1	1	45
Unknown Sex	0	0	0	0	0	0	
Totals	127	25	0	0	2	4	158

Children* with Status/Unruly Referrals by Race and Sex for CY 2008

	White	African American	Native American	Asian	Mixed Race	Unknown Race	Total
Male	72	13	0	0	0	2	87
Female	71	6	0	0	2	2	81
Unknown Sex	0	0	0	0	0	0	
Totals	143	19	0	0	2	4	168

Children* with Dependency/Neglect/Abuse Allegations by Race and Sex for CY 2008

	White	African American	Native American	Asian	Mixed Race	Unknown Race	Total
Male	9	5	0	0	0	6	20
Female	19	2	0	0	0	2	23
Unknown Sex	0	0	0	0	0	0	
Totals	28	7	0	0	0	8	43

* A child may be counted in more than one category

**TENNESSEE COUNCIL OF JUVENILE AND FAMILY COURT JUDGES
2008 WEAKLEY COUNTY JUVENILE COURT STATISTICAL DATA**

Delinquent Referrals by Race and Sex for CY 2008

	White	African American	Native American	Asian	Mixed Race	Unknown Race	Total
Male	173	32	0	0	1	3	209
Female	46	6	0	0	3	1	56
Unknown Sex	0	0	0	0	0	0	0
Totals	219	38	0	0	4	4	265

Status/Unruly Referrals by Race and Sex for CY 2008

	White	African American	Native American	Asian	Mixed Race	Unknown Race	Total
Male	80	14	0	0	0	2	96
Female	78	6	0	0	2	2	88
Unknown Sex	0	0	0	0	0	0	0
Totals	158	20	0	0	2	4	184

Dependency/Neglect/Abuse Allegations by Race and Sex for CY 2008

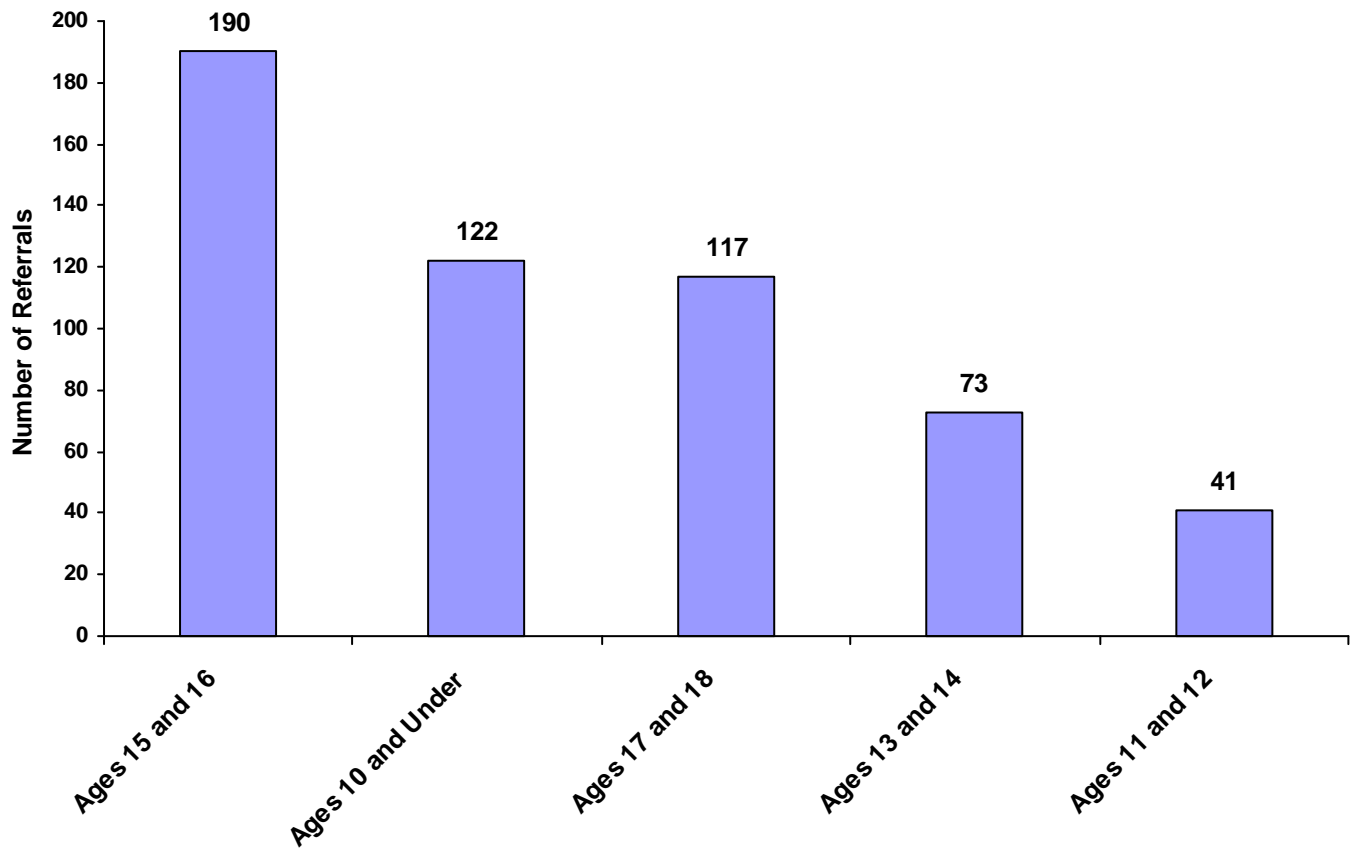
	White	African American	Native American	Asian	Mixed Race	Unknown Race	Total
Male	12	5	0	0	0	6	23
Female	22	2	0	0	0	2	26
Unknown Sex	0	0	0	0	0	0	0
Totals	34	7	0	0	0	8	49

**TENNESSEE COUNCIL OF JUVENILE AND FAMILY COURT JUDGES
2008 WEAKLEY COUNTY JUVENILE COURT STATISTICAL DATA**

Referrals by Age Group, Race and Sex for CY 2008

	White Male	African American Male	Other Race Male	White Female	African American Female	Other Race Female	Unknown Race or Sex	Total	% of Total Referrals
Birth through Age 10	44	9	0	54	4	1	10	122	22.47%
Ages 11 and 12	29	2	1	8	0	0	1	41	7.55%
Ages 13 and 14	30	14	0	21	4	4	0	73	13.44%
Ages 15 and 16	122	20	0	40	5	0	3	190	34.99%
Ages 17 and 18	64	9	0	37	1	0	6	117	21.55%
All Age Group Totals	289	54	1	160	14	5	20	543	

Total Referrals by Age Group

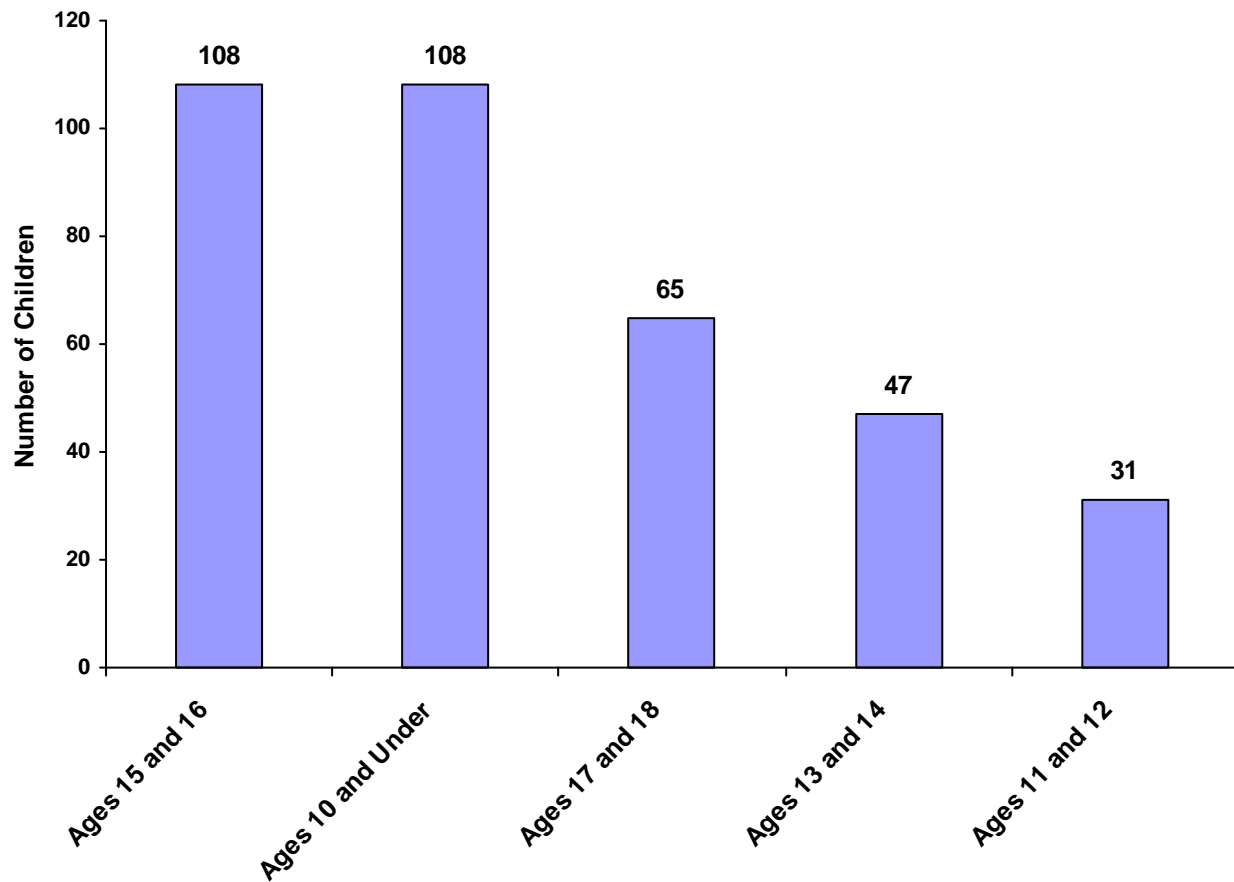


**TENNESSEE COUNCIL OF JUVENILE AND FAMILY COURT JUDGES
2008 WEAKLEY COUNTY JUVENILE COURT STATISTICAL DATA**

Children Referred by Age Group, Race and Sex for CY 2008

	White Male	African American Male	Other Race Male	White Female	African American Female	Other Race Female	Unknown Race or Sex	Total	% of All Children Referred
Ages 10 and Under	37	9	0	47	4	1	10	108	30.08%
Ages 11 through 12	20	1	1	8	0	0	1	31	8.64%
Ages 13 through 14	23	5	0	15	3	1	0	47	13.09%
Ages 15 through 16	60	11	0	29	5	0	3	108	30.08%
Ages 17 through 18	33	5	0	24	1	0	2	65	18.11%
Ages 19 and Over	0	0	0	0	0	0	0	0	0.00%
Total	173	31	1	123	13	2	16	359	

Total Children by Age Group

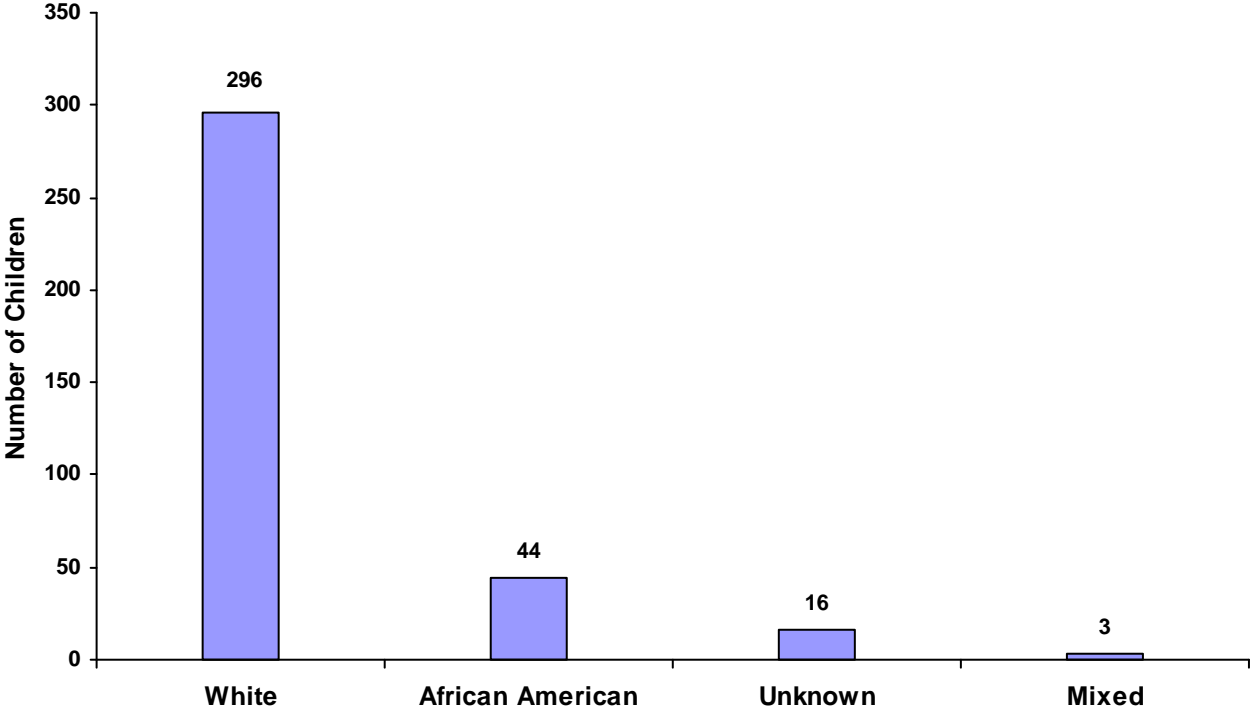


**TENNESSEE COUNCIL OF JUVENILE AND FAMILY COURT JUDGES
2008 WEAKLEY COUNTY JUVENILE COURT STATISTICAL DATA**

Children Referred by Race and Sex for CY 2008

Race	Male	Female	Unknown	Total
White	173	123	0	296
African American	31	13	0	44
Native American	0	0	0	0
Asian	0	0	0	0
Mixed	1	2	0	3
Unknown	12	3	1	16
Total	217	141	1	359

Total Children by Race

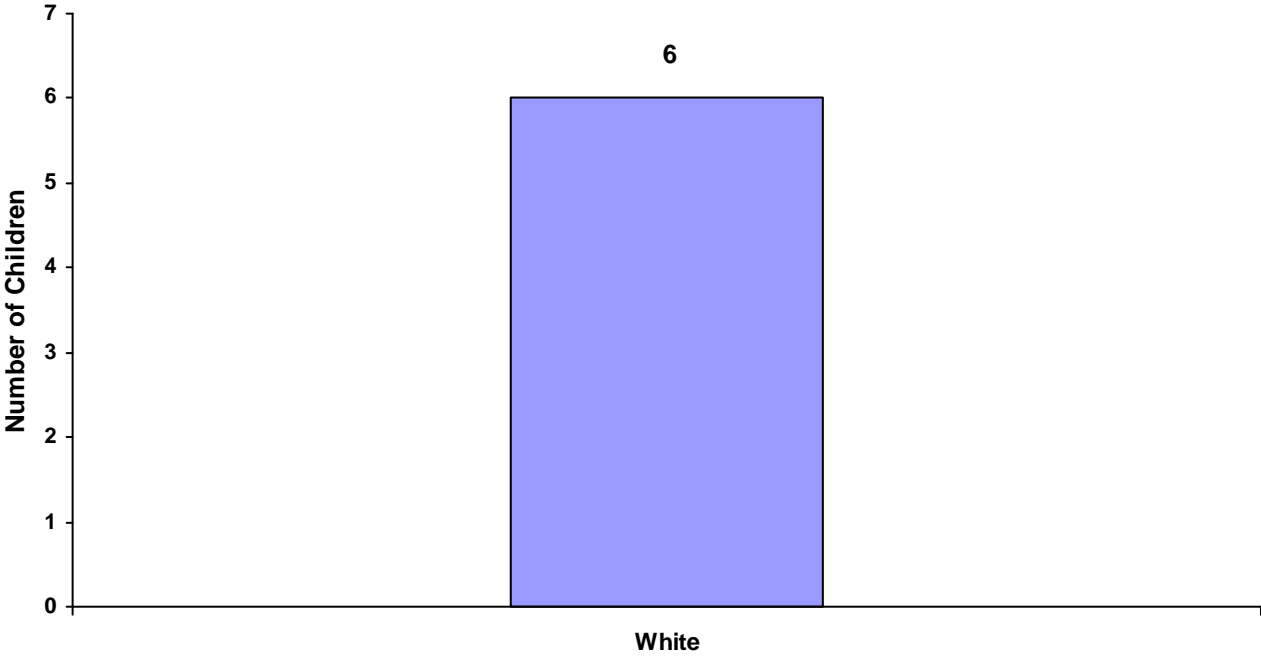


**TENNESSEE COUNCIL OF JUVENILE AND FAMILY COURT JUDGES
2008 WEAKLEY COUNTY JUVENILE COURT STATISTICAL DATA**

Children of Hispanic Origin by Race and Sex for CY 2008

Race	Male	Female	Unknown	Total
White	3	3	0	6
African American	0	0	0	0
Native American	0	0	0	0
Asian	0	0	0	0
Mixed	0	0	0	0
Unknown	0	0	0	0
Total	3	3	0	6

Total Children of Hispanic Origin by Race



**TENNESSEE COUNCIL OF JUVENILE AND FAMILY COURT JUDGES
2008 WEAKLEY COUNTY JUVENILE COURT STATISTICAL DATA**

Referrals by Type of Offense, Age Group, Race and Sex for CY 2008

	White Male	African American Male	Other Race Male	White Female	African American Female	Other Race Female	Unknown Race or Sex	Total
Delinquent								
Ages 10 and Under	1	2	0	3	0	0	0	6
Ages 11 through 12	16	1	1	0	0	0	1	19
Ages 13 through 14	22	10	0	10	2	3	0	47
Ages 15 through 16	88	12	0	17	4	0	1	122
Ages 17 through 18	46	7	0	16	0	0	2	71
Ages 19 and Over	0	0	0	0	0	0	0	0
Total	173	32	1	46	6	3	4	265
Status								
Ages 10 and Under	32	3	0	31	3	1	1	71
Ages 11 through 12	10	0	0	7	0	0	0	17
Ages 13 through 14	5	3	0	8	1	1	0	18
Ages 15 through 16	25	6	0	13	1	0	0	45
Ages 17 through 18	8	2	0	19	1	0	3	33
Ages 19 and Over	0	0	0	0	0	0	0	0
Total	80	14	0	78	6	2	4	184
Dependency and Neglect								
Ages 10 and Under	6	4	0	13	1	0	6	30
Ages 11 through 12	1	0	0	1	0	0	0	2
Ages 13 through 14	1	0	0	2	1	0	0	4
Ages 15 through 16	3	1	0	6	0	0	2	12
Ages 17 through 18	1	0	0	0	0	0	0	1
Ages 19 and Over	0	0	0	0	0	0	0	0
Total	12	5	0	22	2	0	8	49
Other Violations								
Ages 10 and Under	0	0	0	0	0	0	0	0
Ages 11 through 12	0	0	0	0	0	0	0	0
Ages 13 through 14	0	0	0	0	0	0	0	0
Ages 15 through 16	0	0	0	0	0	0	0	0
Ages 17 through 18	0	0	0	0	0	0	0	0
Ages 19 and Over	0	0	0	0	0	0	0	0
Total	0	0	0	0	0	0	0	0

**TENNESSEE COUNCIL OF JUVENILE AND FAMILY COURT JUDGES
2008 WEAKLEY COUNTY JUVENILE COURT STATISTICAL DATA**

Referrals by Type of Offense, Age Group, Race and Sex for CY 2008

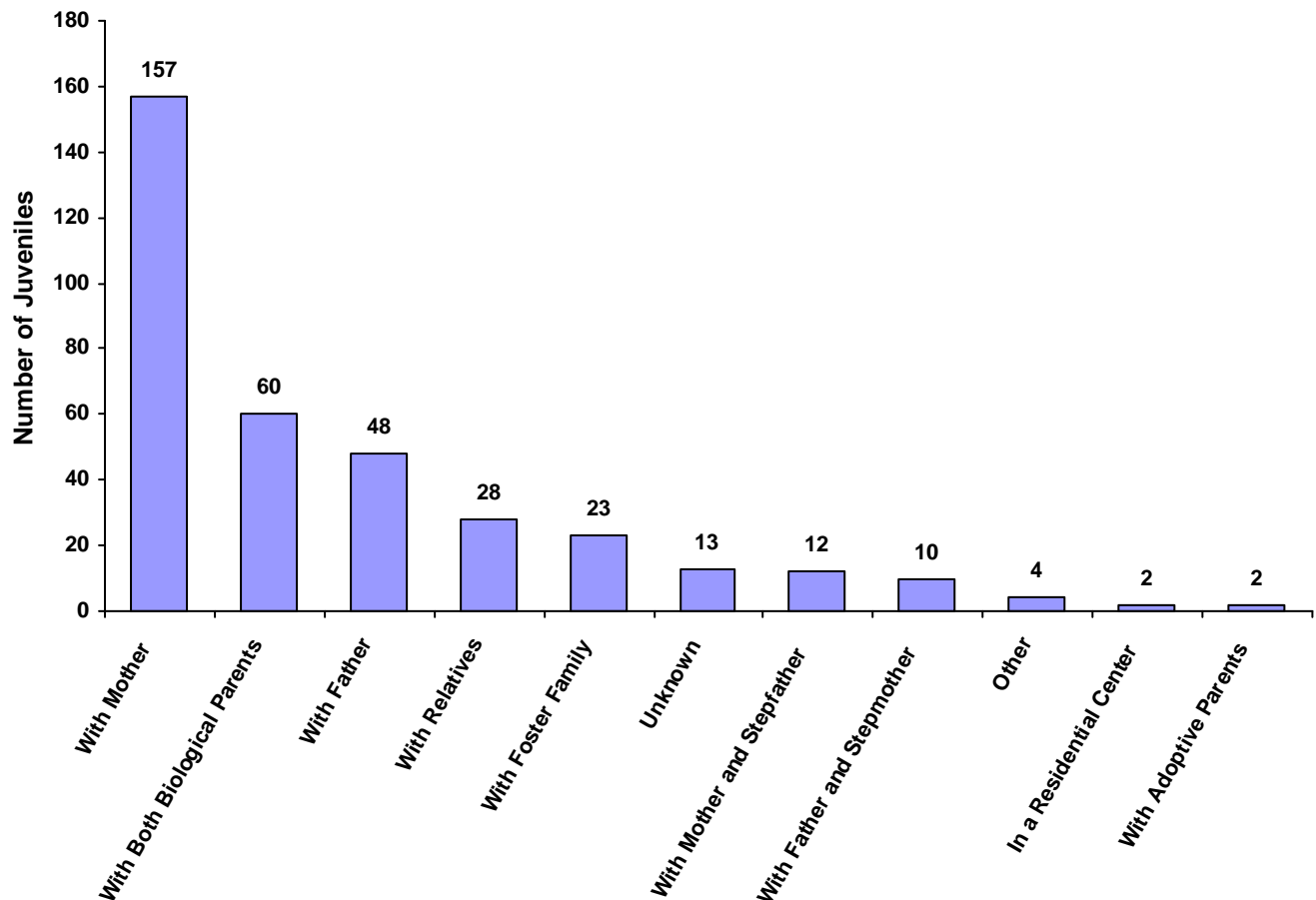
	White Male	African American Male	Other Race Male	White Female	African American Female	Other Race Female	Unknown Race or Sex	Total
Special Proceedings								
Ages 10 and Under	5	0	0	7	0	0	3	15
Ages 11 through 12	2	1	0	0	0	0	0	3
Ages 13 through 14	1	1	0	1	0	0	0	3
Ages 15 through 16	1	0	0	2	0	0	0	3
Ages 17 through 18	6	0	0	2	0	0	0	8
Ages 19 and Over	0	0	0	0	0	0	0	0
Total	15	2	0	12	0	0	3	32
Other								
Ages 10 and Under	0	0	0	0	0	0	0	0
Ages 11 through 12	0	0	0	0	0	0	0	0
Ages 13 through 14	1	0	0	0	0	0	0	1
Ages 15 through 16	5	1	0	2	0	0	0	8
Ages 17 through 18	3	0	0	0	0	0	1	4
Ages 19 and Over	0	0	0	0	0	0	0	0
Total	9	1	0	2	0	0	1	13
Grand Total	289	54	1	160	14	5	20	543

TENNESSEE COUNCIL OF JUVENILE AND FAMILY COURT JUDGES 2008 WEAKLEY COUNTY JUVENILE COURT STATISTICAL DATA

Living Arrangement of Juveniles by Race and Sex for CY 2008

	White Male	African American Male	Other Race Male	White Female	African American Female	Other Race Female	Unknown Race or Sex	Total	% of All Children Referred
With Both Biological Parents	42	4	0	12	1	0	1	60	16.71%
With Father and Stepmother	6	1	0	3	0	0	0	10	2.79%
With Mother and Stepfather	10	0	0	1	0	0	1	12	3.34%
With Mother	60	17	1	61	12	1	5	157	43.73%
With Father	21	5	0	20	0	0	2	48	13.37%
With Relatives	14	2	0	10	0	1	1	28	7.80%
With Adoptive Parents	2	0	0	0	0	0	0	2	0.56%
With Foster Family	8	0	0	9	0	0	6	23	6.41%
In a Group Home	0	0	0	0	0	0	0	0	0.00%
In a Residential Center	1	0	0	1	0	0	0	2	0.56%
In an Institution	0	0	0	0	0	0	0	0	0.00%
Independent	0	0	0	0	0	0	0	0	0.00%
Unknown	6	2	0	5	0	0	0	13	3.62%
Other	3	0	0	1	0	0	0	4	1.11%
Totals	173	31	1	123	13	2	16	359	

Living Arrangement of Juveniles



**TENNESSEE COUNCIL OF JUVENILE AND FAMILY COURT JUDGES
2008 WEAKLEY COUNTY JUVENILE COURT STATISTICAL DATA**

Last Grade Completed by Children by Race and Sex for CY 2008

	White Male	African American Male	Other Race Male	White Female	African American Female	Other Race Female	Unknown Race or Sex	Total	% of All Children Referred
Too Young for School	2	1	0	1	0	0	0	4	1.11%
Preschool	0	0	0	1	0	0	0	1	0.28%
Kindergarten	11	1	0	14	1	0	0	27	7.52%
1st Grade	5	0	0	3	2	0	0	10	2.79%
2nd Grade	4	1	0	9	0	0	0	14	3.90%
3rd Grade	6	2	0	1	0	0	1	10	2.79%
4th Grade	4	0	0	3	0	0	0	7	1.95%
5th Grade	7	2	0	3	0	0	0	12	3.34%
6th Grade	13	2	1	6	0	1	1	24	6.69%
7th Grade	16	0	0	4	0	0	0	20	5.57%
8th Grade	18	4	0	14	1	0	1	38	10.58%
9th Grade	24	5	0	11	2	0	1	43	11.98%
10th Grade	19	2	0	9	1	0	2	33	9.19%
11th Grade	8	2	0	10	0	0	0	20	5.57%
12th Grade	3	1	0	2	0	0	0	6	1.67%
Non-Graded Special Ed	0	0	0	0	0	0	0	0	0.00%
GED	1	0	0	0	0	0	0	1	0.28%
Graduated	0	0	0	1	0	0	0	1	0.28%
Never Attended School	8	2	0	11	0	1	4	26	7.24%
Unknown	24	6	0	20	6	0	6	62	17.27%
Other	0	0	0	0	0	0	0	0	0.00%
Totals	173	31	1	123	13	2	16	359	

Children Enrolled in School

	Children	% of All Children
Enrolled	318	88.58%
Not Enrolled	24	6.69%
Unknown	17	4.74%
	359	

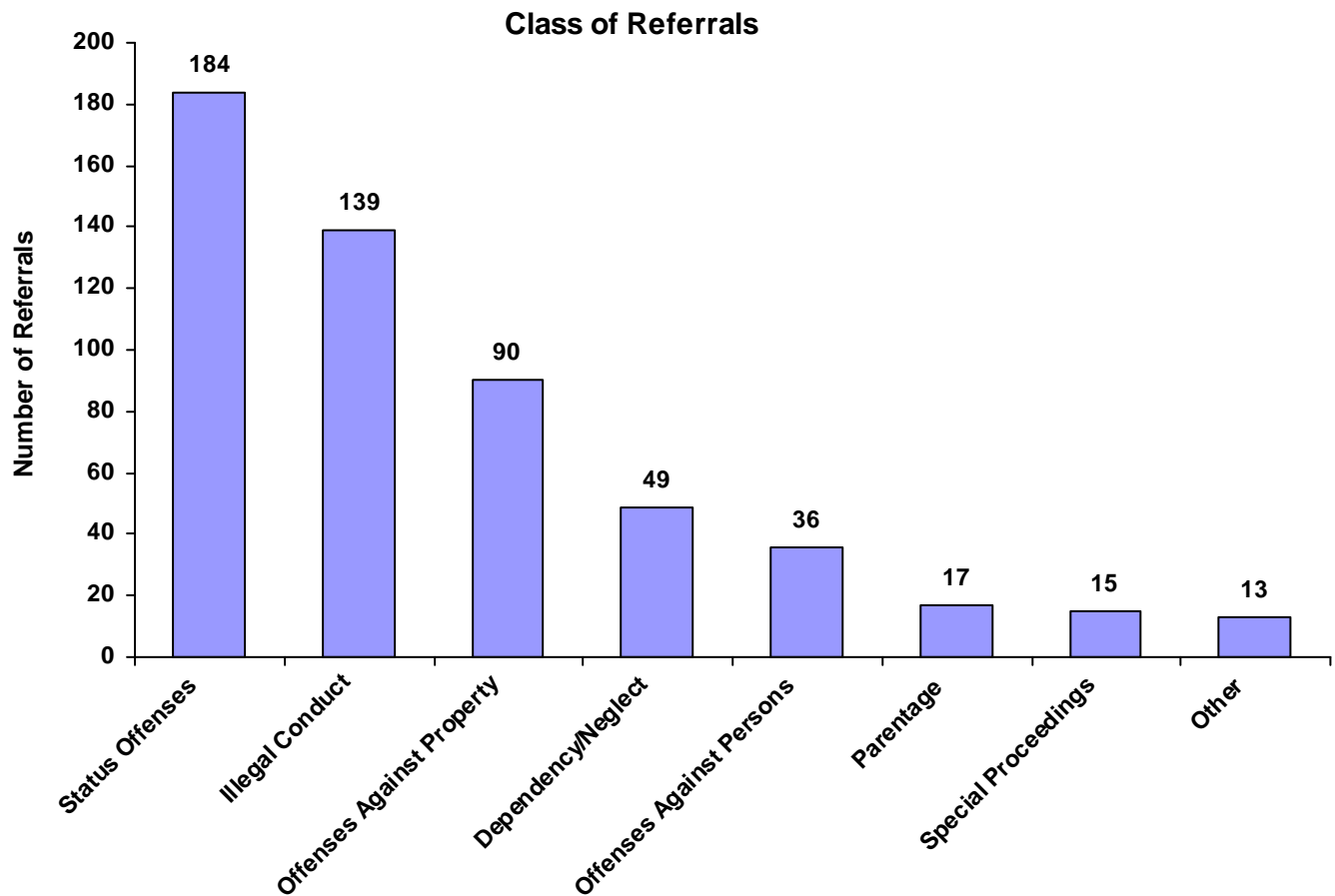
Children Enrolled in Special Education

	Children	% of All Children
Enrolled	15	4.18%
Not Enrolled	83	23.12%
Unknown	261	72.70%
	359	

**TENNESSEE COUNCIL OF JUVENILE AND FAMILY COURT JUDGES
2008 WEAKLEY COUNTY JUVENILE COURT STATISTICAL DATA**

Class of Referrals by Race and Sex for CY 2008

	White Male	African American Male	Other Race Male	White Female	African American Female	Other Race Female	Unknown Race or Sex	Total	% of Total Referrals
Offenses Against Persons	21	9	1	2	1	1	1	36	6.63%
Offenses Against Property	63	11	0	13	2	0	1	90	16.57%
Illegal Conduct	89	12	0	31	3	2	2	139	25.60%
Status Offenses	80	14	0	78	6	2	4	184	33.89%
Dependency/Neglect	12	5	0	22	2	0	8	49	9.02%
Other Violation Proceedings	0	0	0	0	0	0	0	0	0.00%
Parentage	6	0	0	8	0	0	3	17	3.13%
Special Proceedings	9	2	0	4	0	0	0	15	2.76%
Other	9	1	0	2	0	0	1	13	2.39%
Totals	289	54	1	160	14	5	20	543	



**TENNESSEE COUNCIL OF JUVENILE AND FAMILY COURT JUDGES
2008 WEAKLEY COUNTY JUVENILE COURT STATISTICAL DATA**

Referrals by Class and Type Of Offense by Race and Sex for CY 2008

	White Male	African American Male	Other Race Male	White Female	African American Female	Other Race Female	Unknown Race or Sex	Total
<u>Offenses Against Persons</u>								
Assault	10	7	1	2	1	1	1	23
Aggravated Assault	6	1	0	0	0	0	0	7
Robbery	2	0	0	0	0	0	0	2
Aggravated Sexual Battery	1	0	0	0	0	0	0	1
Rape	0	1	0	0	0	0	0	1
Other Sexual Offenses	1	0	0	0	0	0	0	1
Reckless Endangerment	1	0	0	0	0	0	0	1
Criminal Homicide	0	0	0	0	0	0	0	0
1st Degree Murder	0	0	0	0	0	0	0	0
2nd Degree Murder	0	0	0	0	0	0	0	0
Aggravated Rape	0	0	0	0	0	0	0	0
Rape of a Child	0	0	0	0	0	0	0	0
Aggravated Vehicular Homicide	0	0	0	0	0	0	0	0
Esp. Aggravated Robbery	0	0	0	0	0	0	0	0
Esp. Aggravated Kidnapping	0	0	0	0	0	0	0	0
Aggravated Robbery	0	0	0	0	0	0	0	0
Aggravated Kidnapping	0	0	0	0	0	0	0	0
Aggravated Child Abuse / Neglect	0	0	0	0	0	0	0	0
Voluntary Manslaughter	0	0	0	0	0	0	0	0
Vehicular Homicide	0	0	0	0	0	0	0	0
Sexual Abuse of a Child	0	0	0	0	0	0	0	0
Criminally Negligent Homicide	0	0	0	0	0	0	0	0
Attempted Crime Against a Person	0	0	0	0	0	0	0	0
Totals	21	9	1	2	1	1	1	36
<u>Offenses Against Property</u>								
Theft of Property	23	4	0	7	2	0	1	37
Vandalism	20	5	0	6	0	0	0	31
Aggravated Burglary	8	1	0	0	0	0	0	9
Burglary	8	1	0	0	0	0	0	9
Forgery	2	0	0	0	0	0	0	2
Illegal Poss/Use of Credit/Debit Cards	2	0	0	0	0	0	0	2
Aggravated Arson	0	0	0	0	0	0	0	0
Arson	0	0	0	0	0	0	0	0
Worthless Checks	0	0	0	0	0	0	0	0
Unauthorized Use of a Vehicle	0	0	0	0	0	0	0	0
Cruelty to Animals	0	0	0	0	0	0	0	0
Totals	63	11	0	13	2	0	1	90

**TENNESSEE COUNCIL OF JUVENILE AND FAMILY COURT JUDGES
2008 WEAKLEY COUNTY JUVENILE COURT STATISTICAL DATA**

Referrals by Class and Type Of Offense by Race and Sex for CY 2008

	White Male	African American Male	Other Race Male	White Female	African American Female	Other Race Female	Unknown Race or Sex	Total
<u>Illegal Conduct</u>								
Possession/Consumption of Alcohol	15	1	0	9	2	0	0	27
Violation of Probation	17	2	0	4	0	2	1	26
Possession of Controlled Substances	11	1	0	2	0	0	0	14
Disorderly Conduct	9	1	0	1	0	0	1	12
Traffic	7	0	0	4	0	0	0	11
Criminal Trespass	8	1	0	1	0	0	0	10
Harassment	6	0	0	2	0	0	0	8
Contempt of Court	1	2	0	3	0	0	0	6
Other Drug Offenses	4	0	0	1	0	0	0	5
Resist Stop/Frisk/Halt/Arrest/Search	2	2	0	0	0	0	0	4
Criminal Impersonation	2	0	0	1	1	0	0	4
Filing a False Police Report	1	1	0	1	0	0	0	3
Unlawful Carrying / Poss of a Weapon	1	0	0	1	0	0	0	2
Public Intoxication	1	1	0	0	0	0	0	2
Carrying Weapons on School Property	1	0	0	0	0	0	0	1
Evading Arrest	1	0	0	0	0	0	0	1
Driving Under Influence (DUI)	1	0	0	0	0	0	0	1
Failure to Appear	0	0	0	1	0	0	0	1
Violation of Wildlife Regulations	1	0	0	0	0	0	0	1
Sale of Controlled Substances	0	0	0	0	0	0	0	0
Criminal Attempt	0	0	0	0	0	0	0	0
Escape	0	0	0	0	0	0	0	0
Aggravated Criminal Trespass	0	0	0	0	0	0	0	0
Gambling	0	0	0	0	0	0	0	0
Local Ordinances	0	0	0	0	0	0	0	0
Violation of Aftercare	0	0	0	0	0	0	0	0
Totals	89	12	0	31	3	2	2	139
<u>Status Offenses</u>								
Truancy	62	8	0	61	4	1	1	137
Possession of Tobacco Products	11	2	0	2	0	0	1	16
Unruly Behavior	4	0	0	6	1	1	0	12
In-State Runaway	1	0	0	5	1	0	2	9
Violation of Curfew	1	4	0	4	0	0	0	9
Out-of-State Runaway	1	0	0	0	0	0	0	1
Violation of a Valid Court Order	0	0	0	0	0	0	0	0
Totals	80	14	0	78	6	2	4	184
<u>Dependency/Neglect</u>								
Dependency / Neglect	9	5	0	17	2	0	8	41
Termination of Parental Rights	2	0	0	2	0	0	0	4
Sexually Abused Child	0	0	0	2	0	0	0	2
Physically Abused Child	1	0	0	1	0	0	0	2
Totals	12	5	0	22	2	0	8	49

**TENNESSEE COUNCIL OF JUVENILE AND FAMILY COURT JUDGES
2008 WEAKLEY COUNTY JUVENILE COURT STATISTICAL DATA**

Referrals by Class and Type Of Offense by Race and Sex for CY 2008

	White Male	African American Male	Other Race Male	White Female	African American Female	Other Race Female	Unknown Race or Sex	Total
<u>Other Violation Proceedings</u>								
Violation of Pretrial Diversion	0	0	0	0	0	0	0	0
Violation of Informal Adjustment	0	0	0	0	0	0	0	0
Totals	0	0	0	0	0	0	0	0
<u>Parentage</u>								
Custody	5	0	0	6	0	0	3	14
Paternity / Legitimation	1	0	0	1	0	0	0	2
Visitation	0	0	0	1	0	0	0	1
Child Support	0	0	0	0	0	0	0	0
Totals	6	0	0	8	0	0	3	17
<u>Special Proceedings</u>								
Judicial Review	8	2	0	4	0	0	0	14
Administrative Review	1	0	0	0	0	0	0	1
Foster Care Review	0	0	0	0	0	0	0	0
Request for Medical Treatment	0	0	0	0	0	0	0	0
Consent to Marry	0	0	0	0	0	0	0	0
Totals	9	2	0	4	0	0	0	15
<u>Other</u>								
Other	9	1	0	2	0	0	1	13
Totals	9	1	0	2	0	0	1	13
All Referral Totals	289	54	1	160	14	5	20	543

**TENNESSEE COUNCIL OF JUVENILE AND FAMILY COURT JUDGES
2008 WEAKLEY COUNTY JUVENILE COURT STATISTICAL DATA**

Referral Reasons by Type of Offense, Race and Sex for CY 2008

	White Male	African American Male	Other Race Male	White Female	African American Female	Other Race Female	Unknown Race or Sex	Total
Delinquent								
Theft of Property	23	4	0	7	2	0	1	37
Vandalism	20	5	0	6	0	0	0	31
Possession/Consumption of Alcohol	15	1	0	9	2	0	0	27
Violation of Probation	17	2	0	4	0	2	1	26
Assault	10	7	1	2	1	1	1	23
Possession of Controlled Substances	11	1	0	2	0	0	0	14
Disorderly Conduct	9	1	0	1	0	0	1	12
Traffic	7	0	0	4	0	0	0	11
Criminal Trespass	8	1	0	1	0	0	0	10
Aggravated Burglary	8	1	0	0	0	0	0	9
Burglary	8	1	0	0	0	0	0	9
Harassment	6	0	0	2	0	0	0	8
Aggravated Assault	6	1	0	0	0	0	0	7
Contempt of Court	1	2	0	3	0	0	0	6
Other Drug Offenses	4	0	0	1	0	0	0	5
Resist Stop/Frisk/Halt/Arrest/Search	2	2	0	0	0	0	0	4
Criminal Impersonation	2	0	0	1	1	0	0	4
Filing a False Police Report	1	1	0	1	0	0	0	3
Robbery	2	0	0	0	0	0	0	2
Forgery	2	0	0	0	0	0	0	2
Illegal Poss/Use of Credit/Debit Cards	2	0	0	0	0	0	0	2
Unlawful Carrying / Poss of a Weapon	1	0	0	1	0	0	0	2
Public Intoxication	1	1	0	0	0	0	0	2
Aggravated Sexual Battery	1	0	0	0	0	0	0	1
Rape	0	1	0	0	0	0	0	1
Other Sexual Offenses	1	0	0	0	0	0	0	1
Reckless Endangerment	1	0	0	0	0	0	0	1
Carrying Weapons on School Property	1	0	0	0	0	0	0	1
Evading Arrest	1	0	0	0	0	0	0	1
Driving Under Influence (DUI)	1	0	0	0	0	0	0	1
Failure to Appear	0	0	0	1	0	0	0	1
Violation of Wildlife Regulations	1	0	0	0	0	0	0	1
Criminal Homicide	0	0	0	0	0	0	0	0
1st Degree Murder	0	0	0	0	0	0	0	0
2nd Degree Murder	0	0	0	0	0	0	0	0
Aggravated Rape	0	0	0	0	0	0	0	0
Rape of a Child	0	0	0	0	0	0	0	0
Aggravated Vehicular Homicide	0	0	0	0	0	0	0	0
Esp. Aggravated Robbery	0	0	0	0	0	0	0	0
Esp. Aggravated Kidnapping	0	0	0	0	0	0	0	0
Aggravated Robbery	0	0	0	0	0	0	0	0
Aggravated Kidnapping	0	0	0	0	0	0	0	0
Aggravated Child Abuse / Neglect	0	0	0	0	0	0	0	0
Voluntary Manslaughter	0	0	0	0	0	0	0	0
Vehicular Homicide	0	0	0	0	0	0	0	0
Sexual Abuse of a Child	0	0	0	0	0	0	0	0
Criminally Negligent Homicide	0	0	0	0	0	0	0	0
Attempted Crime Against a Person	0	0	0	0	0	0	0	0
Aggravated Arson	0	0	0	0	0	0	0	0
Arson	0	0	0	0	0	0	0	0
Worthless Checks	0	0	0	0	0	0	0	0
Unauthorized Use of a Vehicle	0	0	0	0	0	0	0	0

**TENNESSEE COUNCIL OF JUVENILE AND FAMILY COURT JUDGES
2008 WEAKLEY COUNTY JUVENILE COURT STATISTICAL DATA**

Referral Reasons by Type of Offense, Race and Sex for CY 2008

	White Male	African American Male	Other Race Male	White Female	African American Female	Other Race Female	Unknown Race or Sex	Total
<u>Delinquent</u>								
Cruelty to Animals	0	0	0	0	0	0	0	0
Sale of Controlled Substances	0	0	0	0	0	0	0	0
Criminal Attempt	0	0	0	0	0	0	0	0
Escape	0	0	0	0	0	0	0	0
Aggravated Criminal Trespass	0	0	0	0	0	0	0	0
Gambling	0	0	0	0	0	0	0	0
Local Ordinances	0	0	0	0	0	0	0	0
Violation of Aftercare	0	0	0	0	0	0	0	0
Totals	173	32	1	46	6	3	4	265
<u>Status</u>								
Truancy	62	8	0	61	4	1	1	137
Possession of Tobacco Products	11	2	0	2	0	0	1	16
Unruly Behavior	4	0	0	6	1	1	0	12
In-State Runaway	1	0	0	5	1	0	2	9
Violation of Curfew	1	4	0	4	0	0	0	9
Out-of-State Runaway	1	0	0	0	0	0	0	1
Violation of a Valid Court Order	0	0	0	0	0	0	0	0
Totals	80	14	0	78	6	2	4	184
<u>Dependency and Neglect</u>								
Dependency / Neglect	9	5	0	17	2	0	8	41
Termination of Parental Rights	2	0	0	2	0	0	0	4
Sexually Abused Child	0	0	0	2	0	0	0	2
Physically Abused Child	1	0	0	1	0	0	0	2
Totals	12	5	0	22	2	0	8	49
<u>Other Violations</u>								
Violation of Pretrial Diversion	0	0	0	0	0	0	0	0
Violation of Informal Adjustment	0	0	0	0	0	0	0	0
Totals	0	0	0	0	0	0	0	0
<u>Special Proceedings</u>								
Judicial Review	8	2	0	4	0	0	0	14
Custody	5	0	0	6	0	0	3	14
Paternity / Legitimation	1	0	0	1	0	0	0	2
Administrative Review	1	0	0	0	0	0	0	1
Visitation	0	0	0	1	0	0	0	1
Foster Care Review	0	0	0	0	0	0	0	0
Child Support	0	0	0	0	0	0	0	0
Request for Medical Treatment	0	0	0	0	0	0	0	0
Consent to Marry	0	0	0	0	0	0	0	0
Totals	15	2	0	12	0	0	3	32
<u>Other</u>								
Other	9	1	0	2	0	0	1	13
Totals	9	1	0	2	0	0	1	13
All Referral Totals	289	54	1	160	14	5	20	543

**TENNESSEE COUNCIL OF JUVENILE AND FAMILY COURT JUDGES
2008 WEAKLEY COUNTY JUVENILE COURT STATISTICAL DATA**

Top 4 Referral Reasons by Race and Sex for CY 2008

Sex	Race	Referral Reason	Total
Male			
	White	1. Truancy	62
		2. Theft of Property	23
		3. Vandalism	20
		4. Violation of Probation	17
	African American	1. Truancy	8
		2. Assault	7
		3. Vandalism	5
		4. Dependency / Neglect	5
	Other Race	1. Assault	1
Female			
	White	1. Truancy	61
		2. Dependency / Neglect	17
		3. Possession/Consumption of Alcohol	9
		4. Theft of Property	7
	African American	1. Truancy	4
		2. Dependency / Neglect	2
		3. Possession/Consumption of Alcohol	2
		4. Theft of Property	2
	Other Race	1. Violation of Probation	2
		2. Assault	1
		3. Truancy	1
		4. Unruly Behavior	1
Unknown			
	Unknown	1. Dependency / Neglect	8
		2. Custody	3
		3. In-State Runaway	2
		4. Assault	1

**TENNESSEE COUNCIL OF JUVENILE AND FAMILY COURT JUDGES
2008 WEAKLEY COUNTY JUVENILE COURT STATISTICAL DATA**

Top 4 Referral Reasons by Race and Sex and by Type of Offense for CY 2008

Sex	Race	Referral Type	Referral Reason	Total	
Male	White	Delinquent	1. Theft of Property	23	
			2. Vandalism	20	
			3. Violation of Probation	17	
			4. Possession/Consumption of Alcohol	15	
		Status	1. Truancy	62	
			2. Possession of Tobacco Products	11	
			3. Unruly Behavior	4	
			4. Violation of Curfew	1	
		Dependency and Neglect	1. Dependency / Neglect	9	
			2. Termination of Parental Rights	2	
			3. Physically Abused Child	1	
		Special Proceedings	1. Judicial Review	8	
			2. Custody	5	
			3. Paternity / Legitimation	1	
			4. Administrative Review	1	
		Other	1. Other	9	
Male	African American		Delinquent	1. Assault	7
				2. Vandalism	5
				3. Theft of Property	4
		4. Violation of Probation		2	
Status	1. Truancy	8			
	2. Violation of Curfew	4			
	3. Possession of Tobacco Products	2			
Dependency and Neglect	1. Dependency / Neglect	5			
	Special Proceedings	1. Judicial Review	2		
Other	1. Other	1			
	Male	Other Race	Delinquent	1. Assault	1

**TENNESSEE COUNCIL OF JUVENILE AND FAMILY COURT JUDGES
2008 WEAKLEY COUNTY JUVENILE COURT STATISTICAL DATA**

Top 4 Referral Reasons by Race and Sex and by Type of Offense for CY 2008

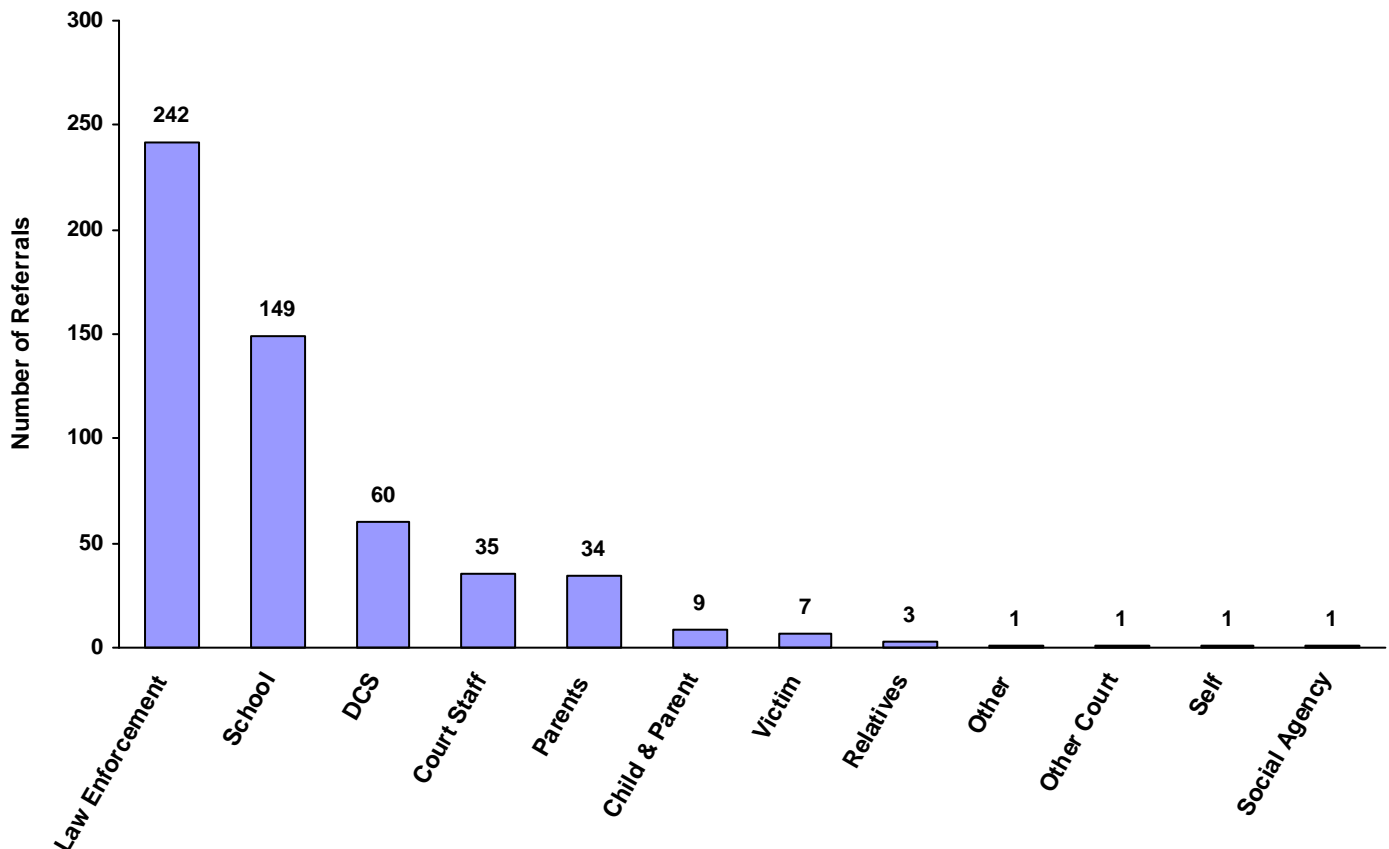
Sex	Race	Referral Type	Referral Reason	Total			
Female	White	Delinquent	1. Possession/Consumption of Alcohol	9			
			2. Theft of Property	7			
			3. Vandalism	6			
			4. Violation of Probation	4			
		Status	1. Truancy	61			
			2. Unruly Behavior	6			
			3. In-State Runaway	5			
			4. Violation of Curfew	4			
		Dependency and Neglect	1. Dependency / Neglect	17			
			2. Sexually Abused Child	2			
			3. Termination of Parental Rights	2			
			4. Physically Abused Child	1			
		Special Proceedings	1. Custody	6			
			2. Judicial Review	4			
			3. Visitation	1			
			4. Paternity / Legitimation	1			
Other	1. Other	2					
Female	African American	Delinquent	1. Possession/Consumption of Alcohol	2			
			2. Theft of Property	2			
			3. Assault	1			
			4. Criminal Impersonation	1			
		Status	1. Truancy	4			
			2. In-State Runaway	1			
			3. Unruly Behavior	1			
			1. Dependency / Neglect	2			
Female	Other Race	Delinquent	1. Violation of Probation	2			
			2. Assault	1			
		Status	1. Truancy	1			
			2. Unruly Behavior	1			
			Unknown	Unknown	Delinquent	1. Assault	1
						2. Violation of Probation	1
3. Disorderly Conduct	1						
4. Theft of Property	1						
Status	1. In-State Runaway	2					
	2. Possession of Tobacco Products	1					
	3. Truancy	1					
	1. Dependency / Neglect	8					
Special Proceedings	1. Custody	3					
	Other	1. Other	1				

**TENNESSEE COUNCIL OF JUVENILE AND FAMILY COURT JUDGES
2008 WEAKLEY COUNTY JUVENILE COURT STATISTICAL DATA**

Source of Referrals by Race and Sex for CY 2008

	White Male	African American Male	Other Race Male	White Female	African American Female	Other Race Female	Unknown Race or Sex	Total	% of Total Referrals
Law Enforcement	159	31	1	40	8	1	2	242	44.57%
Parents	13	1	0	16	0	1	3	34	6.26%
Relatives	2	0	0	0	0	0	1	3	0.55%
Self	1	0	0	0	0	0	0	1	0.18%
School	70	10	0	62	4	1	2	149	27.44%
CSA	0	0	0	0	0	0	0	0	0.00%
DCS	18	6	0	26	2	0	8	60	11.05%
Other State Department	0	0	0	0	0	0	0	0	0.00%
District Attorney's Office	0	0	0	0	0	0	0	0	0.00%
Court Staff	16	5	0	10	0	2	2	35	6.45%
Social Agency	1	0	0	0	0	0	0	1	0.18%
Other Court	1	0	0	0	0	0	0	1	0.18%
Victim	2	1	0	2	0	0	2	7	1.29%
Child & Parent	5	0	0	4	0	0	0	9	1.66%
Hospital	0	0	0	0	0	0	0	0	0.00%
Unknown	0	0	0	0	0	0	0	0	0.00%
Other	1	0	0	0	0	0	0	1	0.18%
Totals	289	54	1	160	14	5	20	543	

Total Source of Referrals



**TENNESSEE COUNCIL OF JUVENILE AND FAMILY COURT JUDGES
2008 WEAKLEY COUNTY JUVENILE COURT STATISTICAL DATA**

Six Most Frequent Referral Reasons by Source, Race and Sex for CY 2008

	White Male	African American Male	Other Race Male	White Female	African American Female	Other Race Female	Unknown Race or Sex	Total
<u>Law Enforcement</u>								
1. Theft of Property	23	4	0	6	2	0	0	35
2. Vandalism	20	5	0	6	0	0	0	31
3. Possession / Consumption of Alcohol	15	1	0	9	2	0	0	27
4. Assault	5	5	1	0	1	1	1	14
5. Possession of Controlled Substances	11	1	0	2	0	0	0	14
6. Disorderly Conduct	9	1	0	1	0	0	1	12
<u>Parents</u>								
1. Unruly Behavior	3	0	0	6	0	1	0	10
2. Assault	4	1	0	2	0	0	0	7
3. Custody	2	0	0	3	0	0	2	7
4. In-State Runaway	0	0	0	1	0	0	1	2
5. Paternity / Legitimation	1	0	0	1	0	0	0	2
6. Dependency / Neglect	0	0	0	1	0	0	0	1
<u>Relatives</u>								
1. Custody	1	0	0	0	0	0	1	2
2. Unruly Behavior	1	0	0	0	0	0	0	1
3. NO REFERRAL SUBMITTED	0	0	0	0	0	0	0	0
<u>Self</u>								
1. Judicial Review	1	0	0	0	0	0	0	1
2. NO REFERRAL SUBMITTED	0	0	0	0	0	0	0	0
<u>School</u>								
1. Truancy	60	8	0	60	4	1	1	134
2. Possession of Tobacco Products	10	2	0	2	0	0	1	15
3. NO REFERRAL SUBMITTED	0	0	0	0	0	0	0	0
<u>Community Service Agencies</u>								
1. NO REFERRAL SUBMITTED	0	0	0	0	0	0	0	0
<u>Department of Children's Services</u>								
1. Dependency / Neglect	9	5	0	16	2	0	7	39
2. Custody	2	0	0	3	0	0	0	5
3. Termination of Parental Rights	2	0	0	2	0	0	0	4
4. Judicial Review	1	1	0	1	0	0	0	3
5. In-State Runaway	0	0	0	1	0	0	1	2
6. Physically Abused Child	1	0	0	1	0	0	0	2
<u>Other State Department</u>								
1. NO REFERRAL SUBMITTED	0	0	0	0	0	0	0	0
<u>District Attorney's Office</u>								
1. NO REFERRAL SUBMITTED	0	0	0	0	0	0	0	0

**TENNESSEE COUNCIL OF JUVENILE AND FAMILY COURT JUDGES
2008 WEAKLEY COUNTY JUVENILE COURT STATISTICAL DATA**

Six Most Frequent Referral Reasons by Source, Race and Sex for CY 2008

	White Male	African American Male	Other Race Male	White Female	African American Female	Other Race Female	Unknown Race or Sex	Total
<u>Court Staff</u>								
1. Violation of Probation	12	2	0	4	0	2	1	21
2. Contempt of Court	1	2	0	3	0	0	0	6
3. Judicial Review	1	1	0	1	0	0	0	3
4. Truancy	1	0	0	1	0	0	0	2
5. Administrative Review	1	0	0	0	0	0	0	1
6. Dependency / Neglect	0	0	0	0	0	0	1	1
<u>Social Agency</u>								
1. Judicial Review	1	0	0	0	0	0	0	1
2. NO REFERRAL SUBMITTED	0	0	0	0	0	0	0	0
<u>Other Court</u>								
1. Violation of Probation	1	0	0	0	0	0	0	1
2. NO REFERRAL SUBMITTED	0	0	0	0	0	0	0	0
<u>Victim</u>								
1. Harassment	2	0	0	0	0	0	0	2
2. Other	0	0	0	1	0	0	1	2
3. Theft of Property	0	0	0	1	0	0	1	2
4. Assault	0	1	0	0	0	0	0	1
5. NO REFERRAL SUBMITTED	0	0	0	0	0	0	0	0
<u>Child & Parent</u>								
1. Harassment	2	0	0	2	0	0	0	4
2. Judicial Review	2	0	0	2	0	0	0	4
3. Assault	1	0	0	0	0	0	0	1
4. NO REFERRAL SUBMITTED	0	0	0	0	0	0	0	0
<u>Hospital</u>								
1. NO REFERRAL SUBMITTED	0	0	0	0	0	0	0	0
<u>Unknown</u>								
1. NO REFERRAL SUBMITTED	0	0	0	0	0	0	0	0
<u>Other</u>								
1. Truancy	1	0	0	0	0	0	0	1
2. NO REFERRAL SUBMITTED	0	0	0	0	0	0	0	0

**TENNESSEE COUNCIL OF JUVENILE AND FAMILY COURT JUDGES
2008 WEAKLEY COUNTY JUVENILE COURT STATISTICAL DATA**

Source of Referrals by Type of Offense, Race and Sex for CY 2008

	White Male	African American Male	Other Race Male	White Female	African American Female	Other Race Female	Unknown Race or Sex	Total
<u>Delinquent</u>								
Law Enforcement	146	26	1	33	6	1	2	215
Court Staff	13	4	0	8	0	2	1	28
Parents	6	1	0	2	0	0	0	9
Child & Parent	3	0	0	2	0	0	0	5
Victim	2	1	0	1	0	0	1	5
DCS	2	0	0	0	0	0	0	2
Other Court	1	0	0	0	0	0	0	1
CSA	0	0	0	0	0	0	0	0
District Attorney's Office	0	0	0	0	0	0	0	0
Hospital	0	0	0	0	0	0	0	0
Other	0	0	0	0	0	0	0	0
Other State Department	0	0	0	0	0	0	0	0
Relatives	0	0	0	0	0	0	0	0
School	0	0	0	0	0	0	0	0
Self	0	0	0	0	0	0	0	0
Social Agency	0	0	0	0	0	0	0	0
Unknown	0	0	0	0	0	0	0	0
Totals	173	32	1	46	6	3	4	265

<u>Status/Unruly</u>								
School	70	10	0	62	4	1	2	149
Law Enforcement	3	4	0	7	2	0	0	16
Parents	3	0	0	7	0	1	1	12
DCS	1	0	0	1	0	0	1	3
Court Staff	1	0	0	1	0	0	0	2
Other	1	0	0	0	0	0	0	1
Relatives	1	0	0	0	0	0	0	1
Child & Parent	0	0	0	0	0	0	0	0
CSA	0	0	0	0	0	0	0	0
District Attorney's Office	0	0	0	0	0	0	0	0
Hospital	0	0	0	0	0	0	0	0
Other Court	0	0	0	0	0	0	0	0
Other State Department	0	0	0	0	0	0	0	0
Self	0	0	0	0	0	0	0	0
Social Agency	0	0	0	0	0	0	0	0
Unknown	0	0	0	0	0	0	0	0
Victim	0	0	0	0	0	0	0	0
Totals	80	14	0	78	6	2	4	184

**TENNESSEE COUNCIL OF JUVENILE AND FAMILY COURT JUDGES
2008 WEAKLEY COUNTY JUVENILE COURT STATISTICAL DATA**

Source of Referrals by Type of Offense, Race and Sex for CY 2008

	White Male	African American Male	Other Race Male	White Female	African American Female	Other Race Female	Unknown Race or Sex	Total
<u>Dependency and Neglect</u>								
DCS	12	5	0	21	2	0	7	47
Court Staff	0	0	0	0	0	0	1	1
Parents	0	0	0	1	0	0	0	1
Child & Parent	0	0	0	0	0	0	0	0
CSA	0	0	0	0	0	0	0	0
District Attorney's Office	0	0	0	0	0	0	0	0
Hospital	0	0	0	0	0	0	0	0
Law Enforcement	0	0	0	0	0	0	0	0
Other	0	0	0	0	0	0	0	0
Other Court	0	0	0	0	0	0	0	0
Other State Department	0	0	0	0	0	0	0	0
Relatives	0	0	0	0	0	0	0	0
School	0	0	0	0	0	0	0	0
Self	0	0	0	0	0	0	0	0
Social Agency	0	0	0	0	0	0	0	0
Unknown	0	0	0	0	0	0	0	0
Victim	0	0	0	0	0	0	0	0
Totals	12	5	0	22	2	0	8	49

<u>Other Violations</u>								
Child & Parent	0	0	0	0	0	0	0	0
Court Staff	0	0	0	0	0	0	0	0
CSA	0	0	0	0	0	0	0	0
DCS	0	0	0	0	0	0	0	0
District Attorney's Office	0	0	0	0	0	0	0	0
Hospital	0	0	0	0	0	0	0	0
Law Enforcement	0	0	0	0	0	0	0	0
Other	0	0	0	0	0	0	0	0
Other Court	0	0	0	0	0	0	0	0
Other State Department	0	0	0	0	0	0	0	0
Parents	0	0	0	0	0	0	0	0
Relatives	0	0	0	0	0	0	0	0
School	0	0	0	0	0	0	0	0
Self	0	0	0	0	0	0	0	0
Social Agency	0	0	0	0	0	0	0	0
Unknown	0	0	0	0	0	0	0	0
Victim	0	0	0	0	0	0	0	0
Totals	0	0	0	0	0	0	0	0

**TENNESSEE COUNCIL OF JUVENILE AND FAMILY COURT JUDGES
2008 WEAKLEY COUNTY JUVENILE COURT STATISTICAL DATA**

Source of Referrals by Type of Offense, Race and Sex for CY 2008

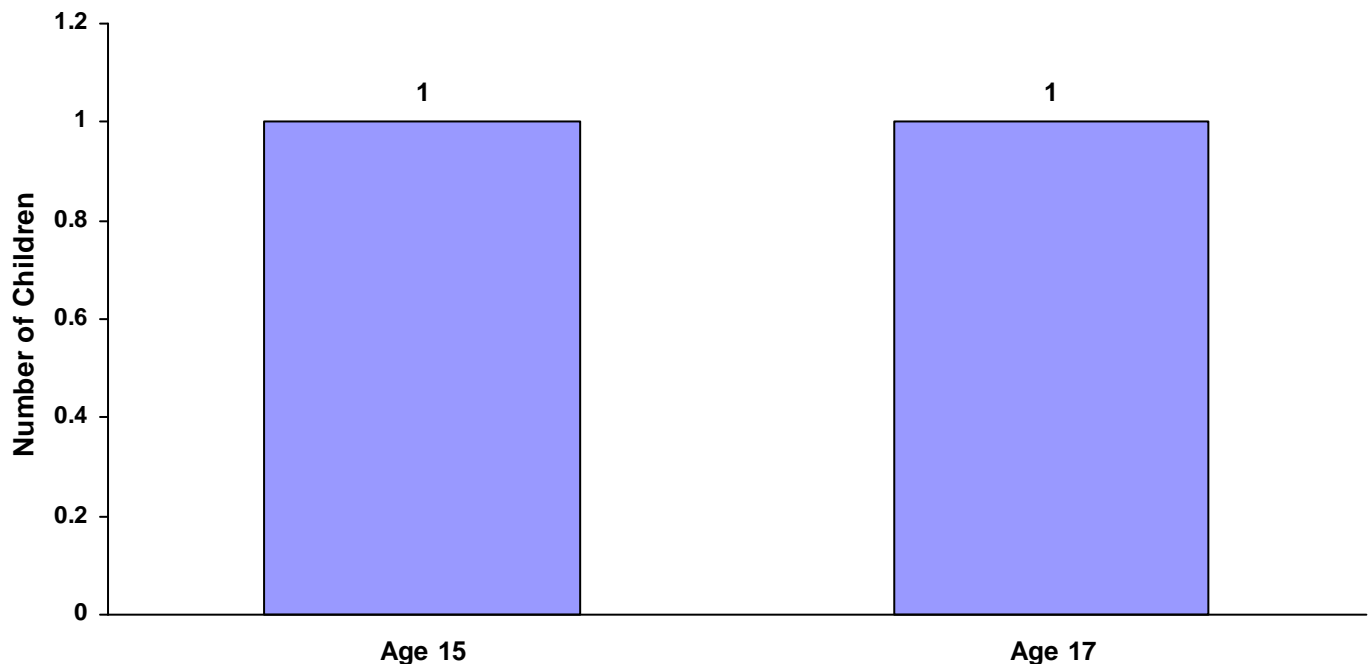
	White Male	African American Male	Other Race Male	White Female	African American Female	Other Race Female	Unknown Race or Sex	Total
<u>Special Proceedings</u>								
Parents	4	0	0	5	0	0	2	11
DCS	3	1	0	4	0	0	0	8
Child & Parent	2	0	0	2	0	0	0	4
Court Staff	2	1	0	1	0	0	0	4
Relatives	1	0	0	0	0	0	1	2
Law Enforcement	1	0	0	0	0	0	0	1
Self	1	0	0	0	0	0	0	1
Social Agency	1	0	0	0	0	0	0	1
CSA	0	0	0	0	0	0	0	0
District Attorney's Office	0	0	0	0	0	0	0	0
Hospital	0	0	0	0	0	0	0	0
Other	0	0	0	0	0	0	0	0
Other Court	0	0	0	0	0	0	0	0
Other State Department	0	0	0	0	0	0	0	0
School	0	0	0	0	0	0	0	0
Unknown	0	0	0	0	0	0	0	0
Victim	0	0	0	0	0	0	0	0
Totals	15	2	0	12	0	0	3	32
<u>Other</u>								
Law Enforcement	9	1	0	0	0	0	0	10
Victim	0	0	0	1	0	0	1	2
Parents	0	0	0	1	0	0	0	1
Child & Parent	0	0	0	0	0	0	0	0
Court Staff	0	0	0	0	0	0	0	0
CSA	0	0	0	0	0	0	0	0
DCS	0	0	0	0	0	0	0	0
District Attorney's Office	0	0	0	0	0	0	0	0
Hospital	0	0	0	0	0	0	0	0
Other	0	0	0	0	0	0	0	0
Other Court	0	0	0	0	0	0	0	0
Other State Department	0	0	0	0	0	0	0	0
Relatives	0	0	0	0	0	0	0	0
School	0	0	0	0	0	0	0	0
Self	0	0	0	0	0	0	0	0
Social Agency	0	0	0	0	0	0	0	0
Unknown	0	0	0	0	0	0	0	0
Totals	9	1	0	2	0	0	1	13
All Referral Source Totals	289	54	1	160	14	5	20	543

**TENNESSEE COUNCIL OF JUVENILE AND FAMILY COURT JUDGES
2008 WEAKLEY COUNTY JUVENILE COURT STATISTICAL DATA**

**Children Referred for Unlawful Carrying/Possession of a Weapon for CY 2008
Total Children = 359**

	White Male	African American Male	Other Race Male	White Female	African American Female	Other Race Female	Unknown Race or Sex	Total	% of All Children Referred
Age Under 1	0	0	0	0	0	0	0	0	0.00%
Age 1	0	0	0	0	0	0	0	0	0.00%
Age 2	0	0	0	0	0	0	0	0	0.00%
Age 3	0	0	0	0	0	0	0	0	0.00%
Age 4	0	0	0	0	0	0	0	0	0.00%
Age 5	0	0	0	0	0	0	0	0	0.00%
Age 6	0	0	0	0	0	0	0	0	0.00%
Age 7	0	0	0	0	0	0	0	0	0.00%
Age 8	0	0	0	0	0	0	0	0	0.00%
Age 9	0	0	0	0	0	0	0	0	0.00%
Age 10	0	0	0	0	0	0	0	0	0.00%
Age 11	0	0	0	0	0	0	0	0	0.00%
Age 12	0	0	0	0	0	0	0	0	0.00%
Age 13	0	0	0	0	0	0	0	0	0.00%
Age 14	0	0	0	0	0	0	0	0	0.00%
Age 15	1	0	0	0	0	0	0	1	0.28%
Age 16	0	0	0	0	0	0	0	0	0.00%
Age 17	0	0	0	1	0	0	0	1	0.28%
Age 18	0	0	0	0	0	0	0	0	0.00%
Age 19 and Over	0	0	0	0	0	0	0	0	0.00%
Totals	1	0	0	1	0	0	0	2	

Total Children Referred for Unlawfully Carrying/Possessing Weapons



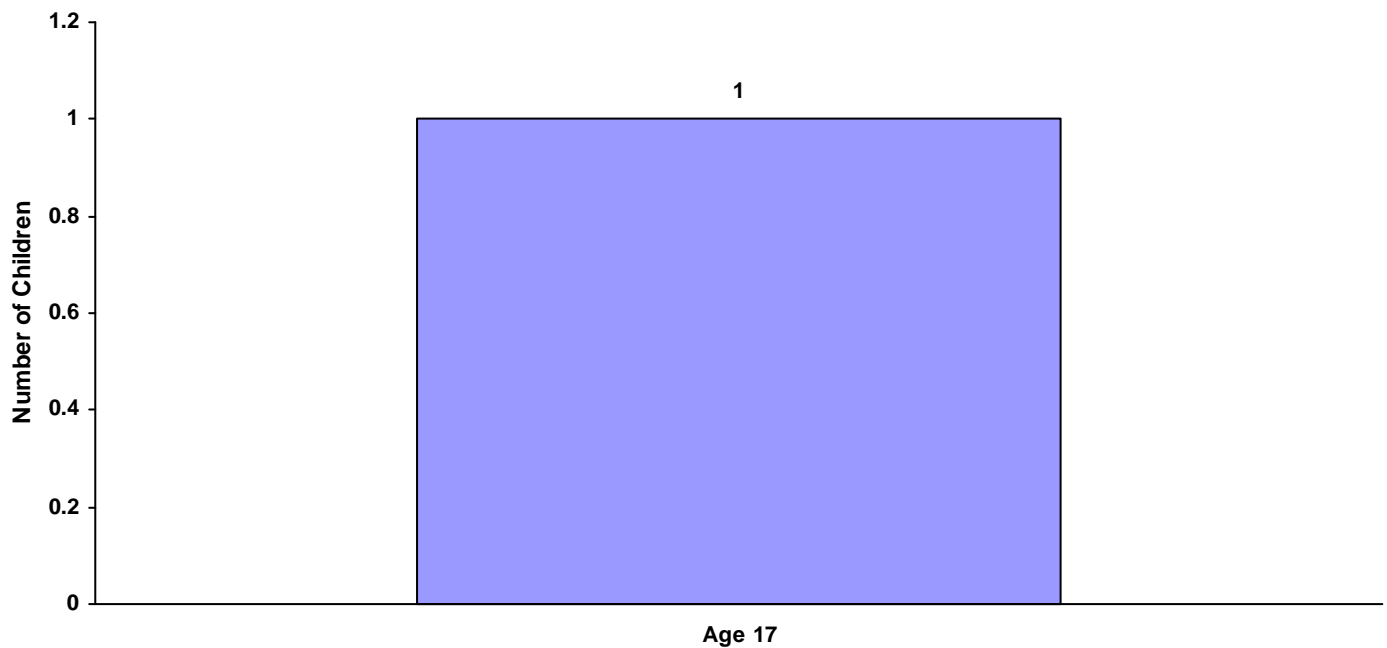
**TENNESSEE COUNCIL OF JUVENILE AND FAMILY COURT JUDGES
2008 WEAKLEY COUNTY JUVENILE COURT STATISTICAL DATA**

Children Referred for Carrying Weapons on School Property for CY 2008

Total Children = 359

	White Male	African American Male	Other Race Male	White Female	African American Female	Other Race Female	Unknown Race or Sex	Total	% of Children Referred
Age Under 1	0	0	0	0	0	0	0	0	0.00%
Age 1	0	0	0	0	0	0	0	0	0.00%
Age 2	0	0	0	0	0	0	0	0	0.00%
Age 3	0	0	0	0	0	0	0	0	0.00%
Age 4	0	0	0	0	0	0	0	0	0.00%
Age 5	0	0	0	0	0	0	0	0	0.00%
Age 6	0	0	0	0	0	0	0	0	0.00%
Age 7	0	0	0	0	0	0	0	0	0.00%
Age 8	0	0	0	0	0	0	0	0	0.00%
Age 9	0	0	0	0	0	0	0	0	0.00%
Age 10	0	0	0	0	0	0	0	0	0.00%
Age 11	0	0	0	0	0	0	0	0	0.00%
Age 12	0	0	0	0	0	0	0	0	0.00%
Age 13	0	0	0	0	0	0	0	0	0.00%
Age 14	0	0	0	0	0	0	0	0	0.00%
Age 15	0	0	0	0	0	0	0	0	0.00%
Age 16	0	0	0	0	0	0	0	0	0.00%
Age 17	1	0	0	0	0	0	0	1	0.28%
Age 18	0	0	0	0	0	0	0	0	0.00%
Age 19 and Over	0	0	0	0	0	0	0	0	0.00%
Totals	1	0	0	0	0	0	0	1	

Total Children Referred for Carrying Weapons on School Property

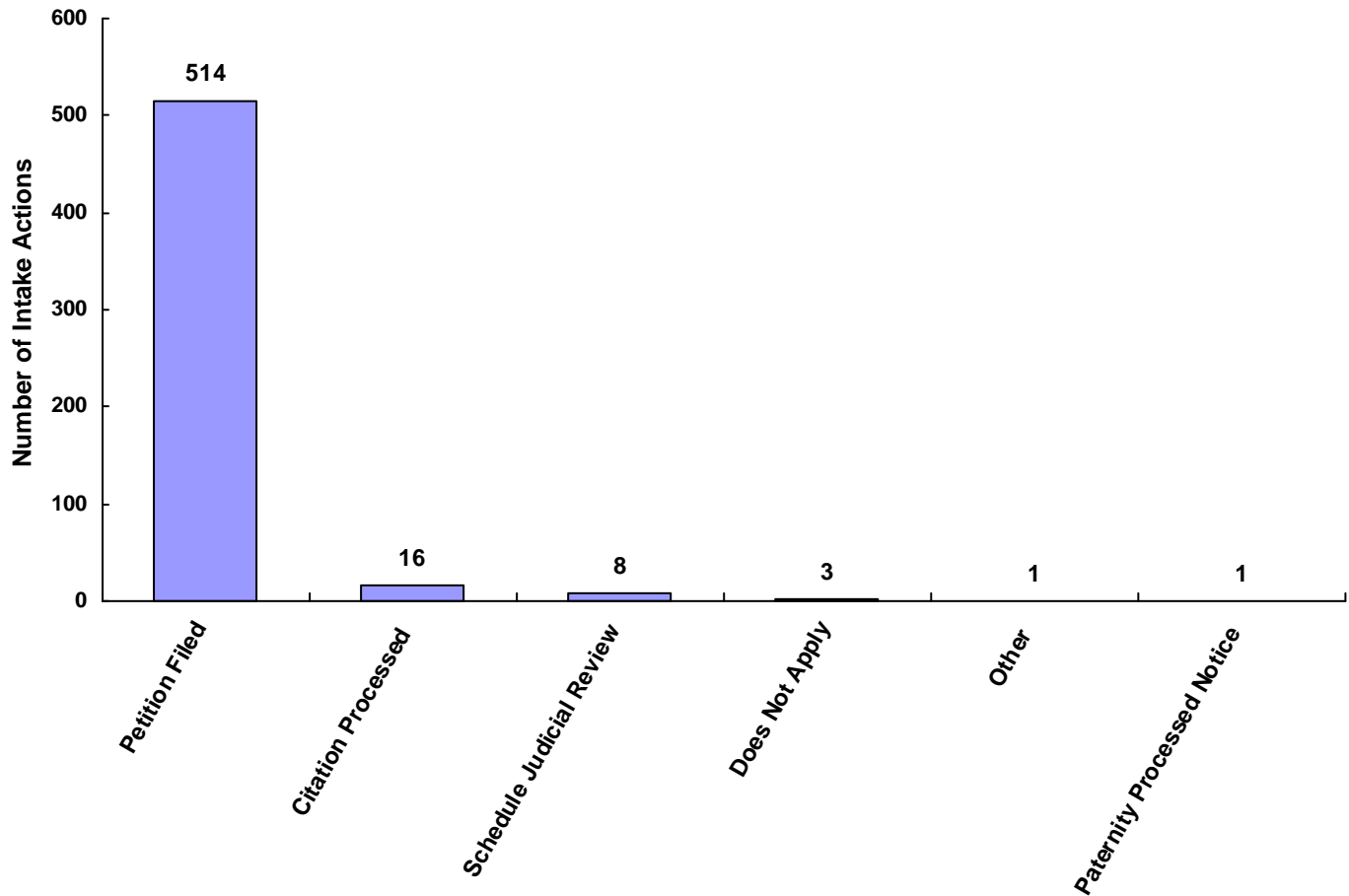


**TENNESSEE COUNCIL OF JUVENILE AND FAMILY COURT JUDGES
2008 WEAKLEY COUNTY JUVENILE COURT STATISTICAL DATA**

Intake Actions at Referral by Race and Sex for CY 2008

	White Male	African American Male	Other Race Male	White Female	African American Female	Other Race Female	Unknown Race or Sex	Total	% of Total Referrals
Petition Filed	272	50	1	154	12	5	20	514	94.66%
Motion Filed	0	0	0	0	0	0	0	0	0.00%
Citation Processed	9	2	0	3	2	0	0	16	2.95%
Paternity Processed Notice	1	0	0	0	0	0	0	1	0.18%
Schedule Judicial Review	5	2	0	1	0	0	0	8	1.47%
Schedule Admin Review	0	0	0	0	0	0	0	0	0.00%
Schedule Foster Care Review	0	0	0	0	0	0	0	0	0.00%
Unknown	0	0	0	0	0	0	0	0	0.00%
Does Not Apply	1	0	0	2	0	0	0	3	0.55%
Other	1	0	0	0	0	0	0	1	0.18%
Totals	289	54	1	160	14	5	20	543	

Total Intake Actions at Referral



**TENNESSEE COUNCIL OF JUVENILE AND FAMILY COURT JUDGES
2008 WEAKLEY COUNTY JUVENILE COURT STATISTICAL DATA**

Intake Actions of Referrals by Class of Offense, Race and Sex for CY 2008

	White Male	African American Male	Other Race Male	White Female	African American Female	Other Race Female	Unknown Race or Sex	Total
<u>Offenses Against Persons</u>								
Petition Filed	21	9	1	2	1	1	1	36
Motion Filed	0	0	0	0	0	0	0	0
Citation Processed	0	0	0	0	0	0	0	0
Notification of Paternity Processed	0	0	0	0	0	0	0	0
Scheduling of Judicial Review	0	0	0	0	0	0	0	0
Scheduling of Administrative Review	0	0	0	0	0	0	0	0
Scheduling of Foster Care Review	0	0	0	0	0	0	0	0
Unknown	0	0	0	0	0	0	0	0
Does Not Apply	0	0	0	0	0	0	0	0
Other	0	0	0	0	0	0	0	0
Totals	21	9	1	2	1	1	1	36

<u>Offenses Against Property</u>								
Petition Filed	63	11	0	13	2	0	1	90
Motion Filed	0	0	0	0	0	0	0	0
Citation Processed	0	0	0	0	0	0	0	0
Notification of Paternity Processed	0	0	0	0	0	0	0	0
Scheduling of Judicial Review	0	0	0	0	0	0	0	0
Scheduling of Administrative Review	0	0	0	0	0	0	0	0
Scheduling of Foster Care Review	0	0	0	0	0	0	0	0
Unknown	0	0	0	0	0	0	0	0
Does Not Apply	0	0	0	0	0	0	0	0
Other	0	0	0	0	0	0	0	0
Totals	63	11	0	13	2	0	1	90

<u>Illegal Conduct</u>								
Petition Filed	82	11	0	28	1	2	2	126
Citation Processed	7	1	0	3	2	0	0	13
Motion Filed	0	0	0	0	0	0	0	0
Notification of Paternity Processed	0	0	0	0	0	0	0	0
Scheduling of Judicial Review	0	0	0	0	0	0	0	0
Scheduling of Administrative Review	0	0	0	0	0	0	0	0
Scheduling of Foster Care Review	0	0	0	0	0	0	0	0
Unknown	0	0	0	0	0	0	0	0
Does Not Apply	0	0	0	0	0	0	0	0
Other	0	0	0	0	0	0	0	0
Totals	89	12	0	31	3	2	2	139

**TENNESSEE COUNCIL OF JUVENILE AND FAMILY COURT JUDGES
2008 WEAKLEY COUNTY JUVENILE COURT STATISTICAL DATA**

Intake Actions of Referrals by Class of Offense, Race and Sex for CY 2008

	White Male	African American Male	Other Race Male	White Female	African American Female	Other Race Female	Unknown Race or Sex	Total
<u>Status Offenses</u>								
Petition Filed	80	13	0	78	6	2	4	183
Citation Processed	0	1	0	0	0	0	0	1
Motion Filed	0	0	0	0	0	0	0	0
Notification of Paternity Processed	0	0	0	0	0	0	0	0
Scheduling of Judicial Review	0	0	0	0	0	0	0	0
Scheduling of Administrative Review	0	0	0	0	0	0	0	0
Scheduling of Foster Care Review	0	0	0	0	0	0	0	0
Unknown	0	0	0	0	0	0	0	0
Does Not Apply	0	0	0	0	0	0	0	0
Other	0	0	0	0	0	0	0	0
Totals	80	14	0	78	6	2	4	184

<u>Dependency/Neglect</u>								
Petition Filed	11	5	0	22	2	0	8	48
Scheduling of Judicial Review	1	0	0	0	0	0	0	1
Motion Filed	0	0	0	0	0	0	0	0
Citation Processed	0	0	0	0	0	0	0	0
Notification of Paternity Processed	0	0	0	0	0	0	0	0
Scheduling of Administrative Review	0	0	0	0	0	0	0	0
Scheduling of Foster Care Review	0	0	0	0	0	0	0	0
Unknown	0	0	0	0	0	0	0	0
Does Not Apply	0	0	0	0	0	0	0	0
Other	0	0	0	0	0	0	0	0
Totals	12	5	0	22	2	0	8	49

<u>Other Violation Proceedings</u>								
Petition Filed	0	0	0	0	0	0	0	0
Motion Filed	0	0	0	0	0	0	0	0
Citation Processed	0	0	0	0	0	0	0	0
Notification of Paternity Processed	0	0	0	0	0	0	0	0
Scheduling of Judicial Review	0	0	0	0	0	0	0	0
Scheduling of Administrative Review	0	0	0	0	0	0	0	0
Scheduling of Foster Care Review	0	0	0	0	0	0	0	0
Unknown	0	0	0	0	0	0	0	0
Does Not Apply	0	0	0	0	0	0	0	0
Other	0	0	0	0	0	0	0	0
Totals	0	0	0	0	0	0	0	0

**TENNESSEE COUNCIL OF JUVENILE AND FAMILY COURT JUDGES
2008 WEAKLEY COUNTY JUVENILE COURT STATISTICAL DATA**

Intake Actions of Referrals by Class of Offense, Race and Sex for CY 2008

	White Male	African American Male	Other Race Male	White Female	African American Female	Other Race Female	Unknown Race or Sex	Total
<u>Parentage</u>								
Petition Filed	4	0	0	8	0	0	3	15
Notification of Paternity Processed	1	0	0	0	0	0	0	1
Other	1	0	0	0	0	0	0	1
Motion Filed	0	0	0	0	0	0	0	0
Citation Processed	0	0	0	0	0	0	0	0
Scheduling of Judicial Review	0	0	0	0	0	0	0	0
Scheduling of Administrative Review	0	0	0	0	0	0	0	0
Scheduling of Foster Care Review	0	0	0	0	0	0	0	0
Unknown	0	0	0	0	0	0	0	0
Does Not Apply	0	0	0	0	0	0	0	0
Totals	6	0	0	8	0	0	3	17
<u>Special Proceedings</u>								
Scheduling of Judicial Review	4	2	0	1	0	0	0	7
Petition Filed	4	0	0	1	0	0	0	5
Does Not Apply	1	0	0	2	0	0	0	3
Motion Filed	0	0	0	0	0	0	0	0
Citation Processed	0	0	0	0	0	0	0	0
Notification of Paternity Processed	0	0	0	0	0	0	0	0
Scheduling of Administrative Review	0	0	0	0	0	0	0	0
Scheduling of Foster Care Review	0	0	0	0	0	0	0	0
Unknown	0	0	0	0	0	0	0	0
Other	0	0	0	0	0	0	0	0
Totals	9	2	0	4	0	0	0	15
<u>Other</u>								
Petition Filed	7	1	0	2	0	0	1	11
Citation Processed	2	0	0	0	0	0	0	2
Motion Filed	0	0	0	0	0	0	0	0
Notification of Paternity Processed	0	0	0	0	0	0	0	0
Scheduling of Judicial Review	0	0	0	0	0	0	0	0
Scheduling of Administrative Review	0	0	0	0	0	0	0	0
Scheduling of Foster Care Review	0	0	0	0	0	0	0	0
Unknown	0	0	0	0	0	0	0	0
Does Not Apply	0	0	0	0	0	0	0	0
Other	0	0	0	0	0	0	0	0
Totals	9	1	0	2	0	0	1	13
All Intake Action Totals	289	54	1	160	14	5	20	543

**TENNESSEE COUNCIL OF JUVENILE AND FAMILY COURT JUDGES
2008 WEAKLEY COUNTY JUVENILE COURT STATISTICAL DATA**

Detention Statistics at Referral by Individual Child by Race and Sex for CY 2008

	White Male	African American Male	Other Race Male	White Female	African American Female	Other Race Female	Unknown Race or Sex	Total	% of Total Children
Does Not Apply	162	29	1	112	13	2	13	332	92.48%
Non-Secure Placement	5	1	0	9	0	0	3	18	5.01%
Juvenile Detention Facility	3	1	0	2	0	0	0	6	1.67%
Unknown	3	0	0	0	0	0	0	3	0.84%
Jail - Complete Separation	0	0	0	0	0	0	0	0	0.00%
Jail - Partial Separation	0	0	0	0	0	0	0	0	0.00%
Jail - No Separation	0	0	0	0	0	0	0	0	0.00%
Psychiatric Hospital	0	0	0	0	0	0	0	0	0.00%
Other	0	0	0	0	0	0	0	0	0.00%
Totals	173	31	1	123	13	2	16	359	

Detention Statistics at Referral by Individual Case for CY 2008

	Cases	% of Total Cases
Does Not Apply	433	92.92%
Non-Secure Placement	19	4.08%
Juvenile Detention Facility	10	2.15%
Unknown	4	0.86%
Jail - Complete Separation	0	0.00%
Jail - Partial Separation	0	0.00%
Jail - No Separation	0	0.00%
Psychiatric Hospital	0	0.00%
Other	0	0.00%
	466	100.00%

Detention Statistics above are reported separately by Child and by Case. One child may have multiple cases.

Does Not Apply: Refers to cases not eligible for detention due to the type of Referral or the decision not to detain.

**TENNESSEE COUNCIL OF JUVENILE AND FAMILY COURT JUDGES
2008 WEAKLEY COUNTY JUVENILE COURT STATISTICAL DATA**

Placement after Secure Detention Hearing by Individual Child by Race and Sex for CY 2008

	White Male	African American Male	Other Race Male	White Female	African American Female	Other Race Female	Unknown Race or Sex	Total	% of Total Children
Does Not Apply	164	29	1	112	13	2	13	334	93.04%
Unknown	6	1	0	7	0	0	3	17	4.74%
Returned to Prior Living Arr	2	1	0	3	0	0	0	6	1.67%
Foster Family Home	0	0	0	1	0	0	0	1	0.28%
Psychiatric Hospital	1	0	0	0	0	0	0	1	0.28%
Juvenile Detention Facility	0	0	0	0	0	0	0	0	0.00%
Jail	0	0	0	0	0	0	0	0	0.00%
Shelter / Group Home	0	0	0	0	0	0	0	0	0.00%
Other	0	0	0	0	0	0	0	0	0.00%
Totals	173	31	1	123	13	2	16	359	

Placement after Secure Detention Hearing by Individual Case for CY 2008

	Cases	% of Total Cases
Does Not Apply	433	92.92%
Unknown	20	4.29%
Returned to Prior Living Arrangement	9	1.93%
Foster Family Home	2	0.43%
Juvenile Detention Facility	1	0.22%
Psychiatric Hospital	1	0.22%
Jail	0	0.00%
Shelter / Group Home	0	0.00%
Other	0	0.00%
	466	100.00%

Detention Statistics above are reported separately by Child and by Case. One child may have multiple cases.

Does Not Apply: Refers to cases not eligible for detention due to the type of Referral or the decision not to detain.

**TENNESSEE COUNCIL OF JUVENILE AND FAMILY COURT JUDGES
2008 WEAKLEY COUNTY JUVENILE COURT STATISTICAL DATA**

Dispositional Procedures for CY 2008

Procedures used to Dispose or Adjust all Referrals

	Number	% of All Referrals
Formally Adjudicated	348	64.09%
Informally Adjusted	138	25.41%
Transfer to Adult Court Hearings and Charges Cleared	0	0.00%
Otherwise Handled	57	10.50%
	543	100.00%

Referrals Disposed by Formal Adjudicatory Proceedings

	Number	% of All Referrals
Dismissed	99	18.23%
Retired / Nolle Prosequi	5	0.92%
Complaint Substantiated Delinquent	185	34.07%
Complaint Substantiated Status Offender	13	2.39%
Complaint Substantiated Dependent/Neglect	45	8.29%
Complaint Substantiated Abused	1	0.18%
Complaint Substantiated Mentally Ill	0	0.00%
	348	64.08%

Referrals Disposed by Other Actions

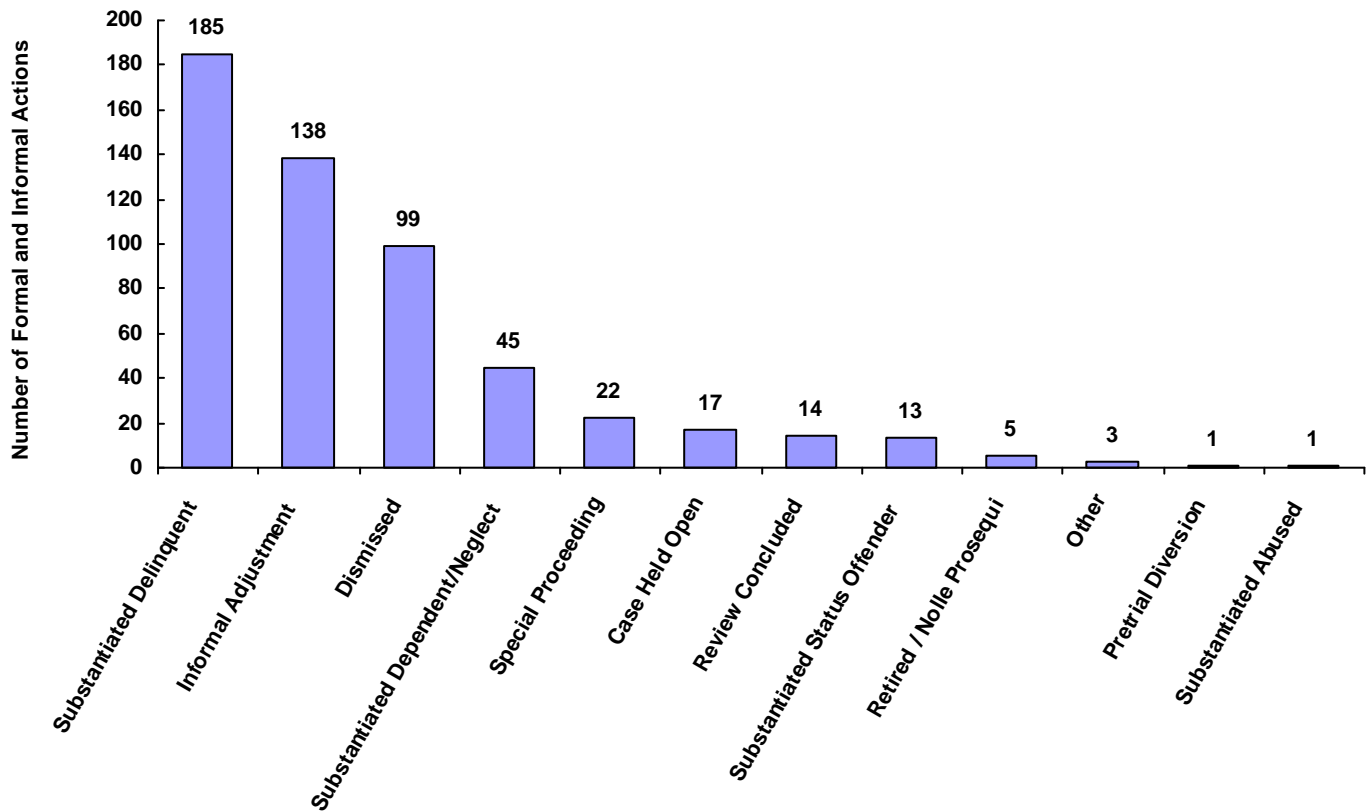
	Number	% of All Referrals
Informal Adjustment	138	25.41%
Transfer to Adult Court Hearing	0	0.00%
Charges Cleared by Transfer to Adult Court	0	0.00%
Pretrial Diversion	1	0.18%
Special Proceeding	22	4.05%
Review Concluded	14	2.58%
Case Held Open	17	3.13%
Other	3	0.55%
Unknown	0	0.00%
	195	35.90%

TENNESSEE COUNCIL OF JUVENILE AND FAMILY COURT JUDGES 2008 WEAKLEY COUNTY JUVENILE COURT STATISTICAL DATA

Formal and Informal Actions by Race and Sex for CY 2008

	White Male	African American Male	Other Race Male	White Female	African American Female	Other Race Female	Unknown Race or Sex	Total	% of Total Referrals
Dismissed	48	13	1	30	3	1	3	99	18.23%
Retired / Nolle Prosequi	4	1	0	0	0	0	0	5	0.92%
Substantiated Delinquent	119	21	0	33	5	2	5	185	34.07%
Substantiated Status Offender	6	3	0	4	0	0	0	13	2.39%
Substantiated Dependent/Neglect	11	4	0	20	2	0	8	45	8.29%
Substantiated Abused	0	0	0	1	0	0	0	1	0.18%
Substantiated Mentally Ill	0	0	0	0	0	0	0	0	0.00%
Informal Adjustment	76	6	0	49	3	2	2	138	25.41%
Pretrial Diversion	0	0	0	1	0	0	0	1	0.18%
Transfer to Adult Court Hearing	0	0	0	0	0	0	0	0	0.00%
Cleared by Transfer to Adult Court	0	0	0	0	0	0	0	0	0.00%
Special Proceeding	9	1	0	12	0	0	0	22	4.05%
Review Concluded	7	2	0	5	0	0	0	14	2.58%
Case Held Open	8	2	0	4	1	0	2	17	3.13%
Unknown	0	0	0	0	0	0	0	0	0.00%
Other	1	1	0	1	0	0	0	3	0.55%
Totals	289	54	1	160	14	5	20	543	

Total Formal and Informal Actions



**TENNESSEE COUNCIL OF JUVENILE AND FAMILY COURT JUDGES
2008 WEAKLEY COUNTY JUVENILE COURT STATISTICAL DATA**

Formal and Informal Actions by Type of Offense, Race and Sex for CY 2008

	White Male	African American Male	Other Race Male	White Female	African American Female	Other Race Female	Unknown Race or Sex	Total
<u>Delinquent</u>								
Complaint Substantiated Delinquent	111	17	0	25	5	2	3	163
Dismissed	34	9	1	11	1	1	1	58
Informal Adjustment	14	1	0	4	0	0	0	19
Special Proceeding	3	1	0	3	0	0	0	7
Case Held Open	4	2	0	0	0	0	0	6
Retired / Nolle Prosequi	4	1	0	0	0	0	0	5
Complaint Substantiated Status Offender	2	0	0	2	0	0	0	4
Review Concluded	1	1	0	0	0	0	0	2
Pretrial Diversion	0	0	0	1	0	0	0	1
Complaint Substantiated Dependent/Neglect	0	0	0	0	0	0	0	0
Complaint Substantiated Abused	0	0	0	0	0	0	0	0
Complaint Substantiated Mentally Ill	0	0	0	0	0	0	0	0
Transfer to Adult Court Hearing	0	0	0	0	0	0	0	0
Charges Cleared by Transfer to Adult Court	0	0	0	0	0	0	0	0
Unknown	0	0	0	0	0	0	0	0
Other	0	0	0	0	0	0	0	0
Totals	173	32	1	46	6	3	4	265

	White Male	African American Male	Other Race Male	White Female	African American Female	Other Race Female	Unknown Race or Sex	Total
<u>Status</u>								
Informal Adjustment	59	5	0	45	3	2	2	116
Dismissed	10	3	0	18	2	0	1	34
Complaint Substantiated Delinquent	3	3	0	8	0	0	1	15
Complaint Substantiated Status Offender	4	3	0	2	0	0	0	9
Case Held Open	3	0	0	4	1	0	0	8
Other	1	0	0	1	0	0	0	2
Retired / Nolle Prosequi	0	0	0	0	0	0	0	0
Complaint Substantiated Dependent/Neglect	0	0	0	0	0	0	0	0
Complaint Substantiated Abused	0	0	0	0	0	0	0	0
Complaint Substantiated Mentally Ill	0	0	0	0	0	0	0	0
Pretrial Diversion	0	0	0	0	0	0	0	0
Transfer to Adult Court Hearing	0	0	0	0	0	0	0	0
Charges Cleared by Transfer to Adult Court	0	0	0	0	0	0	0	0
Special Proceeding	0	0	0	0	0	0	0	0
Review Concluded	0	0	0	0	0	0	0	0
Unknown	0	0	0	0	0	0	0	0
Totals	80	14	0	78	6	2	4	184

**TENNESSEE COUNCIL OF JUVENILE AND FAMILY COURT JUDGES
2008 WEAKLEY COUNTY JUVENILE COURT STATISTICAL DATA**

Formal and Informal Actions by Type of Offense, Race and Sex for CY 2008

	White Male	African American Male	Other Race Male	White Female	African American Female	Other Race Female	Unknown Race or Sex	Total
<u>Dependency and Neglect</u>								
Complaint Substantiated Dependent/Neglect	8	4	0	16	2	0	7	37
Special Proceeding	3	0	0	4	0	0	0	7
Review Concluded	1	0	0	1	0	0	0	2
Complaint Substantiated Delinquent	0	0	0	0	0	0	1	1
Complaint Substantiated Abused	0	0	0	1	0	0	0	1
Other	0	1	0	0	0	0	0	1
Dismissed	0	0	0	0	0	0	0	0
Retired / Nolle Prosequi	0	0	0	0	0	0	0	0
Complaint Substantiated Status Offender	0	0	0	0	0	0	0	0
Complaint Substantiated Mentally Ill	0	0	0	0	0	0	0	0
Informal Adjustment	0	0	0	0	0	0	0	0
Pretrial Diversion	0	0	0	0	0	0	0	0
Transfer to Adult Court Hearing	0	0	0	0	0	0	0	0
Charges Cleared by Transfer to Adult Court	0	0	0	0	0	0	0	0
Case Held Open	0	0	0	0	0	0	0	0
Unknown	0	0	0	0	0	0	0	0
Totals	12	5	0	22	2	0	8	49
<u>Other Violations</u>								
Dismissed	0	0	0	0	0	0	0	0
Retired / Nolle Prosequi	0	0	0	0	0	0	0	0
Complaint Substantiated Delinquent	0	0	0	0	0	0	0	0
Complaint Substantiated Status Offender	0	0	0	0	0	0	0	0
Complaint Substantiated Dependent/Neglect	0	0	0	0	0	0	0	0
Complaint Substantiated Abused	0	0	0	0	0	0	0	0
Complaint Substantiated Mentally Ill	0	0	0	0	0	0	0	0
Informal Adjustment	0	0	0	0	0	0	0	0
Pretrial Diversion	0	0	0	0	0	0	0	0
Transfer to Adult Court Hearing	0	0	0	0	0	0	0	0
Charges Cleared by Transfer to Adult Court	0	0	0	0	0	0	0	0
Special Proceeding	0	0	0	0	0	0	0	0
Review Concluded	0	0	0	0	0	0	0	0
Case Held Open	0	0	0	0	0	0	0	0
Unknown	0	0	0	0	0	0	0	0
Other	0	0	0	0	0	0	0	0
Totals	0	0	0	0	0	0	0	0

**TENNESSEE COUNCIL OF JUVENILE AND FAMILY COURT JUDGES
2008 WEAKLEY COUNTY JUVENILE COURT STATISTICAL DATA**

Formal and Informal Actions by Type of Offense, Race and Sex for CY 2008

	White Male	African American Male	Other Race Male	White Female	African American Female	Other Race Female	Unknown Race or Sex	Total
<u>Special Proceedings</u>								
Review Concluded	5	1	0	3	0	0	0	9
Complaint Substantiated Dependent/Neglect	3	0	0	4	0	0	1	8
Special Proceeding	3	0	0	5	0	0	0	8
Dismissed	3	0	0	0	0	0	0	3
Complaint Substantiated Delinquent	1	1	0	0	0	0	0	2
Case Held Open	0	0	0	0	0	0	2	2
Retired / Nolle Prosequi	0	0	0	0	0	0	0	0
Complaint Substantiated Status Offender	0	0	0	0	0	0	0	0
Complaint Substantiated Abused	0	0	0	0	0	0	0	0
Complaint Substantiated Mentally Ill	0	0	0	0	0	0	0	0
Informal Adjustment	0	0	0	0	0	0	0	0
Pretrial Diversion	0	0	0	0	0	0	0	0
Transfer to Adult Court Hearing	0	0	0	0	0	0	0	0
Charges Cleared by Transfer to Adult Court	0	0	0	0	0	0	0	0
Unknown	0	0	0	0	0	0	0	0
Other	0	0	0	0	0	0	0	0
Totals	15	2	0	12	0	0	3	32
<u>Other</u>								
Dismissed	1	1	0	1	0	0	1	4
Complaint Substantiated Delinquent	4	0	0	0	0	0	0	4
Informal Adjustment	3	0	0	0	0	0	0	3
Review Concluded	0	0	0	1	0	0	0	1
Case Held Open	1	0	0	0	0	0	0	1
Retired / Nolle Prosequi	0	0	0	0	0	0	0	0
Complaint Substantiated Status Offender	0	0	0	0	0	0	0	0
Complaint Substantiated Dependent/Neglect	0	0	0	0	0	0	0	0
Complaint Substantiated Abused	0	0	0	0	0	0	0	0
Complaint Substantiated Mentally Ill	0	0	0	0	0	0	0	0
Pretrial Diversion	0	0	0	0	0	0	0	0
Transfer to Adult Court Hearing	0	0	0	0	0	0	0	0
Charges Cleared by Transfer to Adult Court	0	0	0	0	0	0	0	0
Special Proceeding	0	0	0	0	0	0	0	0
Unknown	0	0	0	0	0	0	0	0
Other	0	0	0	0	0	0	0	0
Totals	9	1	0	2	0	0	1	13
All Action Totals	289	54	1	160	14	5	20	543

**TENNESSEE COUNCIL OF JUVENILE AND FAMILY COURT JUDGES
2008 WEAKLEY COUNTY JUVENILE COURT STATISTICAL DATA**

Formal and Informal Actions by Class of Referral, Race and Sex for CY 2008

	White Male	African American Male	Other Race Male	White Female	African American Female	Other Race Female	Unknown Race or Sex	Total
<u>Offenses Against Persons</u>								
Dismissed	9	2	1	1	1	1	0	15
Complaint Substantiated Delinquent	9	4	0	1	0	0	1	15
Review Concluded	1	1	0	0	0	0	0	2
Retired / Nolle Prosequi	1	0	0	0	0	0	0	1
Informal Adjustment	1	0	0	0	0	0	0	1
Special Proceeding	0	1	0	0	0	0	0	1
Case Held Open	0	1	0	0	0	0	0	1
Complaint Substantiated Status Offender	0	0	0	0	0	0	0	0
Complaint Substantiated Dependent/Neglect	0	0	0	0	0	0	0	0
Complaint Substantiated Abused	0	0	0	0	0	0	0	0
Complaint Substantiated Mentally Ill	0	0	0	0	0	0	0	0
Pretrial Diversion	0	0	0	0	0	0	0	0
Transfer to Adult Court Hearing	0	0	0	0	0	0	0	0
Charges Cleared by Transfer to Adult Court	0	0	0	0	0	0	0	0
Unknown	0	0	0	0	0	0	0	0
Other	0	0	0	0	0	0	0	0
Totals	21	9	1	2	1	1	1	36

<u>Offenses Against Property</u>								
Complaint Substantiated Delinquent	49	5	0	7	2	0	0	63
Dismissed	6	5	0	3	0	0	1	15
Informal Adjustment	7	0	0	2	0	0	0	9
Case Held Open	1	1	0	0	0	0	0	2
Pretrial Diversion	0	0	0	1	0	0	0	1
Retired / Nolle Prosequi	0	0	0	0	0	0	0	0
Complaint Substantiated Status Offender	0	0	0	0	0	0	0	0
Complaint Substantiated Dependent/Neglect	0	0	0	0	0	0	0	0
Complaint Substantiated Abused	0	0	0	0	0	0	0	0
Complaint Substantiated Mentally Ill	0	0	0	0	0	0	0	0
Transfer to Adult Court Hearing	0	0	0	0	0	0	0	0
Charges Cleared by Transfer to Adult Court	0	0	0	0	0	0	0	0
Special Proceeding	0	0	0	0	0	0	0	0
Review Concluded	0	0	0	0	0	0	0	0
Unknown	0	0	0	0	0	0	0	0
Other	0	0	0	0	0	0	0	0
Totals	63	11	0	13	2	0	1	90

**TENNESSEE COUNCIL OF JUVENILE AND FAMILY COURT JUDGES
2008 WEAKLEY COUNTY JUVENILE COURT STATISTICAL DATA**

Formal and Informal Actions by Class of Referral, Race and Sex for CY 2008

	White Male	African American Male	Other Race Male	White Female	African American Female	Other Race Female	Unknown Race or Sex	Total
<u>Illegal Conduct</u>								
Complaint Substantiated Delinquent	53	8	0	17	3	2	2	85
Dismissed	19	2	0	7	0	0	0	28
Informal Adjustment	6	1	0	2	0	0	0	9
Special Proceeding	3	0	0	3	0	0	0	6
Retired / Nolle Prosequi	3	1	0	0	0	0	0	4
Complaint Substantiated Status Offender	2	0	0	2	0	0	0	4
Case Held Open	3	0	0	0	0	0	0	3
Complaint Substantiated Dependent/Neglect	0	0	0	0	0	0	0	0
Complaint Substantiated Abused	0	0	0	0	0	0	0	0
Complaint Substantiated Mentally Ill	0	0	0	0	0	0	0	0
Pretrial Diversion	0	0	0	0	0	0	0	0
Transfer to Adult Court Hearing	0	0	0	0	0	0	0	0
Charges Cleared by Transfer to Adult Court	0	0	0	0	0	0	0	0
Review Concluded	0	0	0	0	0	0	0	0
Unknown	0	0	0	0	0	0	0	0
Other	0	0	0	0	0	0	0	0
Totals	89	12	0	31	3	2	2	139

<u>Status Offenses</u>								
Informal Adjustment	59	5	0	45	3	2	2	116
Dismissed	10	3	0	18	2	0	1	34
Complaint Substantiated Delinquent	3	3	0	8	0	0	1	15
Complaint Substantiated Status Offender	4	3	0	2	0	0	0	9
Case Held Open	3	0	0	4	1	0	0	8
Other	1	0	0	1	0	0	0	2
Retired / Nolle Prosequi	0	0	0	0	0	0	0	0
Complaint Substantiated Dependent/Neglect	0	0	0	0	0	0	0	0
Complaint Substantiated Abused	0	0	0	0	0	0	0	0
Complaint Substantiated Mentally Ill	0	0	0	0	0	0	0	0
Pretrial Diversion	0	0	0	0	0	0	0	0
Transfer to Adult Court Hearing	0	0	0	0	0	0	0	0
Charges Cleared by Transfer to Adult Court	0	0	0	0	0	0	0	0
Special Proceeding	0	0	0	0	0	0	0	0
Review Concluded	0	0	0	0	0	0	0	0
Unknown	0	0	0	0	0	0	0	0
Totals	80	14	0	78	6	2	4	184

**TENNESSEE COUNCIL OF JUVENILE AND FAMILY COURT JUDGES
2008 WEAKLEY COUNTY JUVENILE COURT STATISTICAL DATA**

Formal and Informal Actions by Class of Referral, Race and Sex for CY 2008

	White Male	African American Male	Other Race Male	White Female	African American Female	Other Race Female	Unknown Race or Sex	Total
<u>Dependency/Neglect</u>								
Complaint Substantiated Dependent/Neglect	8	4	0	16	2	0	7	37
Special Proceeding	3	0	0	4	0	0	0	7
Review Concluded	1	0	0	1	0	0	0	2
Complaint Substantiated Delinquent	0	0	0	0	0	0	1	1
Complaint Substantiated Abused	0	0	0	1	0	0	0	1
Other	0	1	0	0	0	0	0	1
Dismissed	0	0	0	0	0	0	0	0
Retired / Nolle Prosequi	0	0	0	0	0	0	0	0
Complaint Substantiated Status Offender	0	0	0	0	0	0	0	0
Complaint Substantiated Mentally Ill	0	0	0	0	0	0	0	0
Informal Adjustment	0	0	0	0	0	0	0	0
Pretrial Diversion	0	0	0	0	0	0	0	0
Transfer to Adult Court Hearing	0	0	0	0	0	0	0	0
Charges Cleared by Transfer to Adult Court	0	0	0	0	0	0	0	0
Case Held Open	0	0	0	0	0	0	0	0
Unknown	0	0	0	0	0	0	0	0
Totals	12	5	0	22	2	0	8	49

Other Violation Proceedings

Dismissed	0	0	0	0	0	0	0	0
Retired / Nolle Prosequi	0	0	0	0	0	0	0	0
Complaint Substantiated Delinquent	0	0	0	0	0	0	0	0
Complaint Substantiated Status Offender	0	0	0	0	0	0	0	0
Complaint Substantiated Dependent/Neglect	0	0	0	0	0	0	0	0
Complaint Substantiated Abused	0	0	0	0	0	0	0	0
Complaint Substantiated Mentally Ill	0	0	0	0	0	0	0	0
Informal Adjustment	0	0	0	0	0	0	0	0
Pretrial Diversion	0	0	0	0	0	0	0	0
Transfer to Adult Court Hearing	0	0	0	0	0	0	0	0
Charges Cleared by Transfer to Adult Court	0	0	0	0	0	0	0	0
Special Proceeding	0	0	0	0	0	0	0	0
Review Concluded	0	0	0	0	0	0	0	0
Case Held Open	0	0	0	0	0	0	0	0
Unknown	0	0	0	0	0	0	0	0
Other	0	0	0	0	0	0	0	0
Totals	0	0	0	0	0	0	0	0

**TENNESSEE COUNCIL OF JUVENILE AND FAMILY COURT JUDGES
2008 WEAKLEY COUNTY JUVENILE COURT STATISTICAL DATA**

Formal and Informal Actions by Class of Referral, Race and Sex for CY 2008

	White Male	African American Male	Other Race Male	White Female	African American Female	Other Race Female	Unknown Race or Sex	Total
<u>Parentage</u>								
Complaint Substantiated Dependent/Neglect	2	0	0	4	0	0	1	7
Special Proceeding	2	0	0	4	0	0	0	6
Review Concluded	2	0	0	0	0	0	0	2
Case Held Open	0	0	0	0	0	0	2	2
Dismissed	0	0	0	0	0	0	0	0
Retired / Nolle Prosequi	0	0	0	0	0	0	0	0
Complaint Substantiated Delinquent	0	0	0	0	0	0	0	0
Complaint Substantiated Status Offender	0	0	0	0	0	0	0	0
Complaint Substantiated Abused	0	0	0	0	0	0	0	0
Complaint Substantiated Mentally Ill	0	0	0	0	0	0	0	0
Informal Adjustment	0	0	0	0	0	0	0	0
Pretrial Diversion	0	0	0	0	0	0	0	0
Transfer to Adult Court Hearing	0	0	0	0	0	0	0	0
Charges Cleared by Transfer to Adult Court	0	0	0	0	0	0	0	0
Unknown	0	0	0	0	0	0	0	0
Other	0	0	0	0	0	0	0	0
Totals	6	0	0	8	0	0	3	17

Special Proceedings

Review Concluded	3	1	0	3	0	0	0	7
Dismissed	3	0	0	0	0	0	0	3
Complaint Substantiated Delinquent	1	1	0	0	0	0	0	2
Special Proceeding	1	0	0	1	0	0	0	2
Complaint Substantiated Dependent/Neglect	1	0	0	0	0	0	0	1
Retired / Nolle Prosequi	0	0	0	0	0	0	0	0
Complaint Substantiated Status Offender	0	0	0	0	0	0	0	0
Complaint Substantiated Abused	0	0	0	0	0	0	0	0
Complaint Substantiated Mentally Ill	0	0	0	0	0	0	0	0
Informal Adjustment	0	0	0	0	0	0	0	0
Pretrial Diversion	0	0	0	0	0	0	0	0
Transfer to Adult Court Hearing	0	0	0	0	0	0	0	0
Charges Cleared by Transfer to Adult Court	0	0	0	0	0	0	0	0
Case Held Open	0	0	0	0	0	0	0	0
Unknown	0	0	0	0	0	0	0	0
Other	0	0	0	0	0	0	0	0
Totals	9	2	0	4	0	0	0	15

**TENNESSEE COUNCIL OF JUVENILE AND FAMILY COURT JUDGES
2008 WEAKLEY COUNTY JUVENILE COURT STATISTICAL DATA**

Formal and Informal Actions by Class of Referral, Race and Sex for CY 2008

	White Male	African American Male	Other Race Male	White Female	African American Female	Other Race Female	Unknown Race or Sex	Total
Other								
Dismissed	1	1	0	1	0	0	1	4
Complaint Substantiated Delinquent	4	0	0	0	0	0	0	4
Informal Adjustment	3	0	0	0	0	0	0	3
Review Concluded	0	0	0	1	0	0	0	1
Case Held Open	1	0	0	0	0	0	0	1
Retired / Nolle Prosequi	0	0	0	0	0	0	0	0
Complaint Substantiated Status Offender	0	0	0	0	0	0	0	0
Complaint Substantiated Dependent/Neglect	0	0	0	0	0	0	0	0
Complaint Substantiated Abused	0	0	0	0	0	0	0	0
Complaint Substantiated Mentally Ill	0	0	0	0	0	0	0	0
Pretrial Diversion	0	0	0	0	0	0	0	0
Transfer to Adult Court Hearing	0	0	0	0	0	0	0	0
Charges Cleared by Transfer to Adult Court	0	0	0	0	0	0	0	0
Special Proceeding	0	0	0	0	0	0	0	0
Unknown	0	0	0	0	0	0	0	0
Other	0	0	0	0	0	0	0	0
Totals	9	1	0	2	0	0	1	13
All Action Totals	289	54	1	160	14	5	20	543

**TENNESSEE COUNCIL OF JUVENILE AND FAMILY COURT JUDGES
2008 WEAKLEY COUNTY JUVENILE COURT STATISTICAL DATA**

Children Transferred to Adult Court by Age at Disposition Date, Race and Sex for CY 2008

Total Children = 359

	White Male	African American Male	Other Race Male	White Female	African American Female	Other Race Female	Unknown Race or Sex	Total	% of All Children Referred
Age Under 1	0	0	0	0	0	0	0	0	0.00%
Age 1	0	0	0	0	0	0	0	0	0.00%
Age 2	0	0	0	0	0	0	0	0	0.00%
Age 3	0	0	0	0	0	0	0	0	0.00%
Age 4	0	0	0	0	0	0	0	0	0.00%
Age 5	0	0	0	0	0	0	0	0	0.00%
Age 6	0	0	0	0	0	0	0	0	0.00%
Age 7	0	0	0	0	0	0	0	0	0.00%
Age 8	0	0	0	0	0	0	0	0	0.00%
Age 9	0	0	0	0	0	0	0	0	0.00%
Age 10	0	0	0	0	0	0	0	0	0.00%
Age 11	0	0	0	0	0	0	0	0	0.00%
Age 12	0	0	0	0	0	0	0	0	0.00%
Age 13	0	0	0	0	0	0	0	0	0.00%
Age 14	0	0	0	0	0	0	0	0	0.00%
Age 15	0	0	0	0	0	0	0	0	0.00%
Age 16	0	0	0	0	0	0	0	0	0.00%
Age 17	0	0	0	0	0	0	0	0	0.00%
Age 18	0	0	0	0	0	0	0	0	0.00%
Age 19 and Over	0	0	0	0	0	0	0	0	0.00%
Totals	0	0	0	0	0	0	0	0	

Total Children Transferred to Adult Court

**TENNESSEE COUNCIL OF JUVENILE AND FAMILY COURT JUDGES
2008 WEAKLEY COUNTY JUVENILE COURT STATISTICAL DATA**

Outcomes by Type Of Disposition, Race and Sex for CY 2008

	White Male	African American Male	Other Race Male	White Female	African American Female	Other Race Female	Unknown Race or Sex	Total
<u>General Action Codes</u>								
Warned / Counseled	68	6	0	54	4	2	2	136
Case Dismissed	60	12	1	33	3	0	1	110
Supervision / Probation to Juvenile Court	34	9	0	16	0	1	3	63
Fine	29	5	0	18	2	1	0	55
House Arrest	27	5	0	9	0	2	2	45
Court Defined Curfew	21	2	0	8	2	2	1	36
Restitution	22	3	0	4	0	0	0	29
Held Open For Review	10	2	0	7	0	0	4	23
Public Service	15	5	0	2	0	0	0	22
Referred to Alcohol Safety School	12	2	0	5	0	0	0	19
No Contact Order	3	4	0	5	2	1	0	15
Referral to Juvenile Court Educ-Based Pgm	9	0	0	1	2	0	2	14
Referred for Alcohol and Drug Counseling	6	0	0	6	0	0	0	12
Referred for Mental Health Counseling	4	3	0	1	0	0	1	9
Referred to Alternative School	8	0	0	0	0	0	0	8
Probation to Parents	3	2	0	1	0	0	0	6
Placement with Relative / Other Individual	1	0	0	3	0	0	0	4
Dismissed from Informal Adjustment	2	0	0	0	0	0	0	2
Case Retired or Nolle Prosequi	1	0	0	0	0	0	0	1
Referred to Private Child Agency	1	0	0	0	0	0	0	1
Driver's License Held Informally	1	0	0	0	0	0	0	1
Private Mental Health Placement	0	1	0	0	0	0	0	1
Placement with City/Cnty Agcy/Facility	1	0	0	0	0	0	0	1
Released from Probation	0	1	0	0	0	0	0	1
Referral to Another Entity for Superv/Servc	0	0	0	0	0	0	0	0
Referred to Defensive Driving School	0	0	0	0	0	0	0	0
Voluntary Placement with DMHMR	0	0	0	0	0	0	0	0
Private MR Placement	0	0	0	0	0	0	0	0
Runaway Returned	0	0	0	0	0	0	0	0
Injunction Other than No Contact Order	0	0	0	0	0	0	0	0
Dismissed from Pretrial Diversion	0	0	0	0	0	0	0	0
Totals	338	62	1	173	15	9	16	614

**TENNESSEE COUNCIL OF JUVENILE AND FAMILY COURT JUDGES
2008 WEAKLEY COUNTY JUVENILE COURT STATISTICAL DATA**

Outcomes by Type Of Disposition, Race and Sex for CY 2008

	White Male	African American Male	Other Race Male	White Female	African American Female	Other Race Female	Unknown Race or Sex	Total
<u>Formal Action Codes</u>								
Supervision by DCS	12	5	0	12	2	1	4	36
DCS Commitment - Custody	11	1	0	1	0	1	2	16
Transfer to Another Juvenile Court for Dispo	7	1	0	4	3	0	0	15
DCS Probation	9	2	0	0	0	0	0	11
DCS Commitment - Suspended	3	1	0	2	0	0	0	6
Other Intensive Probation	3	0	0	0	0	0	1	4
Parental Rights Terminated	2	0	0	2	0	0	0	4
Transferred to Adult Court	0	0	0	0	0	0	0	0
DMHMR Involuntary Commitment	0	0	0	0	0	0	0	0
DCS Commitment - Determinate	0	0	0	0	0	0	0	0
DCS Intensive Probation	0	0	0	0	0	0	0	0
Placed Under a Valid Court Order	0	0	0	0	0	0	0	0
Parental Rights Not Terminated	0	0	0	0	0	0	0	0
Totals	47	10	0	21	5	2	7	92

Special Proceedings

Court Costs	90	18	0	31	7	0	4	150
Custody Changed	7	0	0	11	0	0	5	23
Order of Reference to DCS	3	0	0	2	0	0	1	6
Custody Unchanged	2	0	0	3	0	0	0	5
Foster Care Terminated	0	2	0	0	1	0	0	3
Visitation Changed	0	0	0	1	0	0	0	1
Voluntary Acknowledgement of Paternity	0	0	0	1	0	0	0	1
Foster Care Continued	0	0	0	0	0	0	0	0
Visitation Unchanged	0	0	0	0	0	0	0	0
Paternity Determined / Child Legitimated	0	0	0	0	0	0	0	0
Paternity Not Determ/Child Not Legitimated	0	0	0	0	0	0	0	0
Child Support Granted	0	0	0	0	0	0	0	0
Child Support Amended	0	0	0	0	0	0	0	0
Child Support Denied	0	0	0	0	0	0	0	0
Child Support Terminated	0	0	0	0	0	0	0	0
Request for Medical Treatment Granted	0	0	0	0	0	0	0	0
Request for Medical Treatment Denied	0	0	0	0	0	0	0	0
Consent to Marry Granted	0	0	0	0	0	0	0	0
Consent to Marry Denied	0	0	0	0	0	0	0	0
Totals	102	20	0	49	8	0	10	189

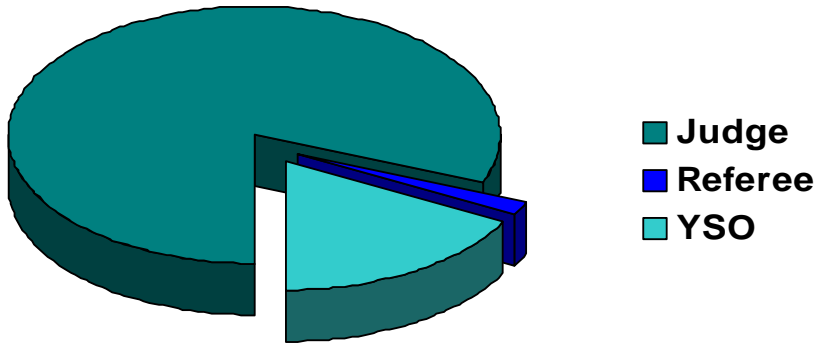
Other Outcome Codes

Other	36	5	0	21	2	1	2	67
Totals	36	5	0	21	2	1	2	67

All Outcome Totals	523	97	1	264	30	12	35	962
---------------------------	------------	-----------	----------	------------	-----------	-----------	-----------	------------

TENNESSEE COUNCIL OF JUVENILE AND FAMILY COURT JUDGES
2008 WEAKLEY COUNTY JUVENILE COURT STATISTICAL DATA

Breakdown of Referrals by Court Personnel Executing the Action in CY 2008



	Referrals	% of Referrals
Judge	441	81.22%
Referee	8	1.47%
YSO	94	17.31%
Other	0	0.00%
Total	543	100.00%