



**2012**



State of Tennessee  
Annual Juvenile Court Statistical Report



**TENNESSEE COUNCIL OF JUVENILE AND FAMILY COURT JUDGES**

**JUDGE NOLAN GOOLSBY, PRESIDENT**

**2012**

**ANNUAL JUVENILE COURT STATISTICAL REPORT**

**PUBLISHED MAY 2013**

**We appreciate the juvenile court staff and clerks who provided the juvenile court statistical data necessary for the production of this report. We also acknowledge the Tennessee Commission on Children and Youth for their continued support and encouragement.**

**Supreme Court of Tennessee  
Administrative Office of the Courts  
511 Union Street, Suite 600  
Nashville, Tennessee 37219**

**Any portion of this publication may be reproduced.**

# 2012 TENNESSEE JUVENILE COURT STATISTICAL DATA

## TABLE OF CONTENTS

	Page
<b>The Juvenile Court</b>	
The Tennessee Council of Juvenile and Family Court Judges	1
The Administrative Office of the Courts	2
Overview	3
Court Process	4
The Juvenile Court Referral Process	5
The Court Data Collection Process	6
Units of Count	7
Tennessee Regional and Metropolitan Area Map	8
<b>Children Information</b>	<b>10</b>
Children Referred to Juvenile Court by Geographical Region and Major Metropolitan Area	11
Children Referred to Juvenile Court by Race	12
Children Referred to Juvenile Court by Age	13
Children of Hispanic Origin Referred to Juvenile Court by Race and Sex	14
Living Arrangement of Child at Time of Referral	15
Last Grade Completed by Child at Time of Referral	16
Children Enrolled in School	16
Children Enrolled in Special Education	16
Detention Statistics at Time of Referral by Child	17
Detention Statistics at Time of Referral by Case	17
Placement after Secure Detention Hearing by Child	18
Placement after Secure Detention Hearing by Case	18
Children with Delinquent, Neglect/Dependent/Abuse, Status/Unruly Referrals	19
Children with Delinquent Referrals by Sex and Race	20
Children with Status/Unruly Referrals by Sex and Race	20
Children with Dependency/Neglect/Abuse Referrals by Sex and Race	20
Children Referred for Unlawful Carrying/Possession of a Weapon by Age	21
Children Referred for Carrying Weapons on School Property by Age	21
Children Transferred to Adult Court by Age	22
<b>Referral Information</b>	<b>24</b>
Delinquent Referrals by Sex and Race	25
Status/Unruly Referrals by Sex and Race	25
Dependency/Neglect/Abuse Referrals by Sex and Race	25
Referrals for Status/Unruly Offenses	26
Referrals by Type	27
Referral Reasons by Type	28
Source of Referrals	31
Six Most Frequent Referral Reasons by Source	32
Source of Referral by Type	35
Intake Actions at Referral	38
Intake Actions by Type	39
Breakdown of Referrals by the Person Executing the Action	42



# 2012 TENNESSEE JUVENILE COURT STATISTICAL DATA

## TABLE OF CONTENTS

	Page
<b>Dispositional Actions / Case Outcomes</b>	<b>44</b>
Dispositional Actions	45
Dispositional Actions by Type	46
Formal and Informal Actions by Type	47
Case Outcomes	52
Case Outcomes by Type	53
<b>Individual Court Information</b>	<b>56</b>
Child, Case, and Referral Counts by Court	57
Children Referred to Juvenile Court by Court	59
Children Transferred to Adult Court by Court	61
Cases Transferred to Adult Court by Court	62
Referral and Court Counts by Type	63
<b>Trends</b>	<b>66</b>
Children Referred to Tennessee Juvenile Courts	67
Referrals to Juvenile Court	68
Cases in Juvenile Court	69
Delinquent Referral Reasons and Individual Children Referred	70
Status/Unruly Referral Reasons and Individual Children Referred	70
Neglected, Dependent and Abused Referrals and Individual Children Referred	71
Crime Index by Individual Children and Referrals	72
Violent Crime Index by Individual Children and Referrals	72
Children Referral for Aggravated Assault, Burglary, Homicide, Larceny, Rape, Robbery	73
Referrals for Aggravated Assault, Burglary, Homicide, Larceny, Rape, Robbery	74
Commitments to DCS, DHS, DYD for Referrals of Delinquent, Status, Dependency or Neglect	75
Children Referred to Juvenile Court with Violation of Probation or Violation of Aftercare	75
<b>Appendix</b>	<b>76</b>
Top 4 Referral Reasons by Sex, Race, and Type	77
Referrals by Age	80
Referrals by Type and Age of Child at Referral	81
Children Under Age 18 Referred to Juvenile Court by Court	83
Children Under Age 18 Transferred to Adult Court by Court	85
Cases for Children Under Age 18 Transferred to Adult Court by Court	86
<b>Glossary</b>	<b>88</b>



## 2012 TENNESSEE JUVENILE COURT STATISTICAL DATA

### The Tennessee Council of Juvenile and Family Court Judges

The Tennessee Council of Juvenile and Family Court Judges (TCJFCJ), was created by the Tennessee General Assembly through legislation that was effective July 1, 1982. The TCJFCJ is the official organization of Tennessee judges having juvenile court jurisdiction.

Throughout its history the Council has represented juvenile court judges and court staff, providing an independent voice regarding issues affecting children, youth, families and communities. The Council meets semi-annually to consider matters concerning their members' official duties and obligations. The Council promotes best court practices and seeks a clearer understanding of what problems and specific challenges dependent, neglected, unruly, and delinquent children face when they come before the courts. The Council strives to increase the court's resources and legal options so they may better meet the needs of Tennessee's children and their families.

### TCJFCJ Executive Committee

<b>President:</b>	Honorable Nolan Goolsby	Putnam County
<b>Vice-President:</b>	Honorable Robert Lincoln	Washington County
<b>Secretary/Treasurer:</b>	Honorable Dennis Humphrey	Roane County

### Directors

<b>Immediate Past President:</b>	Honorable Ray Grimes	Montgomery County
	Honorable Tim Brock	Coffee County
	Honorable Tim Irwin	Knox County
	Honorable Christy Little	Madison County
	Honorable Jeff D. Rader	Sevier County
	Honorable Vicki Snyder	Henry County
	Honorable John Whitworth	Benton County



## 2012 TENNESSEE JUVENILE COURT STATISTICAL DATA

### The Administrative Office of the Courts

The Administrative Office of the Courts (AOC) assumed administrative support responsibility for the TCJFCJ in April 2005. Among the staff serving the TCJFCJ are the AOC's general counsel, a juvenile court program specialist, and a juvenile data collection team. The AOC collects juvenile court statistical data and publishes quarterly and annual statistical reports on the activities of the state's juvenile courts as part of the services they provide to the TCJFCJ. The juvenile courts and the clerks of the courts provide juvenile court data, including cases, informal adjustments, pretrial diversions and special proceedings as set out in the Tennessee Code Annotated § 37-1-106(b)(3) and § 37-1-506.

### AOC Staff

<b>Executive Director:</b>	Elizabeth A. Sykes
<b>General Counsel:</b>	David Haines
<b>Juvenile Court Program Specialist:</b>	Jeana Hendrix
<b>Director, Information Technology:</b>	Ann Lynn Walker
<b>Juvenile Team</b>	
<b>Technology Manager:</b>	Tammy Hawkins
<b>Juvenile Data Analyst:</b>	Beverly Edmonds



## 2012 TENNESSEE JUVENILE COURT STATISTICAL DATA

### Overview

The Annual Juvenile Statistical Report for calendar year 2012 marks the ninth TCJFCJ annual report compiled and published by the AOC. Please call the AOC, or the specific juvenile court, for any data related questions. Additional statistics and juvenile court information can be found at <http://www.tncourts.gov/courts/juvenile-family-courts/statistics>.

Tennessee has a non-unified court system which means that each court has its own methods of conducting court business. Collecting the same categories of juvenile data across all courts is a challenge. Caution should be exercised when comparing courts with each other.

There has been an increase in the number of referrals and cases handled in some juvenile courts. The Administrative Office of the Courts attributes these increases to changes in the way these courts are processing child support cases. Overall, there has been a slight increase in the number of children, cases and referrals reported in 2012 from the prior year.

Please note that data from 2005 has not been included in the trend information charts. One of the larger juvenile courts submitted its 2005 data in a summarized format. The summarized data could not be included in the database or in the reports that used demographic information to break the data down into reportable categories. The absence of this court's information would have biased the data and given a false representation of juvenile trend factors within the State. To address this challenge, the AOC chose the trend range of 2002 through 2004 and 2006 through 2012, which shows 10 years of accumulated statistics that depict the juvenile court data in the most meaningful way.





## 2012 TENNESSEE JUVENILE COURT STATISTICAL DATA

### **Court Process**

The basic juvenile court process in Tennessee is comprised of three central phases:

#### Referral/Intake

Referral begins when a complaint is filed. The complaints are filed by law enforcement, parents or other individuals or agencies requesting that the court exercise its authority. Intake is a process during which the court reviews information to determine whether it has the authority to intervene in a child's life and in what manner it will administer its authority. If the complainant requests that the juvenile be detained, the intake officer performs a detention screening to determine if there is probable cause (legal sufficiency) that the child committed the alleged offense and is subject to detention in accordance with the statute. The intake officer then determines if the complaint should be excluded, informally adjusted (a voluntary agreement between the intake officer, the child and the parents), or if a petition should be filed.

#### Adjudication

In most instances, if a petition is filed the case goes into the adjudicatory phase. The juvenile court judge or magistrate hears the case to determine if the allegations in the petition have merit. The court considers only formally admitted evidence in making its decision. When the allegations are substantiated, the judge will either proceed immediately or will set a later hearing date to determine the appropriate case disposition or outcome. If the allegations are not substantiated or cannot be proven, the petition will be dismissed.

#### Disposition/Outcome

The purpose of the dispositional phase is to determine an appropriate course of action for the child while taking into consideration his or her circumstances. The disposition occurs when an attempt is made to meet the child's social and rehabilitative needs through an appropriate course of treatment or action.


The Juvenile Court Referral Process Chart on the next page is a graphic depiction of the referral process and shows how many referrals were disposed state-wide in 2012.



# 2012 TENNESSEE JUVENILE COURT STATISTICAL DATA

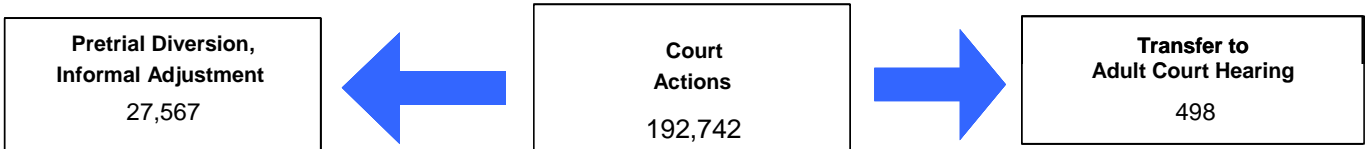
## The Juvenile Court Referral Process

<b>Delinquent</b> 61,146	<b>Status</b> 26,247	<b>Dependency and Neglect</b> 14,922	<b>Other Court Action Violations</b> 292	<b>Special Proceedings</b> 46,068	<b>Parentage</b> 30,144	<b>Other</b> 13,923
-----------------------------	-------------------------	---	---	--------------------------------------	----------------------------	------------------------



**Parents, Victims, School, Relatives, State Dept, etc.**  
132,677

**Law Enforcement**  
60,065



**Court Actions**  
192,742

**Pretrial Diversion, Informal Adjustment**  
27,567

**Transfer to Adult Court Hearing**  
498



**Formal Adjudications**  
68,529

**Charges Cleared By Transfer to Adult Court**  
60

**Special Proceeding**  
37,158



**Review Concluded**  
8,692

**Case Held Open**  
33,425

**Other**  
16,813



**Juvenile Court System Outcomes / Dispositions**  
289,597



**Formal**  
15,668

**General**  
160,488

**Special Proceedings**  
68,360

**Other**  
45,081



## 2012 TENNESSEE JUVENILE COURT STATISTICAL DATA

### The Court Data Collection Process

All 98 Tennessee juvenile courts reported data to the TCJFCJ in 2012. The courts used either JIF98, a data collection software program provided by the TCJFCJ, or other data collection software that they obtained for their court. Those courts using other data collection software are required to adhere to the data validation standards developed by the AOC staff to insure data accuracy. The courts submit their data on computer readable media, data upload to our website, or as electronic mail attachments. Tennessee juvenile courts have reported data to the TCJFCJ for the past 19 years.

### Data Collected

The basic data collected in this process falls within the following categories:

- Child Information
  - Demographics
  - Detentions
- Referral Information
  - Reasons
  - Sources
  - Intake Actions
  - Actions Executed By
- Case Outcome/Dispositional Information
  - Formal adjudicatory actions
  - Informal actions
- Individual Court Information
- Trends



## 2012 TENNESSEE JUVENILE COURT STATISTICAL DATA

### Units of Count

The statistical reports contained in this document are broken down into the following:

#### Number of Children

Counting children is accomplished by using the unique identification number that the court assigns to each child. This identification method insures that each child will be counted only once for statistical purposes.

#### Number of Cases

Each child may have one (1) or more cases. A case is defined as: "All referral reasons/charges reported to the court (via complaint, petition, motion, etc.) on a given day for a given child". This means that one case on an individual child may contain up to five referral reasons. The top five (5) referral reasons or charges on one referral date in each case are collected for statistical purposes.

#### Number of Referrals

A referral is defined as a complaint, offense, or reason that the juvenile court is involved with the child. Each case or referral has at least one (1) or more dispositions or outcomes, so the number of dispositions or outcomes may exceed the number of referrals.

#### Number of Dispositions/Outcomes

The disposition or outcome is the definitive action taken, or treatment plan decided, regarding a particular case. The disposition date, which is the date that the case is disposed, is used to determine when the case will be counted and reported for statistical purposes.



## 2012 TENNESSEE JUVENILE COURT STATISTICAL DATA

### Tennessee Regional and Metropolitan Area Maps

#### Tennessee Regional and Metropolitan Area Map

Tennessee is divided into eight (8) major regions and four (4) metropolitan areas. The Regions are shown on the map below.



**East Region: (Counties)** Anderson, Blount, Campbell, Claiborne, Cocke, Grainger, Hamblen, Jefferson, Loudon, Monroe, Morgan, Roane, Scott, Sevier and Union

**Mid-Cumberland Region: (Counties)** Cheatham, Dickson, Houston, Humphreys, Montgomery, Robertson, Rutherford, Stewart, Sumner, Trousdale, Williamson and Wilson

**Northeast Region: (Counties)** Bristol City, Carter, Greene, Hancock, Hawkins, Johnson, Johnson City, Sullivan Division 1, Sullivan Division 2, Unicoi and Washington

**Northwest Region: (Counties)** Benton, Carroll, Crockett, Dyer, Gibson, Henry, Lake, Obion and Weakley

**South Central Region: (Counties)** Bedford, Coffee, Franklin, Giles, Hickman, Lawrence, Lewis, Lincoln, Marshall, Maury, Moore, Perry and Wayne

**Southeast Region: (Counties)** Bledsoe, Bradley, Grundy, McMinn, Marion, Meigs, Polk, Rhea and Sequatchie

**Southwest Region: (Counties)** Chester, Decatur, Fayette, Hardeman, Hardin, Haywood, Henderson, Lauderdale, McNairy, Madison and Tipton

**Upper Cumberland Region: (Counties)** Cannon, Clay, Cumberland, DeKalb, Fentress, Jackson, Macon, Overton, Pickett, Putnam, Smith, Van Buren, Warren and White

**Davidson County/Nashville**

**Shelby County/Memphis**

**Hamilton County/Chattanooga**

**Knox County/Knoxville**



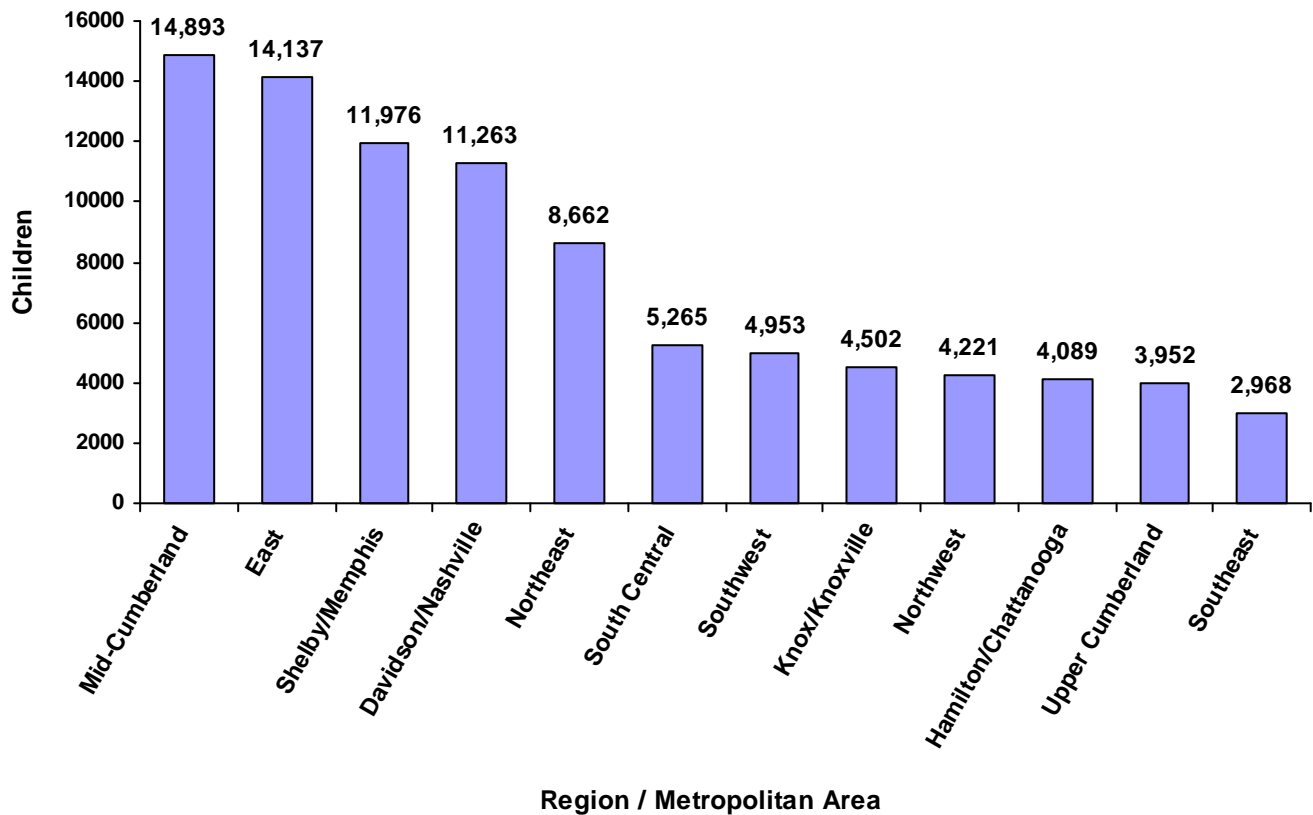
# Children Information



# 2012 TENNESSEE JUVENILE COURT STATISTICAL DATA

## Children Referred to Juvenile Court (by Geographical Region and Major Metropolitan Area)

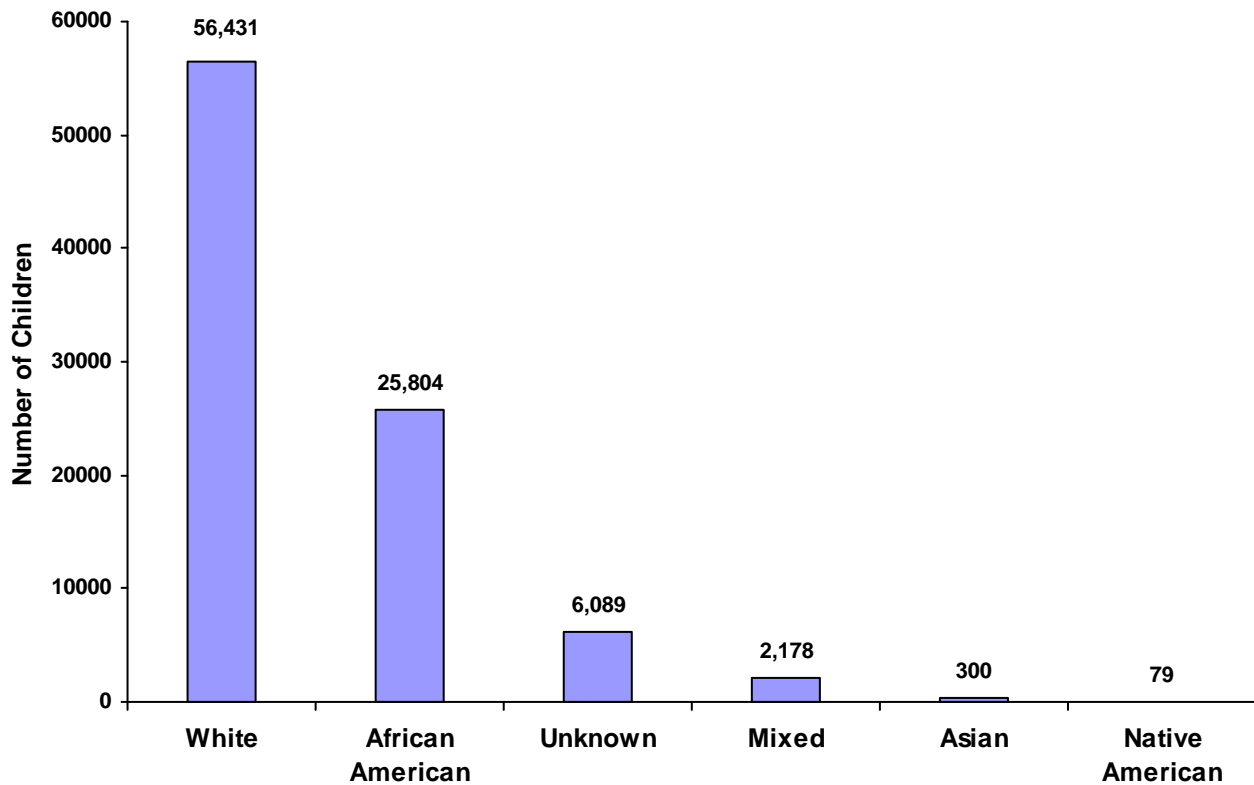
	White Male	African American Male	Other Race Male	White Female	African American Female	Other Race Female	Unknown Race or Sex	Total	% of All Children Referred
Davidson/Nashville	1,619	3,270	204	1,480	2,852	161	1,677	11,263	12.39%
East	7,294	396	170	5,541	209	164	363	14,137	15.56%
Hamilton/Chattanooga	1,081	1,132	51	892	822	61	50	4,089	4.50%
Knox/Knoxville	1,636	381	132	1,404	271	117	561	4,502	4.95%
Mid-Cumberland	6,077	1,415	287	3,870	756	217	2,271	14,893	16.39%
Northeast	4,262	171	92	3,164	112	52	809	8,662	9.53%
Northwest	1,556	781	115	1,062	563	81	63	4,221	4.64%
Shelby/Memphis	1,161	5,867	128	730	3,978	112	0	11,976	13.18%
South Central	2,714	305	89	1,723	205	55	174	5,265	5.79%
Southeast	1,691	118	53	1,027	38	26	15	2,968	3.27%
Southwest	1,601	1,149	73	1,029	723	55	323	4,953	5.45%
Upper Cumberland	2,255	69	37	1,511	35	21	24	3,952	4.35%
<b>Totals</b>	<b>32,947</b>	<b>15,054</b>	<b>1,431</b>	<b>23,433</b>	<b>10,564</b>	<b>1,122</b>	<b>6,330</b>	<b>90,881</b>	



# 2012 TENNESSEE JUVENILE COURT STATISTICAL DATA

## Children Referred to Juvenile Court (by Race)

Race	Male	Female	Unknown	Total	Percent
White	32,947	23,433	51	56,431	62.09%
African American	15,054	10,564	186	25,804	28.39%
Native American	43	36	0	79	0.09%
Asian	162	136	2	300	0.33%
Mixed	1,226	950	2	2,178	2.40%
Unknown	2,742	2,410	937	6,089	6.70%
<b>Total</b>	<b>52,174</b>	<b>37,529</b>	<b>1,178</b>	<b>90,881</b>	<b>100.00%</b>

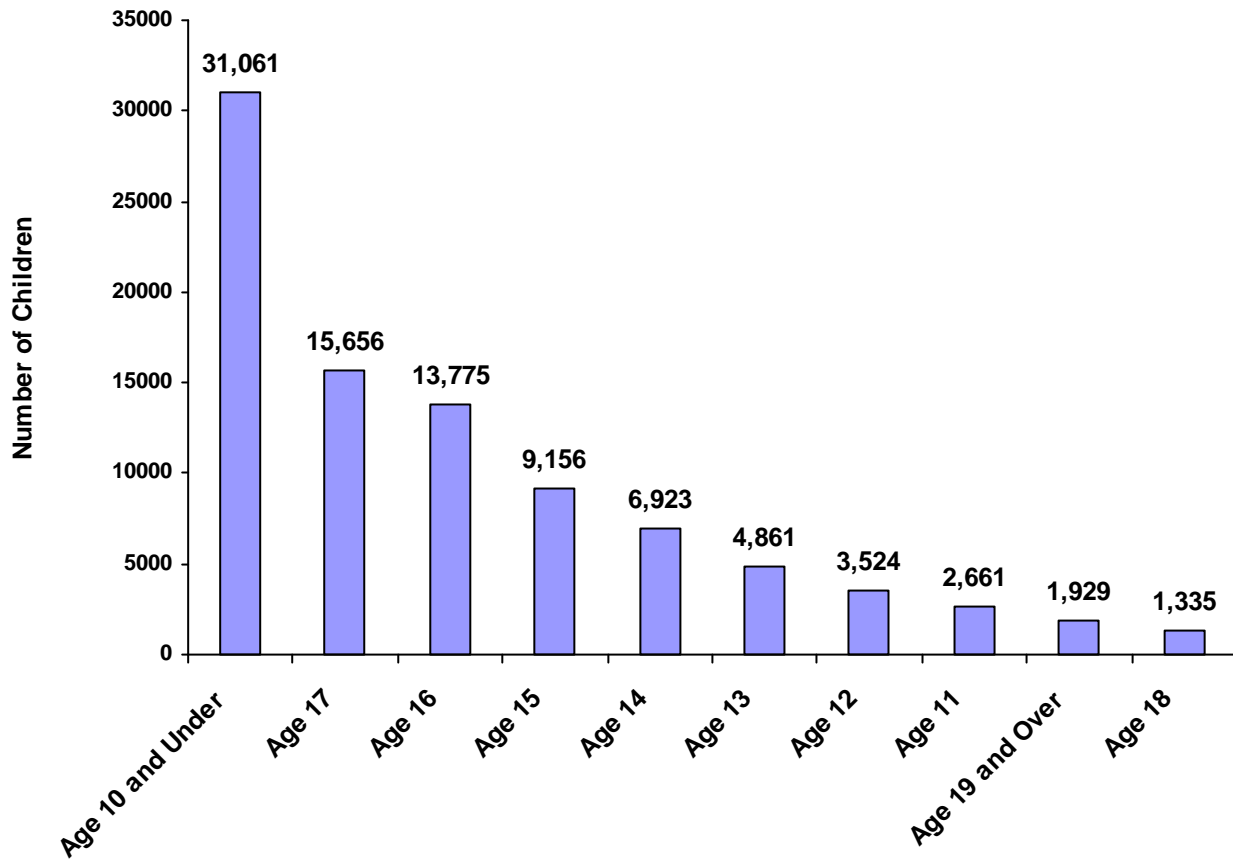




## 2012 TENNESSEE JUVENILE COURT STATISTICAL DATA

### Children Referred to Juvenile Court (by Age)

	White Male	African American	Other Race	White Female	African American Female	Other Race	Unknown Race or Sex	Total	% of All Children
Age 10 and Under	9,616	4,257	649	8,618	3,772	565	3,584	<b>31,061</b>	<b>34.18%</b>
Age 11	868	466	42	696	334	33	222	<b>2,661</b>	<b>2.93%</b>
Age 12	1,181	713	72	823	501	44	190	<b>3,524</b>	<b>3.88%</b>
Age 13	1,695	943	69	1,170	663	58	263	<b>4,861</b>	<b>5.35%</b>
Age 14	2,434	1,377	99	1,656	993	72	292	<b>6,923</b>	<b>7.62%</b>
Age 15	3,175	1,899	122	2,145	1,271	106	438	<b>9,156</b>	<b>10.07%</b>
Age 16	5,654	2,323	167	3,599	1,395	124	513	<b>13,775</b>	<b>15.16%</b>
Age 17	6,940	2,485	178	4,025	1,395	106	527	<b>15,656</b>	<b>17.23%</b>
Age 18	615	237	27	283	104	11	58	<b>1,335</b>	<b>1.47%</b>
Age 19 and Over	769	354	6	418	136	3	243	<b>1,929</b>	<b>2.12%</b>
<b>Total</b>	<b>32,947</b>	<b>15,054</b>	<b>1,431</b>	<b>23,433</b>	<b>10,564</b>	<b>1,122</b>	<b>6,330</b>	<b>90,881</b>	



## 2012 TENNESSEE JUVENILE COURT STATISTICAL DATA

### Hispanic Origin

All racial categories may contain juveniles who are considered to be of Hispanic origin or ethnicity. Please note that some court case management systems classify Hispanic origin as a race while others treat Hispanic origin as an ethnicity and categorize these juveniles as white. Some courts do not report this data at all which means the data reported by the Administrative Office of the Courts for Hispanic ethnicity or Hispanic origin is potentially underreported in Tennessee.

The National Center for Juvenile Justice (NCJJ) defines Hispanic origin and how it should be reported. The Standards for Maintaining, Collecting, and Presenting Federal Data on Race and Ethnicity (excerpt from the Federal Register on October 30, 1997) defines Hispanic origin as follows: A person of Cuban, Mexican, Puerto Rican, South or Central American, or other Spanish culture or origin, regardless of race. The term, "Spanish Origin" can be used in addition to "Hispanic" or "Latino".

### Children of Hispanic Origin Referred to Juvenile Court (by Race)

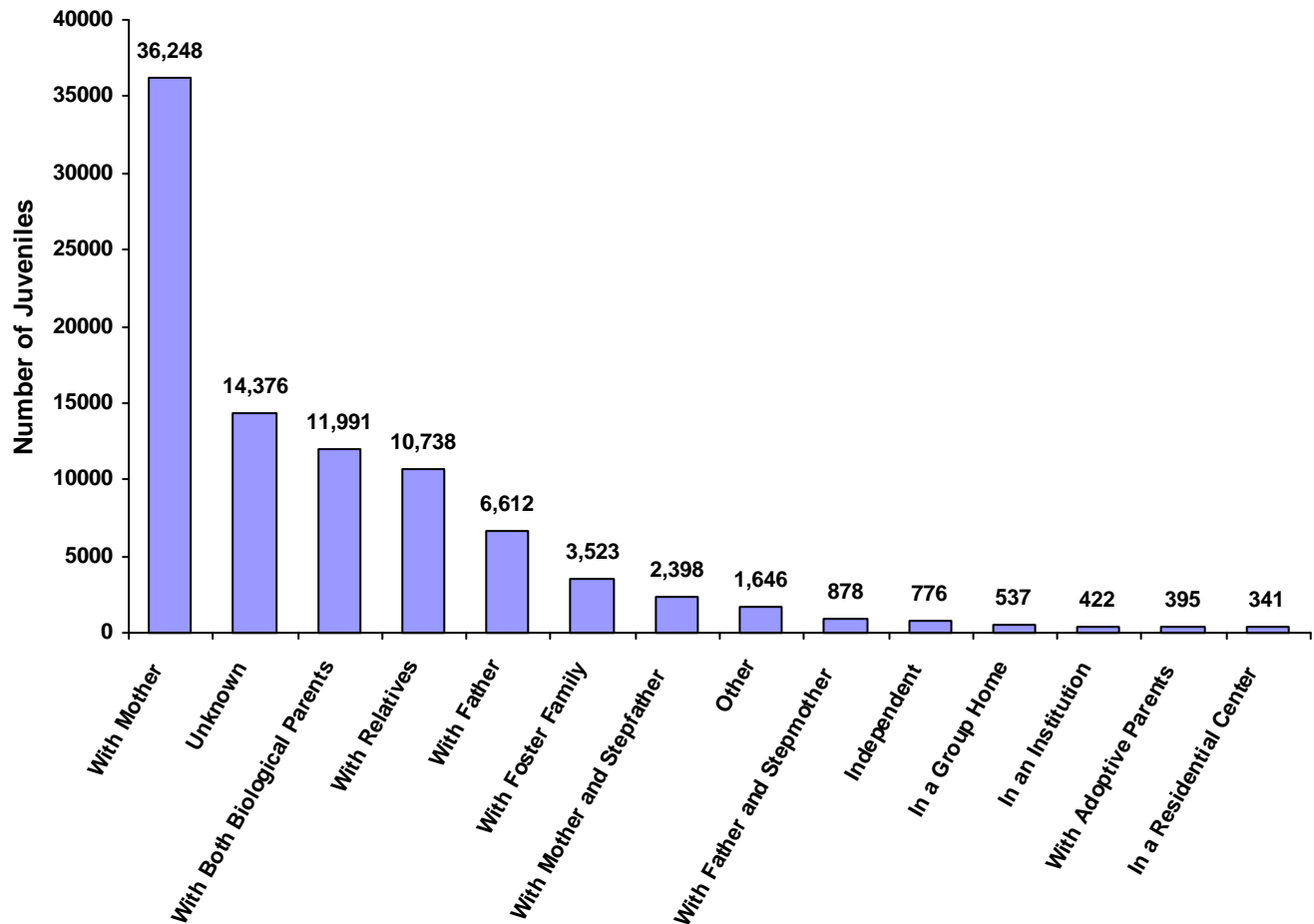
Race	Male	Female	Unknown	Total	% of All Children
White	869	610	1	1,480	1.63%
African American	55	45	1	101	0.11%
Native American	3	4	0	7	0.01%
Asian	4	2	0	6	0.01%
Mixed	179	124	0	303	0.33%
Unknown	324	208	2	534	0.59%
<b>Total</b>	<b>1,434</b>	<b>993</b>	<b>4</b>	<b>2,431</b>	<b>2.67%</b>



## 2012 TENNESSEE JUVENILE COURT STATISTICAL DATA

### Living Arrangement of Child at Time of Referral

	White Male	African American Male	Other Race Male	White Female	African American Female	Other Race Female	Unknown Race or Sex	Total	% of All Children Referred
With Both Biological Parents	6,532	837	142	3,616	422	83	359	11,991	13.19%
With Father and Stepmother	437	107	10	255	48	3	18	878	0.97%
With Mother and Stepfather	1,106	323	42	688	166	29	44	2,398	2.64%
With Mother	11,229	7,870	568	8,451	5,599	448	2,083	36,248	39.89%
With Father	3,067	863	99	1,795	483	75	230	6,612	7.28%
With Relatives	3,718	1,655	190	3,227	1,379	153	416	10,738	11.82%
With Adoptive Parents	175	45	9	120	32	5	9	395	0.43%
With Foster Family	1,367	285	70	1,352	234	84	131	3,523	3.88%
In a Group Home	270	119	10	87	34	5	12	537	0.59%
In a Residential Center	175	63	4	65	17	2	15	341	0.38%
In an Institution	119	140	7	66	79	6	5	422	0.46%
Independent	295	113	6	233	84	0	45	776	0.85%
Unknown	3,885	2,339	247	3,068	1,753	206	2,878	14,376	15.82%
Other	572	295	27	410	234	23	85	1,646	1.81%
<b>Totals</b>	<b>32,947</b>	<b>15,054</b>	<b>1,431</b>	<b>23,433</b>	<b>10,564</b>	<b>1,122</b>	<b>6,330</b>	<b>90,881</b>	



## 2012 TENNESSEE JUVENILE COURT STATISTICAL DATA

### Last Grade Completed by Child at Time of Referral

	White Male	African American Male	Other Race Male	White Female	African American Female	Other Race Female	Unknown Race or Sex	Total	% of All Children Referred
Too Young for School	3,580	933	216	3,185	844	183	599	9,540	10.50%
Preschool	234	163	23	232	157	16	12	837	0.92%
Kindergarten	609	215	40	560	217	32	37	1,710	1.88%
1st Grade	565	213	27	570	185	36	53	1,649	1.81%
2nd Grade	522	210	28	473	175	29	48	1,485	1.63%
3rd Grade	569	249	29	476	171	23	32	1,549	1.70%
4th Grade	643	297	28	441	182	14	58	1,663	1.83%
5th Grade	747	420	41	530	299	28	53	2,118	2.33%
6th Grade	1,119	703	56	756	458	42	73	3,207	3.53%
7th Grade	1,586	914	56	1,017	616	52	111	4,352	4.79%
8th Grade	2,496	1,617	121	1,626	1,015	76	218	7,169	7.89%
9th Grade	3,364	1,893	107	1,992	1,090	74	237	8,757	9.64%
10th Grade	4,137	1,615	109	2,434	1,012	78	177	9,562	10.52%
11th Grade	3,476	1,022	94	2,146	624	61	133	7,556	8.31%
12th Grade	773	230	17	501	132	15	68	1,736	1.91%
Non-Graded Special Ed	34	37	2	9	11	0	0	93	0.10%
GED	92	15	0	44	2	1	2	156	0.17%
Graduated	275	115	6	199	88	5	10	698	0.77%
Never Attended School	676	308	31	637	306	25	189	2,172	2.39%
Unknown	7,049	3,776	394	5,320	2,937	328	4,183	23,987	26.39%
Other	365	60	3	256	18	2	37	741	0.82%
<b>Totals</b>	<b>32,911</b>	<b>15,005</b>	<b>1,428</b>	<b>23,404</b>	<b>10,539</b>	<b>1,120</b>	<b>6,330</b>	<b>90,737</b>	

#### Children Enrolled in School

	Children	% of All Children
Enrolled	58,503	64.37%
Not Enrolled	13,310	14.65%
Unknown	19,068	20.98%
	<b>90,881</b>	

#### Children Enrolled in Special Education

	Children	% of All Children
Enrolled	3,245	3.57%
Not Enrolled	56,533	62.21%
Unknown	31,103	34.22%
	<b>90,881</b>	



## 2012 TENNESSEE JUVENILE COURT STATISTICAL DATA

### Detention Statistics at Time of Referral (by Child)

	White Male	African American Male	Other Race Male	White Female	African American Female	Other Race Female	Unknown Race or Sex	Total	% of Total Children
Does Not Apply	28,868	11,795	1,266	21,120	9,034	1,012	6,088	<b>79,183</b>	<b>87.13%</b>
Juvenile Detention Facility	1,870	2,107	84	804	781	38	69	<b>5,753</b>	<b>6.33%</b>
Unknown	886	945	52	681	646	55	46	<b>3,311</b>	<b>3.64%</b>
Non-Secure Placement	1,028	196	19	646	99	12	8	<b>2,008</b>	<b>2.21%</b>
Other	275	5	9	175	4	5	26	<b>499</b>	<b>0.55%</b>
Psychiatric Hospital	2	2	0	0	0	0	92	<b>96</b>	<b>0.11%</b>
Jail - Complete Separation	7	2	0	4	0	0	0	<b>13</b>	<b>0.01%</b>
Jail - No Separation	7	2	1	3	0	0	0	<b>13</b>	<b>0.01%</b>
Jail - Partial Separation	4	0	0	0	0	0	1	<b>5</b>	<b>0.01%</b>
<b>Totals</b>	<b>32,947</b>	<b>15,054</b>	<b>1,431</b>	<b>23,433</b>	<b>10,564</b>	<b>1,122</b>	<b>6,330</b>	<b>90,881</b>	

### Detention Statistics at Time of Referral (by Case)

	Cases	% of Total Cases
Does Not Apply	147,369	86.92%
Juvenile Detention Facility	10,974	6.47%
Unknown	7,114	4.20%
Non-Secure Placement	3,099	1.83%
Other	825	0.49%
Psychiatric Hospital	112	0.07%
Jail - No Separation	28	0.02%
Jail - Complete Separation	17	0.01%
Jail - Partial Separation	8	0.01%
	<b>169,546</b>	<b>100.00%</b>

Detention Statistics above are reported separately by Child and by Case. One child may have multiple cases.

Does Not Apply: Refers to cases not eligible for detention due to the type of Referral or the decision not to detain.



## 2012 TENNESSEE JUVENILE COURT STATISTICAL DATA

### Placement after Secure Detention Hearing (by Child)

	White Male	African American Male	Other Race Male	White Female	African American Female	Other Race Female	Unknown Race or Sex	Total	% of Total Children
Does Not Apply	29,668	13,031	1,309	21,744	9,819	1,056	6,127	<b>82,754</b>	<b>91.06%</b>
Returned to Prior Living Arr	2,450	1,017	83	1,286	408	40	150	<b>5,434</b>	<b>5.98%</b>
Unknown	369	446	20	204	227	17	28	<b>1,311</b>	<b>1.44%</b>
Juvenile Detention Facility	336	524	14	125	99	5	10	<b>1,113</b>	<b>1.22%</b>
Shelter / Group Home	49	23	2	19	8	2	1	<b>104</b>	<b>0.11%</b>
Other	32	9	1	26	2	2	8	<b>80</b>	<b>0.09%</b>
Foster Family Home	33	1	2	24	1	0	6	<b>67</b>	<b>0.07%</b>
Jail	4	3	0	4	0	0	0	<b>11</b>	<b>0.01%</b>
Psychiatric Hospital	6	0	0	1	0	0	0	<b>7</b>	<b>0.01%</b>
<b>Totals</b>	<b>32,947</b>	<b>15,054</b>	<b>1,431</b>	<b>23,433</b>	<b>10,564</b>	<b>1,122</b>	<b>6,330</b>	<b>90,881</b>	

### Placement after Secure Detention Hearing (by Case)

	Cases	% of Total Cases
Does Not Apply	153,562	90.57%
Returned to Prior Living Arrangement	9,561	5.64%
Juvenile Detention Facility	2,887	1.70%
Unknown	2,866	1.69%
Shelter / Group Home	279	0.17%
Foster Family Home	206	0.12%
Other	139	0.08%
Jail	23	0.01%
Psychiatric Hospital	23	0.01%
	<b>169,546</b>	<b>100.00%</b>

Detention Statistics above are reported separately by Child and by Case. One child may have multiple cases.

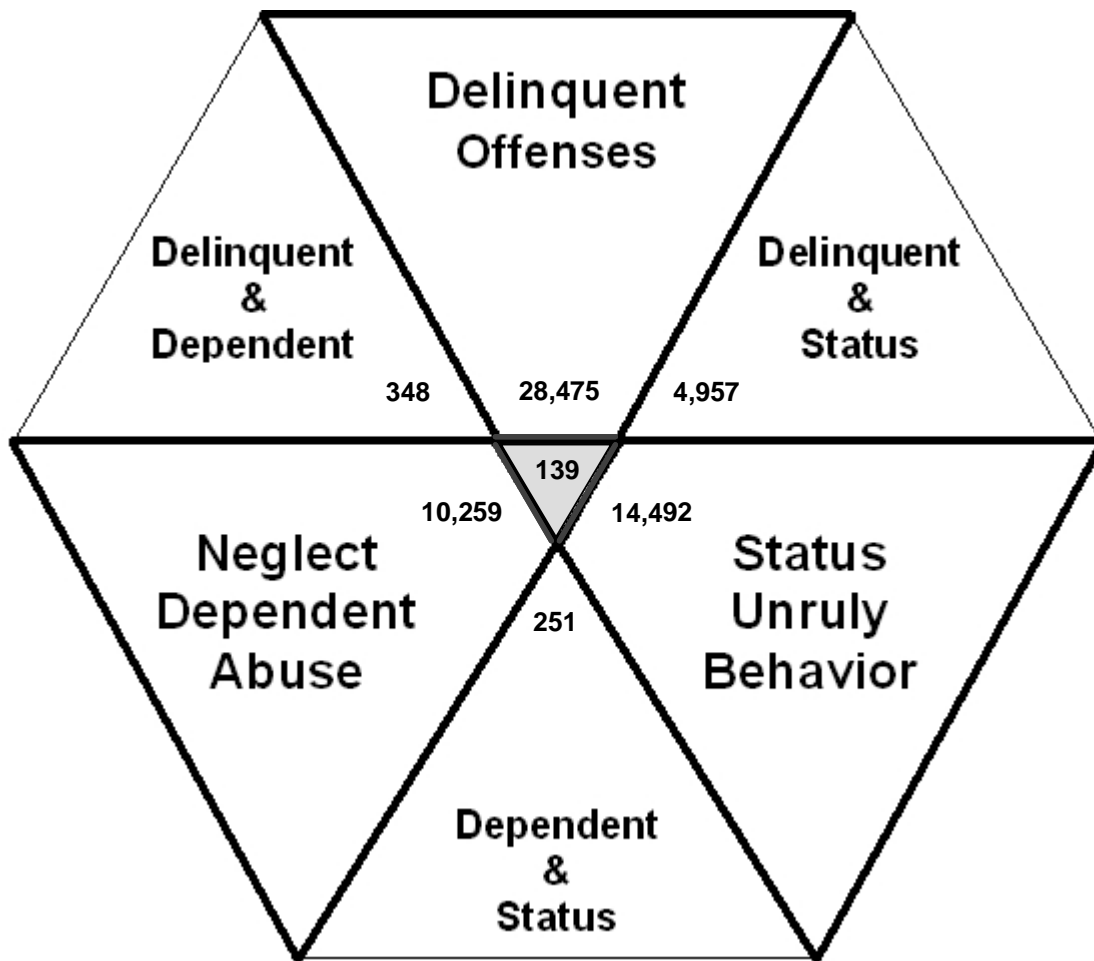
Does Not Apply: Refers to cases not eligible for detention due to the type of Referral or the decision not to detain.



## 2012 TENNESSEE JUVENILE COURT STATISTICAL DATA

### Children with Delinquent, Neglect/Dependent/Abuse, Status/Unruly Referrals

Children can have referrals in multiple categories. The drawing below shows that in the year 2012 there were 28,475 children with referrals to juvenile courts in Tennessee with only delinquent offenses, 14,492 for those with only status/unruly behavior, and 10,259 for children with neglect, dependent or abuse referrals during the calendar year. There were 4,957 children that had a delinquent AND a status/unruly referral. There were 348 children with both delinquent behavior AND a neglect, dependent or abuse referral. There were 251 children that had both a status/unruly referral AND a neglect, dependent or abuse referral. And finally, there were 139 children with all three referral types of delinquent AND status/unruly AND neglect, dependent or abuse.



Total number of individual children with a referral in any of the categories listed above of Delinquent, Status/Unruly, and Neglect/Dependent/Abuse equals 58,921

Each child is counted only once in this chart

Total number of individual children for ALL referrals disposed by juvenile courts in 2012 equals 90,881



Tennessee Council of Juvenile & Family Court Judges  
Administrative Office of the Courts

## 2012 TENNESSEE JUVENILE COURT STATISTICAL DATA

### Children\* with Delinquent Referrals (by Sex)

	White	African American	Native American	Asian	Mixed Race	Unknown Race	Total
<b>Male</b>	13,975	7,246	15	70	386	484	<b>22,176</b>
<b>Female</b>	7,414	3,733	13	41	230	227	<b>11,658</b>
<b>Unknown Sex</b>	4	3	0	1	0	77	<b>85</b>
<b>Totals</b>	<b>21,393</b>	<b>10,982</b>	<b>28</b>	<b>112</b>	<b>616</b>	<b>788</b>	<b>33,919</b>

### Children\* with Status/Unruly Referrals (by Sex)

	White	African American	Native American	Asian	Mixed Race	Unknown Race	Total
<b>Male</b>	7,652	3,172	13	58	228	406	<b>11,529</b>
<b>Female</b>	5,385	2,222	8	41	166	427	<b>8,249</b>
<b>Unknown Sex</b>	3	7	0	0	0	51	<b>61</b>
<b>Totals</b>	<b>13,040</b>	<b>5,401</b>	<b>21</b>	<b>99</b>	<b>394</b>	<b>884</b>	<b>19,839</b>

### Children\* with Dependency/Neglect/Abuse Referrals (by Sex)

	White	African American	Native American	Asian	Mixed Race	Unknown Race	Total
<b>Male</b>	3,638	1,213	8	11	182	331	<b>5,383</b>
<b>Female</b>	3,479	1,254	6	21	155	336	<b>5,251</b>
<b>Unknown Sex</b>	12	2	0	0	0	349	<b>363</b>
<b>Totals</b>	<b>7,129</b>	<b>2,469</b>	<b>14</b>	<b>32</b>	<b>337</b>	<b>1,016</b>	<b>10,997</b>

\* A child may be counted in more than one category





## 2012 TENNESSEE JUVENILE COURT STATISTICAL DATA

### Children Referred for Unlawful Carrying/Possession of a Weapon (by Age)

	White Male	African American Male	Other Race Male	White Female	African American Female	Other Race Female	Unknown Race or Sex	Total	% of Total
Age 6	0	0	0	0	1	0	0	1	0.16%
Age 8	0	0	0	0	1	0	0	1	0.16%
Age 9	1	2	0	0	0	0	0	3	0.49%
Age 10	0	1	0	0	0	0	2	3	0.49%
Age 11	2	2	2	0	3	0	0	9	1.47%
Age 12	4	10	2	0	1	0	0	17	2.77%
Age 13	8	25	0	2	2	0	0	37	6.04%
Age 14	24	30	0	2	3	0	2	61	9.95%
Age 15	31	61	3	2	5	0	2	104	16.97%
Age 16	42	99	0	3	4	0	6	154	25.12%
Age 17	51	145	3	4	10	2	6	221	36.05%
Age 18	1	0	0	0	0	0	1	2	0.33%
<b>Totals</b>	<b>164</b>	<b>375</b>	<b>10</b>	<b>13</b>	<b>30</b>	<b>2</b>	<b>19</b>	<b>613</b>	

### Children Referred for Carrying Weapons on School Property (by Age)

	White Male	African American Male	Other Race Male	White Female	African American Female	Other Race Female	Unknown Race or Sex	Total	% of Total
Age 6	0	2	0	0	0	0	0	2	0.62%
Age 7	2	4	0	0	0	0	0	6	1.87%
Age 8	1	3	0	1	0	0	0	5	1.56%
Age 9	1	6	0	1	1	0	0	9	2.80%
Age 10	4	13	0	1	0	0	1	19	5.92%
Age 11	6	6	0	3	3	0	0	18	5.61%
Age 12	12	14	0	1	3	0	0	30	9.35%
Age 13	19	10	0	2	2	0	0	33	10.28%
Age 14	39	11	0	1	3	0	1	55	17.13%
Age 15	26	9	2	2	8	1	1	49	15.26%
Age 16	22	11	1	1	4	0	0	39	12.15%
Age 17	22	16	2	5	9	1	0	55	17.13%
Age 18	0	1	0	0	0	0	0	1	0.31%
<b>Totals</b>	<b>154</b>	<b>106</b>	<b>5</b>	<b>18</b>	<b>33</b>	<b>2</b>	<b>3</b>	<b>321</b>	

**#Error**

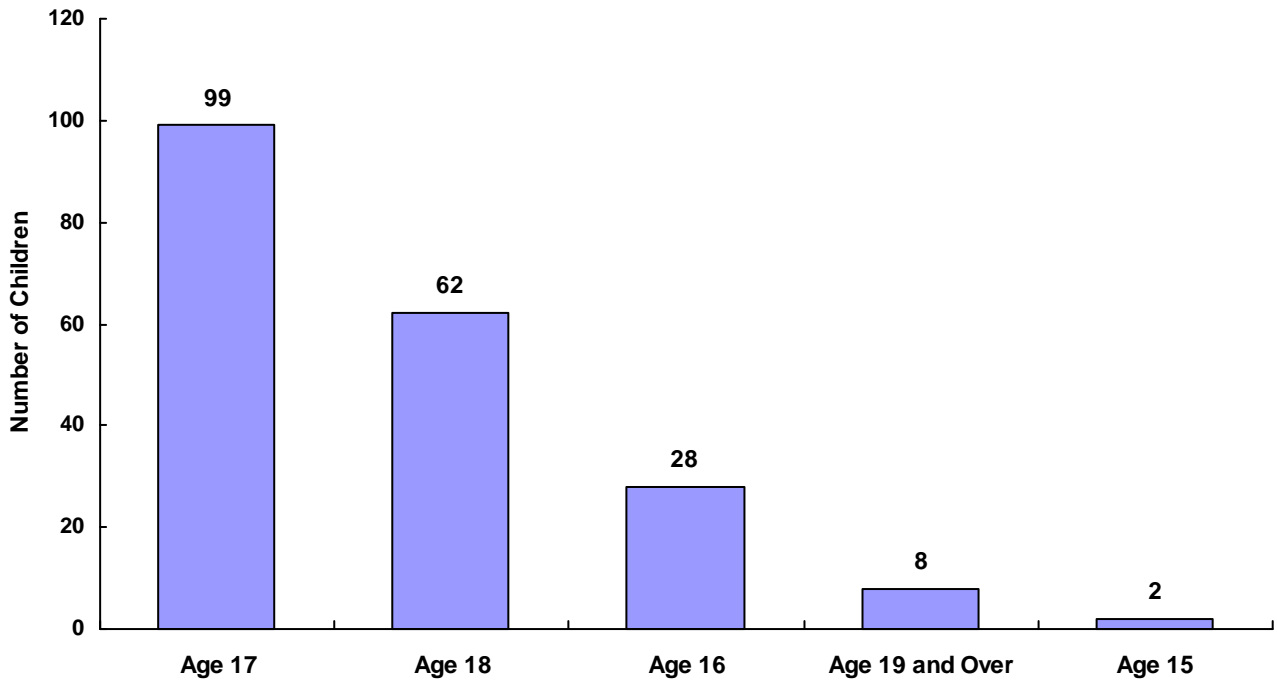
\* A child may be counted in both categories



# 2012 TENNESSEE JUVENILE COURT STATISTICAL DATA

## Children Transferred to Adult Court (by Age)

	White Male	African American Male	Other Race Male	White Female	African American Female	Other Race Female	Unknown Race or Sex	Total	% of All Children Referred
Age 15	0	2	0	0	0	0	0	2	1.01%
Age 16	3	23	0	1	0	0	1	28	14.07%
Age 17	18	77	0	4	0	0	0	99	49.75%
Age 18	22	35	2	2	0	0	1	62	31.16%
Age 19 and Over	6	1	0	1	0	0	0	8	4.02%
<b>Totals</b>	<b>49</b>	<b>138</b>	<b>2</b>	<b>8</b>	<b>0</b>	<b>0</b>	<b>2</b>	<b>199</b>	



\* Age calculated at time of case disposition



# Referral Information



## 2012 TENNESSEE JUVENILE COURT STATISTICAL DATA

### Intake Actions (by Type)

	White Male	African American Male	Other Race Male	White Female	African American Female	Other Race Female	Unknown Race or Sex	Total
<b>Delinquent</b>								
<b>Offenses Against Persons</b>								
Petition Filed	2,499	1,441	110	1,024	530	57	141	5,802
Citation Processed	331	1,783	16	134	945	15	16	3,240
Scheduling of Judicial Review	23	18	4	10	2	0	4	61
Motion Filed	19	9	1	9	1	1	1	41
Does Not Apply	12	1	0	8	4	0	0	25
Other	9	4	0	3	2	0	0	18
Unknown	2	6	0	2	0	0	0	10
Scheduling of Administrative Review	4	0	0	3	1	0	0	8
Notification of Paternity Processed	2	0	0	0	0	0	0	2
Scheduling of Foster Care Review	0	0	0	1	0	0	0	1
<b>Totals</b>	<b>2,901</b>	<b>3,262</b>	<b>131</b>	<b>1,194</b>	<b>1,485</b>	<b>73</b>	<b>162</b>	<b>9,208</b>
<b>Offenses Against Property</b>								
Petition Filed	3,879	1,684	131	1,204	496	51	196	7,641
Citation Processed	568	1,850	24	280	636	8	19	3,385
Scheduling of Judicial Review	21	13	7	10	4	0	3	58
Other	17	1	0	5	0	0	2	25
Does Not Apply	7	6	0	7	1	0	0	21
Motion Filed	8	3	0	2	2	0	0	15
Unknown	4	2	0	5	0	0	0	11
Notification of Paternity Processed	2	0	0	1	0	0	0	3
Scheduling of Administrative Review	1	0	0	0	0	0	0	1
Scheduling of Foster Care Review	0	0	0	0	0	0	0	0
<b>Totals</b>	<b>4,507</b>	<b>3,559</b>	<b>162</b>	<b>1,514</b>	<b>1,139</b>	<b>59</b>	<b>220</b>	<b>11,160</b>
<b>Illegal Conduct</b>								
Petition Filed	10,136	4,465	476	4,290	1,895	268	578	22,108
Citation Processed	7,520	4,116	128	3,947	1,488	93	351	17,643
Does Not Apply	182	18	2	105	15	1	3	326
Other	125	20	4	73	8	1	0	231
Motion Filed	89	30	3	76	18	1	8	225
Scheduling of Judicial Review	85	37	0	35	9	1	5	172
Unknown	16	27	1	6	2	0	0	52
Scheduling of Administrative Review	8	1	0	5	1	0	0	15
Notification of Paternity Processed	3	0	0	1	0	0	0	4
Scheduling of Foster Care Review	1	0	0	1	0	0	0	2
<b>Totals</b>	<b>18,165</b>	<b>8,714</b>	<b>614</b>	<b>8,539</b>	<b>3,436</b>	<b>365</b>	<b>945</b>	<b>40,778</b>



## 2012 TENNESSEE JUVENILE COURT STATISTICAL DATA

### Intake Actions (by Type)

	White Male	African American Male	Other Race Male	White Female	African American Female	Other Race Female	Unknown Race or Sex	Total
<b>Status Offenses</b>								
Petition Filed	7,312	2,908	364	5,795	2,448	261	1,001	20,089
Citation Processed	1,961	1,223	42	747	557	23	39	4,592
Other	182	104	5	173	95	5	3	567
Does Not Apply	260	28	11	164	13	12	3	491
Scheduling of Administrative Review	111	39	7	95	24	8	31	315
Scheduling of Judicial Review	67	17	0	46	8	1	5	144
Unknown	1	14	0	0	5	1	2	23
Motion Filed	6	4	0	6	1	0	0	17
Notification of Paternity Processed	3	0	0	2	0	0	1	6
Scheduling of Foster Care Review	3	0	0	0	0	0	0	3
<b>Totals</b>	<b>9,906</b>	<b>4,337</b>	<b>429</b>	<b>7,028</b>	<b>3,151</b>	<b>311</b>	<b>1,085</b>	<b>26,247</b>

### Dependency/Neglect

Petition Filed	4,921	1,359	254	4,744	1,417	223	1,243	14,161
Motion Filed	154	8	6	148	6	5	22	349
Scheduling of Judicial Review	84	2	3	70	1	10	13	183
Scheduling of Foster Care Review	24	1	4	44	1	2	2	78
Other	45	2	0	21	4	0	6	78
Does Not Apply	10	1	0	17	2	5	6	41
Citation Processed	3	0	0	6	6	0	0	15
Notification of Paternity Processed	8	0	0	3	0	0	0	11
Scheduling of Administrative Review	2	0	0	4	0	0	0	6
Unknown	0	0	0	0	0	0	0	0
<b>Totals</b>	<b>5,251</b>	<b>1,373</b>	<b>267</b>	<b>5,057</b>	<b>1,437</b>	<b>245</b>	<b>1,292</b>	<b>14,922</b>

### Other Violation Proceedings

Petition Filed	142	10	3	82	7	1	1	246
Motion Filed	10	4	0	10	0	0	0	24
Scheduling of Judicial Review	13	1	1	2	4	0	1	22
Citation Processed	0	0	0	0	0	0	0	0
Notification of Paternity Processed	0	0	0	0	0	0	0	0
Scheduling of Administrative Review	0	0	0	0	0	0	0	0
Scheduling of Foster Care Review	0	0	0	0	0	0	0	0
Unknown	0	0	0	0	0	0	0	0
Does Not Apply	0	0	0	0	0	0	0	0
Other	0	0	0	0	0	0	0	0
<b>Totals</b>	<b>165</b>	<b>15</b>	<b>4</b>	<b>94</b>	<b>11</b>	<b>1</b>	<b>2</b>	<b>292</b>



## 2012 TENNESSEE JUVENILE COURT STATISTICAL DATA

### Intake Actions (by Type)

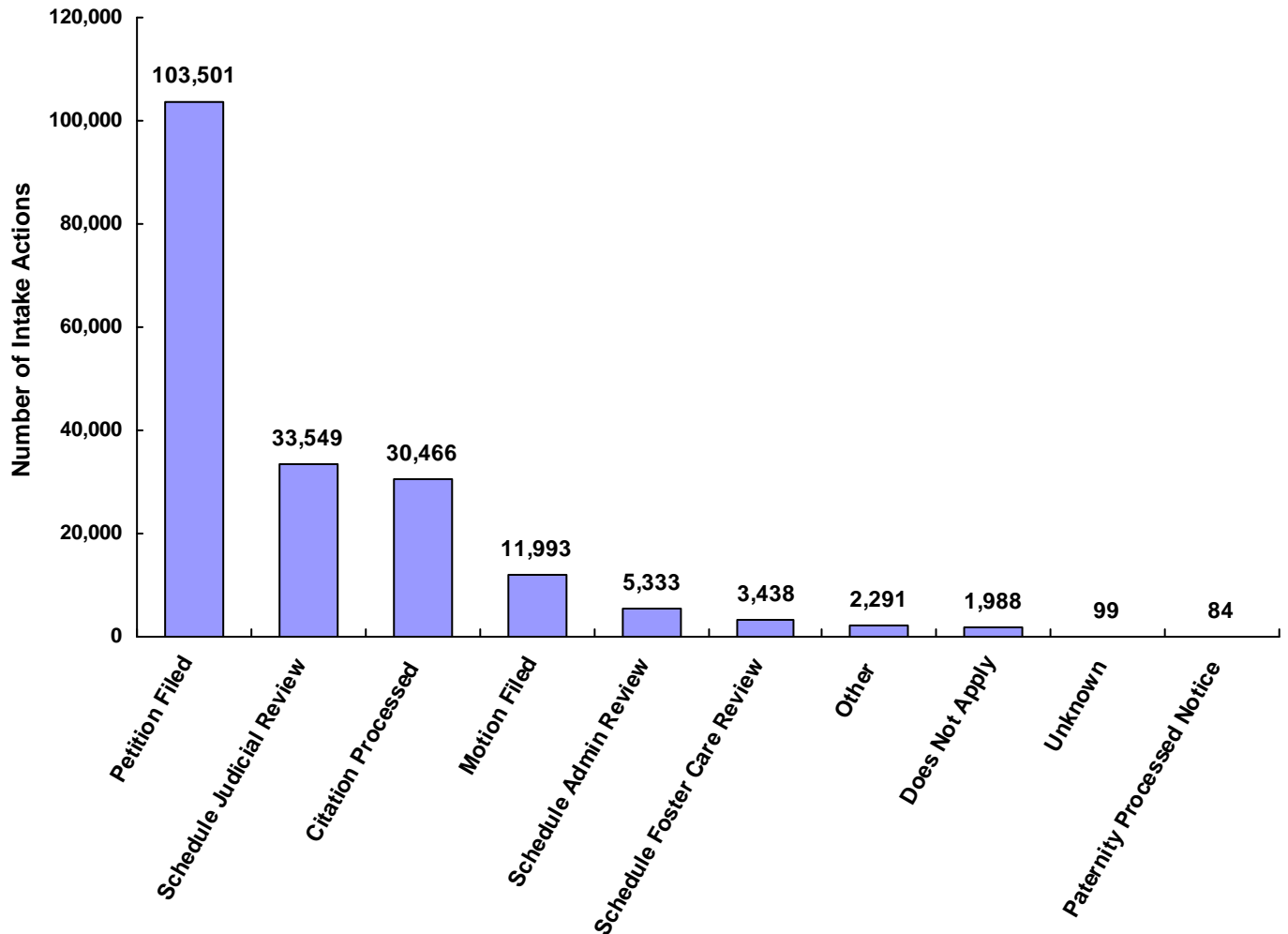
	White Male	African American Male	Other Race Male	White Female	African American Female	Other Race Female	Unknown Race or Sex	Total
<b>Parentage</b>								
Petition Filed	8,052	4,143	480	7,162	3,512	485	3,303	27,137
Motion Filed	569	142	28	487	69	22	73	1,390
Scheduling of Judicial Review	397	108	2	151	14	3	62	737
Other	72	86	3	100	61	6	123	451
Does Not Apply	234	1	0	146	2	0	0	383
Notification of Paternity Processed	7	0	1	8	0	1	0	17
Scheduling of Foster Care Review	9	1	0	6	0	0	0	16
Citation Processed	5	0	0	1	1	0	0	7
Scheduling of Administrative Review	5	0	0	1	0	0	0	6
Unknown	0	0	0	0	0	0	0	0
<b>Totals</b>	<b>9,350</b>	<b>4,481</b>	<b>514</b>	<b>8,062</b>	<b>3,659</b>	<b>517</b>	<b>3,561</b>	<b>30,144</b>
<b>Special Proceedings</b>								
Scheduling of Judicial Review	14,677	2,209	539	10,052	918	387	2,966	31,748
Scheduling of Administrative Review	2,544	288	78	1,602	216	82	169	4,979
Scheduling of Foster Care Review	1,140	432	131	983	269	121	248	3,324
Petition Filed	707	637	44	524	603	45	116	2,676
Motion Filed	849	103	25	786	71	30	185	2,049
Does Not Apply	396	12	7	251	0	3	0	669
Other	105	57	5	79	26	10	13	295
Citation Processed	189	12	1	76	5	3	6	292
Notification of Paternity Processed	12	2	4	13	0	1	3	35
Unknown	1	0	0	0	0	0	0	1
<b>Totals</b>	<b>20,620</b>	<b>3,752</b>	<b>834</b>	<b>14,366</b>	<b>2,108</b>	<b>682</b>	<b>3,706</b>	<b>46,068</b>
<b>All Other Referrals</b>								
Motion Filed	2,213	1,336	198	1,729	1,009	160	1,238	7,883
Petition Filed	1,531	431	67	1,072	252	49	239	3,641
Citation Processed	247	547	13	114	355	12	4	1,292
Other	315	23	25	205	9	20	29	626
Scheduling of Judicial Review	227	12	10	155	8	2	10	424
Does Not Apply	22	3	1	6	0	0	0	32
Scheduling of Foster Care Review	6	1	1	6	0	0	0	14
Notification of Paternity Processed	2	0	0	3	0	1	0	6
Scheduling of Administrative Review	1	0	0	2	0	0	0	3
Unknown	2	0	0	0	0	0	0	2
<b>Totals</b>	<b>4,566</b>	<b>2,353</b>	<b>315</b>	<b>3,292</b>	<b>1,633</b>	<b>244</b>	<b>1,520</b>	<b>13,923</b>
<b>All Intake Action Totals</b>	<b>75,431</b>	<b>31,846</b>	<b>3,270</b>	<b>49,146</b>	<b>18,059</b>	<b>2,497</b>	<b>12,493</b>	<b>192,742</b>



# 2012 TENNESSEE JUVENILE COURT STATISTICAL DATA

## Intake Actions at Referral

	White Male	African American Male	Other Race Male	White Female	African American Female	Other Race Female	Unknown Race or Sex	Total	% of Total Referrals
Petition Filed	39,179	17,078	1,929	25,897	11,160	1,440	6,818	103,501	53.70%
Motion Filed	3,917	1,639	261	3,253	1,177	219	1,527	11,993	6.22%
Citation Processed	10,824	9,531	224	5,305	3,993	154	435	30,466	15.81%
Paternity Processed Notice	39	2	5	31	0	3	4	84	0.04%
Schedule Judicial Review	15,594	2,417	566	10,531	968	404	3,069	33,549	17.41%
Schedule Admin Review	2,676	328	85	1,712	242	90	200	5,333	2.77%
Schedule Foster Care Review	1,183	435	136	1,041	270	123	250	3,438	1.78%
Unknown	26	49	1	13	7	1	2	99	0.05%
Does Not Apply	1,123	70	21	704	37	21	12	1,988	1.03%
Other	870	297	42	659	205	42	176	2,291	1.19%
<b>Totals</b>	<b>75,431</b>	<b>31,846</b>	<b>3,270</b>	<b>49,146</b>	<b>18,059</b>	<b>2,497</b>	<b>12,493</b>	<b>192,742</b>	



## 2012 TENNESSEE JUVENILE COURT STATISTICAL DATA

### Source of Referral (by Type)

	White Male	African American Male	Other Race Male	White Female	African American Female	Other Race Female	Unknown Race or Sex	Total
<b>Delinquent</b>								
Law Enforcement	20,136	12,824	600	8,194	4,628	262	1,091	47,735
Court Staff	1,989	1,168	93	1,074	347	59	76	4,806
District Attorney's Office	438	550	86	418	533	89	6	2,120
Victim	648	216	19	490	215	34	52	1,674
DCS	847	311	37	319	49	15	22	1,600
School	550	108	19	248	75	11	12	1,023
Parents	296	132	19	204	136	16	9	812
Other	149	99	8	71	45	8	24	404
Other State Department	188	24	4	79	8	2	12	317
Other Court	115	66	8	72	9	0	4	274
Social Agency	140	26	9	31	5	0	12	223
Relatives	37	6	2	20	6	0	2	73
Child & Parent	11	2	0	16	1	1	0	31
Self	15	1	2	7	2	0	3	30
Unknown	7	0	1	1	0	0	1	10
CSA	3	2	0	2	0	0	1	8
Hospital	4	0	0	1	1	0	0	6
<b>Totals</b>	<b>25,573</b>	<b>15,535</b>	<b>907</b>	<b>11,247</b>	<b>6,060</b>	<b>497</b>	<b>1,327</b>	<b>61,146</b>

### **Status/Unruly**

School	4,535	882	152	3,325	760	100	343	10,097
Law Enforcement	3,346	2,295	139	1,954	1,374	90	507	9,705
Parents	970	579	55	965	574	70	154	3,367
Court Staff	579	152	32	336	108	22	34	1,263
DCS	226	265	28	218	168	10	20	935
Other	68	85	8	95	84	9	18	367
Relatives	83	52	10	80	66	9	3	303
Other State Department	36	7	0	13	4	0	0	60
Other Court	22	6	1	15	1	0	0	45
Victim	11	5	0	4	3	0	0	23
Social Agency	12	3	0	3	2	0	1	21
Hospital	3	4	1	5	5	1	1	20
Unknown	7	1	3	4	2	0	2	19
Self	2	1	0	4	0	0	1	8
Child & Parent	2	0	0	5	0	0	0	7
CSA	3	0	0	2	0	0	1	6
District Attorney's Office	1	0	0	0	0	0	0	1
<b>Totals</b>	<b>9,906</b>	<b>4,337</b>	<b>429</b>	<b>7,028</b>	<b>3,151</b>	<b>311</b>	<b>1,085</b>	<b>26,247</b>





## 2012 TENNESSEE JUVENILE COURT STATISTICAL DATA

### Source of Referral (by Type)

	White Male	African American Male	Other Race Male	White Female	African American Female	Other Race Female	Unknown Race or Sex	Total
<b><u>Dependency and Neglect</u></b>								
DCS	3,849	389	176	3,771	429	156	1,097	9,867
Parents	449	527	36	438	555	35	27	2,067
Relatives	526	67	18	451	66	16	69	1,213
Social Agency	52	241	12	50	248	14	2	619
School	106	81	3	83	92	1	43	409
Other	145	39	14	142	22	14	32	408
Court Staff	71	24	6	80	22	6	17	226
Law Enforcement	18	3	1	13	3	3	1	42
CSA	10	0	0	10	0	0	0	20
Other Court	9	0	1	4	0	0	3	17
Child & Parent	6	0	0	7	0	0	0	13
Other State Department	5	0	0	5	0	0	0	10
District Attorney's Office	3	1	0	1	0	0	0	5
Self	2	1	0	1	0	0	0	4
Unknown	0	0	0	1	0	0	0	1
Victim	0	0	0	0	0	0	1	1
Hospital	0	0	0	0	0	0	0	0
<b>Totals</b>	<b>5,251</b>	<b>1,373</b>	<b>267</b>	<b>5,057</b>	<b>1,437</b>	<b>245</b>	<b>1,292</b>	<b>14,922</b>

### **Other Violations**

Court Staff	102	6	2	56	11	1	2	180
DCS	43	4	1	26	0	0	0	74
District Attorney's Office	11	4	1	6	0	0	0	22
Law Enforcement	6	0	0	3	0	0	0	9
Other Court	1	0	0	2	0	0	0	3
School	1	0	0	1	0	0	0	2
Other State Department	1	0	0	0	0	0	0	1
Self	0	1	0	0	0	0	0	1
Child & Parent	0	0	0	0	0	0	0	0
CSA	0	0	0	0	0	0	0	0
Hospital	0	0	0	0	0	0	0	0
Other	0	0	0	0	0	0	0	0
Parents	0	0	0	0	0	0	0	0
Relatives	0	0	0	0	0	0	0	0
Social Agency	0	0	0	0	0	0	0	0
Unknown	0	0	0	0	0	0	0	0
Victim	0	0	0	0	0	0	0	0
<b>Totals</b>	<b>165</b>	<b>15</b>	<b>4</b>	<b>94</b>	<b>11</b>	<b>1</b>	<b>2</b>	<b>292</b>



## 2012 TENNESSEE JUVENILE COURT STATISTICAL DATA

### Source of Referral (by Type)

	White Male	African American Male	Other Race Male	White Female	African American Female	Other Race Female	Unknown Race or Sex	Total
<b>Special Proceedings</b>								
Court Staff	15,128	2,325	541	10,212	1,228	446	2,845	32,725
DCS	4,438	573	275	3,921	317	227	727	10,478
Parents	2,455	1,855	168	2,311	1,740	176	990	9,695
District Attorney's Office	2,192	1,027	122	1,551	510	127	1,137	6,666
Other	1,603	1,665	89	846	1,280	71	891	6,445
Relatives	1,563	419	99	1,476	374	99	271	4,301
Other State Department	1,329	214	29	1,142	154	30	248	3,146
Social Agency	226	106	7	233	111	5	10	698
Self	330	7	6	252	5	4	7	611
Law Enforcement	290	21	6	126	16	4	24	487
School	203	6	3	130	15	6	2	365
Other Court	87	6	2	109	2	0	2	208
Child & Parent	92	3	0	86	4	2	3	190
Hospital	5	0	0	10	1	0	101	117
Unknown	8	1	0	10	2	0	7	28
Victim	8	2	1	7	6	1	2	27
CSA	13	3	0	6	2	1	0	25
<b>Totals</b>	<b>29,970</b>	<b>8,233</b>	<b>1,348</b>	<b>22,428</b>	<b>5,767</b>	<b>1,199</b>	<b>7,267</b>	<b>76,212</b>
<b>All Other Referrals</b>								
Unknown	637	1,008	113	574	832	72	616	3,852
DCS	1,071	113	49	843	67	55	172	2,370
Law Enforcement	671	739	23	200	392	13	49	2,087
Other	563	153	35	506	81	29	332	1,699
Parents	509	141	25	434	116	26	142	1,393
Court Staff	541	76	35	257	37	14	73	1,033
Relatives	101	25	11	114	18	14	48	331
School	80	10	0	156	20	1	11	278
Self	92	31	1	40	6	7	13	190
Other State Department	96	2	6	57	1	0	21	183
Social Agency	57	18	6	44	40	7	5	177
District Attorney's Office	49	10	3	29	3	4	8	106
Other Court	29	18	6	18	15	1	19	106
Child & Parent	38	4	0	11	3	1	5	62
Victim	31	5	2	9	2	0	5	54
CSA	1	0	0	0	0	0	1	2
Hospital	0	0	0	0	0	0	0	0
<b>Totals</b>	<b>4,566</b>	<b>2,353</b>	<b>315</b>	<b>3,292</b>	<b>1,633</b>	<b>244</b>	<b>1,520</b>	<b>13,923</b>
<b>All Referral Source Totals</b>	<b>75,431</b>	<b>31,846</b>	<b>3,270</b>	<b>49,146</b>	<b>18,059</b>	<b>2,497</b>	<b>12,493</b>	<b>192,742</b>



## 2012 TENNESSEE JUVENILE COURT STATISTICAL DATA

### Six Most Frequent Referral Reasons (by Source)

	White Male	African American Male	Other Race Male	White Female	African American Female	Other Race Female	Unknown Race or Sex	Total
<b><u>Law Enforcement</u></b>								
1. Traffic	7,184	1,240	129	3,913	530	86	448	13,530
2. Assault	1,453	1,691	66	741	1,170	41	84	5,246
3. Theft of Property	1,772	1,622	55	792	804	30	80	5,155
4. Disorderly Conduct	753	1,440	41	399	1,149	25	83	3,890
5. In-State Runaway	546	646	34	687	700	31	305	2,949
6. Possession of Controlled Substances	1,359	863	45	367	80	10	70	2,794
<b><u>Parents</u></b>								
1. Custody	1,214	680	80	1,155	587	99	163	3,978
2. Dependency / Neglect	439	525	35	425	555	35	26	2,040
3. Visitation	493	370	50	481	376	38	191	1,999
4. Child Support	372	281	13	315	253	5	519	1,758
5. Unruly Behavior	641	249	31	564	182	36	40	1,743
6. In-State Runaway	301	326	22	374	390	34	114	1,561
<b><u>Relatives</u></b>								
1. Custody	1,261	387	90	1,166	344	87	154	3,489
2. Dependency / Neglect	507	67	17	434	66	15	65	1,171
3. Child Support	159	16	4	176	15	5	97	472
4. Other	101	25	11	114	18	14	48	331
5. Visitation	75	10	3	76	3	3	10	180
6. Unruly Behavior	54	18	8	42	23	3	2	150
<b><u>Self</u></b>								
1. Child Support	263	2	3	167	2	4	4	445
2. Other	92	31	1	40	6	7	13	190
3. Custody	45	4	2	47	3	0	2	103
4. Visitation	13	1	0	24	0	0	0	38
5. Sexual Abuse of a Child	9	0	0	4	0	0	1	14
6. Paternity / Legitimation	5	0	0	7	0	0	1	13
<b><u>School</u></b>								
1. Truancy	3,310	764	127	2,993	716	93	321	8,324
2. Possession of Tobacco Products	919	55	9	180	15	1	8	1,187
3. Dependency / Neglect	104	80	3	83	92	1	43	406
4. Unruly Behavior	216	47	13	70	16	2	10	374
5. Disorderly Conduct	120	52	9	68	54	8	4	315
6. Judicial Review	158	6	2	120	13	6	2	307
<b><u>Community Service Agencies</u></b>								
1. Dependency / Neglect	9	0	0	10	0	0	0	19
2. Custody	7	1	0	6	1	1	0	16
3. Judicial Review	5	2	0	0	1	0	0	8
4. Unruly Behavior	3	0	0	2	0	0	0	5
5. Violation of Probation	1	1	0	0	0	0	1	3
6. Assault	1	0	0	1	0	0	0	2



## 2012 TENNESSEE JUVENILE COURT STATISTICAL DATA

### Six Most Frequent Referral Reasons (by Source)

	White Male	African American Male	Other Race Male	White Female	African American Female	Other Race Female	Unknown Race or Sex	Total
<b><u>Department of Children's Services</u></b>								
1. Dependency / Neglect	3,452	348	154	3,319	390	133	1,017	<b>8,813</b>
2. Foster Care Review	1,590	204	111	1,502	137	88	262	<b>3,894</b>
3. Judicial Review	1,661	221	118	1,386	112	90	225	<b>3,813</b>
4. Other	1,071	113	49	843	67	55	172	<b>2,370</b>
5. Custody	572	65	26	547	34	19	92	<b>1,355</b>
6. Violation of Probation	673	193	24	244	42	3	13	<b>1,192</b>
<b><u>Other State Department</u></b>								
1. Child Support	1,295	208	29	1,115	148	30	244	<b>3,069</b>
2. Other	96	2	6	57	1	0	21	<b>183</b>
3. Violation of Probation	92	4	1	38	3	0	1	<b>139</b>
4. Contempt of Court	49	4	2	37	3	2	6	<b>103</b>
5. Violation of a Valid Court Order	29	7	0	10	1	0	0	<b>47</b>
6. Paternity / Legitimation	7	6	0	14	5	0	3	<b>35</b>
<b><u>District Attorney's Office</u></b>								
1. Child Support	1,708	736	75	1,311	395	99	965	<b>5,289</b>
2. Contempt of Court	435	542	86	414	533	87	4	<b>2,101</b>
3. Judicial Review	338	154	10	147	18	1	93	<b>761</b>
4. Paternity / Legitimation	117	137	37	81	97	27	75	<b>571</b>
5. Other	49	10	3	29	3	4	8	<b>106</b>
6. Request for Medical Treatment	24	0	0	10	0	0	2	<b>36</b>
<b><u>Court Staff</u></b>								
1. Judicial Review	12,341	1,760	452	8,518	812	332	2,630	<b>26,845</b>
2. Administrative Review	2,530	207	55	1,498	174	59	5	<b>4,528</b>
3. Violation of Probation	1,237	923	60	482	239	32	45	<b>3,018</b>
4. Contempt of Court	516	78	24	461	31	25	4	<b>1,139</b>
5. Other	541	76	35	257	37	14	73	<b>1,033</b>
6. Foster Care Review	198	272	32	134	183	49	84	<b>952</b>
<b><u>Social Agency</u></b>								
1. Dependency / Neglect	52	241	12	49	248	14	0	<b>616</b>
2. Child Support	181	2	2	198	2	0	8	<b>393</b>
3. Administrative Review	11	91	3	6	96	3	0	<b>210</b>
4. Other	57	18	6	44	40	7	5	<b>177</b>
5. Violation of Probation	108	14	5	28	2	0	11	<b>168</b>
6. Foster Care Review	18	0	0	17	0	1	2	<b>38</b>
<b><u>Other Court</u></b>								
1. Judicial Review	75	2	2	92	1	0	2	<b>174</b>
2. Other	29	18	6	18	15	1	19	<b>106</b>
3. Theft of Property	21	9	1	20	4	0	1	<b>56</b>
4. Assault	6	20	1	4	0	0	0	<b>31</b>
5. Possession / Consumption of Alcohol	9	2	2	15	0	0	0	<b>28</b>
6. Possession of Controlled Substances	13	6	0	3	1	0	1	<b>24</b>



## 2012 TENNESSEE JUVENILE COURT STATISTICAL DATA

### Six Most Frequent Referral Reasons (by Source)

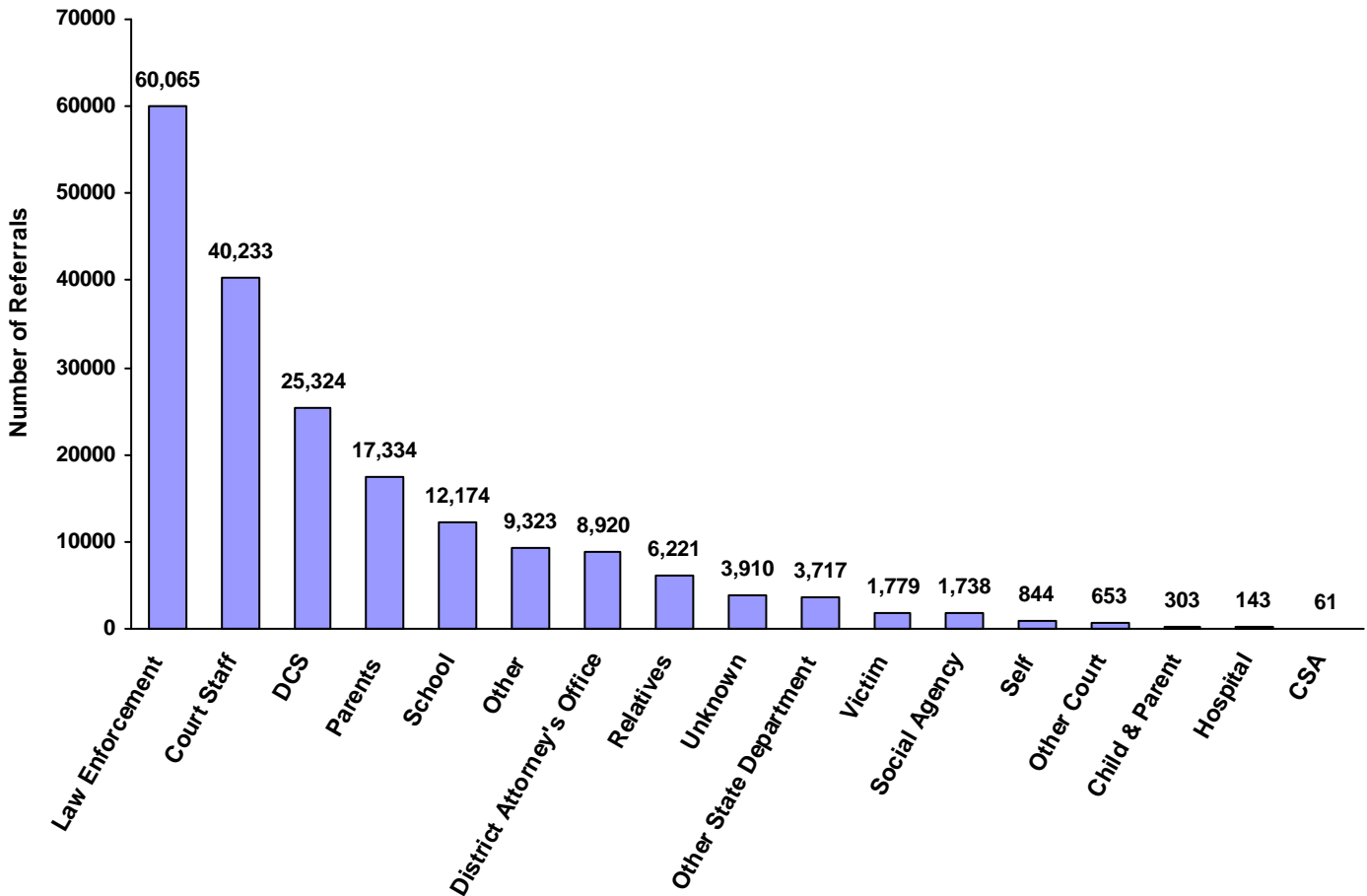
	White Male	African American Male	Other Race Male	White Female	African American Female	Other Race Female	Unknown Race or Sex	Total
<b><u>Victim</u></b>								
1. Theft of Property	224	81	7	275	100	17	31	<b>735</b>
2. Assault	191	80	4	117	61	14	13	<b>480</b>
3. Vandalism	96	22	4	28	16	0	5	<b>171</b>
4. Harassment	45	5	2	45	23	1	1	<b>122</b>
5. Other	31	5	2	9	2	0	5	<b>54</b>
6. Criminal Trespass	28	8	1	6	0	0	1	<b>44</b>
<b><u>Child &amp; Parent</u></b>								
1. Child Support	60	0	0	58	2	1	2	<b>123</b>
2. Other	38	4	0	11	3	1	5	<b>62</b>
3. Paternity / Legitimation	11	0	0	18	0	0	1	<b>30</b>
4. Assault	5	2	0	9	1	1	0	<b>18</b>
5. Custody	8	2	0	5	2	1	0	<b>18</b>
6. Visitation	9	0	0	3	0	0	0	<b>12</b>
<b><u>Hospital</u></b>								
1. Request for Medical Treatment	5	0	0	10	1	0	101	<b>117</b>
2. Unruly Behavior	1	1	0	4	4	1	1	<b>12</b>
3. In-State Runaway	2	2	1	0	1	0	0	<b>6</b>
4. Theft of Property	3	0	0	0	0	0	0	<b>3</b>
5. Truancy	0	1	0	1	0	0	0	<b>2</b>
6. Assault	0	0	0	0	1	0	0	<b>1</b>
<b><u>Unknown</u></b>								
1. Other	637	1,008	113	574	832	72	616	<b>3,852</b>
2. Child Support	4	1	0	3	1	0	2	<b>11</b>
3. Unruly Behavior	3	0	2	3	2	0	0	<b>10</b>
4. Paternity / Legitimation	0	0	0	1	1	0	3	<b>5</b>
5. Custody	1	0	0	2	0	0	1	<b>4</b>
6. Judicial Review	3	0	0	1	0	0	0	<b>4</b>
<b><u>Other</u></b>								
1. Child Support	604	1,049	52	360	924	42	518	<b>3,549</b>
2. Other	563	153	35	506	81	29	332	<b>1,699</b>
3. Judicial Review	595	273	2	147	33	0	152	<b>1,202</b>
4. Paternity / Legitimation	68	234	10	53	229	5	101	<b>700</b>
5. Custody	235	80	19	209	60	21	71	<b>695</b>
6. Dependency / Neglect	130	33	6	124	22	10	20	<b>345</b>



# 2012 TENNESSEE JUVENILE COURT STATISTICAL DATA

## Source of Referrals

	White Male	African American Male	Other Race Male	White Female	African American Female	Other Race Female	Unknown Race or Sex	Total	% of Total Referrals
Law Enforcement	24,467	15,882	769	10,490	6,413	372	1,672	<b>60,065</b>	<b>31.16%</b>
Parents	4,679	3,234	303	4,352	3,121	323	1,322	<b>17,334</b>	<b>8.99%</b>
Relatives	2,310	569	140	2,141	530	138	393	<b>6,221</b>	<b>3.23%</b>
Self	441	42	9	304	13	11	24	<b>844</b>	<b>0.44%</b>
School	5,475	1,087	177	3,943	962	119	411	<b>12,174</b>	<b>6.32%</b>
CSA	30	5	0	20	2	1	3	<b>61</b>	<b>0.03%</b>
DCS	10,474	1,655	566	9,098	1,030	463	2,038	<b>25,324</b>	<b>13.14%</b>
Other State Department	1,655	247	39	1,296	167	32	281	<b>3,717</b>	<b>1.93%</b>
District Attorney's Office	2,694	1,592	212	2,005	1,046	220	1,151	<b>8,920</b>	<b>4.63%</b>
Court Staff	18,410	3,751	709	12,015	1,753	548	3,047	<b>40,233</b>	<b>20.87%</b>
Social Agency	487	394	34	361	406	26	30	<b>1,738</b>	<b>0.90%</b>
Other Court	263	96	18	220	27	1	28	<b>653</b>	<b>0.34%</b>
Victim	698	228	22	510	226	35	60	<b>1,779</b>	<b>0.92%</b>
Child & Parent	149	9	0	125	8	4	8	<b>303</b>	<b>0.16%</b>
Hospital	12	4	1	16	7	1	102	<b>143</b>	<b>0.07%</b>
Unknown	659	1,010	117	590	836	72	626	<b>3,910</b>	<b>2.03%</b>
Other	2,528	2,041	154	1,660	1,512	131	1,297	<b>9,323</b>	<b>4.84%</b>
<b>Totals</b>	<b>75,431</b>	<b>31,846</b>	<b>3,270</b>	<b>49,146</b>	<b>18,059</b>	<b>2,497</b>	<b>12,493</b>	<b>192,742</b>	



## 2012 TENNESSEE JUVENILE COURT STATISTICAL DATA

### Referral Reasons (by Type)

	White Male	African American Male	Other Race Male	White Female	African American Female	Other Race Female	Unknown Race or Sex	Total
<b><u>Delinquent</u></b>								
<b><u>Offenses Against Persons</u></b>								
Assault	1,907	1,865	88	1,019	1,282	59	110	<b>6,330</b>
Aggravated Assault	380	396	17	75	135	8	21	<b>1,032</b>
Aggravated Robbery	20	289	3	3	14	0	4	<b>333</b>
Other Sexual Offenses	105	142	5	25	18	2	3	<b>300</b>
Reckless Endangerment	120	80	5	13	11	0	8	<b>237</b>
Robbery	30	195	2	2	6	1	0	<b>236</b>
Rape of a Child	97	79	2	9	6	0	3	<b>196</b>
Aggravated Sexual Battery	101	42	3	5	2	1	0	<b>154</b>
Attempted Crime Against a Person	26	60	0	3	3	0	5	<b>97</b>
Rape	35	26	1	4	1	0	1	<b>68</b>
Esp. Aggravated Robbery	16	13	0	4	0	0	5	<b>38</b>
Sexual Abuse of a Child	26	1	0	10	0	0	1	<b>38</b>
Aggravated Rape	5	20	3	2	0	0	0	<b>30</b>
1st Degree Murder	6	14	0	3	1	0	0	<b>24</b>
2nd Degree Murder	3	17	0	1	0	0	1	<b>22</b>
Esp. Aggravated Kidnapping	4	10	0	4	1	1	0	<b>20</b>
Aggravated Child Abuse / Neglect	5	2	0	8	2	1	0	<b>18</b>
Aggravated Kidnapping	7	7	0	2	1	0	0	<b>17</b>
Criminal Homicide	4	3	2	1	2	0	0	<b>12</b>
Vehicular Homicide	2	1	0	0	0	0	0	<b>3</b>
Aggravated Vehicular Homicide	0	0	0	1	0	0	0	<b>1</b>
Voluntary Manslaughter	1	0	0	0	0	0	0	<b>1</b>
Criminally Negligent Homicide	1	0	0	0	0	0	0	<b>1</b>
<b>Totals</b>	<b>2,901</b>	<b>3,262</b>	<b>131</b>	<b>1,194</b>	<b>1,485</b>	<b>73</b>	<b>162</b>	<b>9,208</b>
<b><u>Offenses Against Property</u></b>								
Theft of Property	2,153	1,782	69	1,176	953	53	119	<b>6,305</b>
Vandalism	1,258	720	52	206	124	4	51	<b>2,415</b>
Aggravated Burglary	334	639	18	33	28	0	18	<b>1,070</b>
Burglary	589	286	17	47	14	0	29	<b>982</b>
Unauthorized Use of a Vehicle	56	46	2	19	5	1	2	<b>131</b>
Arson	41	27	1	8	3	0	0	<b>80</b>
Illegal Poss/Use of Credit/Debit Cards	40	17	0	12	7	1	0	<b>77</b>
Forgery	14	18	1	8	4	0	0	<b>45</b>
Cruelty to Animals	12	14	2	1	0	0	0	<b>29</b>
Aggravated Arson	9	10	0	3	1	0	1	<b>24</b>
Worthless Checks	1	0	0	1	0	0	0	<b>2</b>
<b>Totals</b>	<b>4,507</b>	<b>3,559</b>	<b>162</b>	<b>1,514</b>	<b>1,139</b>	<b>59</b>	<b>220</b>	<b>11,160</b>



## 2012 TENNESSEE JUVENILE COURT STATISTICAL DATA

### Referral Reasons

(by Type)

	White Male	African American Male	Other Race Male	White Female	African American Female	Other Race Female	Unknown Race or Sex	Total
<b><u>Delinquent</u></b>								
<b><u>Illegal Conduct</u></b>								
Traffic	7,232	1,242	129	3,928	533	86	451	13,601
Violation of Probation	2,336	1,189	96	876	302	40	76	4,915
Disorderly Conduct	917	1,509	52	490	1,212	33	91	4,304
Contempt of Court	1,180	761	127	1,044	681	128	37	3,958
Possession of Controlled Substances	1,444	882	48	409	86	10	74	2,953
Possession/Consumption of Alcohol	1,387	117	39	752	42	11	46	2,394
Other Drug Offenses	1,316	220	35	361	21	6	39	1,998
Criminal Trespass	407	809	17	88	180	7	16	1,524
Unlawful Carrying / Poss of a Weapon	188	471	11	13	30	4	21	738
Resist Stop/Frisk/Halt/Arrest/Search	184	256	5	52	104	3	10	614
Evading Arrest	188	354	4	31	21	2	12	612
Public Intoxication	235	87	7	94	16	3	4	446
Carrying Weapons on School Property	168	111	6	19	33	2	3	342
Harassment	122	43	4	95	37	4	2	307
Sale of Controlled Substances	92	154	7	17	16	3	4	293
Failure to Appear	61	96	2	50	54	2	18	283
Violation of Aftercare	110	88	6	27	8	9	0	248
Driving Under Influence (DUI)	165	15	4	36	3	1	12	236
Filing a False Police Report	86	19	5	53	20	5	5	193
Criminal Impersonation	45	55	3	35	8	2	5	153
Local Ordinances	63	41	1	25	14	2	2	148
Violation of Wildlife Regulations	138	0	1	6	0	0	2	147
Escape	33	52	1	17	9	1	3	116
Aggravated Criminal Trespass	31	44	3	4	1	0	7	90
Criminal Attempt	37	26	1	15	4	0	4	87
Gambling	0	73	0	2	1	1	1	78
<b>Totals</b>	<b>18,165</b>	<b>8,714</b>	<b>614</b>	<b>8,539</b>	<b>3,436</b>	<b>365</b>	<b>945</b>	<b>40,778</b>
<b>Delinquent Totals</b>	<b>25,573</b>	<b>15,535</b>	<b>907</b>	<b>11,247</b>	<b>6,060</b>	<b>497</b>	<b>1,327</b>	<b>61,146</b>

### **Status**

Truancy	3,739	1,185	145	3,269	851	101	344	9,634
In-State Runaway	1,098	1,300	88	1,322	1,361	88	447	5,704
Unruly Behavior	1,781	828	114	1,378	575	75	172	4,923
Possession of Tobacco Products	2,120	265	27	435	45	8	50	2,950
Violation of Curfew	696	662	36	338	274	22	66	2,094
Violation of a Valid Court Order	453	94	19	263	39	17	4	889
Out-of-State Runaway	19	3	0	23	6	0	2	53
<b>Totals</b>	<b>9,906</b>	<b>4,337</b>	<b>429</b>	<b>7,028</b>	<b>3,151</b>	<b>311</b>	<b>1,085</b>	<b>26,247</b>





## 2012 TENNESSEE JUVENILE COURT STATISTICAL DATA

### Referral Reasons

(by Type)

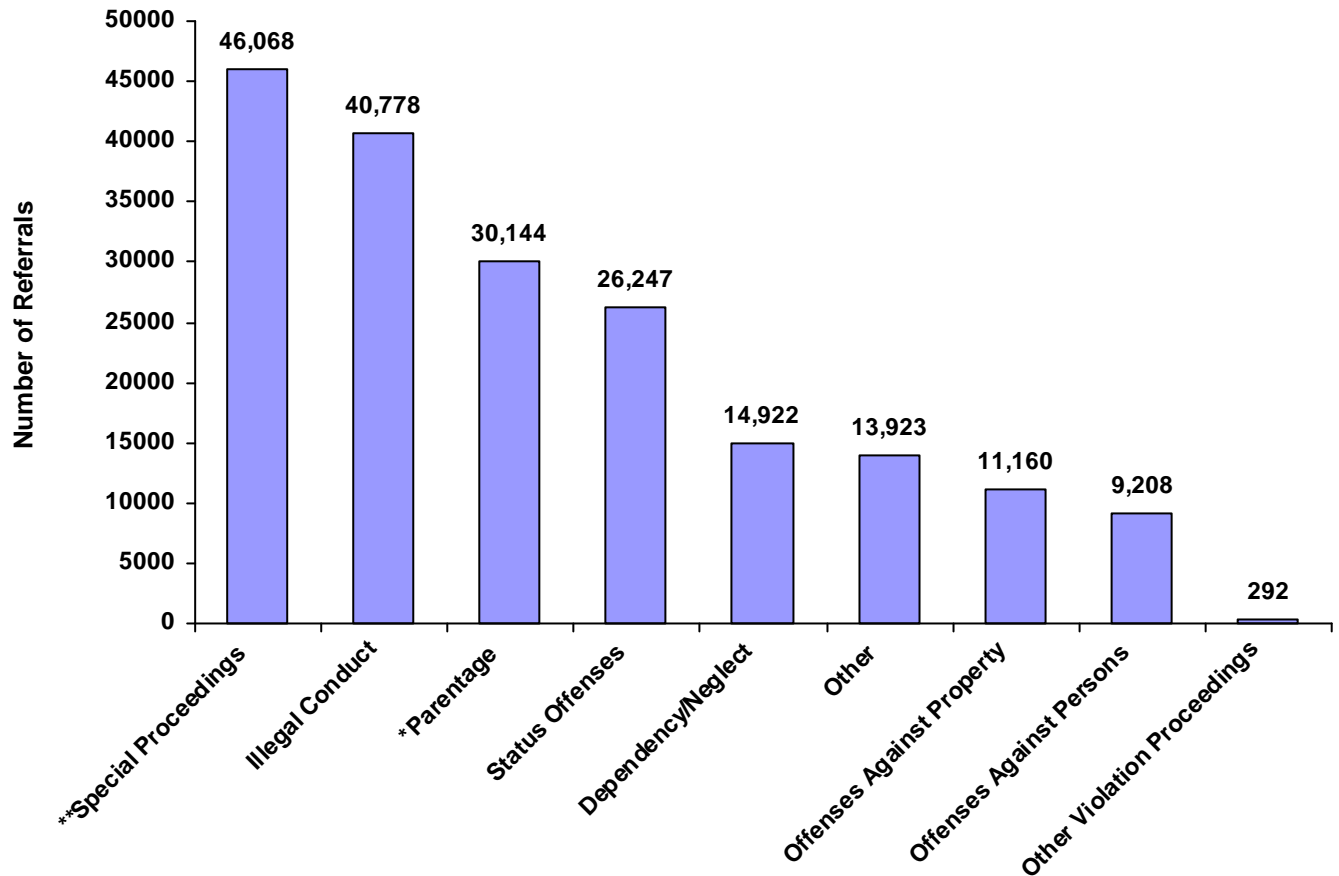
	White Male	African American Male	Other Race Male	White Female	African American Female	Other Race Female	Unknown Race or Sex	Total
<b><u>Dependency and Neglect</u></b>								
Dependency / Neglect	4,801	1,322	235	4,544	1,397	217	1,191	13,707
Termination of Parental Rights	391	32	32	436	27	24	98	1,040
Physically Abused Child	35	18	0	40	13	0	3	109
Sexually Abused Child	24	1	0	37	0	4	0	66
<b>Totals</b>	<b>5,251</b>	<b>1,373</b>	<b>267</b>	<b>5,057</b>	<b>1,437</b>	<b>245</b>	<b>1,292</b>	<b>14,922</b>
<b><u>Other Violations</u></b>								
Violation of Pretrial Diversion	118	12	2	60	9	1	2	204
Violation of Informal Adjustment	47	3	2	34	2	0	0	88
<b>Totals</b>	<b>165</b>	<b>15</b>	<b>4</b>	<b>94</b>	<b>11</b>	<b>1</b>	<b>2</b>	<b>292</b>
<b><u>Special Proceedings</u></b>								
<b><u>Parentage</u></b>								
Child Support	4,768	2,384	179	3,810	1,802	197	2,503	15,643
Custody	3,395	1,233	218	3,167	1,048	228	505	9,794
Visitation	734	401	57	699	396	44	262	2,593
Paternity / Legitimation	453	463	60	386	413	48	291	2,114
<b>Totals</b>	<b>9,350</b>	<b>4,481</b>	<b>514</b>	<b>8,062</b>	<b>3,659</b>	<b>517</b>	<b>3,561</b>	<b>30,144</b>
<b><u>Other</u></b>								
Judicial Review	15,479	2,444	600	10,601	1,013	437	3,140	33,714
Administrative Review	3,260	827	91	2,057	768	107	112	7,222
Foster Care Review	1,819	478	143	1,665	325	138	350	4,918
Request for Medical Treatment	62	3	0	37	2	0	104	208
Consent to Marry	0	0	0	6	0	0	0	6
<b>Totals</b>	<b>20,620</b>	<b>3,752</b>	<b>834</b>	<b>14,366</b>	<b>2,108</b>	<b>682</b>	<b>3,706</b>	<b>46,068</b>
<b>Special Proceedings Totals</b>	<b>29,970</b>	<b>8,233</b>	<b>1,348</b>	<b>22,428</b>	<b>5,767</b>	<b>1,199</b>	<b>7,267</b>	<b>76,212</b>
<b><u>All Other Referrals</u></b>								
Other	4,566	2,353	315	3,292	1,633	244	1,520	13,923
<b>Totals</b>	<b>4,566</b>	<b>2,353</b>	<b>315</b>	<b>3,292</b>	<b>1,633</b>	<b>244</b>	<b>1,520</b>	<b>13,923</b>
<b>All Referral Totals</b>	<b>75,431</b>	<b>31,846</b>	<b>3,270</b>	<b>49,146</b>	<b>18,059</b>	<b>2,497</b>	<b>12,493</b>	<b>192,742</b>



## 2012 TENNESSEE JUVENILE COURT STATISTICAL DATA

### Referrals (by Type)

	White Male	African American Male	Other Race Male	White Female	African American Female	Other Race Female	Unknown Race or Sex	Total	% of Total Referrals
<b>Delinquent</b>									
Offenses Against Persons	2,901	3,262	131	1,194	1,485	73	162	9,208	4.78%
Offenses Against Property	4,507	3,559	162	1,514	1,139	59	220	11,160	5.79%
Illegal Conduct	18,165	8,714	614	8,539	3,436	365	945	40,778	21.16%
Status Offenses	9,906	4,337	429	7,028	3,151	311	1,085	26,247	13.62%
Dependency/Neglect	5,251	1,373	267	5,057	1,437	245	1,292	14,922	7.74%
Other Violation Proceedings	165	15	4	94	11	1	2	292	0.15%
Parentage*	9,350	4,481	514	8,062	3,659	517	3,561	30,144	15.64%
Special Proceedings**	20,620	3,752	834	14,366	2,108	682	3,706	46,068	23.90%
Other	4,566	2,353	315	3,292	1,633	244	1,520	13,923	7.22%
<b>Totals</b>	<b>75,431</b>	<b>31,846</b>	<b>3,270</b>	<b>49,146</b>	<b>18,059</b>	<b>2,497</b>	<b>12,493</b>	<b>192,742</b>	



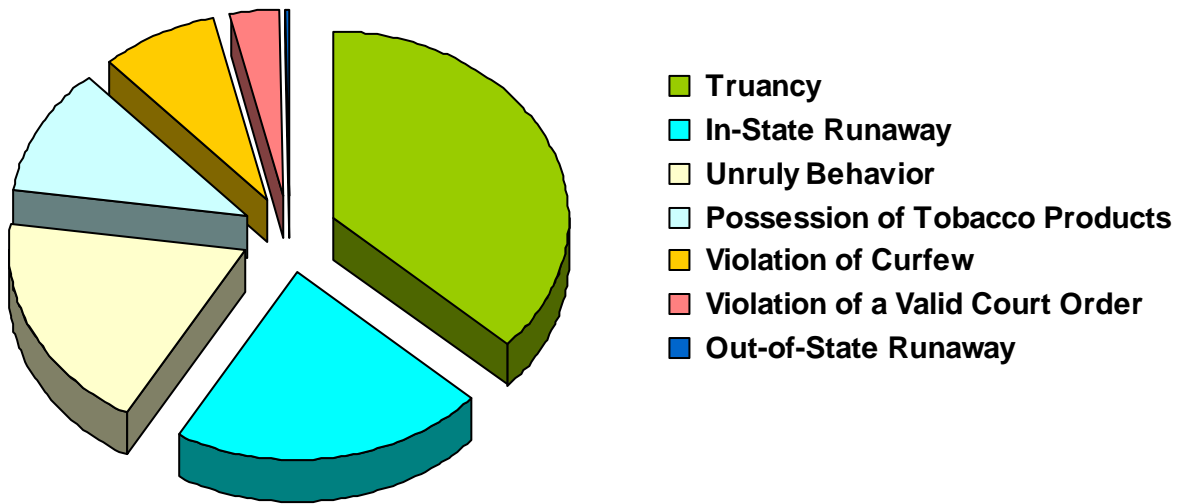
\* Parentage includes: Custody, Visitation, Paternity/Legitimation and Child Support

\*\*Special Proceedings include: Judicial Review, Administrative Review, Foster Care Review, Request for Medical Treatment and Consent to Marry

A Status offense is an offense committed by a child that if committed by an adult, would not be considered an offense or unlawful act. An example of this is smoking when not legally an adult.



Referrals for Status/Unruly Offenses



Referral Reason	Count	Percent
Truancy	9,634	36.71%
In-State Runaway	5,704	21.73%
Unruly Behavior	4,923	18.76%
Possession of Tobacco Products	2,950	11.24%
Violation of Curfew	2,094	7.98%
Violation of a Valid Court Order	889	3.39%
Out-of-State Runaway	53	0.20%
<b>Total</b>	<b>26,247</b>	



## 2012 TENNESSEE JUVENILE COURT STATISTICAL DATA

### Delinquent Referrals (by Sex)

	White	African American	Native American	Asian	Mixed Race	Unknown Race	Total
<b>Male</b>	25,573	15,535	24	107	776	892	<b>42,907</b>
<b>Female</b>	11,247	6,060	15	61	421	324	<b>18,128</b>
<b>Unknown Sex</b>	5	3	0	1	0	102	<b>111</b>
<b>Totals</b>	<b>36,825</b>	<b>21,598</b>	<b>39</b>	<b>169</b>	<b>1,197</b>	<b>1,318</b>	<b>61,146</b>

### Status/Unruly Referrals (by Sex)

	White	African American	Native American	Asian	Mixed Race	Unknown Race	Total
<b>Male</b>	9,906	4,337	14	84	331	493	<b>15,165</b>
<b>Female</b>	7,028	3,151	9	60	242	519	<b>11,009</b>
<b>Unknown Sex</b>	3	9	0	0	0	61	<b>73</b>
<b>Totals</b>	<b>16,937</b>	<b>7,497</b>	<b>23</b>	<b>144</b>	<b>573</b>	<b>1,073</b>	<b>26,247</b>

### Dependency/Neglect/Abuse Referrals (by Sex)

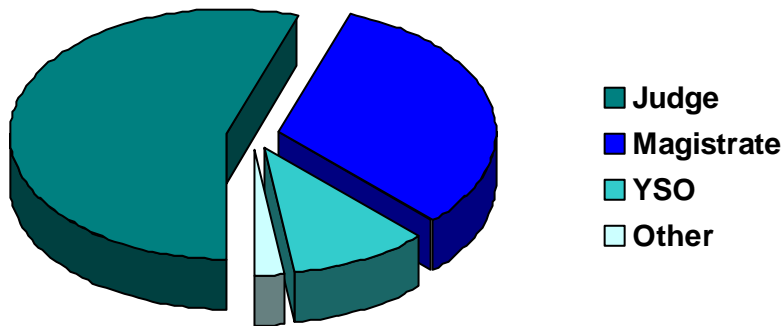
	White	African American	Native American	Asian	Mixed Race	Unknown Race	Total
<b>Male</b>	5,251	1,373	11	11	245	421	<b>7,312</b>
<b>Female</b>	5,057	1,437	10	21	214	483	<b>7,222</b>
<b>Unknown Sex</b>	14	3	0	0	0	371	<b>388</b>
<b>Totals</b>	<b>10,322</b>	<b>2,813</b>	<b>21</b>	<b>32</b>	<b>459</b>	<b>1,275</b>	<b>14,922</b>



## 2012 TENNESSEE JUVENILE COURT STATISTICAL DATA

### Breakdown of Referrals by the Person Executing the Action

Juvenile Court cases and referrals can be disposed by either a Judge, Magistrate, Youth Services Officer (YSO) or Probation Officer (PO). All cases involving a formal hearing and an adjudication can only be disposed by judges, magistrates, and special judges. Cases that are handled informally through either an informal adjustment, pre-trial diversion, or any other type of informal, non-judicial action can be disposed by persons designated by the court to take action.



	Referrals	% of Referrals
Judge	106,566	55.29%
Magistrate	62,069	32.20%
YSO	19,728	10.24%
Other	4,379	2.27%
<b>Total</b>	<b>192,742</b>	



# **Dispositional Actions**

## **Case Outcomes**



### Dispositional Actions

After a referral is made to the juvenile court, decisions are made regarding how the court will proceed. If the decision is made to handle the referral informally, two options are open to the court: Pretrial Diversion and Informal Adjustment. These two procedures are quite similar in that they are both a voluntary agreement between the court officer, the child, and the parents to address the problem but avoid a formal court hearing and an official finding of guilt. The difference between Pretrial Diversion and Informal Adjustment is the extent to which the Judge or Magistrate is involved. Pretrial Diversion requires judicial approval of the voluntary agreement. Informal Adjustment is subject to judicial approval, but does not require it prior to initiation.

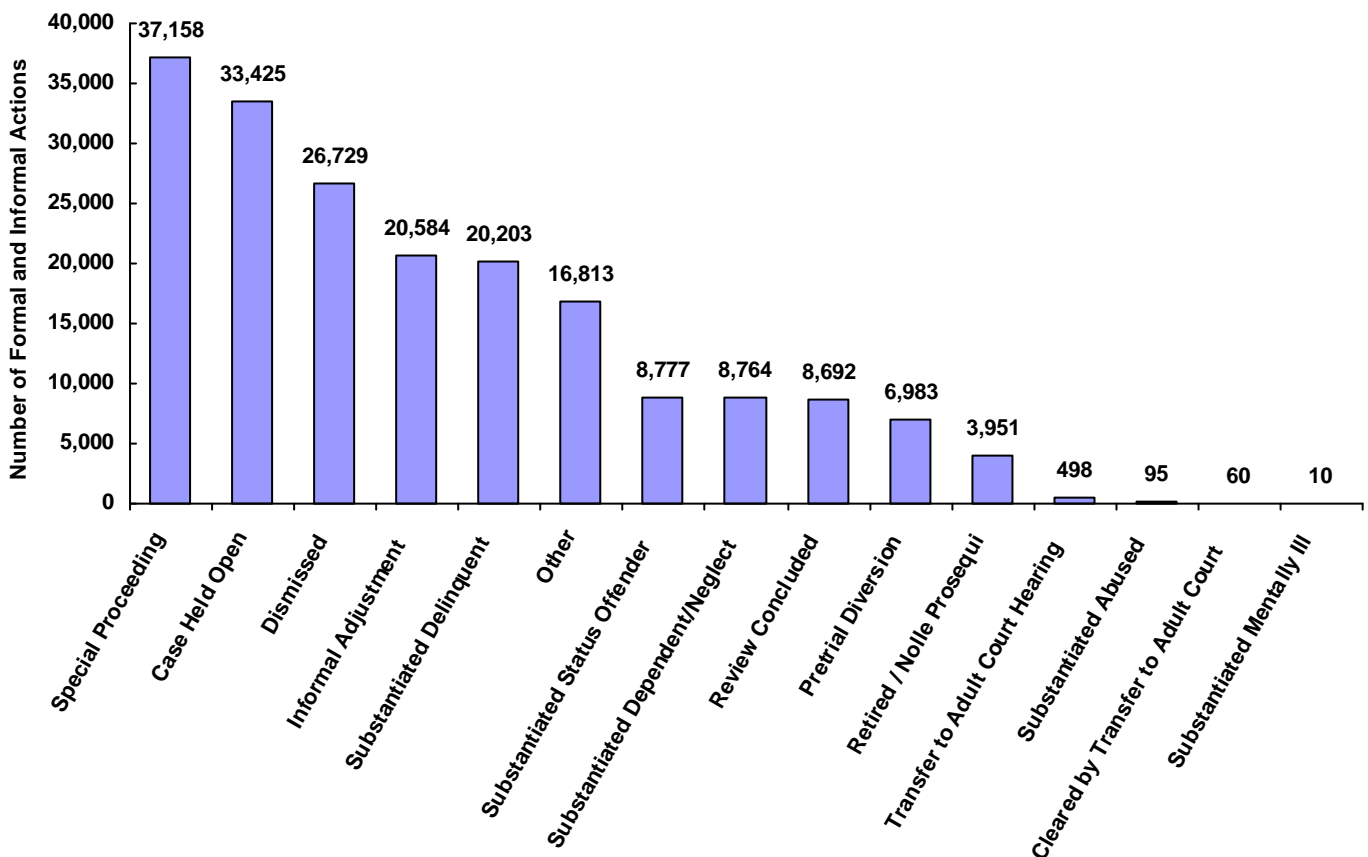
When the court believes that it is in the best interest of the child and/or the community, a Formal Adjudicatory Proceeding or Hearing is held regarding the child's referral to juvenile court. The adjudicatory hearing is a formal proceeding in which the Judge or Magistrate determines whether the motion made on behalf of the child (or the complaint made against the child) is substantiated. If substantiation of the motion/complaint occurs, a dispositional hearing must be held; this can happen either immediately or at a later date.



# 2012 TENNESSEE JUVENILE COURT STATISTICAL DATA

## Dispositional Actions (by Type)

	White Male	African American Male	Other Race Male	White Female	African American Female	Other Race Female	Unknown Race or Sex	Total	% of Total Referrals
<b>Formal</b>									
Dismissed	9,495	4,562	480	6,818	3,715	445	1,214	26,729	13.87%
Retired / Nolle Prosequi	1,541	999	75	773	339	31	193	3,951	2.05%
Substantiated Delinquent	8,853	5,898	340	3,097	1,472	162	381	20,203	10.48%
Substantiated Status Offender	3,906	1,064	192	2,365	757	97	396	8,777	4.55%
Substantiated Dependent/Neglect	2,945	1,072	186	2,834	1,029	183	515	8,764	4.55%
Substantiated Abused	24	7	4	34	17	1	8	95	0.05%
Substantiated Mentally Ill	2	4	0	4	0	0	0	10	0.01%
<b>Informal</b>									
Informal Adjustment	5,853	7,023	155	3,444	3,765	105	239	20,584	10.68%
Pretrial Diversion	2,924	1,434	73	1,580	700	82	190	6,983	3.62%
Transfer to Adult Court Hearing	122	344	6	12	14	0	0	498	0.26%
Cleared by Transfer to Adult Court	39	7	0	14	0	0	0	60	0.03%
Special Proceeding	13,900	3,729	724	11,102	2,645	615	4,443	37,158	19.28%
Review Concluded	3,644	761	162	2,596	439	151	939	8,692	4.51%
Case Held Open	15,458	2,980	667	9,357	1,538	459	2,966	33,425	17.34%
Unknown	0	0	0	0	0	0	0	0	0.00%
Other	6,725	1,962	206	5,116	1,629	166	1,009	16,813	8.72%
<b>Totals</b>	<b>75,431</b>	<b>31,846</b>	<b>3,270</b>	<b>49,146</b>	<b>18,059</b>	<b>2,497</b>	<b>12,493</b>	<b>192,742</b>	





## 2012 TENNESSEE JUVENILE COURT STATISTICAL DATA

### Formal and Informal Actions (by Type)

	White Male	African American Male	Other Race Male	White Female	African American Female	Other Race Female	Unknown Race or Sex	Total
<b>Delinquent</b>								
<b>Offenses Against Persons</b>								
Substantiated Delinquent	892	1,022	56	327	268	25	35	2,625
Informal Adjustment	287	1,191	7	139	848	7	7	2,486
Case Held Open	573	129	28	244	73	17	30	1,094
Dismissed	353	237	15	161	89	8	14	877
Pretrial Diversion	261	258	8	145	91	9	15	787
Retired / Nolle Prosequi	139	163	7	44	63	6	20	442
Other	131	70	5	41	30	0	7	284
Special Proceeding	142	10	1	52	8	1	29	243
Transfer to Adult Court Hearing	29	158	1	5	2	0	0	195
Substantiated Status Offender	35	17	0	13	10	0	3	78
Review Concluded	28	2	3	16	3	0	1	53
Cleared by Transfer to Adult Court	19	3	0	0	0	0	0	22
Substantiated Dependent/Neglect	10	2	0	5	0	0	1	18
Substantiated Abused	2	0	0	2	0	0	0	4
Substantiated Mentally Ill	0	0	0	0	0	0	0	0
Unknown	0	0	0	0	0	0	0	0
<b>Total</b>	<b>2,901</b>	<b>3,262</b>	<b>131</b>	<b>1,194</b>	<b>1,485</b>	<b>73</b>	<b>162</b>	<b>9,208</b>

### Delinquent

#### Offenses Against Property

Substantiated Delinquent	1,935	1,518	65	493	257	17	65	4,350
Informal Adjustment	456	1,042	20	356	609	10	18	2,511
Pretrial Diversion	494	235	9	244	95	25	43	1,145
Dismissed	460	273	17	143	63	3	27	986
Case Held Open	613	120	21	122	43	3	17	939
Retired / Nolle Prosequi	156	148	8	46	30	1	32	421
Other	136	80	4	43	28	0	8	299
Special Proceeding	106	15	11	35	4	0	1	172
Transfer to Adult Court Hearing	56	92	0	1	0	0	0	149
Substantiated Status Offender	55	13	5	20	6	0	1	100
Review Concluded	29	4	2	6	4	0	7	52
Substantiated Dependent/Neglect	6	17	0	1	0	0	1	25
Cleared by Transfer to Adult Court	4	2	0	4	0	0	0	10
Substantiated Abused	1	0	0	0	0	0	0	1
Substantiated Mentally Ill	0	0	0	0	0	0	0	0
Unknown	0	0	0	0	0	0	0	0
<b>Total</b>	<b>4,507</b>	<b>3,559</b>	<b>162</b>	<b>1,514</b>	<b>1,139</b>	<b>59</b>	<b>220</b>	<b>11,160</b>



## 2012 TENNESSEE JUVENILE COURT STATISTICAL DATA

### Formal and Informal Actions (by Type)

	White Male	African American Male	Other Race Male	White Female	African American Female	Other Race Female	Unknown Race or Sex	Total
<b>Delinquent</b>								
<b>Illegal Conduct</b>								
Substantiated Delinquent	4,315	2,646	160	1,440	577	81	192	9,411
Informal Adjustment	2,890	2,972	50	1,582	1,277	27	163	8,961
Dismissed	3,705	860	142	2,007	420	115	110	7,359
Case Held Open	2,400	761	123	1,265	541	63	100	5,253
Pretrial Diversion	1,240	490	25	504	187	15	87	2,548
Substantiated Status Offender	1,102	235	43	539	225	24	120	2,288
Other	1,056	173	22	472	73	12	64	1,872
Retired / Nolle Prosequi	670	444	25	307	107	6	76	1,635
Special Proceeding	623	46	23	344	22	21	17	1,096
Review Concluded	122	12	0	60	3	1	8	206
Transfer to Adult Court Hearing	18	63	1	1	0	0	0	83
Substantiated Dependent/Neglect	19	10	0	11	4	0	8	52
Cleared by Transfer to Adult Court	4	0	0	4	0	0	0	8
Substantiated Mentally Ill	1	2	0	2	0	0	0	5
Substantiated Abused	0	0	0	1	0	0	0	1
Unknown	0	0	0	0	0	0	0	0
<b>Total</b>	<b>18,165</b>	<b>8,714</b>	<b>614</b>	<b>8,539</b>	<b>3,436</b>	<b>365</b>	<b>945</b>	<b>40,778</b>
<b>Delinquent Total</b>	<b>25,573</b>	<b>15,535</b>	<b>907</b>	<b>11,247</b>	<b>6,060</b>	<b>497</b>	<b>1,327</b>	<b>61,146</b>
<b>Status</b>								
Dismissed	1,684	1,462	85	1,808	1,556	103	569	7,267
Substantiated Status Offender	2,568	765	142	1,708	488	71	257	5,999
Informal Adjustment	1,953	1,299	61	1,201	651	50	37	5,252
Case Held Open	1,367	164	56	963	126	25	74	2,775
Substantiated Delinquent	734	208	27	368	61	19	34	1,451
Other	505	115	9	239	87	13	22	990
Retired / Nolle Prosequi	329	149	17	217	72	6	39	829
Pretrial Diversion	270	115	15	177	73	14	13	677
Special Proceeding	335	43	17	202	26	9	32	664
Review Concluded	131	3	0	106	3	1	5	249
Substantiated Dependent/Neglect	28	11	0	36	8	0	3	86
Substantiated Mentally Ill	1	2	0	1	0	0	0	4
Substantiated Abused	1	0	0	1	0	0	0	2
Transfer to Adult Court Hearing	0	1	0	1	0	0	0	2
Cleared by Transfer to Adult Court	0	0	0	0	0	0	0	0
Unknown	0	0	0	0	0	0	0	0
<b>Total</b>	<b>9,906</b>	<b>4,337</b>	<b>429</b>	<b>7,028</b>	<b>3,151</b>	<b>311</b>	<b>1,085</b>	<b>26,247</b>



## 2012 TENNESSEE JUVENILE COURT STATISTICAL DATA

### Formal and Informal Actions (by Type)

	White Male	African American Male	Other Race Male	White Female	African American Female	Other Race Female	Unknown Race or Sex	Total
<b>Dependency and Neglect</b>								
Substantiated Dependent/Neglect	1,569	688	112	1,472	687	111	254	<b>4,893</b>
Case Held Open	1,358	56	61	1,280	65	54	327	<b>3,201</b>
Special Proceeding	1,151	97	41	1,129	92	36	500	<b>3,046</b>
Dismissed	330	381	27	330	396	34	49	<b>1,547</b>
Other	626	28	9	570	27	3	80	<b>1,343</b>
Pretrial Diversion	51	39	0	84	53	1	10	<b>238</b>
Review Concluded	66	6	4	87	10	1	37	<b>211</b>
Substantiated Delinquent	43	7	4	52	6	1	19	<b>132</b>
Informal Adjustment	6	28	2	8	46	3	0	<b>93</b>
Retired / Nolle Prosequi	18	10	1	15	17	0	5	<b>66</b>
Substantiated Abused	15	7	4	19	17	1	3	<b>66</b>
Substantiated Status Offender	17	16	0	10	12	0	8	<b>63</b>
Transfer to Adult Court Hearing	1	10	2	1	9	0	0	<b>23</b>
Substantiated Mentally Ill	0	0	0	0	0	0	0	<b>0</b>
Cleared by Transfer to Adult Court	0	0	0	0	0	0	0	<b>0</b>
Unknown	0	0	0	0	0	0	0	<b>0</b>
<b>Total</b>	<b>5,251</b>	<b>1,373</b>	<b>267</b>	<b>5,057</b>	<b>1,437</b>	<b>245</b>	<b>1,292</b>	<b>14,922</b>

### Other Violations

Substantiated Delinquent	64	6	3	34	3	0	1	<b>111</b>
Dismissed	29	4	0	26	2	0	0	<b>61</b>
Substantiated Status Offender	20	0	0	13	0	0	1	<b>34</b>
Case Held Open	20	2	0	9	0	1	0	<b>32</b>
Special Proceeding	12	2	1	5	1	0	0	<b>21</b>
Informal Adjustment	7	0	0	3	2	0	0	<b>12</b>
Other	5	0	0	2	1	0	0	<b>8</b>
Retired / Nolle Prosequi	3	1	0	1	0	0	0	<b>5</b>
Pretrial Diversion	4	0	0	1	0	0	0	<b>5</b>
Review Concluded	1	0	0	0	2	0	0	<b>3</b>
Substantiated Dependent/Neglect	0	0	0	0	0	0	0	<b>0</b>
Substantiated Abused	0	0	0	0	0	0	0	<b>0</b>
Substantiated Mentally Ill	0	0	0	0	0	0	0	<b>0</b>
Transfer to Adult Court Hearing	0	0	0	0	0	0	0	<b>0</b>
Cleared by Transfer to Adult Court	0	0	0	0	0	0	0	<b>0</b>
Unknown	0	0	0	0	0	0	0	<b>0</b>
<b>Total</b>	<b>165</b>	<b>15</b>	<b>4</b>	<b>94</b>	<b>11</b>	<b>1</b>	<b>2</b>	<b>292</b>



## 2012 TENNESSEE JUVENILE COURT STATISTICAL DATA

### Formal and Informal Actions (by Type)

	White Male	African American Male	Other Race Male	White Female	African American Female	Other Race Female	Unknown Race or Sex	Total
<b>Special Proceedings</b>								
<b>Parentage</b>								
Special Proceeding	3,566	1,329	186	3,155	1,065	201	2,039	11,541
Other	1,604	1,237	88	1,597	1,164	76	607	6,373
Dismissed	1,050	811	105	978	742	106	218	4,010
Case Held Open	1,579	496	56	1,006	222	52	386	3,797
Substantiated Dependent/Neglect	710	131	56	663	89	52	198	1,899
Pretrial Diversion	331	211	8	280	172	11	11	1,024
Substantiated Delinquent	199	148	7	169	139	10	3	675
Review Concluded	210	52	3	123	12	4	86	490
Retired / Nolle Prosequi	45	44	3	40	32	4	6	174
Informal Adjustment	53	19	1	45	20	1	5	144
Substantiated Status Offender	3	1	0	6	2	0	2	14
Transfer to Adult Court Hearing	0	2	1	0	0	0	0	3
Substantiated Abused	0	0	0	0	0	0	0	0
Substantiated Mentally Ill	0	0	0	0	0	0	0	0
Cleared by Transfer to Adult Court	0	0	0	0	0	0	0	0
Unknown	0	0	0	0	0	0	0	0
<b>Total</b>	<b>9,350</b>	<b>4,481</b>	<b>514</b>	<b>8,062</b>	<b>3,659</b>	<b>517</b>	<b>3,561</b>	<b>30,144</b>

### Special Proceedings

<b>Other</b>								
Case Held Open	7,234	1,227	308	4,288	454	241	1,945	15,697
Special Proceeding	6,018	896	251	4,502	474	192	767	13,100
Review Concluded	2,868	665	145	2,060	382	141	676	6,937
Other	1,671	167	22	1,543	150	28	96	3,677
Dismissed	1,517	362	66	1,088	300	52	147	3,532
Substantiated Dependent/Neglect	443	200	14	474	220	13	36	1,400
Substantiated Delinquent	410	134	10	139	88	2	15	798
Pretrial Diversion	183	32	6	113	16	4	8	362
Retired / Nolle Prosequi	127	26	7	72	10	5	5	252
Informal Adjustment	63	26	4	40	8	2	5	148
Substantiated Status Offender	69	9	1	28	4	2	1	114
Substantiated Abused	4	0	0	9	0	0	5	18
Transfer to Adult Court Hearing	7	6	0	3	2	0	0	18
Cleared by Transfer to Adult Court	6	2	0	6	0	0	0	14
Substantiated Mentally Ill	0	0	0	1	0	0	0	1
Unknown	0	0	0	0	0	0	0	0
<b>Total</b>	<b>20,620</b>	<b>3,752</b>	<b>834</b>	<b>14,366</b>	<b>2,108</b>	<b>682</b>	<b>3,706</b>	<b>46,068</b>

**Special Proceedings Total**    **29,970**    **8,233**    **1,348**    **22,428**    **5,767**    **1,199**    **7,267**    **76,212**



Tennessee Council of Juvenile & Family Court Judges  
Administrative Office of the Courts

## 2012 TENNESSEE JUVENILE COURT STATISTICAL DATA

### Formal and Informal Actions (by Type)

	White Male	African American Male	Other Race Male	White Female	African American Female	Other Race Female	Unknown Race or Sex	Total
<b>All Other Referrals</b>								
Special Proceeding	1,947	1,291	193	1,678	953	155	1,058	7,275
Other	991	92	47	609	69	34	125	1,967
Dismissed	367	172	23	277	147	24	80	1,090
Informal Adjustment	138	446	10	70	304	5	4	977
Substantiated Delinquent	261	209	8	75	73	7	17	650
Case Held Open	314	25	14	180	14	3	87	637
Review Concluded	189	17	5	138	20	3	119	491
Substantiated Dependent/Neglect	160	13	4	172	21	7	14	391
Pretrial Diversion	90	54	2	32	13	3	3	197
Retired / Nolle Prosequi	54	14	7	31	8	3	10	127
Substantiated Status Offender	37	8	1	28	10	0	3	87
Transfer to Adult Court Hearing	11	12	1	0	1	0	0	25
Cleared by Transfer to Adult Court	6	0	0	0	0	0	0	6
Substantiated Abused	1	0	0	2	0	0	0	3
Substantiated Mentally Ill	0	0	0	0	0	0	0	0
Unknown	0	0	0	0	0	0	0	0
<b>Total</b>	<b>4,566</b>	<b>2,353</b>	<b>315</b>	<b>3,292</b>	<b>1,633</b>	<b>244</b>	<b>1,520</b>	<b>13,923</b>
<hr/>								
<b>All Formal and Informal Actions Total</b>	<b>75,431</b>	<b>31,846</b>	<b>3,270</b>	<b>49,146</b>	<b>18,059</b>	<b>2,497</b>	<b>12,493</b>	<b>192,742</b>



## 2011 TENNESSEE JUVENILE COURT STATISTICAL DATA

### Case Outcomes

The outcomes of a case indicate the type of action(s) and/or service(s) that are to be established as a result of all of the referrals associated with a case. These actions are intended to provide the best chance of rehabilitation while protecting the rights, safety, and well being of each child as well as enforce the laws of the state as it pertains to the type and severity of each offense.

Each case can have up to eight outcomes that can be the result of more than one of the referrals associated with the case. Therefore, the number of outcomes will not correlate to the number of referrals or dispositional actions/procedures involved in a case.



## 2012 TENNESSEE JUVENILE COURT STATISTICAL DATA

### Case Outcomes (by Type)

	White Male	African American Male	Other Race Male	White Female	African American Female	Other Race Female	Unknown Race or Sex	Total
<b>General Action Codes</b>								
Held Open For Review	19,208	4,994	701	12,483	2,659	564	3,526	44,135
Case Dismissed	9,550	6,057	480	7,123	4,215	443	1,375	29,243
Warned / Counseled	4,366	4,024	171	2,778	2,662	115	508	14,624
Public Service	5,388	1,484	174	2,590	690	91	240	10,657
Supervision / Probation to Juvenile Court	3,396	1,516	108	1,615	584	73	88	7,380
Fine	3,815	434	71	1,845	235	47	176	6,623
Case Retired or Nolle Prosequi	1,916	1,061	98	1,135	393	42	628	5,273
No Contact Order	2,030	952	83	1,447	377	59	238	5,186
Placement with Relative / Other Individual	878	1,029	60	840	1,021	76	25	3,929
Referred to Defensive Driving School	2,080	124	33	1,459	74	20	102	3,892
Referred for Mental Health Counseling	1,468	684	79	811	343	33	134	3,552
Referred for Alcohol and Drug Counseling	1,915	280	69	854	63	29	146	3,356
Referral to Juvenile Court Educ-Based Pgm	1,371	247	49	697	111	21	167	2,663
Referral to Another Entity for Superv/Servc	981	326	57	678	208	30	57	2,337
Restitution	1,081	648	34	263	105	9	52	2,192
Released from Probation	1,037	207	31	455	93	20	43	1,886
Dismissed from Informal Adjustment	868	122	6	678	118	9	60	1,861
House Arrest	848	418	52	319	101	17	38	1,793
Probation to Parents	798	331	26	388	155	12	77	1,787
Injunction Other than No Contact Order	627	184	30	501	95	28	160	1,625
Court Defined Curfew	836	204	39	356	91	17	19	1,562
Driver's License Held Informally	746	262	9	286	25	10	16	1,354
Placement with City/Cnty Agcy/Facility	388	667	27	98	102	3	2	1,287
Dismissed from Pretrial Diversion	521	93	25	292	53	13	32	1,029
Referred to Alcohol Safety School	366	120	9	140	11	2	16	664
Runaway Returned	43	34	7	76	37	8	3	208
Referred to Alternative School	108	30	5	33	9	0	7	192
Private Mental Health Placement	36	15	2	16	1	1	37	108
Referred to Private Child Agency	27	8	5	31	0	1	0	72
Voluntary Placement with DMHMR	3	1	0	2	2	0	1	9
Private MR Placement	1	0	0	2	0	0	6	9
<b>Totals</b>	<b>66,696</b>	<b>26,556</b>	<b>2,540</b>	<b>40,291</b>	<b>14,633</b>	<b>1,793</b>	<b>7,979</b>	<b>160,488</b>



## 2012 TENNESSEE JUVENILE COURT STATISTICAL DATA

### Case Outcomes (by Type)

	White Male	African American Male	Other Race Male	White Female	African American Female	Other Race Female	Unknown Race or Sex	Total
<b>Formal Action Codes</b>								
Placed Under a Valid Court Order	2,035	402	120	1,248	183	63	93	4,144
DCS Commitment - Custody	1,541	1,050	90	799	365	66	216	4,127
DCS Probation	1,682	316	61	616	86	21	21	2,803
DCS Commitment - Suspended	437	261	22	168	38	9	18	953
Other Intensive Probation	497	133	28	159	23	13	26	879
Transfer to Another Juvenile Court for Dispo	424	103	20	226	37	14	28	852
Parental Rights Terminated	248	19	29	272	13	15	74	670
Supervision by DCS	234	34	8	171	12	12	115	586
Transferred to Adult Court	65	168	2	8	0	0	2	245
DCS Commitment - Determinate	58	107	2	26	5	1	1	200
DCS Intensive Probation	101	21	1	32	14	0	3	172
Parental Rights Not Terminated	9	0	0	10	1	0	2	22
DMHMR Involuntary Commitment	14	0	0	1	0	0	0	15
<b>Totals</b>	<b>7,345</b>	<b>2,614</b>	<b>383</b>	<b>3,736</b>	<b>777</b>	<b>214</b>	<b>599</b>	<b>15,668</b>

### **Special Proceedings**

Court Costs	10,995	2,652	350	6,480	1,481	281	902	23,141
Custody Changed	3,991	522	209	3,651	411	185	622	9,591
Child Support Granted	2,182	949	96	2,056	839	109	1,683	7,914
Visitation Changed	2,745	493	146	2,829	442	135	929	7,719
Foster Care Continued	2,807	712	268	2,638	450	234	564	7,673
Custody Unchanged	2,342	321	117	2,303	234	119	248	5,684
Visitation Unchanged	701	68	49	710	63	51	116	1,758
Paternity Determined / Child Legitimated	382	343	33	292	286	22	212	1,570
Child Support Amended	488	94	25	462	98	27	68	1,262
Foster Care Terminated	246	49	31	207	38	11	27	609
Order of Reference to DCS	214	33	23	199	29	22	32	552
Child Support Denied	95	27	7	89	13	3	2	236
Request for Medical Treatment Granted	130	19	0	63	11	1	4	228
Child Support Terminated	61	37	1	47	18	2	2	168
Voluntary Acknowledgement of Paternity	49	19	9	33	19	4	9	142
Paternity Not Determ/Child Not Legitimated	26	18	1	18	19	4	15	101
Consent to Marry Granted	1	0	0	6	0	0	0	7
Request for Medical Treatment Denied	4	0	0	1	0	0	0	5
Consent to Marry Denied	0	0	0	0	0	0	0	0
<b>Totals</b>	<b>27,459</b>	<b>6,356</b>	<b>1,365</b>	<b>22,084</b>	<b>4,451</b>	<b>1,210</b>	<b>5,435</b>	<b>68,360</b>

### **Other Outcome Codes**

Other	18,434	6,001	771	12,256	3,350	557	3,712	45,081
<b>Totals</b>	<b>18,434</b>	<b>6,001</b>	<b>771</b>	<b>12,256</b>	<b>3,350</b>	<b>557</b>	<b>3,712</b>	<b>45,081</b>

<b>All Outcome Totals</b>	<b>119,934</b>	<b>41,527</b>	<b>5,059</b>	<b>78,367</b>	<b>23,211</b>	<b>3,774</b>	<b>17,725</b>	<b>289,597</b>
---------------------------	----------------	---------------	--------------	---------------	---------------	--------------	---------------	----------------



Tennessee Council of Juvenile & Family Court Judges  
Administrative Office of the Courts



# Individual Court Information



## 2012 TENNESSEE JUVENILE COURT STATISTICAL DATA

### Cases Transferred to Adult Court

(by Court)

Court	White Male	African American Male	Other Race Male	White Female	African American Female	Other Race Female	Unknown Race or Sex	Total	% of Total
Shelby	7	107	0	1	0	0	0	115	46.9%
Hamilton	6	19	0	0	0	0	0	25	10.2%
Wilson	12	1	0	0	0	0	0	13	5.3%
Davidson	1	10	0	0	0	0	0	11	4.5%
Madison	0	10	0	0	0	0	1	11	4.5%
Jefferson	5	1	0	2	0	0	0	8	3.3%
Dyer	1	5	0	0	0	0	0	6	2.4%
Montgomery	0	4	0	1	0	0	0	5	2.0%
Williamson	3	2	0	0	0	0	0	5	2.0%
Cheatham	3	0	0	0	0	0	0	3	1.2%
Gibson	1	2	0	0	0	0	0	3	1.2%
Marshall	2	0	1	0	0	0	0	3	1.2%
McMinn	1	1	0	1	0	0	0	3	1.2%
Bedford	0	2	0	0	0	0	0	2	0.8%
Blount	2	0	0	0	0	0	0	2	0.8%
Cumberland	2	0	0	0	0	0	0	2	0.8%
Hardeman	0	2	0	0	0	0	0	2	0.8%
Knox	1	1	0	0	0	0	0	2	0.8%
Obion	2	0	0	0	0	0	0	2	0.8%
Sevier	1	0	0	0	0	0	1	2	0.8%
Sumner	2	0	0	0	0	0	0	2	0.8%
Unicoi	0	0	0	2	0	0	0	2	0.8%
Benton	1	0	0	0	0	0	0	1	0.4%
Bradley	1	0	0	0	0	0	0	1	0.4%
Cannon	1	0	0	0	0	0	0	1	0.4%
Chester	1	0	0	0	0	0	0	1	0.4%
Coffee	1	0	0	0	0	0	0	1	0.4%
Fayette	1	0	0	0	0	0	0	1	0.4%
Franklin	1	0	0	0	0	0	0	1	0.4%
Grundy	1	0	0	0	0	0	0	1	0.4%
Hamblen	0	0	0	1	0	0	0	1	0.4%
Hardin	1	0	0	0	0	0	0	1	0.4%
Hickman	1	0	0	0	0	0	0	1	0.4%
Humphreys	0	0	1	0	0	0	0	1	0.4%
Lewis	1	0	0	0	0	0	0	1	0.4%
Robertson	0	1	0	0	0	0	0	1	0.4%
Warren	1	0	0	0	0	0	0	1	0.4%
Weakley	1	0	0	0	0	0	0	1	0.4%
<b>Totals</b>	<b>65</b>	<b>168</b>	<b>2</b>	<b>8</b>	<b>0</b>	<b>0</b>	<b>2</b>	<b>245</b>	



## 2012 TENNESSEE JUVENILE COURT STATISTICAL DATA

### Children Transferred to Adult Court

(by Court)

Court	White Male	African American Male	Other Race Male	White Female	African American Female	Other Race Female	Unknown Race or Sex	Total	% of Total
Shelby	6	89	0	1	0	0	0	96	48.2%
Hamilton	3	16	0	0	0	0	0	19	9.5%
Davidson	1	7	0	0	0	0	0	8	4.0%
Jefferson	4	1	0	2	0	0	0	7	3.5%
Madison	0	6	0	0	0	0	1	7	3.5%
Montgomery	0	4	0	1	0	0	0	5	2.5%
Wilson	4	1	0	0	0	0	0	5	2.5%
Dyer	1	3	0	0	0	0	0	4	2.0%
Cheatham	3	0	0	0	0	0	0	3	1.5%
Gibson	1	2	0	0	0	0	0	3	1.5%
Marshall	2	0	1	0	0	0	0	3	1.5%
McMinn	1	1	0	1	0	0	0	3	1.5%
Williamson	1	2	0	0	0	0	0	3	1.5%
Bedford	0	2	0	0	0	0	0	2	1.0%
Blount	2	0	0	0	0	0	0	2	1.0%
Cumberland	2	0	0	0	0	0	0	2	1.0%
Hardeman	0	2	0	0	0	0	0	2	1.0%
Knox	1	1	0	0	0	0	0	2	1.0%
Sevier	1	0	0	0	0	0	1	2	1.0%
Sumner	2	0	0	0	0	0	0	2	1.0%
Unicoi	0	0	0	2	0	0	0	2	1.0%
Benton	1	0	0	0	0	0	0	1	0.5%
Bradley	1	0	0	0	0	0	0	1	0.5%
Cannon	1	0	0	0	0	0	0	1	0.5%
Chester	1	0	0	0	0	0	0	1	0.5%
Coffee	1	0	0	0	0	0	0	1	0.5%
Fayette	1	0	0	0	0	0	0	1	0.5%
Franklin	1	0	0	0	0	0	0	1	0.5%
Grundy	1	0	0	0	0	0	0	1	0.5%
Hamblen	0	0	0	1	0	0	0	1	0.5%
Hardin	1	0	0	0	0	0	0	1	0.5%
Hickman	1	0	0	0	0	0	0	1	0.5%
Humphreys	0	0	1	0	0	0	0	1	0.5%
Lewis	1	0	0	0	0	0	0	1	0.5%
Obion	1	0	0	0	0	0	0	1	0.5%
Robertson	0	1	0	0	0	0	0	1	0.5%
Warren	1	0	0	0	0	0	0	1	0.5%
Weakley	1	0	0	0	0	0	0	1	0.5%
<b>Totals</b>	<b>49</b>	<b>138</b>	<b>2</b>	<b>8</b>	<b>0</b>	<b>0</b>	<b>2</b>	<b>199</b>	



# 2012 TENNESSEE JUVENILE COURT STATISTICAL DATA

## Children Referred to Juvenile Court (by Court)

WM = White Male  
AM = Asian Male  
WF = White Female  
AF = Asian Female  
WU = White Unknown Sex  
AU = Asian Unknown Sex

AAM = African American Male  
MRM = Mixed Race Male  
AAF = African American Female  
MRF = Mixed Race Female  
AAU = African American Unknown Sex  
MRU = Mixed Race Unknown Sex

NAM = Native American Male  
UM = Unknown Race Male  
NAF = Native American Female  
UF = Unknown Race Female  
NAU = Native American Unknown Sex  
UU = Unknown Race Unknown Sex

Court	WM	AAM	NAM	AM	MRM	UM	WF	AAF	NAF	AF	MRF	UF	WU	AAU	NAU	AU	MRU	UU	Total
Anderson	1,122	178	0	2	5	96	822	59	1	4	9	89	2	1	0	0	0	19	2,409
Bedford	171	26	1	1	2	5	109	17	0	0	1	0	0	0	0	0	0	0	333
Benton	151	5	0	0	0	0	100	3	0	0	2	0	0	0	0	0	0	0	261
Bledsoe	31	10	0	0	7	0	12	0	0	0	0	0	0	0	0	0	0	0	60
Blount	1,419	108	2	2	51	0	1,184	81	0	2	57	0	0	0	0	0	0	0	2,906
Bradley	556	41	0	0	21	8	291	18	0	2	8	3	0	0	0	0	0	0	948
Bristol	375	25	1	0	6	5	235	17	1	0	1	7	0	0	0	0	0	1	674
Campbell	334	4	0	0	0	0	226	0	0	0	0	0	0	0	0	0	0	0	564
Cannon	104	3	0	0	0	0	59	0	0	0	1	0	0	0	0	0	0	0	167
Carroll	105	23	0	0	3	0	38	10	0	0	1	0	0	0	0	0	0	0	180
Carter	445	5	0	0	5	17	376	5	0	0	0	13	0	0	0	0	0	0	866
Cheatham	274	9	0	0	1	34	163	4	1	0	2	36	0	0	0	0	0	5	529
Chester	154	25	0	1	6	3	85	22	0	0	7	3	0	0	0	0	0	0	306
Claiborne	191	1	0	0	4	0	117	2	0	0	2	0	0	0	0	0	0	0	317
Clay	77	5	1	0	3	2	48	2	0	0	3	1	0	0	0	0	0	0	142
Cocke	534	19	1	0	9	11	459	13	2	3	13	4	0	0	0	0	0	0	1,068
Coffee	101	6	0	0	0	0	49	9	0	0	1	0	0	0	0	0	0	0	166
Crockett	66	8	0	0	12	0	15	5	0	0	1	0	0	0	0	0	0	0	107
Cumberland	343	1	0	0	0	0	252	2	0	0	0	0	0	0	0	0	0	0	598
Davidson	1,619	3,270	6	63	135	768	1,480	2,852	2	53	106	739	5	22	0	2	1	140	11,263
Decatur	87	5	0	1	3	0	51	0	0	0	2	0	0	0	0	0	0	0	149
DeKalb	88	5	0	1	2	8	36	0	0	0	0	3	0	0	0	0	0	0	143
Dickson	485	56	1	1	26	141	381	27	0	0	28	165	2	2	0	0	0	23	1,338
Dyer	168	89	0	0	0	3	113	37	0	0	1	7	0	0	0	0	0	5	423
Fayette	101	67	0	0	8	0	65	63	0	0	2	2	0	0	0	0	0	0	308
Fentress	148	7	0	0	3	0	88	1	0	0	2	0	0	0	0	0	0	0	249
Franklin	227	13	0	3	11	0	139	9	0	1	4	0	0	0	0	0	0	0	407
Gibson	385	467	0	0	79	2	320	390	0	1	65	0	0	0	0	0	0	0	1,709
Giles	169	22	0	0	12	0	116	7	0	0	3	0	0	0	0	0	0	0	329
Grainger	233	6	0	0	5	2	206	1	0	0	16	0	0	0	0	0	0	0	469
Greene	354	7	1	0	8	68	184	3	0	0	0	60	0	0	0	0	0	6	691
Grundy	185	2	0	1	1	1	119	0	0	0	0	0	0	0	0	0	0	0	309
Hamblen	482	35	1	1	19	2	333	22	0	0	15	0	0	0	0	0	0	0	910
Hamilton	1,081	1,132	1	4	46	28	892	822	2	3	56	17	0	2	0	0	0	3	4,089
Hancock	30	0	0	0	0	0	26	0	0	0	0	0	0	0	0	0	0	0	56
Hardeman	71	223	0	1	3	37	58	138	0	0	4	32	9	143	0	0	0	64	783
Hardin	123	3	0	0	1	0	87	2	0	0	2	0	0	0	0	0	0	0	218
Hawkins	603	5	0	0	0	6	507	1	0	1	3	1	0	0	0	0	0	0	1,127
Haywood	16	30	0	0	1	0	4	11	0	0	0	0	0	0	0	0	0	0	62
Henderson	265	39	0	0	33	2	200	13	0	0	23	1	0	0	0	0	0	0	576
Henry	219	34	0	0	5	10	132	7	0	0	2	2	0	1	0	0	0	0	412
Hickman	332	13	0	0	4	1	209	6	0	0	1	0	0	0	0	0	0	0	566
Houston	41	0	0	0	2	0	21	1	0	0	1	0	0	0	0	0	0	0	66
Humphreys	245	6	1	0	15	6	208	8	0	0	10	1	0	1	0	0	0	5	506
Jackson	29	0	0	0	0	0	18	0	0	0	0	0	0	0	0	0	0	0	47
Jefferson	627	12	3	0	13	25	480	6	0	0	6	25	2	1	0	0	0	17	1,217
Johnson	217	1	0	0	0	0	148	1	0	0	0	0	0	0	0	0	0	0	367
Johnson City	706	74	2	2	57	36	581	45	3	5	32	52	0	0	0	0	0	9	1,604
Knox	1,636	381	0	3	129	240	1,404	271	0	9	108	235	6	2	0	0	0	78	4,502
Lake	52	32	0	0	7	1	28	8	0	0	0	1	0	0	0	0	0	0	129



# 2012 TENNESSEE JUVENILE COURT STATISTICAL DATA

## Children Referred to Juvenile Court (by Court)

WM = White Male  
AM = Asian Male  
WF = White Female  
AF = Asian Female  
WU = White Unknown Sex  
AU = Asian Unknown Sex

AAM = African American Male  
MRM = Mixed Race Male  
AAF = African American Female  
MRF = Mixed Race Female  
AAU = African American Unknown Sex  
MRU = Mixed Race Unknown Sex

NAM = Native American Male  
UM = Unknown Race Male  
NAF = Native American Female  
UF = Unknown Race Female  
NAU = Native American Unknown Sex  
UU = Unknown Race Unknown Sex

Court	WM	AAM	NAM	AM	MRM	UM	WF	AAF	NAF	AF	MRF	UF	WU	AAU	NAU	AU	MRU	UU	Total
Lauderdale	266	312	1	0	6	10	206	272	1	0	7	2	0	0	0	0	0	0	1,083
Lawrence	410	22	2	1	0	0	311	21	1	2	0	0	0	0	0	0	0	0	770
Lewis	90	0	0	0	0	0	27	0	1	0	0	0	0	0	0	0	0	0	118
Lincoln	254	31	0	0	0	0	142	13	0	0	0	0	0	0	0	0	0	0	440
Loudon	370	7	1	2	4	0	285	4	2	0	1	0	0	0	0	0	0	0	676
Macon	204	2	0	0	0	0	156	2	0	0	0	0	0	0	0	0	0	0	364
Madison	113	266	0	2	2	11	60	103	0	0	4	4	0	0	0	0	0	0	565
Marion	134	13	0	0	4	1	106	3	0	1	1	0	0	0	0	0	0	1	264
Marshall	210	21	0	1	13	2	132	19	0	0	13	0	0	0	0	0	0	0	411
Maury	488	148	0	0	28	25	311	102	0	0	22	36	6	3	0	0	0	13	1,182
McMinn	335	44	2	0	10	0	174	16	0	1	12	0	0	0	0	0	0	0	594
McNairy	110	19	0	0	1	0	34	2	0	0	1	0	0	0	0	0	0	0	167
Meigs	195	3	0	0	1	0	141	1	0	0	0	0	0	0	0	0	0	0	341
Monroe	463	11	0	0	10	10	360	10	0	0	10	3	0	0	0	0	0	0	877
Montgomery	737	425	4	12	39	358	544	301	6	8	44	302	4	3	0	0	0	505	3,292
Moore	38	1	0	0	0	0	12	0	0	0	1	0	0	0	0	0	0	0	52
Morgan	175	0	0	0	2	0	121	0	0	0	4	0	0	0	0	0	0	0	302
Obion	251	90	0	0	7	2	190	85	0	0	4	2	0	1	0	0	0	0	632
Overton	176	0	0	0	2	0	133	0	0	0	1	0	0	0	0	0	0	0	312
Perry	19	2	0	0	3	36	17	1	0	0	1	32	0	0	0	0	0	15	126
Pickett	32	0	0	0	0	0	27	0	0	0	0	0	0	0	0	0	0	0	59
Polk	87	4	0	0	0	0	70	0	0	0	0	0	0	0	0	0	0	0	161
Putnam	493	21	1	1	5	6	312	21	0	0	1	2	1	0	0	0	0	0	864
Rhea	53	1	0	0	1	0	26	0	0	0	0	0	0	0	0	0	0	0	81
Roane	119	8	1	0	4	0	79	2	0	0	1	0	0	0	0	0	0	0	214
Robertson	537	205	0	3	2	210	252	62	0	2	3	123	0	0	0	0	0	6	1,405
Rutherford	486	214	0	13	4	36	324	112	0	6	7	33	0	1	0	0	0	5	1,241
Scott	148	0	0	0	0	0	60	0	0	0	0	0	0	0	0	0	0	0	208
Sequatchie	115	0	1	0	4	1	88	0	0	0	1	0	0	0	0	0	0	0	210
Sevier	845	5	0	3	25	39	631	7	0	2	14	14	1	0	0	0	0	0	1,586
Shelby	1,161	5,867	1	17	110	0	730	3,978	8	22	82	0	0	0	0	0	0	0	11,976
Smith	101	10	0	0	8	1	85	1	0	0	8	0	0	0	0	0	0	0	214
Stewart	117	1	0	0	5	1	96	0	0	0	2	0	0	0	0	0	0	0	222
Sullivan Div I	425	1	0	0	5	1	336	0	0	0	3	0	0	0	0	0	0	0	771
Sullivan Div II	655	51	0	0	1	251	489	37	1	0	2	273	0	0	0	0	0	0	1,760
Sumner	977	153	3	3	82	30	611	89	0	1	56	19	0	0	0	0	0	5	2,029
Tipton	295	160	0	0	3	0	179	97	1	0	1	0	0	0	0	0	0	0	736
Trousdale	105	10	0	0	13	2	70	8	0	0	9	4	2	1	0	0	0	1	225
Unicoi	151	0	0	0	1	2	111	0	0	0	0	1	0	0	0	0	0	0	266
Union	232	2	0	0	0	0	178	2	0	0	0	0	0	0	0	0	0	0	414
Van Buren	45	0	0	1	0	0	19	0	0	0	0	0	0	0	0	0	0	0	65
Warren	310	13	1	0	5	0	217	4	0	0	4	0	0	0	0	0	0	0	554
Washington	301	2	0	1	2	0	171	3	0	0	0	0	0	0	0	0	0	0	480
Wayne	205	0	1	0	6	0	149	1	0	0	3	0	0	0	0	0	0	0	365
Weakley	159	33	0	0	2	13	126	18	0	1	3	12	0	0	0	0	0	1	368
White	105	2	0	0	3	0	61	2	0	0	1	0	0	0	0	0	0	0	174
Williamson	1,061	100	1	14	33	52	610	59	1	6	17	36	11	1	0	0	1	9	2,012
Wilson	1,012	236	1	1	7	74	590	85	2	0	5	13	0	1	0	0	0	1	2,028
<b>Totals</b>	<b>32,947</b>	<b>15,054</b>	<b>43</b>	<b>162</b>	<b>1,226</b>	<b>2,742</b>	<b>23,433</b>	<b>10,564</b>	<b>36</b>	<b>136</b>	<b>950</b>	<b>2,410</b>	<b>51</b>	<b>186</b>	<b>0</b>	<b>2</b>	<b>2</b>	<b>937</b>	<b>90,881</b>



## 2012 TENNESSEE JUVENILE COURT STATISTICAL DATA

### Child, Case, and Referral Counts (by Court)

Court	Children			Cases			Referrals		
	2011	2012	+/- %	2011	2012	+/- %	2011	2012	+/- %
Anderson	2,501	2,409	-3.7%	7,757	7,878	+1.6%	8,517	8,841	+3.8%
Bedford	341	333	-2.3%	394	390	-1.0%	550	612	+11.3%
Benton	272	261	-4.0%	323	290	-10.2%	346	312	-9.8%
Bledsoe	118	60	-49.2%	126	129	+2.4%	165	176	+6.7%
Blount	2,871	2,906	+1.2%	9,170	9,455	+3.1%	9,614	9,913	+3.1%
Bradley	888	948	+6.8%	3,443	3,750	+8.9%	3,809	4,103	+7.7%
Bristol	676	674	-0.3%	1,033	1,020	-1.3%	1,127	1,110	-1.5%
Campbell	560	564	+0.7%	564	577	+2.3%	564	577	+2.3%
Cannon	188	167	-11.2%	282	282	0.0%	294	284	-3.4%
Carroll	220	180	-18.2%	239	198	-17.2%	344	306	-11.0%
Carter	725	866	+19.4%	1,116	1,425	+27.7%	1,207	1,679	+39.1%
Cheatham	663	529	-20.2%	1,060	696	-34.3%	1,139	754	-33.8%
Chester	196	306	+56.1%	261	469	+79.7%	265	505	+90.6%
Claiborne	362	317	-12.4%	422	331	-21.6%	469	395	-15.8%
Clay	138	142	+2.9%	392	322	-17.9%	477	401	-15.9%
Cocke	1,195	1,068	-10.6%	2,281	2,073	-9.1%	2,419	2,375	-1.8%
Coffee	156	166	+6.4%	178	186	+4.5%	248	253	+2.0%
Crockett	83	107	+28.9%	167	231	+38.3%	200	323	+61.5%
Cumberland	311	598	+92.3%	407	651	+60.0%	446	670	+50.2%
Davidson	7,966	11,263	+41.4%	11,593	18,130	+56.4%	13,528	20,270	+49.8%
Decatur	146	149	+2.1%	249	254	+2.0%	254	261	+2.8%
DeKalb	165	143	-13.3%	204	170	-16.7%	220	179	-18.6%
Dickson	1,270	1,338	+5.4%	3,531	3,884	+10.0%	3,632	3,938	+8.4%
Dyer	440	423	-3.9%	742	735	-0.9%	886	861	-2.8%
Fayette	353	308	-12.7%	519	435	-16.2%	676	614	-9.2%
Fentress	198	249	+25.8%	265	350	+32.1%	281	389	+38.4%
Franklin	352	407	+15.6%	509	581	+14.1%	643	803	+24.9%
Gibson	1,668	1,709	+2.5%	3,961	4,504	+13.7%	4,170	4,691	+12.5%
Giles	265	329	+24.2%	346	448	+29.5%	448	563	+25.7%
Grainger	812	469	-42.2%	824	479	-41.9%	834	491	-41.1%
Greene	589	691	+17.3%	850	1,048	+23.3%	919	1,133	+23.3%
Grundy	226	309	+36.7%	521	657	+26.1%	649	744	+14.6%
Hamblen	901	910	+1.0%	2,307	2,250	-2.5%	2,521	2,449	-2.9%
Hamilton	3,887	4,089	+5.2%	6,394	8,465	+32.4%	7,019	9,414	+34.1%
Hancock	30	56	+86.7%	36	76	+111.1	38	77	+102.6
Hardeman	850	783	-7.9%	1,252	1,104	-11.8%	1,484	1,307	-11.9%
Hardin	241	218	-9.5%	505	422	-16.4%	556	480	-13.7%
Hawkins	1,070	1,127	+5.3%	1,595	1,731	+8.5%	2,035	2,203	+8.3%
Haywood	899	62	-93.1%	1,631	92	-94.4%	1,844	128	-93.1%
Henderson	571	576	+0.9%	918	1,043	+13.6%	1,180	1,292	+9.5%
Henry	449	412	-8.2%	968	838	-13.4%	1,235	1,003	-18.8%
Hickman	483	566	+17.2%	585	876	+49.7%	646	956	+48.0%
Houston	62	66	+6.5%	138	171	+23.9%	165	212	+28.5%
Humphreys	446	506	+13.5%	1,096	1,384	+26.3%	1,404	1,724	+22.8%
Jackson	101	47	-53.5%	162	55	-66.0%	168	64	-61.9%
Jefferson	1,307	1,217	-6.9%	3,915	2,931	-25.1%	4,448	3,311	-25.6%
Johnson	364	367	+0.8%	1,057	1,049	-0.8%	1,295	1,258	-2.9%
Johnson City	1,694	1,604	-5.3%	2,774	3,206	+15.6%	3,209	3,680	+14.7%
Knox	4,672	4,502	-3.6%	8,227	7,880	-4.2%	9,904	9,311	-6.0%
Lake	107	129	+20.6%	277	313	+13.0%	338	369	+9.2%



## 2012 TENNESSEE JUVENILE COURT STATISTICAL DATA

### Child, Case, and Referral Counts (by Court)

Court	Children			Cases			Referrals		
	2011	2012	+/- %	2011	2012	+/- %	2011	2012	+/- %
Lauderdale	1,093	1,083	-0.9%	1,550	1,525	-1.6%	1,644	1,624	-1.2%
Lawrence	663	770	+16.1%	1,466	1,552	+5.9%	2,000	2,123	+6.2%
Lewis	130	118	-9.2%	154	140	-9.1%	195	191	-2.1%
Lincoln	442	440	-0.5%	702	741	+5.6%	834	833	-0.1%
Loudon	624	676	+8.3%	987	1,214	+23.0%	1,025	1,247	+21.7%
Macon	390	364	-6.7%	886	760	-14.2%	1,179	931	-21.0%
Madison	805	565	-29.8%	4,057	778	-80.8%	4,499	1,147	-74.5%
Marion	246	264	+7.3%	417	409	-1.9%	439	457	+4.1%
Marshall	361	411	+13.9%	451	535	+18.6%	592	720	+21.6%
Mauzy	1,279	1,182	-7.6%	2,326	2,085	-10.4%	2,523	2,279	-9.7%
McMinn	518	594	+14.7%	2,557	2,888	+12.9%	2,742	3,094	+12.8%
McNairy	123	167	+35.8%	182	211	+15.9%	206	240	+16.5%
Meigs	335	341	+1.8%	335	342	+2.1%	343	347	+1.2%
Monroe	816	877	+7.5%	1,641	1,795	+9.4%	1,686	1,836	+8.9%
Montgomery	2,227	3,292	+47.8%	4,378	7,408	+69.2%	5,123	8,378	+63.5%
Moore	68	52	-23.5%	84	65	-22.6%	102	86	-15.7%
Morgan	275	302	+9.8%	509	551	+8.3%	522	581	+11.3%
Obion	218	632	+189.9	282	969	+243.6	383	1,079	+181.7
Overton	270	312	+15.6%	320	373	+16.6%	331	382	+15.4%
Perry	48	126	+162.5	51	239	+368.6	51	330	+547.1
Pickett	37	59	+59.5%	49	70	+42.9%	54	73	+35.2%
Polk	118	161	+36.4%	128	249	+94.5%	151	316	+109.3
Putnam	872	864	-0.9%	1,323	1,477	+11.6%	1,614	1,815	+12.5%
Rhea	82	81	-1.2%	85	83	-2.4%	91	90	-1.1%
Roane	257	214	-16.7%	339	294	-13.3%	381	353	-7.3%
Robertson	1,280	1,405	+9.8%	2,176	2,467	+13.4%	2,402	2,720	+13.2%
Rutherford	1,365	1,241	-9.1%	1,825	1,661	-9.0%	2,433	2,164	-11.1%
Scott	119	208	+74.8%	119	208	+74.8%	147	244	+66.0%
Sequatchie	192	210	+9.4%	291	400	+37.5%	337	432	+28.2%
Sevier	1,585	1,586	+0.1%	3,820	3,576	-6.4%	4,193	3,871	-7.7%
Shelby	12,577	11,976	-4.8%	16,764	15,541	-7.3%	20,708	19,222	-7.2%
Smith	190	214	+12.6%	447	651	+45.6%	460	666	+44.8%
Stewart	198	222	+12.1%	620	808	+30.3%	753	968	+28.6%
Sullivan Div I	831	771	-7.2%	1,290	1,164	-9.8%	1,400	1,264	-9.7%
Sullivan Div II	1,484	1,760	+18.6%	2,464	3,189	+29.4%	2,563	3,343	+30.4%
Sumner	2,133	2,029	-4.9%	3,381	3,243	-4.1%	3,947	3,657	-7.3%
Tipton	1,026	736	-28.3%	1,379	953	-30.9%	1,560	1,069	-31.5%
Trousdale	159	225	+41.5%	232	414	+78.4%	250	471	+88.4%
Unicoi	289	266	-8.0%	375	362	-3.5%	414	405	-2.2%
Union	441	414	-6.1%	806	717	-11.0%	821	764	-6.9%
Van Buren	57	65	+14.0%	61	68	+11.5%	71	74	+4.2%
Warren	467	554	+18.6%	607	771	+27.0%	788	1,066	+35.3%
Washington	533	480	-9.9%	747	694	-7.1%	783	725	-7.4%
Wayne	410	365	-11.0%	763	677	-11.3%	1,007	898	-10.8%
Weakley	427	368	-13.8%	560	442	-21.1%	645	479	-25.7%
White	191	174	-8.9%	230	204	-11.3%	282	234	-17.0%
Williamson	2,011	2,012	0.0%	3,186	3,363	+5.6%	4,066	4,171	+2.6%
Wilson	2,273	2,028	-10.8%	5,570	5,306	-4.7%	5,869	5,519	-6.0%
<b>Totals</b>	<b>87,583</b>	<b>90,881</b>	<b>+3.8%</b>	<b>160,538</b>	<b>169,546</b>	<b>+5.6%</b>	<b>183,438</b>	<b>192,742</b>	<b>+5.1%</b>



## 2012 TENNESSEE JUVENILE COURT STATISTICAL DATA

### Referral and Court Counts

(by Type)

	Referral Count	% of All Referrals	Court Count	% of All Courts
<b>Offenses Against Persons</b>				
Criminal Homicide	12	0.01%	8	8.2%
1st Degree Murder	24	0.01%	10	10.2%
2nd Degree Murder	22	0.01%	7	7.1%
Aggravated Rape	30	0.02%	9	9.2%
Rape of a Child	196	0.10%	43	43.9%
Aggravated Vehicular Homicide	1	0.00%	1	1.0%
Esp. Aggravated Robbery	38	0.02%	18	18.4%
Esp. Aggravated Kidnapping	20	0.01%	8	8.2%
Aggravated Robbery	333	0.17%	21	21.4%
Aggravated Kidnapping	17	0.01%	7	7.1%
Aggravated Child Abuse / Neglect	18	0.01%	6	6.1%
Aggravated Sexual Battery	154	0.08%	46	46.9%
Rape	68	0.04%	19	19.4%
Voluntary Manslaughter	1	0.00%	1	1.0%
Vehicular Homicide	3	0.00%	3	3.1%
Sexual Abuse of a Child	38	0.02%	10	10.2%
Other Sexual Offenses	300	0.16%	49	50.0%
Aggravated Assault	1,032	0.54%	78	79.6%
Robbery	236	0.12%	25	25.5%
Criminally Negligent Homicide	1	0.00%	1	1.0%
Attempted Crime Against a Person	97	0.05%	19	19.4%
Assault	6,330	3.28%	98	100.0%
Reckless Endangerment	237	0.12%	53	54.1%
<b>Total</b>	<b>9,208</b>	<b>4.78%</b>		
<b>Offenses Against Property</b>				
Aggravated Arson	24	0.01%	11	11.2%
Arson	80	0.04%	23	23.5%
Aggravated Burglary	1,070	0.56%	69	70.4%
Theft of Property	6,305	3.27%	95	96.9%
Vandalism	2,415	1.25%	95	96.9%
Forgery	45	0.02%	18	18.4%
Worthless Checks	2	0.00%	1	1.0%
Illegal Poss/Use of Credit/Debit Cards	77	0.04%	20	20.4%
Burglary	982	0.51%	84	85.7%
Unauthorized Use of a Vehicle	131	0.07%	38	38.8%
Cruelty to Animals	29	0.02%	15	15.3%
<b>Total</b>	<b>11,160</b>	<b>5.79%</b>		





## 2012 TENNESSEE JUVENILE COURT STATISTICAL DATA

### Referral and Court Counts

(by Type)

	Referral Count	% of All Referrals	Court Count	% of All Courts
<b>Illegal Conduct</b>				
Sale of Controlled Substances	293	0.15%	35	35.7%
Other Drug Offenses	1,998	1.04%	82	83.7%
Possession of Controlled Substances	2,953	1.53%	93	94.9%
Criminal Attempt	87	0.05%	20	20.4%
Carrying Weapons on School Property	342	0.18%	57	58.2%
Unlawful Carrying / Poss of a Weapon	738	0.38%	57	58.2%
Evading Arrest	612	0.32%	67	68.4%
Escape	116	0.06%	27	27.6%
Driving Under Influence (DUI)	236	0.12%	68	69.4%
Possession/Consumption of Alcohol	2,394	1.24%	96	98.0%
Resist Stop/Frisk/Halt/Arrest/Search	614	0.32%	61	62.2%
Aggravated Criminal Trespass	90	0.05%	22	22.4%
Harassment	307	0.16%	64	65.3%
Failure to Appear	283	0.15%	19	19.4%
Filing a False Police Report	193	0.10%	50	51.0%
Criminal Impersonation	153	0.08%	41	41.8%
Disorderly Conduct	4,304	2.23%	86	87.8%
Criminal Trespass	1,524	0.79%	73	74.5%
Public Intoxication	446	0.23%	63	64.3%
Gambling	78	0.04%	8	8.2%
Traffic	13,601	7.06%	96	98.0%
Local Ordinances	148	0.08%	23	23.5%
Violation of Wildlife Regulations	147	0.08%	40	40.8%
Contempt of Court	3,958	2.05%	44	44.9%
Violation of Probation	4,915	2.55%	92	93.9%
Violation of Aftercare	248	0.13%	40	40.8%
<b>Total</b>	<b>40,778</b>	<b>21.17%</b>		
<b>Status Offenses</b>				
Unruly Behavior	4,923	2.55%	94	95.9%
Truancy	9,634	5.00%	98	100.0%
In-State Runaway	5,704	2.96%	87	88.8%
Out-of-State Runaway	53	0.03%	22	22.4%
Possession of Tobacco Products	2,950	1.53%	95	96.9%
Violation of a Valid Court Order	889	0.46%	47	48.0%
Violation of Curfew	2,094	1.09%	59	60.2%
<b>Total</b>	<b>26,247</b>	<b>13.62%</b>		
<b>Dependency/Neglect</b>				
Sexually Abused Child	66	0.03%	13	13.3%
Physically Abused Child	109	0.06%	15	15.3%
Dependency / Neglect	13,707	7.11%	76	77.6%
Termination of Parental Rights	1,040	0.54%	52	53.1%
<b>Total</b>	<b>14,922</b>	<b>7.74%</b>		



## 2012 TENNESSEE JUVENILE COURT STATISTICAL DATA

### Referral and Court Counts

(by Type)

	Referral Count	% of All Referrals	Court Count	% of All Courts
<b>Other Violation Proceedings</b>				
Violation of Pretrial Diversion	204	0.11%	16	16.3%
Violation of Informal Adjustment	88	0.05%	14	14.3%
<b>Total</b>	<b>292</b>	<b>0.16%</b>		
<b>Parentage</b>				
Custody	9,794	5.08%	68	69.4%
Visitation	2,593	1.35%	57	58.2%
Paternity / Legitimation	2,114	1.10%	51	52.0%
Child Support	15,643	8.12%	48	49.0%
<b>Total</b>	<b>30,144</b>	<b>15.65%</b>		
<b>Special Proceedings</b>				
Judicial Review	33,714	17.49%	67	68.4%
Administrative Review	7,222	3.75%	27	27.6%
Foster Care Review	4,918	2.55%	35	35.7%
Request for Medical Treatment	208	0.11%	4	4.1%
Consent to Marry	6	0.00%	5	5.1%
<b>Total</b>	<b>46,068</b>	<b>23.90%</b>		
<b>All Other Referrals</b>				
Other	13,923	7.22%	76	77.6%
<b>Total</b>	<b>13,923</b>	<b>7.22%</b>		
<b>Grand Totals</b>	<b>192,742</b>	<b>100.00%</b>		



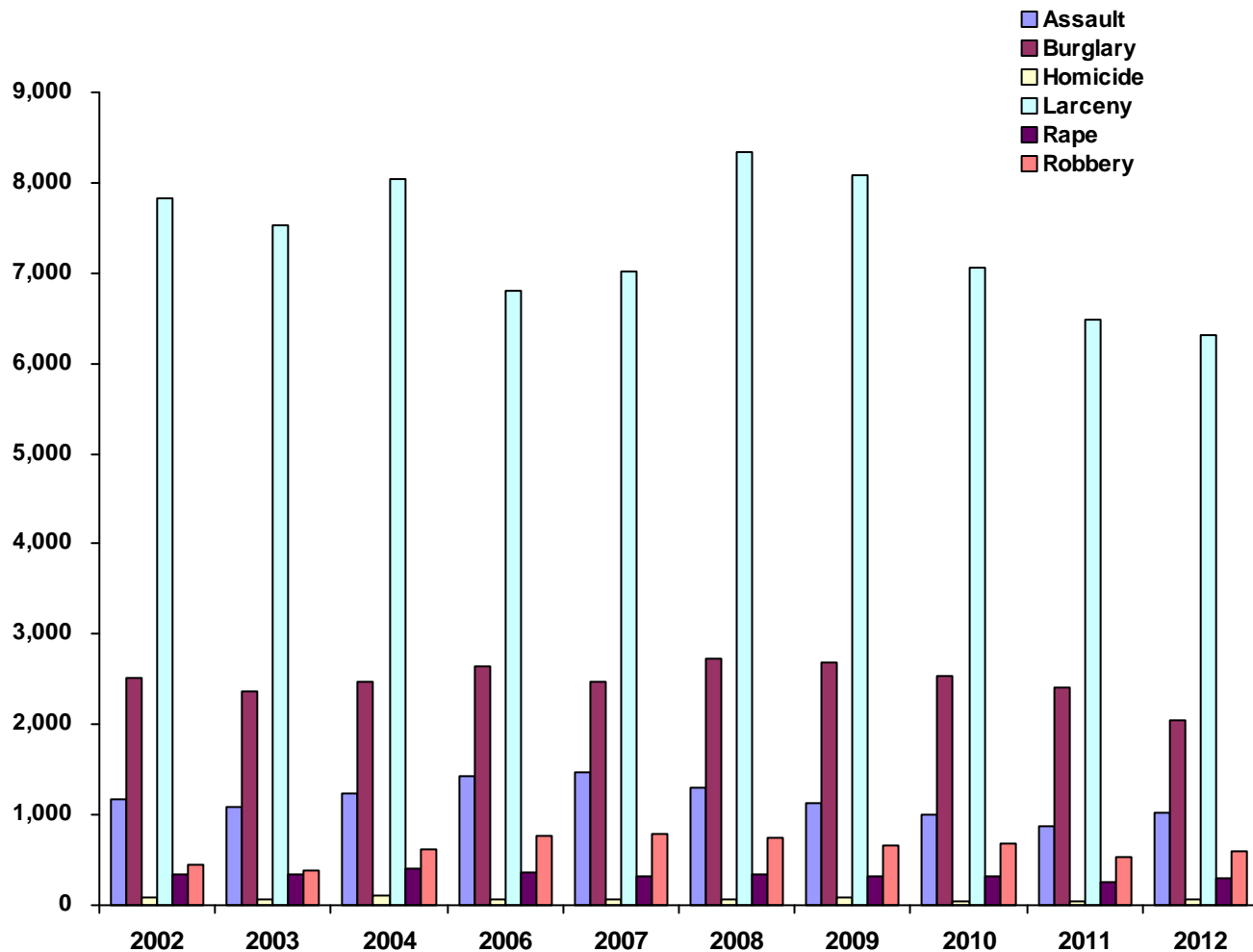
# Trends



# 2012 TENNESSEE JUVENILE COURT STATISTICAL DATA

## Trends Over Time for Calendar Years 2002 - 2012

### Referrals for Aggravated Assault, Burglary, Homicide, Larceny, Rape, Robbery



	2002	2003	2004	2006	2007	2008	2009	2010	2011	2012
Assault	1,178	1,096	1,233	1,423	1,478	1,303	1,129	1,008	882	1,032
Burglary	2,514	2,360	2,472	2,641	2,472	2,732	2,692	2,542	2,419	2,052
Homicide	84	66	104	68	67	62	77	51	48	62
Larceny	7,817	7,521	8,033	6,798	7,020	8,343	8,082	7,057	6,493	6,305
Rape	346	345	396	359	323	347	328	314	253	294
Robbery	457	391	626	771	781	756	657	681	539	607
<b>Totals</b>	<b>12,396</b>	<b>11,779</b>	<b>12,864</b>	<b>12,060</b>	<b>12,141</b>	<b>13,543</b>	<b>12,965</b>	<b>11,653</b>	<b>10,634</b>	<b>10,352</b>

Burglary includes: Aggravated Burglary and Burglary

Homicide includes: Criminal Homicide, First and Second Degree Murder, Aggravated Vehicular Homicide, Vehicular Homicide

Larceny includes: Theft of Property

Rape includes: Aggravated Rape, Rape of a Child and Rape

Robbery includes: Especially Aggravated Robbery, Aggravated Robbery and Robbery

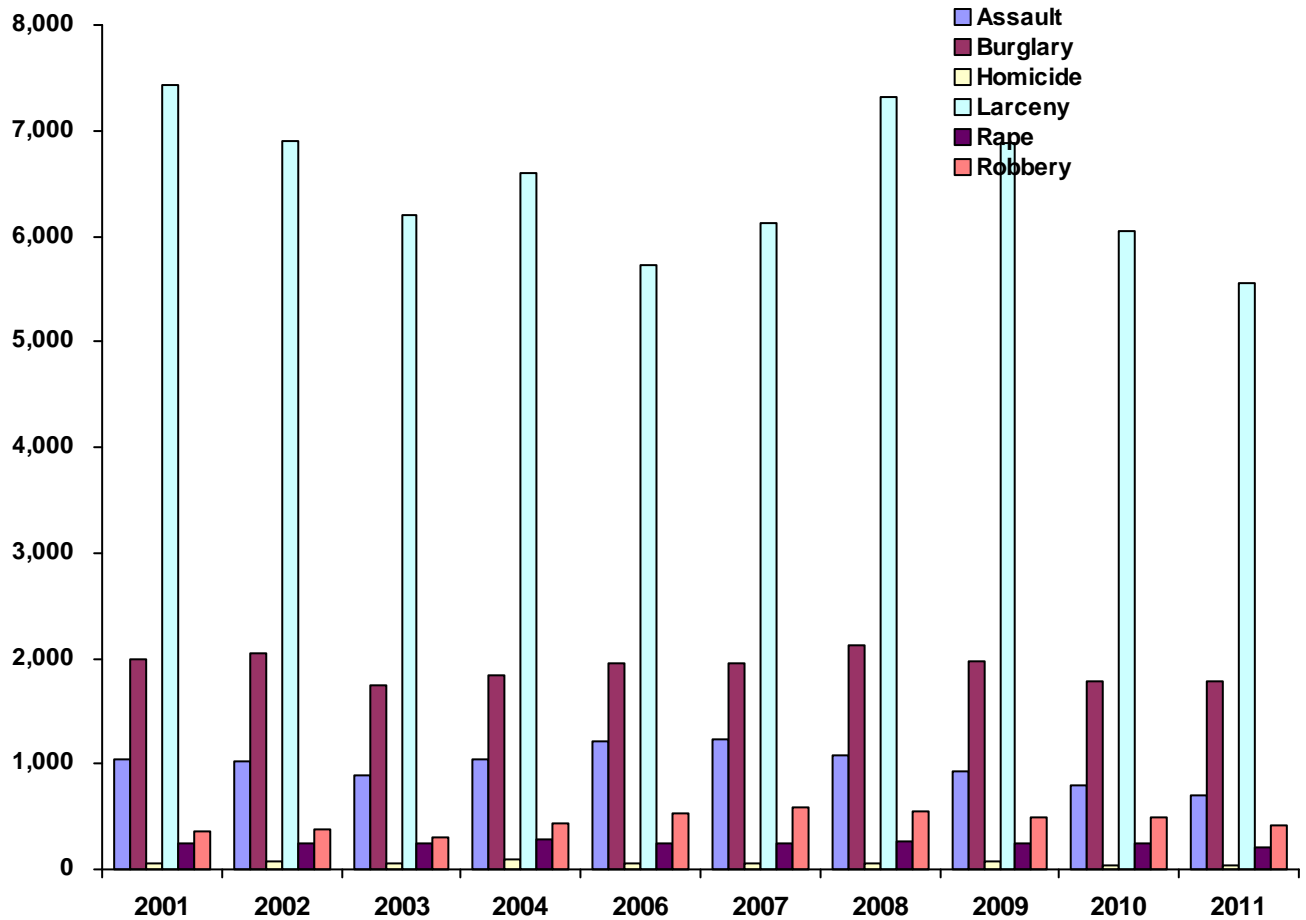
Note: Calendar Year 2005 data has been omitted because not all data was available.



# 2012 TENNESSEE JUVENILE COURT STATISTICAL DATA

## Trends Over Time for Calendar Years 2002 - 2012

### Children Referred for Aggravated Assault, Burglary, Homicide, Larceny, Rape, Robbery



	2001	2002	2003	2004	2006	2007	2008	2009	2010	2011
<b>Assault</b>	1,051	1,019	891	1,040	1,214	1,227	1,073	920	797	709
<b>Burglary</b>	1,999	2,048	1,740	1,845	1,961	1,949	2,131	1,965	1,777	1,774
<b>Homicide</b>	61	84	56	97	62	61	60	74	42	43
<b>Larceny</b>	7,439	6,905	6,206	6,598	5,718	6,119	7,318	6,885	6,056	5,546
<b>Rape</b>	252	252	240	280	244	254	266	239	239	200
<b>Robbery</b>	368	373	306	442	527	595	551	502	487	421
<b>Totals</b>	<b>11,170</b>	<b>10,681</b>	<b>9,439</b>	<b>10,302</b>	<b>9,726</b>	<b>10,205</b>	<b>11,399</b>	<b>10,585</b>	<b>9,398</b>	<b>8,693</b>

Burglary includes: Aggravated Burglary and Burglary

Homicide includes: Criminal Homicide, First and Second Degree Murder, Aggravated Vehicular Homicide, Vehicular Homicide

Larceny includes: Theft of Property

Rape includes: Aggravated Rape, Rape of a Child and Rape

Robbery includes: Especially Aggravated Robbery, Aggravated Robbery and Robbery

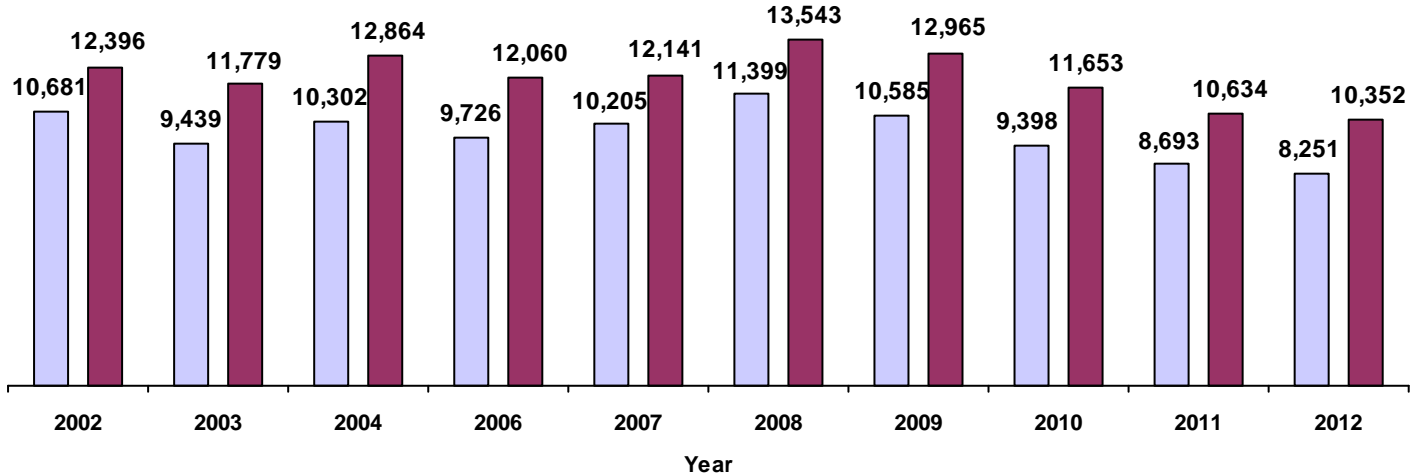
Note: CY 2005 data has been omitted because not all data was available.



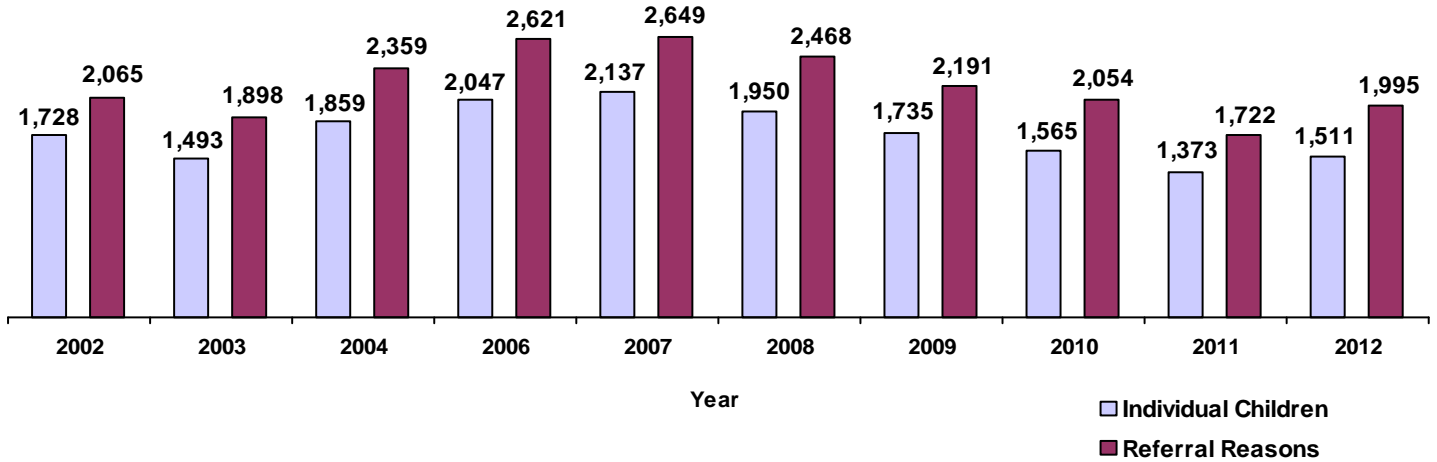
# 2012 TENNESSEE JUVENILE COURT STATISTICAL DATA

## Trends Over Time for Calendar Years 2002 - 2012

**Crime Index by Individual Children and Referrals**  
(Homicide, Robbery, Aggravated Assault, Rape, Larceny, and Burglary)



**Violent Crime Index by Individual Children and Referrals**  
(Homicide, Robbery, Aggravated Assault, and Rape)



Homicide includes: Criminal Homicide, First and Second Degree Murder, Aggravated Vehicular Homicide, Vehicular Homicide  
 Robbery includes: Especially Aggravated Robbery, Aggravated Robbery and Robbery  
 Rape includes: Aggravated Rape, Rape of a Child and Rape  
 Larceny includes: Theft of Property  
 Burglary includes: Aggravated Burglary and Burglary

Note: CY 2005 data has been omitted because not all data was available.

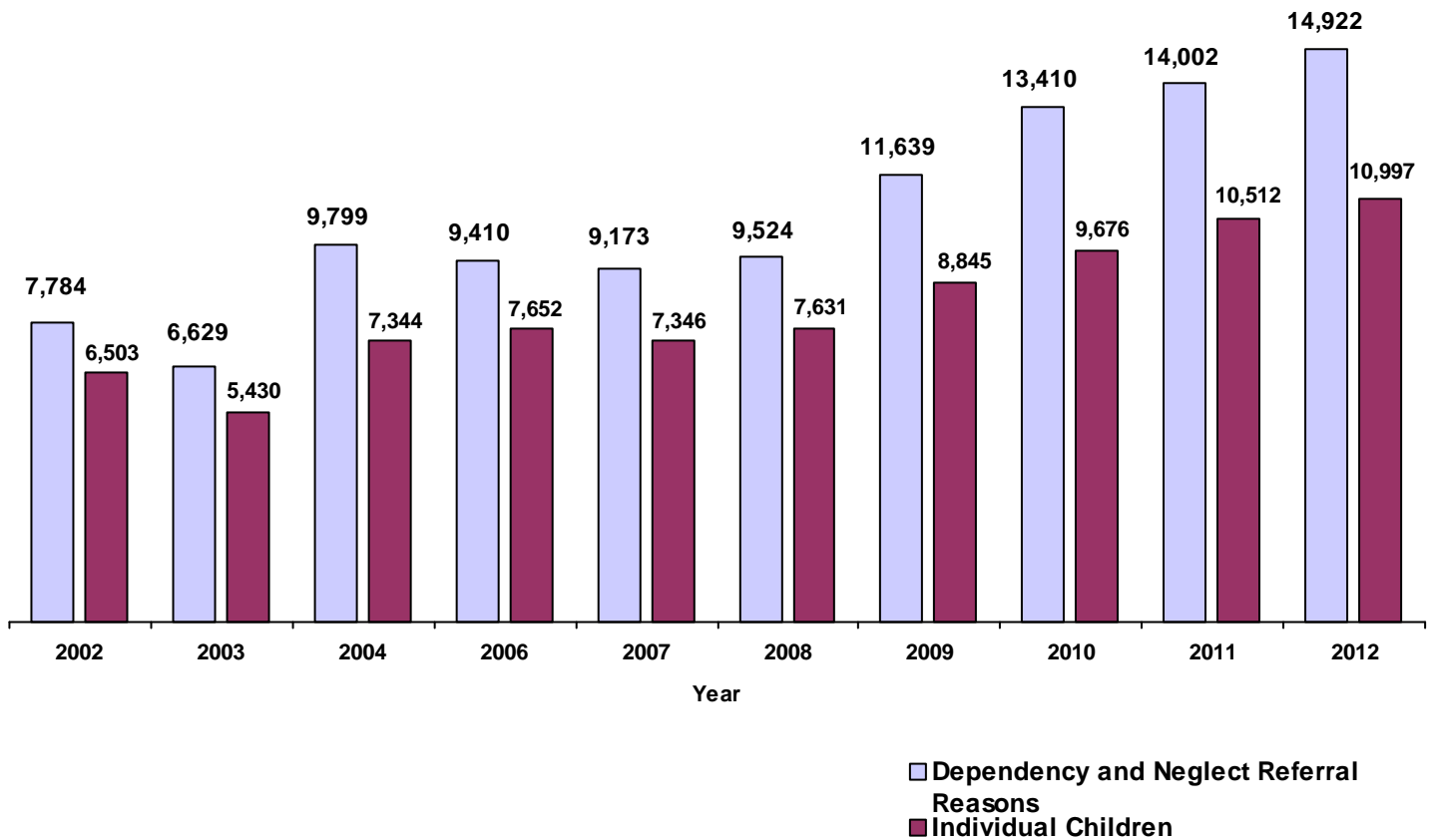


Tennessee Council of Juvenile & Family Court Judges  
 Administrative Office of the Courts

# 2012 TENNESSEE JUVENILE COURT STATISTICAL DATA

## Trends Over Time for Calendar Years 2002 - 2012

### Neglected, Dependent and Abused Referrals and Individual Children Referred



Note: Calendar Year 2005 data has been omitted because not all data was available.

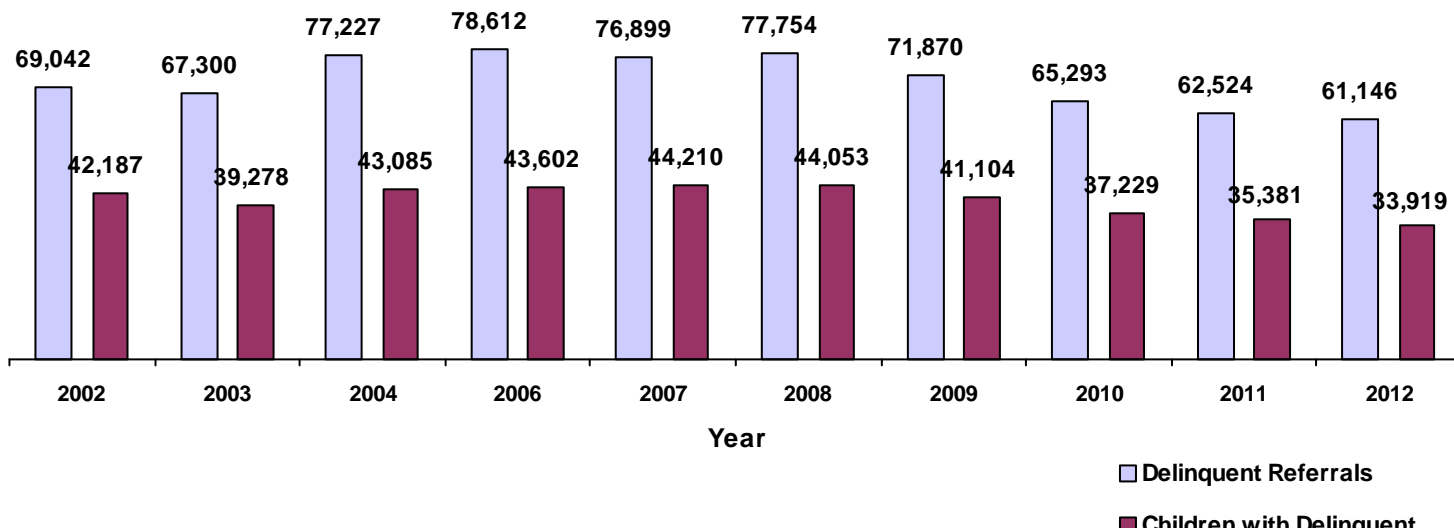


Tennessee Council of Juvenile & Family Court Judges  
Administrative Office of the Courts

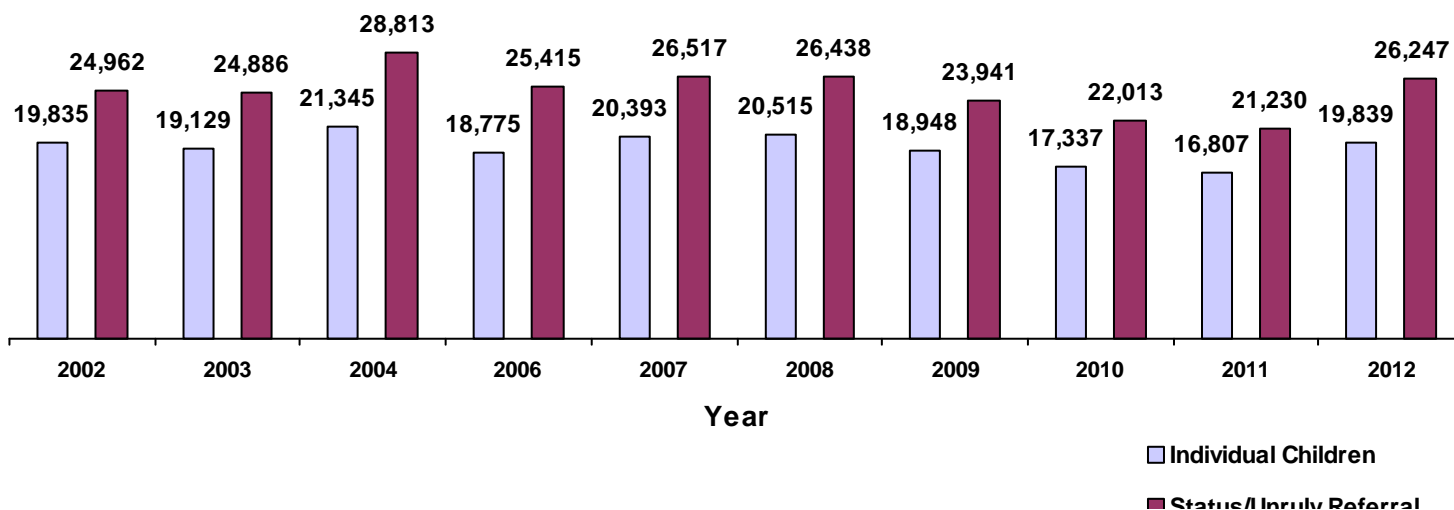
# 2012 TENNESSEE JUVENILE COURT STATISTICAL DATA

## Trends Over Time for Calendar Years 2002 - 2012

### Delinquent Referral Reasons and Individual Children Referred



### Status/Unruly Referral Reasons and Individual Children Referred



Note: Calendar Year 2005 data has been omitted because not all data was available.

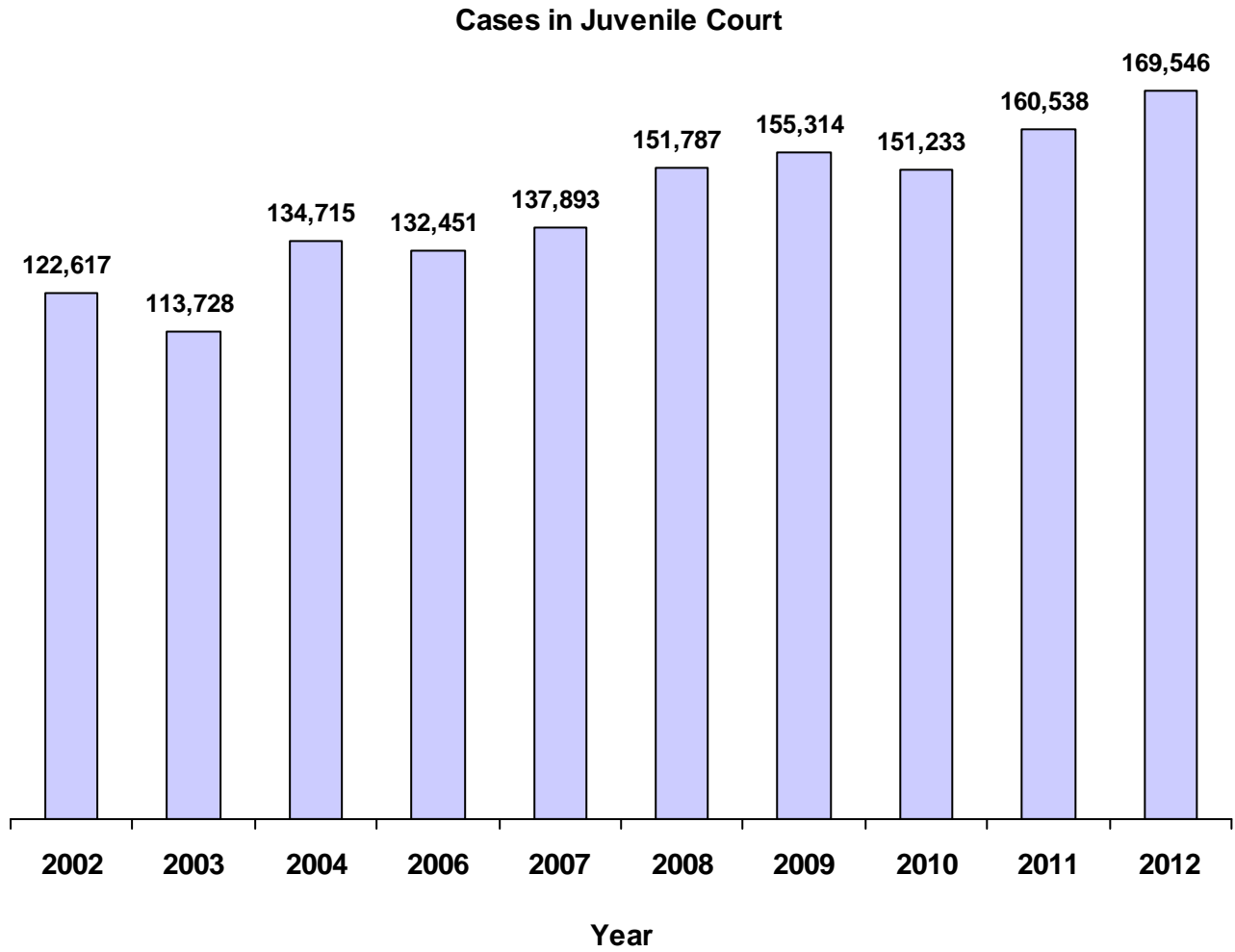


Tennessee Council of Juvenile & Family Court Judges  
 Administrative Office of the Courts



# 2012 TENNESSEE JUVENILE COURT STATISTICAL DATA

## Trends Over Time for Calendar Years 2002 - 2012



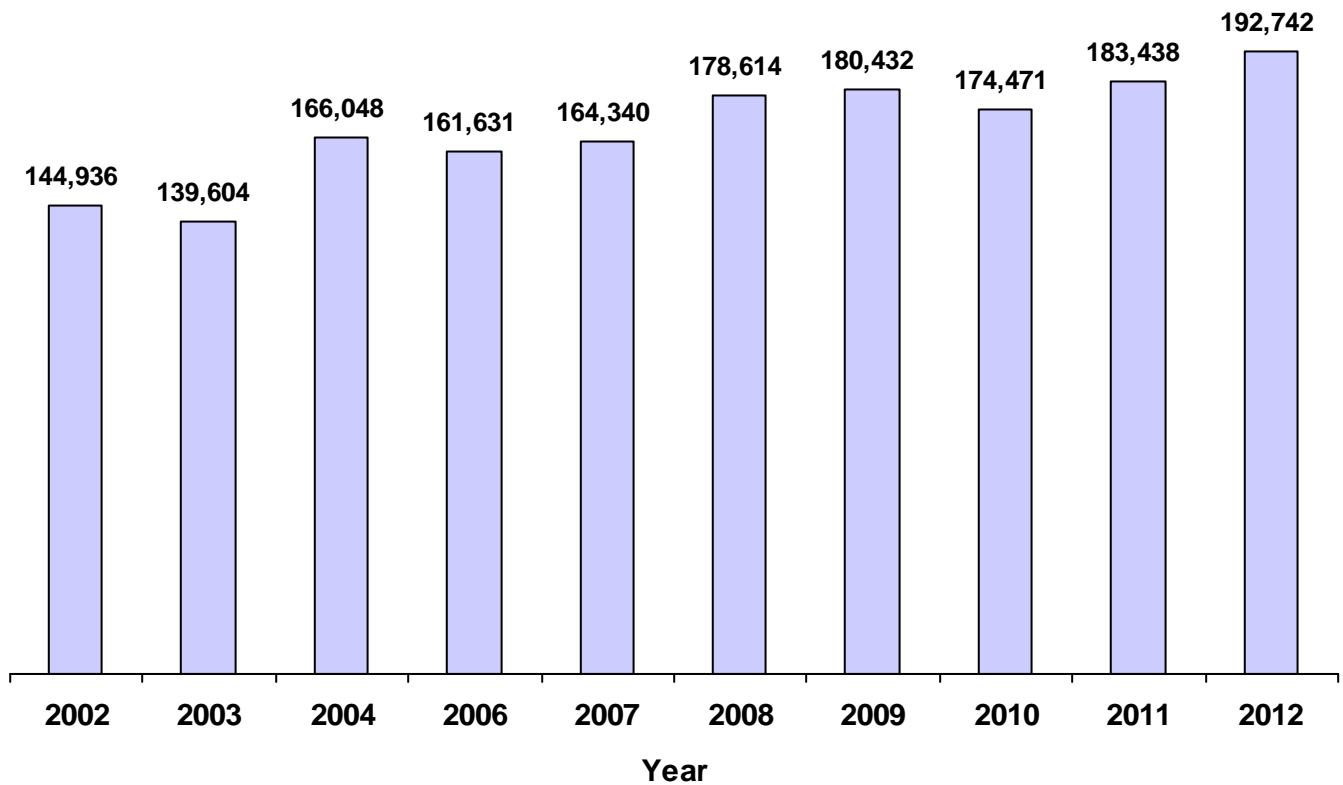
Note: Calendar Year 2005 data has been omitted because not all data was available.



# 2012 TENNESSEE JUVENILE COURT STATISTICAL DATA

## Trends Over Time for Calendar Years 2002 - 2012

### Referrals to Juvenile Court



Note: Calendar Year 2005 data has been omitted because not all data was available.

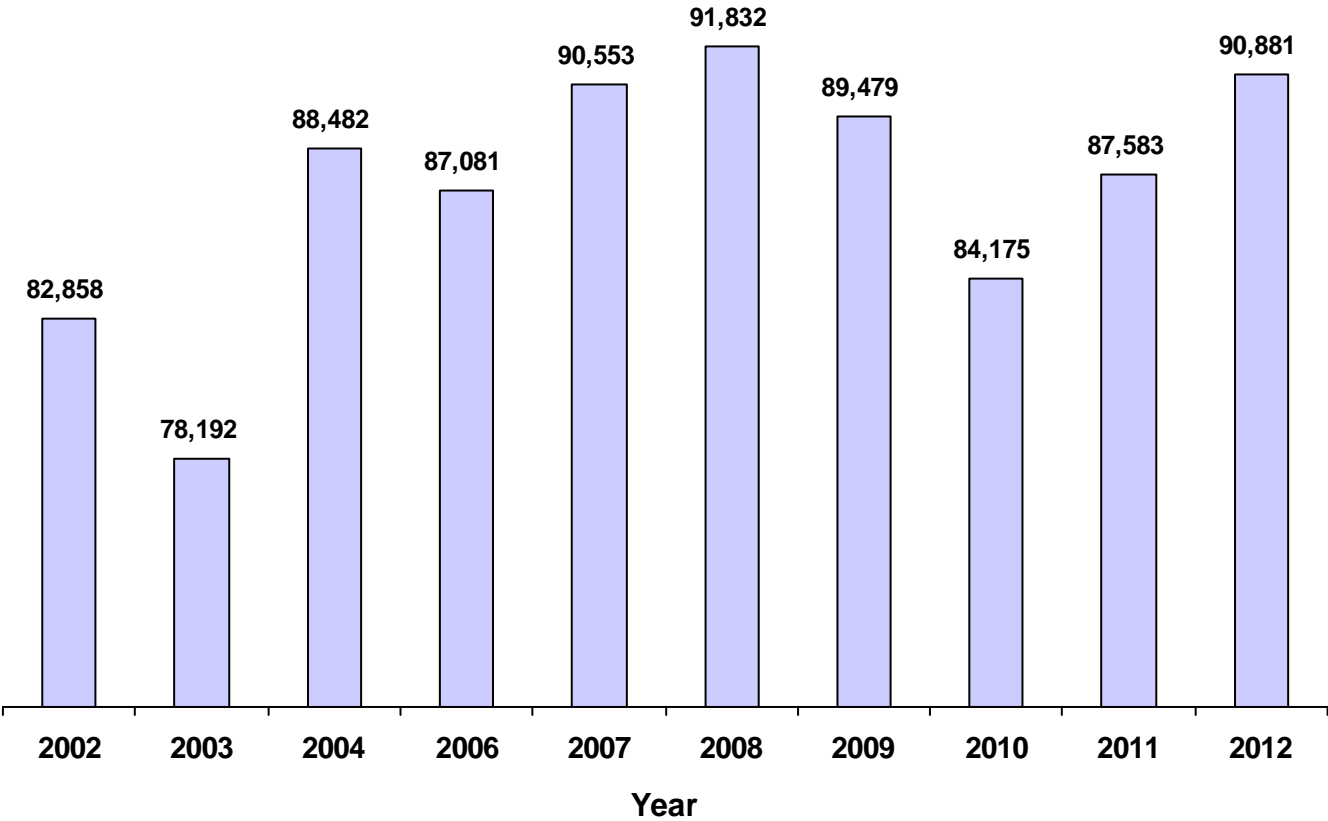


Tennessee Council of Juvenile & Family Court Judges  
Administrative Office of the Courts

2012 TENNESSEE JUVENILE COURT STATISTICAL DATA

Trends Over Time for Calendar Years 2002 - 2012

Children Referred to Tennessee Juvenile Courts



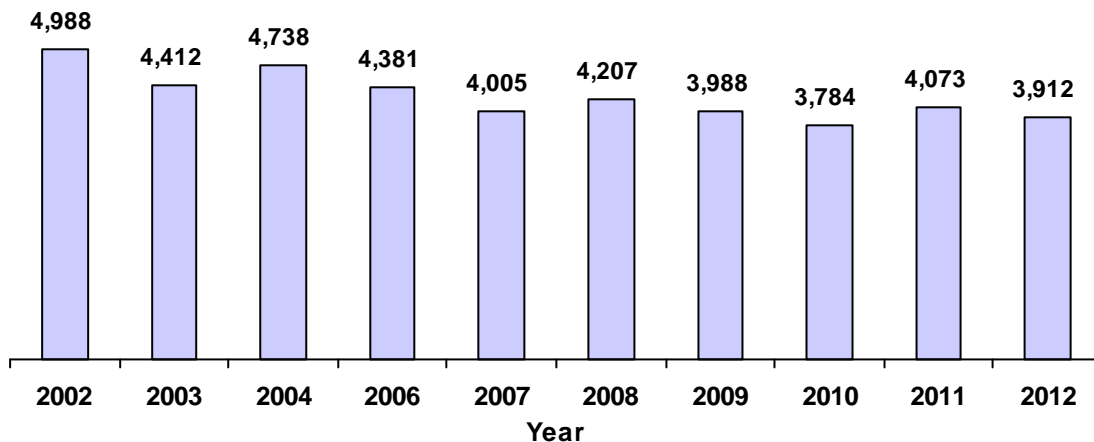
Note: Calendar Year 2005 data has been omitted because not all data was available.



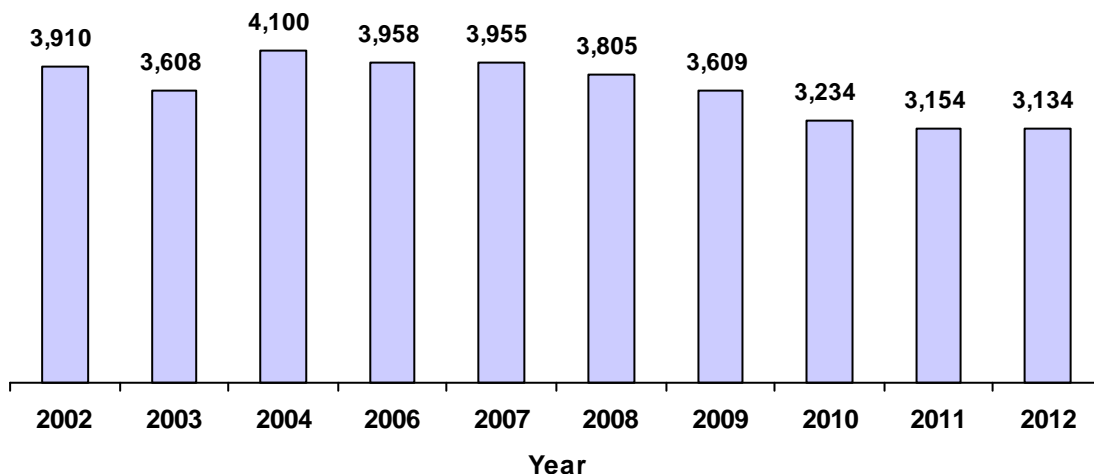
# 2012 TENNESSEE JUVENILE COURT STATISTICAL DATA

## Trends Over Time for Calendar Years 2002 - 2012

**Commitments to Department of Children Services (DCS, DHS, DYD)  
for Secure or Non-Secure Placement with Referrals of  
Delinquent, Status, Dependency or Neglect**



**Children Referred to Juvenile Court with  
Violation of Probation or Violation of Aftercare**



Note: CY 2005 data has been omitted because not all data was available.



# Appendix



## 2012 TENNESSEE JUVENILE COURT STATISTICAL DATA

### Children Under Age 18 Transferred to Adult Court (by Court)

Court	White Male	African American Male	Other Race Male	White Female	African American Female	Other Race Female	Unknown Race or Sex	Total	% of Total
Shelby	3	70	0	1	0	0	0	74	54.8%
Hamilton	2	14	0	0	0	0	0	16	11.9%
Jefferson	4	1	0	2	0	0	0	7	5.2%
Davidson	0	5	0	0	0	0	0	5	3.7%
Madison	0	4	0	0	0	0	1	5	3.7%
Gibson	1	2	0	0	0	0	0	3	2.2%
Montgomery	0	3	0	0	0	0	0	3	2.2%
Cheatham	2	0	0	0	0	0	0	2	1.5%
McMinn	1	0	0	1	0	0	0	2	1.5%
Williamson	0	2	0	0	0	0	0	2	1.5%
Wilson	1	1	0	0	0	0	0	2	1.5%
Bedford	0	1	0	0	0	0	0	1	0.7%
Benton	1	0	0	0	0	0	0	1	0.7%
Cannon	1	0	0	0	0	0	0	1	0.7%
Coffee	1	0	0	0	0	0	0	1	0.7%
Cumberland	1	0	0	0	0	0	0	1	0.7%
Dyer	0	1	0	0	0	0	0	1	0.7%
Fayette	1	0	0	0	0	0	0	1	0.7%
Franklin	1	0	0	0	0	0	0	1	0.7%
Hardeman	0	1	0	0	0	0	0	1	0.7%
Lewis	1	0	0	0	0	0	0	1	0.7%
Robertson	0	1	0	0	0	0	0	1	0.7%
Sumner	1	0	0	0	0	0	0	1	0.7%
Unicoi	0	0	0	1	0	0	0	1	0.7%
Weakley	1	0	0	0	0	0	0	1	0.7%
<b>Totals</b>	<b>23</b>	<b>106</b>	<b>0</b>	<b>5</b>	<b>0</b>	<b>0</b>	<b>1</b>	<b>135</b>	

\* Based on age at time of case disposition



# 2012 TENNESSEE JUVENILE COURT STATISTICAL DATA

## Children Under Age 18 at Time of Referral (by Court)

WM = White Male  
AM = Asian Male  
WF = White Female  
AF = Asian Female  
WU = White Unknown Sex  
AU = Asian Unknown Sex

AAM = African American Male  
MRM = Mixed Race Male  
AAF = African American Female  
MRF = Mixed Race Female  
AAU = African American Unknown Sex  
MRU = Mixed Race Unknown Sex

NAM = Native American Male  
UM = Unknown Race Male  
NAF = Native American Female  
UF = Unknown Race Female  
NAU = Native American Unknown Sex  
UU = Unknown Race Unknown Sex

Court	WM	AAM	NAM	AM	MRM	UM	WF	AAF	NAF	AF	MRF	UF	WU	AAU	NAU	AU	MRU	UU	Total
Anderson	668	49	0	1	4	22	594	32	1	4	8	28	2	1	0	0	0	3	1,417
Bedford	170	24	1	1	2	5	108	16	0	0	1	0	0	0	0	0	0	0	328
Benton	150	5	0	0	0	0	100	3	0	0	2	0	0	0	0	0	0	0	260
Bledsoe	31	10	0	0	7	0	12	0	0	0	0	0	0	0	0	0	0	0	60
Blount	1,323	89	1	2	48	0	1,134	75	0	2	56	0	0	0	0	0	0	0	2,730
Bradley	534	38	0	0	21	8	278	18	0	2	8	3	0	0	0	0	0	0	910
Bristol	375	23	1	0	6	5	235	17	1	0	1	7	0	0	0	0	0	1	672
Campbell	329	4	0	0	0	0	225	0	0	0	0	0	0	0	0	0	0	0	558
Cannon	102	3	0	0	0	0	59	0	0	0	1	0	0	0	0	0	0	0	165
Carroll	104	23	0	0	3	0	38	10	0	0	1	0	0	0	0	0	0	0	179
Carter	445	5	0	0	5	17	376	5	0	0	0	13	0	0	0	0	0	0	866
Cheatham	271	9	0	0	1	34	162	4	1	0	2	36	0	0	0	0	0	5	525
Chester	152	25	0	1	6	3	85	22	0	0	7	3	0	0	0	0	0	0	304
Claiborne	191	1	0	0	4	0	116	2	0	0	2	0	0	0	0	0	0	0	316
Clay	68	3	1	0	3	2	44	1	0	0	2	1	0	0	0	0	0	0	125
Cocke	509	18	1	0	9	10	437	10	2	3	13	4	0	0	0	0	0	0	1,016
Coffee	100	6	0	0	0	0	49	9	0	0	1	0	0	0	0	0	0	0	165
Crockett	61	8	0	0	12	0	14	5	0	0	1	0	0	0	0	0	0	0	101
Cumberland	330	1	0	0	0	0	248	2	0	0	0	0	0	0	0	0	0	0	581
Davidson	1,547	3,115	6	60	131	737	1,452	2,782	2	51	105	724	4	22	0	2	1	136	10,877
Decatur	87	5	0	1	3	0	51	0	0	0	2	0	0	0	0	0	0	0	149
DeKalb	88	4	0	1	2	8	34	0	0	0	0	3	0	0	0	0	0	0	140
Dickson	444	48	1	0	26	128	362	24	0	0	27	160	2	1	0	0	0	21	1,244
Dyer	166	87	0	0	0	3	109	37	0	0	1	7	0	0	0	0	0	5	415
Fayette	99	67	0	0	8	0	63	61	0	0	2	2	0	0	0	0	0	0	302
Fentress	147	7	0	0	3	0	86	1	0	0	2	0	0	0	0	0	0	0	246
Franklin	226	13	0	3	11	0	137	9	0	1	4	0	0	0	0	0	0	0	404
Gibson	370	410	0	0	78	2	311	347	0	1	64	0	0	0	0	0	0	0	1,583
Giles	166	22	0	0	12	0	115	7	0	0	3	0	0	0	0	0	0	0	325
Grainger	222	6	0	0	5	2	206	1	0	0	16	0	0	0	0	0	0	0	458
Greene	341	7	1	0	8	68	168	3	0	0	0	57	0	0	0	0	0	6	659
Grundy	182	2	0	1	1	1	118	0	0	0	0	0	0	0	0	0	0	0	305
Hamblen	468	32	1	1	19	2	326	22	0	0	15	0	0	0	0	0	0	0	886
Hamilton	1,071	1,116	1	4	46	28	890	819	2	3	55	17	0	2	0	0	0	3	4,057
Hancock	30	0	0	0	0	0	26	0	0	0	0	0	0	0	0	0	0	0	56
Hardeman	64	196	0	1	3	36	52	127	0	0	3	30	9	134	0	0	0	62	717
Hardin	123	3	0	0	1	0	87	2	0	0	2	0	0	0	0	0	0	0	218
Hawkins	588	4	0	0	0	6	498	1	0	1	3	1	0	0	0	0	0	0	1,102
Haywood	16	30	0	0	1	0	4	11	0	0	0	0	0	0	0	0	0	0	62
Henderson	262	38	0	0	33	2	197	13	0	0	23	1	0	0	0	0	0	0	569
Henry	213	34	0	0	5	10	129	7	0	0	2	2	0	1	0	0	0	0	403
Hickman	322	12	0	0	4	1	204	6	0	0	1	0	0	0	0	0	0	0	550
Houston	40	0	0	0	2	0	20	1	0	0	1	0	0	0	0	0	0	0	64
Humphreys	232	6	1	0	15	6	194	7	0	0	10	0	0	1	0	0	0	5	477
Jackson	29	0	0	0	0	0	18	0	0	0	0	0	0	0	0	0	0	0	47
Jefferson	613	11	3	0	13	25	471	5	0	0	6	24	2	1	0	0	0	15	1,189
Johnson	208	1	0	0	0	0	146	1	0	0	0	0	0	0	0	0	0	0	356
Johnson City	695	72	2	2	56	35	572	44	3	5	31	52	0	0	0	0	0	9	1,578
Knox	1,620	374	0	3	128	240	1,390	268	0	9	108	234	6	2	0	0	0	78	4,460
Lake	52	29	0	0	7	1	28	8	0	0	0	1	0	0	0	0	0	0	126



# 2012 TENNESSEE JUVENILE COURT STATISTICAL DATA

## Children Under Age 18 at Time of Referral (by Court)

WM = White Male  
AM = Asian Male  
WF = White Female  
AF = Asian Female  
WU = White Unknown Sex  
AU = Asian Unknown Sex

AAM = African American Male  
MRM = Mixed Race Male  
AAF = African American Female  
MRF = Mixed Race Female  
AAU = African American Unknown Sex  
MRU = Mixed Race Unknown Sex

NAM = Native American Male  
UM = Unknown Race Male  
NAF = Native American Female  
UF = Unknown Race Female  
NAU = Native American Unknown Sex  
UU = Unknown Race Unknown Sex

Court	WM	AAM	NAM	AM	MRM	UM	WF	AAF	NAF	AF	MRF	UF	WU	AAU	NAU	AU	MRU	UU	Total
Lauderdale	260	293	1	0	6	10	195	251	1	0	7	2	0	0	0	0	0	0	1,026
Lawrence	383	20	1	1	0	0	296	20	1	2	0	0	0	0	0	0	0	0	724
Lewis	89	0	0	0	0	0	27	0	1	0	0	0	0	0	0	0	0	0	117
Lincoln	254	31	0	0	0	0	142	13	0	0	0	0	0	0	0	0	0	0	440
Loudon	369	6	1	2	4	0	285	4	2	0	1	0	0	0	0	0	0	0	674
Macon	202	2	0	0	0	0	156	2	0	0	0	0	0	0	0	0	0	0	362
Madison	112	259	0	2	2	11	60	103	0	0	4	4	0	0	0	0	0	0	557
Marion	134	13	0	0	4	1	105	3	0	1	1	0	0	0	0	0	0	1	263
Marshall	198	21	0	1	12	1	129	19	0	0	13	0	0	0	0	0	0	0	394
Maury	487	147	0	0	28	25	310	101	0	0	22	36	6	3	0	0	0	13	1,178
McMinn	327	42	2	0	10	0	171	16	0	1	12	0	0	0	0	0	0	0	581
McNairy	109	19	0	0	1	0	34	2	0	0	1	0	0	0	0	0	0	0	166
Meigs	193	3	0	0	1	0	140	1	0	0	0	0	0	0	0	0	0	0	338
Monroe	454	11	0	0	10	10	356	10	0	0	10	3	0	0	0	0	0	0	864
Montgomery	722	416	4	12	39	357	534	298	6	8	44	299	4	3	0	0	0	505	3,251
Moore	38	1	0	0	0	0	12	0	0	0	1	0	0	0	0	0	0	0	52
Morgan	172	0	0	0	2	0	121	0	0	0	4	0	0	0	0	0	0	0	299
Obion	243	87	0	0	7	2	189	84	0	0	4	2	0	1	0	0	0	0	619
Overton	169	0	0	0	2	0	130	0	0	0	1	0	0	0	0	0	0	0	302
Perry	19	2	0	0	3	32	16	1	0	0	1	31	0	0	0	0	0	15	120
Pickett	30	0	0	0	0	0	26	0	0	0	0	0	0	0	0	0	0	0	56
Polk	83	4	0	0	0	0	68	0	0	0	0	0	0	0	0	0	0	0	155
Putnam	483	19	1	1	4	2	307	21	0	0	1	2	1	0	0	0	0	0	842
Rhea	53	1	0	0	1	0	25	0	0	0	0	0	0	0	0	0	0	0	80
Roane	118	8	1	0	4	0	79	2	0	0	1	0	0	0	0	0	0	0	213
Robertson	521	197	0	3	2	208	245	57	0	2	3	122	0	0	0	0	0	6	1,366
Rutherford	485	211	0	13	4	35	324	112	0	6	7	33	0	1	0	0	0	5	1,236
Scott	143	0	0	0	0	0	59	0	0	0	0	0	0	0	0	0	0	0	202
Sequatchie	114	0	1	0	4	1	88	0	0	0	1	0	0	0	0	0	0	0	209
Sevier	809	5	0	3	20	35	620	7	0	2	12	14	1	0	0	0	0	0	1,528
Shelby	1,149	5,831	1	16	110	0	720	3,959	8	22	82	0	0	0	0	0	0	0	11,898
Smith	98	10	0	0	8	1	83	1	0	0	8	0	0	0	0	0	0	0	209
Stewart	115	1	0	0	5	1	95	0	0	0	2	0	0	0	0	0	0	0	219
Sullivan Div I	406	1	0	0	5	1	327	0	0	0	2	0	0	0	0	0	0	0	742
Sullivan Div II	641	51	0	0	1	249	481	37	1	0	2	268	0	0	0	0	0	0	1,731
Sumner	914	143	3	3	82	27	588	88	0	1	56	19	0	0	0	0	0	5	1,929
Tipton	295	160	0	0	2	0	178	97	1	0	1	0	0	0	0	0	0	0	734
Trousdale	105	10	0	0	13	2	70	8	0	0	9	4	2	1	0	0	0	1	225
Unicoi	151	0	0	0	1	2	108	0	0	0	0	1	0	0	0	0	0	0	263
Union	232	2	0	0	0	0	178	2	0	0	0	0	0	0	0	0	0	0	414
Van Buren	45	0	0	1	0	0	19	0	0	0	0	0	0	0	0	0	0	0	65
Warren	306	13	1	0	5	0	216	4	0	0	4	0	0	0	0	0	0	0	549
Washington	288	2	0	1	2	0	169	3	0	0	0	0	0	0	0	0	0	0	465
Wayne	201	0	1	0	6	0	146	1	0	0	3	0	0	0	0	0	0	0	358
Weakley	158	30	0	0	2	13	126	17	0	1	3	12	0	0	0	0	0	1	363
White	104	1	0	0	2	0	60	2	0	0	1	0	0	0	0	0	0	0	170
Williamson	1,008	92	1	12	30	51	582	58	1	6	17	36	11	1	0	0	1	9	1,916
Wilson	930	203	1	1	7	57	559	75	2	0	5	9	0	1	0	0	0	1	1,851
<b>Totals</b>	<b>31,563</b>	<b>14,463</b>	<b>41</b>	<b>154</b>	<b>1,203</b>	<b>2,581</b>	<b>22,732</b>	<b>10,324</b>	<b>36</b>	<b>134</b>	<b>938</b>	<b>2,307</b>	<b>50</b>	<b>176</b>	<b>0</b>	<b>2</b>	<b>2</b>	<b>911</b>	<b>87,617</b>





## 2012 TENNESSEE JUVENILE COURT STATISTICAL DATA

### Referrals (by Type and Age)

	White Male	African American Male	Other Race Male	White Female	African American Female	Other Race Female	Unknown Race or Sex	Total	% of Total Referrals
<b>Delinquent</b>									
Age 10 and Under	965	636	103	728	434	87	42	2,995	1.55%
Age 11	286	250	23	122	116	13	15	825	0.43%
Age 12	582	537	47	215	260	19	23	1,683	0.87%
Age 13	1,137	1,008	45	505	466	39	70	3,270	1.70%
Age 14	1,985	1,723	101	782	740	42	94	5,467	2.84%
Age 15	3,120	2,723	119	1,391	1,091	74	203	8,721	4.52%
Age 16	6,775	3,770	170	3,144	1,320	109	345	15,633	8.11%
Age 17	10,004	4,492	276	4,069	1,469	102	483	20,895	10.84%
Age 18	605	287	23	231	85	9	45	1,285	0.67%
Age 19 and Over	114	109	0	60	79	3	7	372	0.19%
<b>Total</b>	<b>25,573</b>	<b>15,535</b>	<b>907</b>	<b>11,247</b>	<b>6,060</b>	<b>497</b>	<b>1,327</b>	<b>61,146</b>	<b>31.72%</b>
<b>Status</b>									
Age 10 and Under	815	245	37	757	198	28	60	2,140	1.11%
Age 11	218	94	8	167	58	6	30	581	0.30%
Age 12	465	149	24	284	135	18	45	1,120	0.58%
Age 13	717	333	32	511	258	27	88	1,966	1.02%
Age 14	1,132	518	49	869	455	33	122	3,178	1.65%
Age 15	1,682	851	82	1,246	676	68	247	4,852	2.52%
Age 16	2,429	1,099	106	1,541	713	79	249	6,216	3.23%
Age 17	2,375	1,009	87	1,620	648	52	236	6,027	3.13%
Age 18	65	34	4	33	9	0	7	152	0.08%
Age 19 and Over	8	5	0	0	1	0	1	15	0.01%
<b>Total</b>	<b>9,906</b>	<b>4,337</b>	<b>429</b>	<b>7,028</b>	<b>3,151</b>	<b>311</b>	<b>1,085</b>	<b>26,247</b>	<b>13.62%</b>
<b>Dependency and Neglect</b>									
Age 10 and Under	3,860	970	213	3,570	958	192	1,056	10,819	5.61%
Age 11	240	63	9	236	66	7	50	671	0.35%
Age 12	203	65	3	241	64	11	40	627	0.33%
Age 13	212	43	8	219	62	4	44	592	0.31%
Age 14	220	59	11	225	80	7	15	617	0.32%
Age 15	205	69	10	211	76	11	32	614	0.32%
Age 16	170	62	6	208	75	8	33	562	0.29%
Age 17	137	41	7	142	56	5	20	408	0.21%
Age 18	3	0	0	3	0	0	2	8	0.00%
Age 19 and Over	1	1	0	2	0	0	0	4	0.00%
<b>Total</b>	<b>5,251</b>	<b>1,373</b>	<b>267</b>	<b>5,057</b>	<b>1,437</b>	<b>245</b>	<b>1,292</b>	<b>14,922</b>	<b>7.74%</b>

\* Age calculated at time of referral



Tennessee Council of Juvenile & Family Court Judges  
Administrative Office of the Courts

## 2012 TENNESSEE JUVENILE COURT STATISTICAL DATA

### Referrals (by Type and Age)

	White Male	African American Male	Other Race Male	White Female	African American Female	Other Race Female	Unknown Race or Sex	Total	% of Total Referrals
<b>Other Violations</b>									
Age 10 and Under	0	0	0	0	0	0	0	0	0.00%
Age 11	0	0	0	0	0	0	0	0	0.00%
Age 12	3	0	0	0	0	0	0	3	0.00%
Age 13	13	2	1	6	1	0	0	23	0.01%
Age 14	22	4	1	11	0	0	1	39	0.02%
Age 15	30	0	0	22	1	0	0	53	0.03%
Age 16	32	1	0	23	2	0	0	58	0.03%
Age 17	57	8	0	29	6	1	1	102	0.05%
Age 18	8	0	2	3	1	0	0	14	0.01%
Age 19 and Over	0	0	0	0	0	0	0	0	0.00%
<b>Total</b>	<b>165</b>	<b>15</b>	<b>4</b>	<b>94</b>	<b>11</b>	<b>1</b>	<b>2</b>	<b>292</b>	<b>0.15%</b>
<b>Special Proceedings</b>									
Age 10 and Under	12,984	3,943	776	11,539	3,317	759	4,968	38,286	19.86%
Age 11	867	314	39	766	213	51	258	2,508	1.30%
Age 12	1,011	327	63	730	253	26	227	2,637	1.37%
Age 13	1,251	381	68	976	270	40	222	3,208	1.66%
Age 14	1,720	429	78	1,220	305	63	220	4,035	2.09%
Age 15	2,194	517	85	1,511	361	81	224	4,973	2.58%
Age 16	3,117	648	84	1,882	429	83	236	6,479	3.36%
Age 17	3,695	752	113	2,285	371	72	232	7,520	3.90%
Age 18	1,018	223	31	401	81	19	56	1,829	0.95%
Age 19 and Over	2,113	699	11	1,118	167	5	624	4,737	2.46%
<b>Total</b>	<b>29,970</b>	<b>8,233</b>	<b>1,348</b>	<b>22,428</b>	<b>5,767</b>	<b>1,199</b>	<b>7,267</b>	<b>76,212</b>	<b>39.54%</b>
<b>All Other Referrals</b>									
Age 10 and Under	1,807	691	172	1,738	727	167	1,054	6,356	3.30%
Age 11	126	52	11	103	51	4	54	401	0.21%
Age 12	117	90	12	121	52	5	51	448	0.23%
Age 13	210	126	16	143	83	8	54	640	0.33%
Age 14	285	160	10	199	121	9	31	815	0.42%
Age 15	368	265	16	204	174	10	58	1,095	0.57%
Age 16	589	319	22	287	159	18	63	1,457	0.76%
Age 17	691	395	34	341	171	17	92	1,741	0.90%
Age 18	255	104	19	78	52	3	35	546	0.28%
Age 19 and Over	118	151	3	78	43	3	28	424	0.22%
<b>Total</b>	<b>4,566</b>	<b>2,353</b>	<b>315</b>	<b>3,292</b>	<b>1,633</b>	<b>244</b>	<b>1,520</b>	<b>13,923</b>	<b>7.22%</b>
<b>Grand Total</b>	<b>75,431</b>	<b>31,846</b>	<b>3,270</b>	<b>49,146</b>	<b>18,059</b>	<b>2,497</b>	<b>12,493</b>	<b>192,742</b>	<b>100.00%</b>

\* Age calculated at time of referral

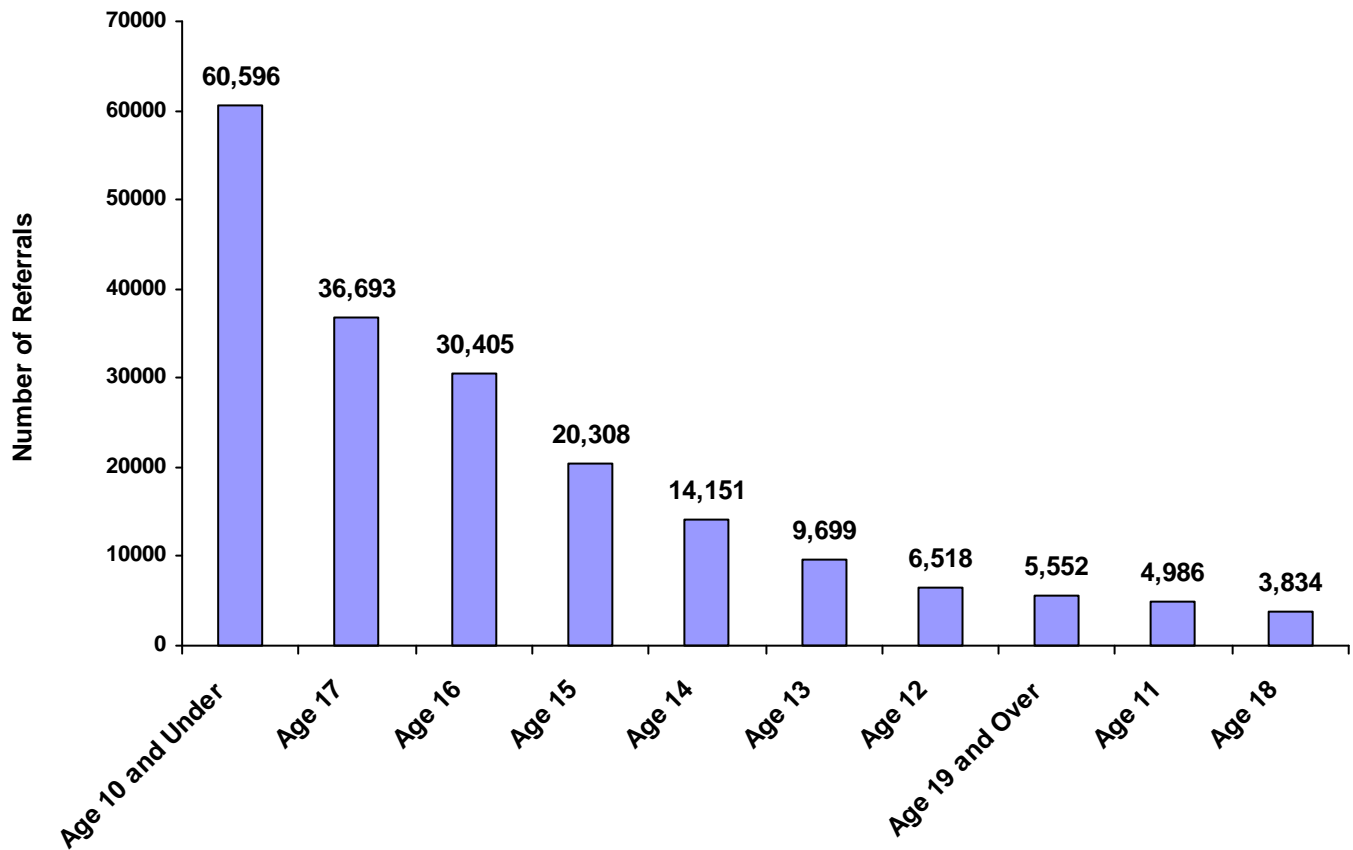


Tennessee Council of Juvenile & Family Court Judges  
Administrative Office of the Courts

## 2012 TENNESSEE JUVENILE COURT STATISTICAL DATA

### Referrals (by Age)

	White Male	African American Male	Other Race Male	White Female	African American Female	Other Race Female	Unknown Race or Sex	Total	% of Total Referrals
Age 10 and Under	20,431	6,485	1,301	18,332	5,634	1,233	7,180	<b>60,596</b>	<b>31.44%</b>
Age 11	1,737	773	90	1,394	504	81	407	<b>4,986</b>	<b>2.59%</b>
Age 12	2,381	1,168	149	1,591	764	79	386	<b>6,518</b>	<b>3.38%</b>
Age 13	3,540	1,893	170	2,360	1,140	118	478	<b>9,699</b>	<b>5.03%</b>
Age 14	5,364	2,893	250	3,306	1,701	154	483	<b>14,151</b>	<b>7.34%</b>
Age 15	7,599	4,425	312	4,585	2,379	244	764	<b>20,308</b>	<b>10.54%</b>
Age 16	13,112	5,899	388	7,085	2,698	297	926	<b>30,405</b>	<b>15.77%</b>
Age 17	16,959	6,697	517	8,486	2,721	249	1,064	<b>36,693</b>	<b>19.04%</b>
Age 18	1,954	648	79	749	228	31	145	<b>3,834</b>	<b>1.99%</b>
Age 19 and Over	2,354	965	14	1,258	290	11	660	<b>5,552</b>	<b>2.88%</b>
<b>Totals</b>	<b>75,431</b>	<b>31,846</b>	<b>3,270</b>	<b>49,146</b>	<b>18,059</b>	<b>2,497</b>	<b>12,493</b>	<b>192,742</b>	



## 2012 TENNESSEE JUVENILE COURT STATISTICAL DATA

### Top 4 Referral Reasons

(by Sex, Race, and Type)

Sex	Race	Referral Type	Referral Reason	Total
Male	White	Delinquent	1. Traffic	7,232
			2. Violation of Probation	2,336
			3. Theft of Property	2,153
			4. Assault	1,907
		Status	1. Truancy	3,739
			2. Possession of Tobacco Products	2,120
			3. Unruly Behavior	1,781
			4. In-State Runaway	1,098
		Dependency and Neglect	1. Dependency / Neglect	4,801
			2. Termination of Parental Rights	391
			3. Physically Abused Child	35
			4. Sexually Abused Child	24
		Other Violations	1. Violation of Pretrial Diversion	118
			2. Violation of Informal Adjustment	47
		Special Proceedings	1. Judicial Review	15,479
			2. Child Support	4,768
			3. Custody	3,395
			4. Administrative Review	3,260
		Other	1. Other	4,566
Male	African American	Delinquent	1. Assault	1,865
			2. Theft of Property	1,782
			3. Disorderly Conduct	1,509
			4. Traffic	1,242
		Status	1. In-State Runaway	1,300
			2. Truancy	1,185
			3. Unruly Behavior	828
			4. Violation of Curfew	662
		Dependency and Neglect	1. Dependency / Neglect	1,322
			2. Termination of Parental Rights	32
			3. Physically Abused Child	18
			4. Sexually Abused Child	1
		Other Violations	1. Violation of Pretrial Diversion	12
			2. Violation of Informal Adjustment	3
		Special Proceedings	1. Judicial Review	2,444
			2. Child Support	2,384
			3. Custody	1,233
			4. Administrative Review	827
		Other	1. Other	2,353
Male	Other Race	Delinquent	1. Traffic	129
			2. Contempt of Court	127
			3. Violation of Probation	96
			4. Assault	88
		Status	1. Truancy	145
			2. Unruly Behavior	114
			3. In-State Runaway	88
			4. Violation of Curfew	36
		Dependency and Neglect	1. Dependency / Neglect	235
			2. Termination of Parental Rights	32
		Other Violations	1. Violation of Informal Adjustment	2
			2. Violation of Pretrial Diversion	2
		Special Proceedings	1. Judicial Review	600
			2. Custody	218
			3. Child Support	179
			4. Foster Care Review	143
		Other	1. Other	315



## 2012 TENNESSEE JUVENILE COURT STATISTICAL DATA

### Top 4 Referral Reasons

(by Sex, Race, and Type)

Sex	Race	Referral Type	Referral Reason	Total
Female	White	Delinquent	1. Traffic	3,928
			2. Theft of Property	1,176
			3. Contempt of Court	1,044
			4. Assault	1,019
		Status	1. Truancy	3,269
			2. Unruly Behavior	1,378
			3. In-State Runaway	1,322
			4. Possession of Tobacco Products	435
		Dependency and Neglect	1. Dependency / Neglect	4,544
			2. Termination of Parental Rights	436
			3. Physically Abused Child	40
			4. Sexually Abused Child	37
		Other Violations	1. Violation of Pretrial Diversion	60
			2. Violation of Informal Adjustment	34
		Special Proceedings	1. Judicial Review	10,601
			2. Child Support	3,810
			3. Custody	3,167
			4. Administrative Review	2,057
		Other	1. Other	3,292
			<hr/>	
Female	African American	Delinquent	1. Assault	1,282
			2. Disorderly Conduct	1,212
			3. Theft of Property	953
			4. Contempt of Court	681
		Status	1. In-State Runaway	1,361
			2. Truancy	851
			3. Unruly Behavior	575
			4. Violation of Curfew	274
		Dependency and Neglect	1. Dependency / Neglect	1,397
			2. Termination of Parental Rights	27
		Other Violations	3. Physically Abused Child	13
			1. Violation of Pretrial Diversion	9
		Special Proceedings	2. Violation of Informal Adjustment	2
			1. Child Support	1,802
			2. Custody	1,048
			3. Judicial Review	1,013
		Other	4. Administrative Review	768
			1. Other	1,633
		<hr/>		
		Female	Other Race	Delinquent
2. Traffic	86			
3. Assault	59			
4. Theft of Property	53			
Status	1. Truancy			101
	2. In-State Runaway			88
	3. Unruly Behavior			75
	4. Violation of Curfew			22
Dependency and Neglect	1. Dependency / Neglect			217
	2. Termination of Parental Rights			24
	3. Sexually Abused Child			4
Other Violations	1. Violation of Pretrial Diversion			1
	Special Proceedings			1. Judicial Review
2. Custody				228
3. Child Support				197
4. Foster Care Review				138
Other	1. Other			244



## 2012 TENNESSEE JUVENILE COURT STATISTICAL DATA

### Top 4 Referral Reasons

(by Sex, Race, and Type)

Sex	Race	Referral Type	Referral Reason	Total
Unknown	Unknown	Delinquent	1. Traffic	451
			2. Theft of Property	119
			3. Assault	110
			4. Disorderly Conduct	91
		Status	1. In-State Runaway	447
			2. Truancy	344
			3. Unruly Behavior	172
			4. Violation of Curfew	66
		Dependency and Neglect	1. Dependency / Neglect	1,191
			2. Termination of Parental Rights	98
			3. Physically Abused Child	3
		Other Violations	1. Violation of Pretrial Diversion	2
			Special Proceedings	1. Judicial Review
		2. Child Support		2,503
		3. Custody		505
		4. Foster Care Review		350
Other	1. Other	1,520		



## 2012 TENNESSEE JUVENILE COURT STATISTICAL DATA

### Cases for Children Under Age 18 Transferred to Adult Court

Court	White Male	African American Male	Other Race Male	White Female	African American Female	Other Race Female	Unknown Race or Sex	Total	% of Total
Shelby	4	86	0	1	0	0	0	91	56.5%
Hamilton	3	17	0	0	0	0	0	20	12.4%
Jefferson	5	1	0	2	0	0	0	8	5.0%
Davidson	0	7	0	0	0	0	0	7	4.3%
Madison	0	6	0	0	0	0	1	7	4.3%
Gibson	1	2	0	0	0	0	0	3	1.9%
Montgomery	0	3	0	0	0	0	0	3	1.9%
Cheatham	2	0	0	0	0	0	0	2	1.2%
McMinn	1	0	0	1	0	0	0	2	1.2%
Williamson	0	2	0	0	0	0	0	2	1.2%
Wilson	1	1	0	0	0	0	0	2	1.2%
Bedford	0	1	0	0	0	0	0	1	0.6%
Benton	1	0	0	0	0	0	0	1	0.6%
Cannon	1	0	0	0	0	0	0	1	0.6%
Coffee	1	0	0	0	0	0	0	1	0.6%
Cumberland	1	0	0	0	0	0	0	1	0.6%
Dyer	0	1	0	0	0	0	0	1	0.6%
Fayette	1	0	0	0	0	0	0	1	0.6%
Franklin	1	0	0	0	0	0	0	1	0.6%
Hardeman	0	1	0	0	0	0	0	1	0.6%
Lewis	1	0	0	0	0	0	0	1	0.6%
Robertson	0	1	0	0	0	0	0	1	0.6%
Sumner	1	0	0	0	0	0	0	1	0.6%
Unicoi	0	0	0	1	0	0	0	1	0.6%
Weakley	1	0	0	0	0	0	0	1	0.6%
<b>Totals</b>	<b>26</b>	<b>129</b>	<b>0</b>	<b>5</b>	<b>0</b>	<b>0</b>	<b>1</b>	<b>161</b>	

\* Based on age at time of case disposition



# Glossary





## 2011 TENNESSEE JUVENILE COURT STATISTICAL DATA

<b>Abuse</b>	When a child is suffering from, has sustained, or may be in immediate danger of suffering from or sustaining a wound; injury; disability; or physical or mental condition caused by brutality, neglect, or other action or inaction of a parent, relative, guardian, or caretaker.
<b>Adoptive Parent</b>	“Adoptive parent(s)” means the person(s) who have been made the legal parents of a child by the entry of an order of adoption under this part or under the provisions of the laws of any state, territory or foreign country. T.C.A. § 36-1-102(7).
<b>Adjudication</b>	Judicial fact finding determination (judgment) of a case (e.g., guilty or not guilty).
<b>Aftercare</b>	The supervision given to a child for a limited period of time after they are released from commitment to a state agency.
<b>Biological Parent</b>	Person, either man or woman, who physically or genetically conceived the child who is the subject of an adoption or termination proceedings.
<b>Burglary</b>	The unlawful entry of a structure to commit a felony or a theft.
<b>CASA</b>	Court Appointed Special Advocate (usually volunteers) who serve to ensure that the needs and interests of a child in child protection judicial proceedings are fully protected.
<b>CSA</b>	Community Service Agency (CSA): Quasi-governmental agencies which contract with the Department of Children’s Services to provide needed services to families and children within the community. Each region within the Department of Children’s Services is served by a different CSA.
<b>Case</b>	All Referral Reasons/Charges reported to the court (via complaint, petition, motion, etc.) on a given day for a given child.



## 2011 TENNESSEE JUVENILE COURT STATISTICAL DATA

<b>Child(ren)</b>	“Child” or “children” means any person or persons under eighteen (18) years of age. T.C.A. § 36-1-102(13). A person 18 years or older may not be committed to or remain in the custody of the Department of Children’s Services by virtue of being adjudicated dependent and neglected or unruly. T.C.A. § 37-1-102(4) (C).
<b>Commitment</b>	A decision by the judge that a child should be sent to a state agency for monitoring or care of the child.
<b>Contempt of Court</b>	A willful disobedience of a court order or willful interference with the administration of justice.
<b>Court</b>	Chancery, circuit, or general sessions court, including juvenile, probate and criminal court. Often the term court is used interchangeably with judge or magistrate, as in the statement, “The lawyer presented evidence to the Court”.
<b>Crime Index</b>	Includes homicide, robbery, aggravated assault, rape, larceny and burglary.
<b>Custody</b>	Control and actual physical care of the child; includes the right and responsibility to provide for physical, mental, moral and emotional well being of the child. Custody does not exist by virtue of mere physical possession of the child. T.C.A. § 37-1-102(8).
<b>DCS</b>	The Tennessee Department of Children’s Services.
<b>Delinquency</b>	Acts or conduct in violation of criminal law.
<b>Delinquent Act</b>	An act committed by a juvenile that, if committed by an adult, would require prosecution in a criminal court. Because the act is committed by a juvenile it falls within the jurisdiction of the juvenile court.
<b>Dependency Case</b>	Those cases covering neglect or inadequate care on the part of a parent or guardian, such as abandonment or desertion; abuse or cruel treatment; improper or inadequate conditions in the home; and insufficient care or support resulting from death, absence, or physical or mental incapacity of the parent(s).



## 2011 TENNESSEE JUVENILE COURT STATISTICAL DATA

<b>Detention</b>	The placement of youth in a restrictive facility between referral to court and the first court hearing (Detention Hearing). Also, a youth may be placed in a detention facility at different points as a case progresses through the juvenile justice system.
<b>Disposition</b>	Definitive action taken or treatment plan decided upon regarding a particular case. (e.g., a course of treatment and rehabilitation).
<b>Disposition Date</b>	The date that the disposition (outcome) or the informal adjustment of each referral took place. This is the date on which all reports produced by TCJFCJ are based.
<b>Foster Care</b>	The temporary placement of a child in the custody of the Department of Children's Services or any agency or institution, whether public or private, for care outside the home of a parent or relative, by blood or marriage, of the child, whether the placement is by court order, voluntary placement agreement, surrender of parental rights or otherwise. T.C.A. § 37-1-102 (b) (15).
<b>Forest Care Review Board</b>	A board of citizen volunteers appointed by the juvenile court to periodically review foster care cases. The board serves the quasi-judicial function of advising the court concerning the status of the permanency process of each child in foster care. Depending on the jurisdiction, the board may review the cases of a delinquent or status offender in addition to abused and neglected children.
<b>Foster Parent</b>	“Foster parent” means, for purposes other than Kinship Foster Care Program as defined in T.C.A. § 37-2-414, a person who has been trained and approved by the department or licensed child-placing agency to provide full-time temporary out-of-home care at a private residence for a child or children who have been placed in foster care, or in the case of a child or children placed for adoption, a person who has provided care for the child or children for a period of six (6) months or longer in the absence of a power of attorney or court order. T.C.A. § 37-1-102(b) (16).



## 2011 TENNESSEE JUVENILE COURT STATISTICAL DATA

<b>Guardian</b>	“Guardian(s)” or “co-guardian(s)” means a person or persons or an entity, other than the parent of a child, appointed by a court or defined by law specifically as “guardian” or “co-guardian” or “conservator” to provide supervision, protection for and care for the person or property, or both, of a child or adult. T.C.A. § 36-1-102(24) (A).
<b>Guardian Ad Litem</b>	In juvenile court, an attorney appointed by the court to represent the best interests of a child. See Tennessee Supreme Court Rule 40.
<b>Informal Adjustment</b>	A non-judicial procedure whereby the juvenile court staff, subject to court approval, makes the decision to attempt to remedy the situation alleged in the referral by giving counsel and advice to the parent(s) and child. This is a voluntary agreement in which no official finding of fact is made. Informal adjustments may be initiated with or without a petition.
<b>Institution</b>	Juvenile correctional or rehabilitation center.
<b>Intake</b>	Initial processing department that screens all referred cases. The intake department may decide to dismiss the case for lack of legal sufficiency or to resolve the matter formally or informally.
<b>Judge</b>	An elected or appointed person/individual presiding over the juvenile court proceedings.
<b>Jurisdiction</b>	The power and authority of a court to hear a case or controversy, and the power to render a decision or judgment.
<b>Juvenile</b>	Any individual under the chronological age of eighteen (18) who has not been previously transferred to adult court.
<b>Juvenile Court</b>	Court dealing with juveniles includes general sessions courts and some chancery courts in Tennessee except in those counties and municipalities in which special juvenile courts are provided by law.
<b>Larceny/Theft</b>	The unlawful taking, carrying, leading, or riding away of property from the possession of another.



## 2011 TENNESSEE JUVENILE COURT STATISTICAL DATA

<b>Magistrate</b>	An individual, licensed to practice law in Tennessee, who is appointed by the judge to hear cases. A magistrate has the same authority as the judge to issue any and all process. The magistrate in the conduct of the proceedings has the powers of a trial judge. T.C.A. § 37-1-107.
<b>Motion</b>	Oral or written request made before, during, or after court hearings on which a court issues a ruling or order.
<b>Paternity</b>	Determination of who is the father of a child.
<b>Petition</b>	A document filed in a juvenile court alleging that a juvenile is a delinquent or status offender, or on the child's behalf and asking that the court assume jurisdiction over the juvenile, or juvenile's case.
<b>Pretrial Diversion</b>	A procedure similar in nature to informal adjustment, with no official finding as to guilt, except that a judge or magistrate must approve any agreement.
<b>Probation</b>	Supervision of the child to monitor behavior after finding of guilt.
<b>Referee/Magistrate</b>	An individual, licensed to practice law in Tennessee, who is appointed by the judge to hear cases. A referee/magistrate has the same authority and powers as the judge to issue process and conduct proceedings.
<b>Referral Date</b>	The date the child was referred to the court on the current referral reason/charges.
<b>Referral Source</b>	The agency or individual filing a complaint with intake that initiates court proceedings.
<b>Retired or Nolle Prosequi</b>	When a case is retired after having remained open due to some condition, or the prosecuting attorney makes a formal entry on record that he/she will not prosecute the case further (Nolle Prosequi means unwilling to pursue).
<b>Review Hearing</b>	Held by the juvenile court to review dispositions and to determine the need to maintain placement in out-of-home care and/or jurisdiction of a child.



## 2011 TENNESSEE JUVENILE COURT STATISTICAL DATA

<b>Robbery</b>	The taking or attempting to take anything of value from the care, custody, or control of a person or persons by force or threat of force or violence and/or by putting the victim in fear.
<b>Status/Unruly Offenses</b>	Includes acts or types of conduct that are offenses only when committed or engaged in by a juvenile; these can only be adjudicated by a juvenile court.
<b>Termination of Parental Rights</b>	A legal proceeding forever severing all legal rights and obligations of the parent so that others may adopt the child.
<b>Truant</b>	A child who willfully and unjustifiably fails to attend school when attendance is required by law.
<b>Violent Crime Index</b>	Includes referrals for homicide, robbery, forcible rape and aggravated assault.
<b>YSO</b>	Youth Services Officer. An official of the court whose duties include, but are not limited to, juvenile court intake, pre-hearing investigations, referral, supervision, detention screenings, counseling, and/or record keeping.

