

2008

State of Tennessee

Annual Juvenile Court Statistical Report

Gibson County Breakdown

TABLE OF CONTENTS

Report Numbers Listed Below are shown at the Bottom of each Report, followed by the Report Page Number

	Report Number
Juvenile Court Referral Process	
Chart – The Juvenile Court Referral Process	1
Chart – Delinquent, Dependent/Neglect/Abuse, and Status/Unruly Referrals	2
Chart – Referrals by Type of Offense	3
Chart – Referrals for Status/Unruly Offenses	4
Children and Referral Counts by Race and Sex	
Table – Children with Delinquent Referrals by Race and Sex	5
Table – Children with Status/Unruly Referrals by Race and Sex	5
Table – Children with Dependency/Neglect/Abuse Allegations by Race and Sex	5
Table – Referrals Delinquent Referrals by Race and Sex	6
Table – Referrals Status/Unruly Referrals by Race and Sex	6
Table – Referrals Dependency/Neglect/Abuse Allegations by Race and Sex	6
Table/Chart – Referrals by Age Group, Race and Sex	7
Table/Chart – Children Referred by Age, Race and Sex	8
Table/Chart – Children Referred by Race and Sex	9
Table/Chart – Children of Hispanic Origin by Race and Sex	10
Table – Referrals by Type of Offense, Age Group, Race and Sex	11
Living Arrangement of the Child at Time of Referral	
Table/Chart – Living Arrangement at Time of Referral by Race and Sex	12
School Status of Individual Children at Time of Referral to Juvenile Court	
Table – Last Grade Completed by Children by Race and Sex	13
Table – Children Enrolled in School	13
Table – Children Enrolled in Special Education	13
Referral Information by Race, Sex and Class of Referral/Offense	
Table/Chart – Class of Referrals by Race and Sex	14
Table - Referrals by Class and Type of Offense by Race and Sex	15
Referral Reasons by Type, Race and Sex	
Table – Referral Reasons by Type of Offense, Race and Sex	16
Table – Top 4 Referral Reasons by Sex and Race	17
Table – Top 4 Referral Reasons by Sex, Race and Type of Offense	18
Source of Referrals to the Juvenile Court	
Table – Source of Referrals by Race and Sex	19
Table – Six Most Frequent Referral Reasons by Source, Race and Sex	20
Table – Source of Referrals by Type of Offense, Race and Sex	21
Children Referred with Weapons Charges	
Table/Chart – Children Referred for Unlawful Carrying/Possession of a Weapon by Age, Race and Sex	22
Table/Chart – Children Referred for Carrying Weapons on School Property	23
Intake Actions at Referral	
Table/Chart – Intake Actions at Referral by Race and Sex	24
Table/Chart – Intake Actions of Referrals by Class of Offense, Race and Sex	25

TABLE OF CONTENTS

Report Numbers Listed Below are shown at the Bottom of each Report, followed by the Report Page Number

	Report Number
Detention Statistics at Referral	
Table – Detention Statistics at Referral by Individual Child by Race and Sex	26
Table – Detention Statistics at Referral by Individual Case	26
Table – Placement After Secure Detention Hearing by Individual Child by Race and Sex	27
Table – Placement After Secure Detention Hearing by Individual Case	27
Dispositional Procedures	
Table – Procedures used to Dispose or Adjust All Referrals	28
Table – Referrals Disposed by Formal Adjudicatory Proceedings	28
Table – Referrals Disposed by Other Actions	28
Formal and Informal Actions	
Table/Chart – Formal and Informal Actions by Race and Sex	29
Table – Formal and Informal Actions by Type of Offense, Race and Sex	30
Table – Formal and Informal Actions by Class of Referral, Race and Sex	31
Children Transferred to Adult Court	
Table/Chart – Children Transferred to Adult Court by Age, Race and Sex	32
Outcomes by Type of Disposition	
Table – Outcomes by Type of Disposition, Race and Sex	33
Juvenile Court Referrals Disposed County-Wide Based on Number of Referrals	
Table/Chart – Breakdown of Referrals by Court Personnel Executing the Action	34

**TENNESSEE COUNCIL OF JUVENILE AND FAMILY COURT JUDGES
2008 GIBSON COUNTY JUVENILE COURT STATISTICAL DATA**

The Juvenile Court Referral Process for CY 2008

Delinquent 698	Status 159	Dependency and Neglect 86	Other Violations 0	Special Proceedings 58	Parentage 316	Other 39
--------------------------	----------------------	-------------------------------------	------------------------------	----------------------------------	-------------------------	--------------------



Parents, Victims, School, Relatives, State Dept, etc.
948

Law Enforcement
408

Pretrial Diversion, Informal Adjustment
61

Court Actions
1,356

Transfer to Adult Court Hearing
6

Charges Cleared By Transfer to Adult Court
0

Special Proceeding
221

Review Concluded
101

Case Held Open
78

Other
44

Formal Adjudications
845

Juvenile Court System Outcomes / Dispositions
2,418

Formal
487

General
938

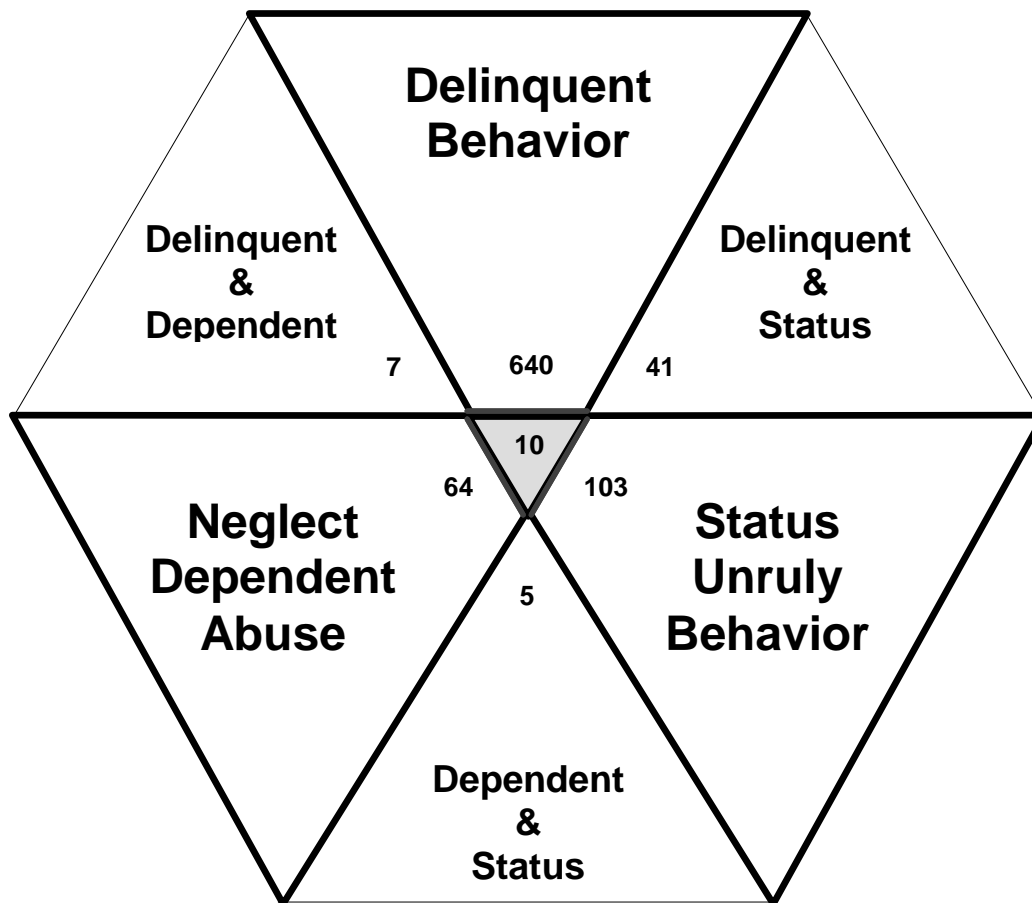
Special Proceedings
986

Other
7

**TENNESSEE COUNCIL OF JUVENILE AND FAMILY COURT JUDGES
2008 GIBSON COUNTY JUVENILE COURT STATISTICAL DATA**

Delinquent, Dependent/Neglect/Abuse, and Status/Unruly Referrals for CY 2008

Total = 870



The remaining referrals are for:
Custody, Visitation, Paternity/Legitimation, Child Support,
Special Procedures and Other Referrals

Each child may be counted
in more than one category

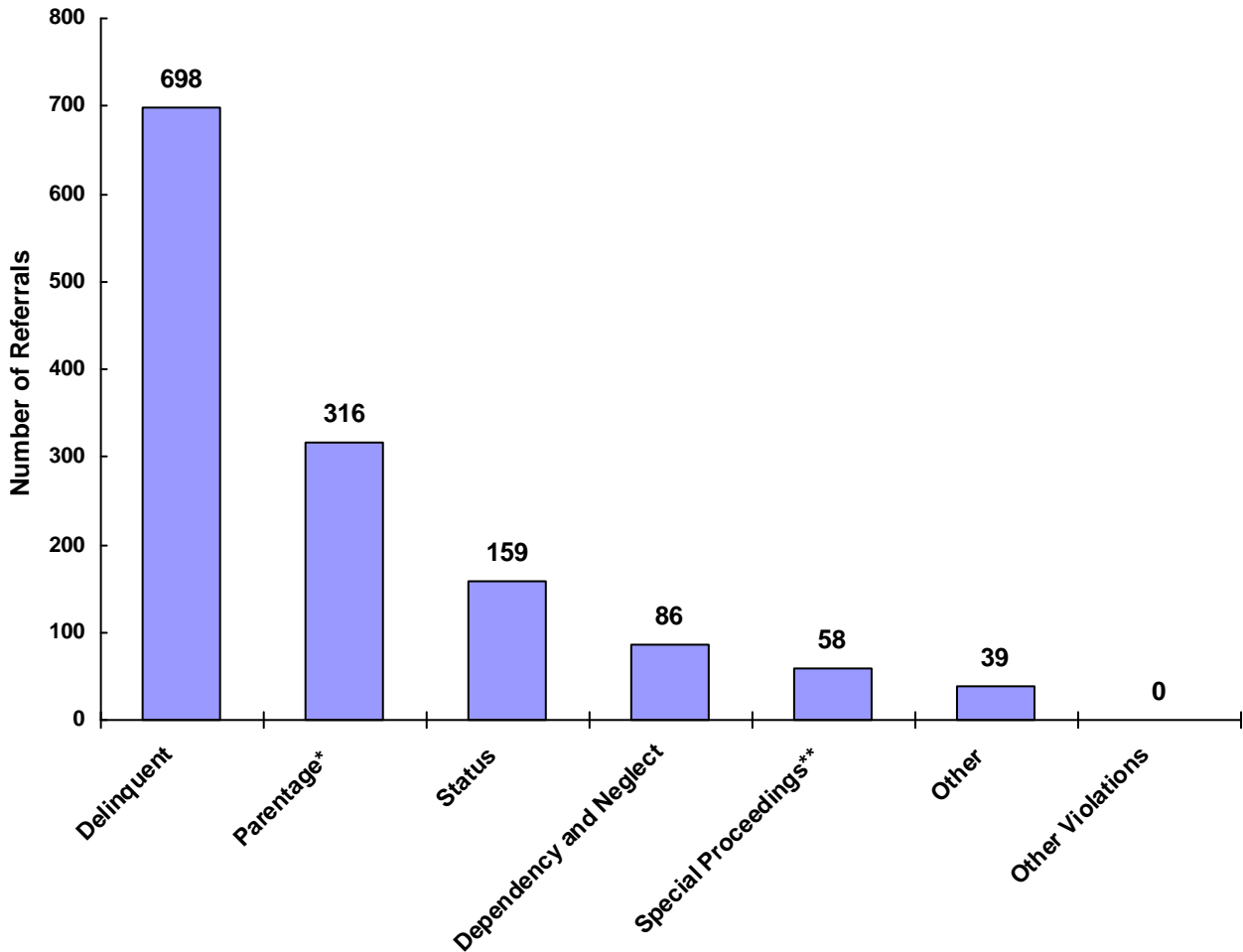
Total number of individual children for ALL referrals
disposed by juvenile courts during CY 2008 equals 867

Children can have referrals in multiple categories. The drawing above shows that in the year 2008 there were 640 referrals to Gibson County Juvenile Court for children with only delinquent offenses, 103 for those with only status/unruly behavior, and 64 for children with neglect, dependent or abuse referrals during the calendar year. There were 41 referrals for children that had a delinquent AND a status/unruly referral. There were 7 referrals for children with both delinquent behavior AND a neglect, dependent or abuse allegation. There were 5 referrals for children that had both a status/unruly referral AND a neglect, dependent or abuse allegation. Also, there were 10 referrals for children that had a delinquent referral, a status/unruly referral AND a neglect, dependent or abuse allegation.

**TENNESSEE COUNCIL OF JUVENILE AND FAMILY COURT JUDGES
2008 GIBSON COUNTY JUVENILE COURT STATISTICAL DATA**

Referrals by Type of Offense in CY 2008

Total Referrals = 1,356



* Parentage includes: Custody, Visitation, Paternity/Legitimation and Child Support

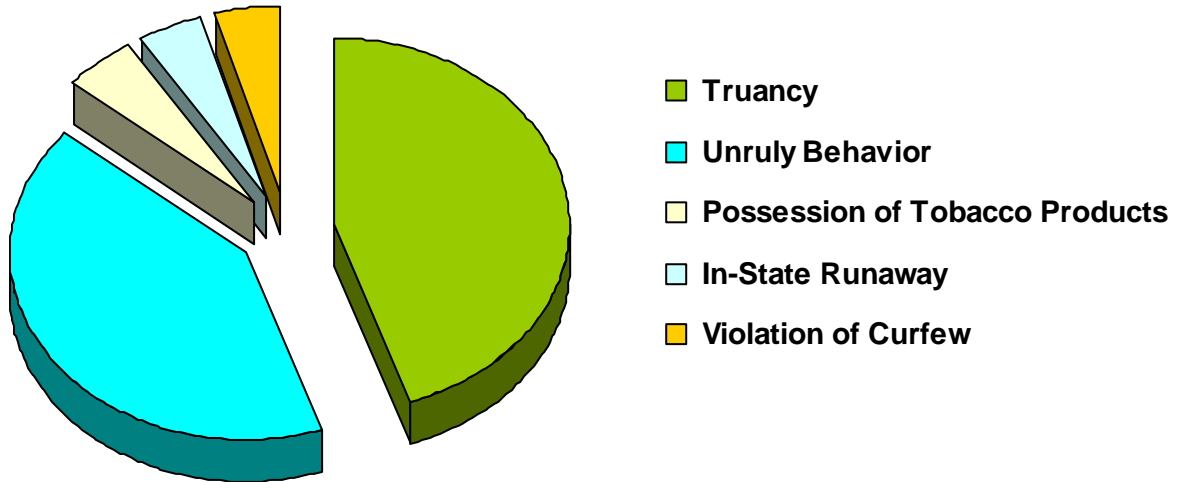
**Special Proceedings include: Judicial Review, Administrative Review, Foster Care Review, Request for Medical Treatment and Consent to Marry

Information from the Juvenile Court represents a total of 867 children and 1,175 cases that were reported to the TCJFCJ.

A Status offense is an offense committed by a child that if committed by an adult, would not be considered an offense or unlawful act. An example of this is smoking when not legally an adult.

**TENNESSEE COUNCIL OF JUVENILE AND FAMILY COURT JUDGES
2008 GIBSON COUNTY JUVENILE COURT STATISTICAL DATA**

**Referrals for Status/Unruly Offenses in CY 2008
Total Status/Unruly Referrals = 159**



Referral Reason	Count	Percent
Truancy	71	44.65%
Unruly Behavior	66	41.51%
Possession of Tobacco Products	8	5.03%
Violation of Curfew	7	4.40%
In-State Runaway	7	4.40%
Violation of a Valid Court Order	0	0.00%
Out-of-State Runaway	0	0.00%
Total	159	

**TENNESSEE COUNCIL OF JUVENILE AND FAMILY COURT JUDGES
2008 GIBSON COUNTY JUVENILE COURT STATISTICAL DATA**

Children* with Delinquent Referrals by Race and Sex for CY 2008

	White	African American	Native American	Asian	Mixed Race	Unknown Race	Total
Male	126	135	0	0	7	12	280
Female	56	85	0	0	2	13	156
Unknown Sex	0	9	0	0	1	12	22
Totals	182	229	0	0	10	37	458

Children* with Status/Unruly Referrals by Race and Sex for CY 2008

	White	African American	Native American	Asian	Mixed Race	Unknown Race	Total
Male	54	31	0	0	3	0	88
Female	30	17	0	0	1	1	49
Unknown Sex	0	0	0	0	0	0	0
Totals	84	48	0	0	4	1	137

Children* with Dependency/Neglect/Abuse Allegations by Race and Sex for CY 2008

	White	African American	Native American	Asian	Mixed Race	Unknown Race	Total
Male	19	20	0	0	4	0	43
Female	13	18	0	0	4	0	35
Unknown Sex	0	0	0	0	0	2	2
Totals	32	38	0	0	8	2	80

* A child may be counted in more than one category

**TENNESSEE COUNCIL OF JUVENILE AND FAMILY COURT JUDGES
2008 GIBSON COUNTY JUVENILE COURT STATISTICAL DATA**

Delinquent Referrals by Race and Sex for CY 2008

	White	African American	Native American	Asian	Mixed Race	Unknown Race	Total
Male	228	233	0	0	12	12	485
Female	70	103	0	0	2	14	189
Unknown Sex	0	9	0	0	1	14	24
Totals	298	345	0	0	15	40	698

Status/Unruly Referrals by Race and Sex for CY 2008

	White	African American	Native American	Asian	Mixed Race	Unknown Race	Total
Male	64	34	0	0	4	0	102
Female	34	21	0	0	1	1	57
Unknown Sex	0	0	0	0	0	0	0
Totals	98	55	0	0	5	1	159

Dependency/Neglect/Abuse Allegations by Race and Sex for CY 2008

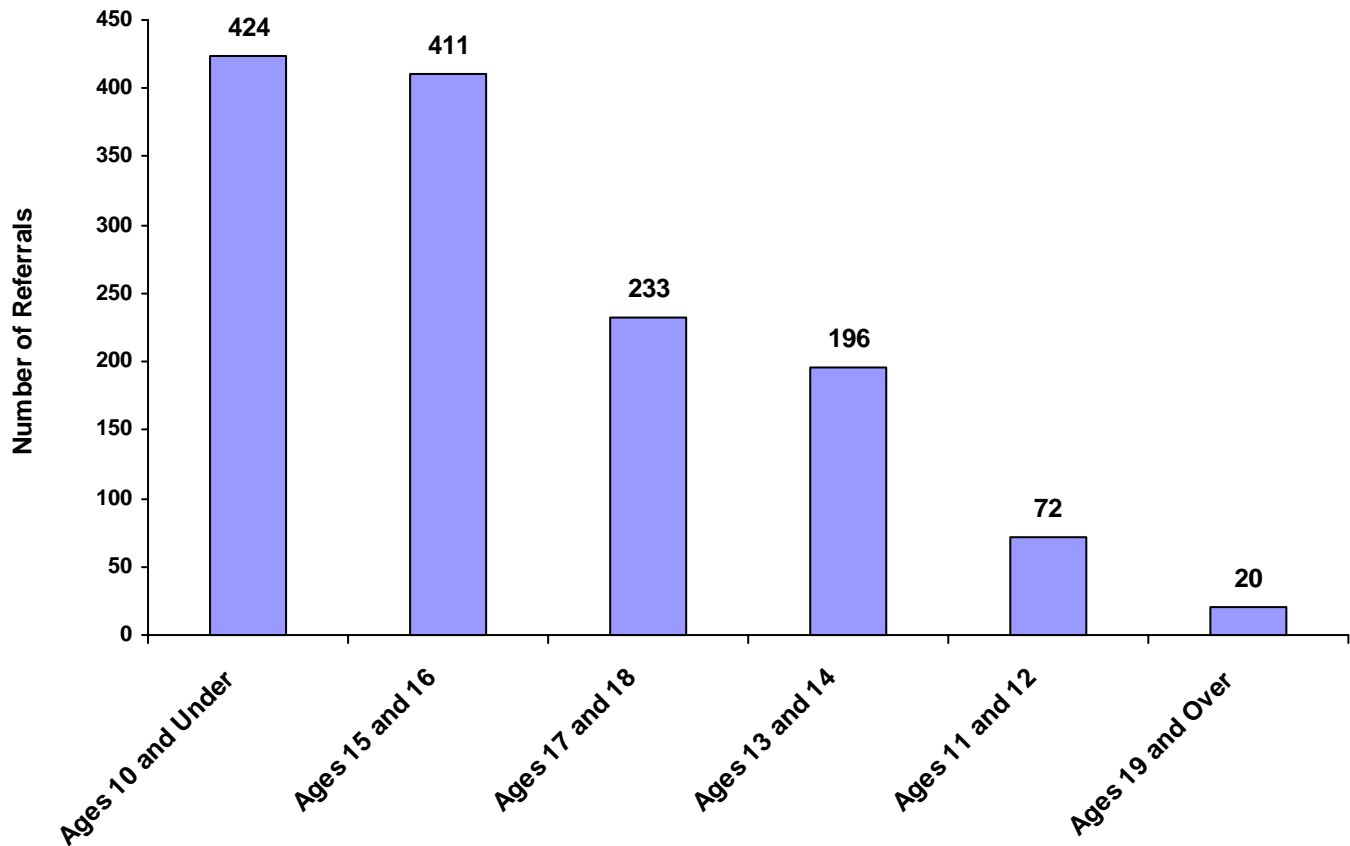
	White	African American	Native American	Asian	Mixed Race	Unknown Race	Total
Male	20	21	0	0	4	0	45
Female	16	19	0	0	4	0	39
Unknown Sex	0	0	0	0	0	2	2
Totals	36	40	0	0	8	2	86

**TENNESSEE COUNCIL OF JUVENILE AND FAMILY COURT JUDGES
2008 GIBSON COUNTY JUVENILE COURT STATISTICAL DATA**

Referrals by Age Group, Race and Sex for CY 2008

	White Male	African American Male	Other Race Male	White Female	African American Female	Other Race Female	Unknown Race or Sex	Total	% of Total Referrals
Birth through Age 10	91	93	14	67	106	10	43	424	31.27%
Ages 11 and 12	11	24	0	14	10	3	10	72	5.31%
Ages 13 and 14	40	88	2	34	22	3	7	196	14.45%
Ages 15 and 16	160	129	13	52	47	0	10	411	30.31%
Ages 17 and 18	114	57	0	27	34	0	1	233	17.18%
Ages 19 and Over	2	7	0	0	9	0	2	20	1.47%
All Age Group Totals	418	398	29	194	228	16	73	1,356	

Total Referrals by Age Group

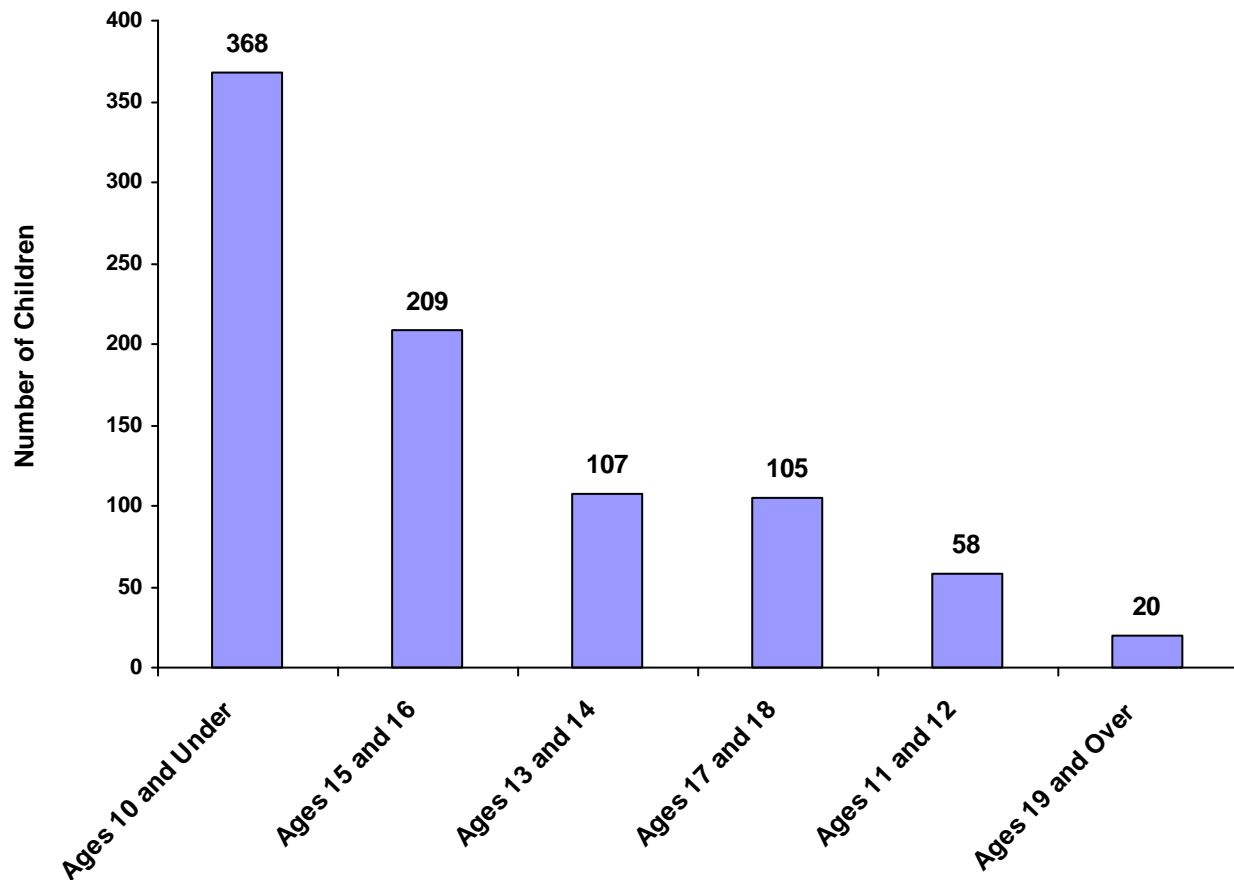


**TENNESSEE COUNCIL OF JUVENILE AND FAMILY COURT JUDGES
2008 GIBSON COUNTY JUVENILE COURT STATISTICAL DATA**

Children Referred by Age Group, Race and Sex for CY 2008

	White Male	African American Male	Other Race Male	White Female	African American Female	Other Race Female	Unknown Race or Sex	Total	% of All Children Referred
Ages 10 and Under	77	80	11	58	93	9	40	368	42.45%
Ages 11 through 12	10	18	0	10	9	1	10	58	6.69%
Ages 13 through 14	20	37	2	23	16	2	7	107	12.34%
Ages 15 through 16	74	62	3	33	29	0	8	209	24.11%
Ages 17 through 18	46	24	0	17	17	0	1	105	12.11%
Ages 19 and Over	2	7	0	0	9	0	2	20	2.31%
Total	229	228	16	141	173	12	68	867	

Total Children by Age Group

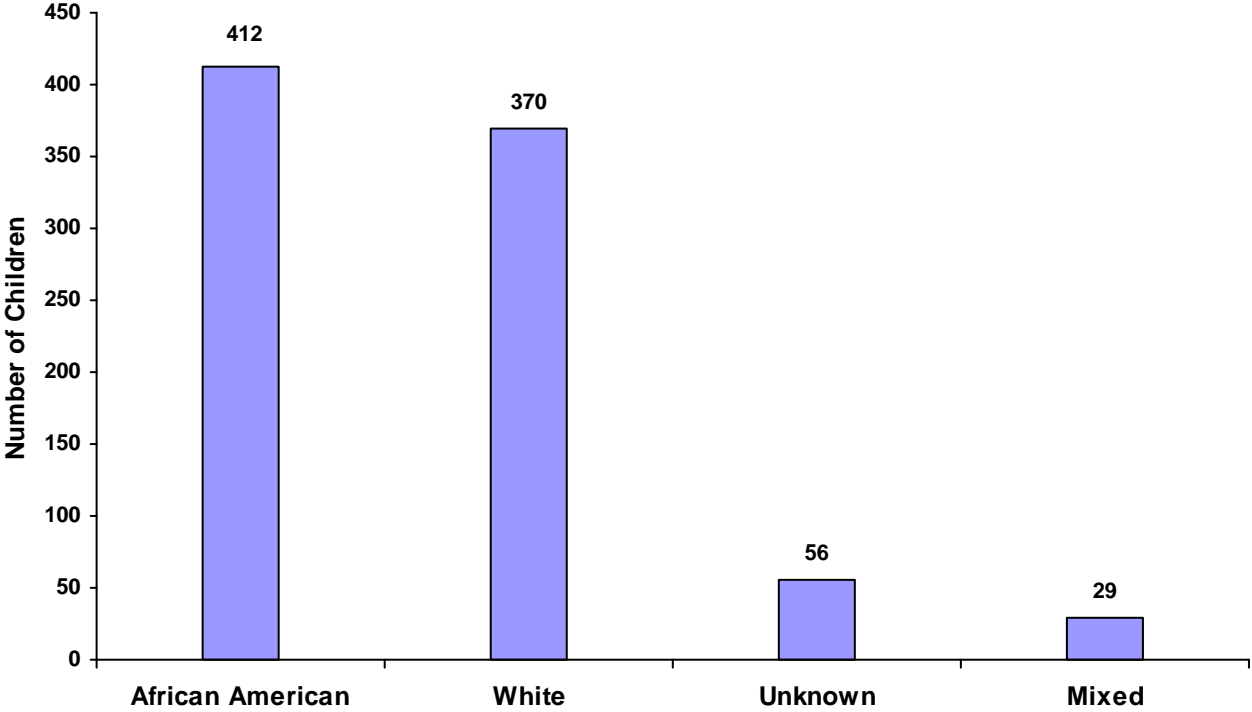


**TENNESSEE COUNCIL OF JUVENILE AND FAMILY COURT JUDGES
2008 GIBSON COUNTY JUVENILE COURT STATISTICAL DATA**

Children Referred by Race and Sex for CY 2008

Race	Male	Female	Unknown	Total
White	229	141	0	370
African American	228	173	11	412
Native American	0	0	0	0
Asian	0	0	0	0
Mixed	16	12	1	29
Unknown	18	18	20	56
Total	491	344	32	867

Total Children by Race

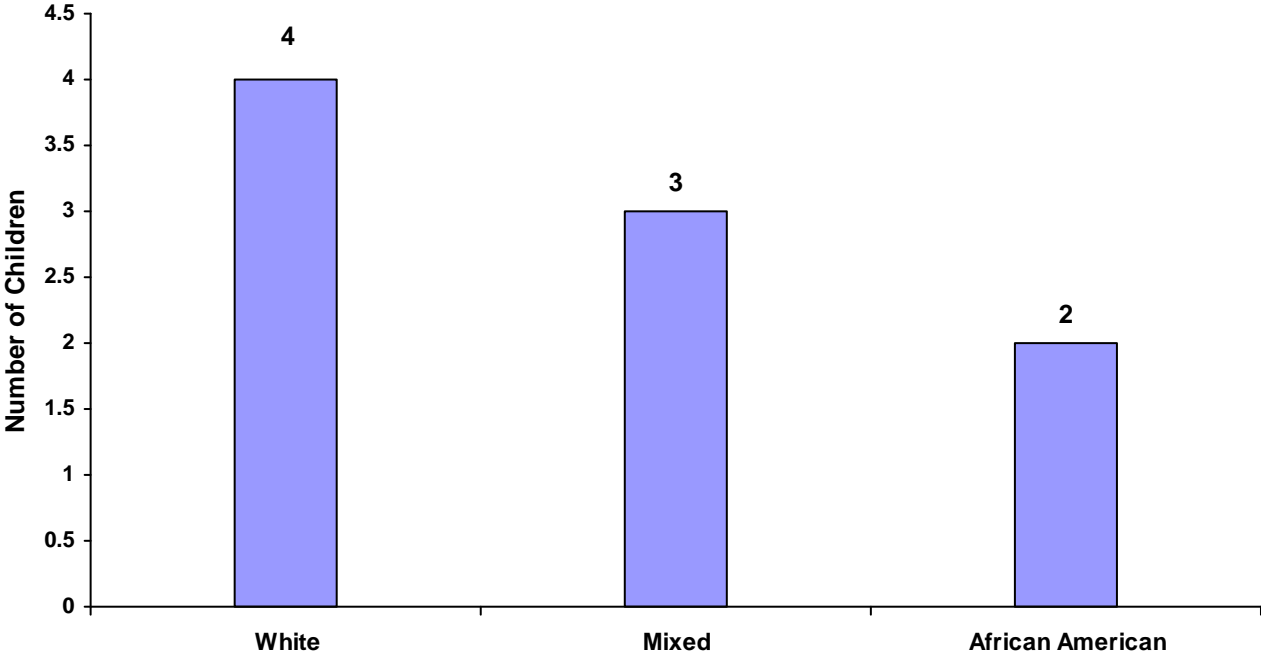


**TENNESSEE COUNCIL OF JUVENILE AND FAMILY COURT JUDGES
2008 GIBSON COUNTY JUVENILE COURT STATISTICAL DATA**

Children of Hispanic Origin by Race and Sex for CY 2008

Race	Male	Female	Unknown	Total
White	2	2	0	4
African American	1	1	0	2
Native American	0	0	0	0
Asian	0	0	0	0
Mixed	0	3	0	3
Unknown	0	0	0	0
Total	3	6	0	9

Total Children of Hispanic Origin by Race



**TENNESSEE COUNCIL OF JUVENILE AND FAMILY COURT JUDGES
2008 GIBSON COUNTY JUVENILE COURT STATISTICAL DATA**

Referrals by Type of Offense, Age Group, Race and Sex for CY 2008

	White Male	African American Male	Other Race Male	White Female	African American Female	Other Race Female	Unknown Race or Sex	Total
Delinquent								
Ages 10 and Under	22	32	3	15	35	1	26	134
Ages 11 through 12	5	15	0	6	5	0	9	40
Ages 13 through 14	23	59	1	7	15	1	6	112
Ages 15 through 16	103	89	8	27	20	0	6	253
Ages 17 through 18	73	32	0	15	19	0	1	140
Ages 19 and Over	2	6	0	0	9	0	2	19
Total	228	233	12	70	103	2	50	698
Status								
Ages 10 and Under	4	3	0	2	3	0	1	13
Ages 11 through 12	4	3	0	1	0	0	0	8
Ages 13 through 14	11	10	0	12	3	1	0	37
Ages 15 through 16	30	13	4	13	9	0	0	69
Ages 17 through 18	15	5	0	6	6	0	0	32
Ages 19 and Over	0	0	0	0	0	0	0	0
Total	64	34	4	34	21	1	1	159
Dependency and Neglect								
Ages 10 and Under	14	8	4	10	9	3	2	50
Ages 11 through 12	0	2	0	0	3	0	0	5
Ages 13 through 14	2	5	0	1	1	1	0	10
Ages 15 through 16	2	5	0	5	3	0	0	15
Ages 17 through 18	2	1	0	0	3	0	0	6
Ages 19 and Over	0	0	0	0	0	0	0	0
Total	20	21	4	16	19	4	2	86
Other Violations								
Ages 10 and Under	0	0	0	0	0	0	0	0
Ages 11 through 12	0	0	0	0	0	0	0	0
Ages 13 through 14	0	0	0	0	0	0	0	0
Ages 15 through 16	0	0	0	0	0	0	0	0
Ages 17 through 18	0	0	0	0	0	0	0	0
Ages 19 and Over	0	0	0	0	0	0	0	0
Total	0	0	0	0	0	0	0	0

**TENNESSEE COUNCIL OF JUVENILE AND FAMILY COURT JUDGES
2008 GIBSON COUNTY JUVENILE COURT STATISTICAL DATA**

Referrals by Type of Offense, Age Group, Race and Sex for CY 2008

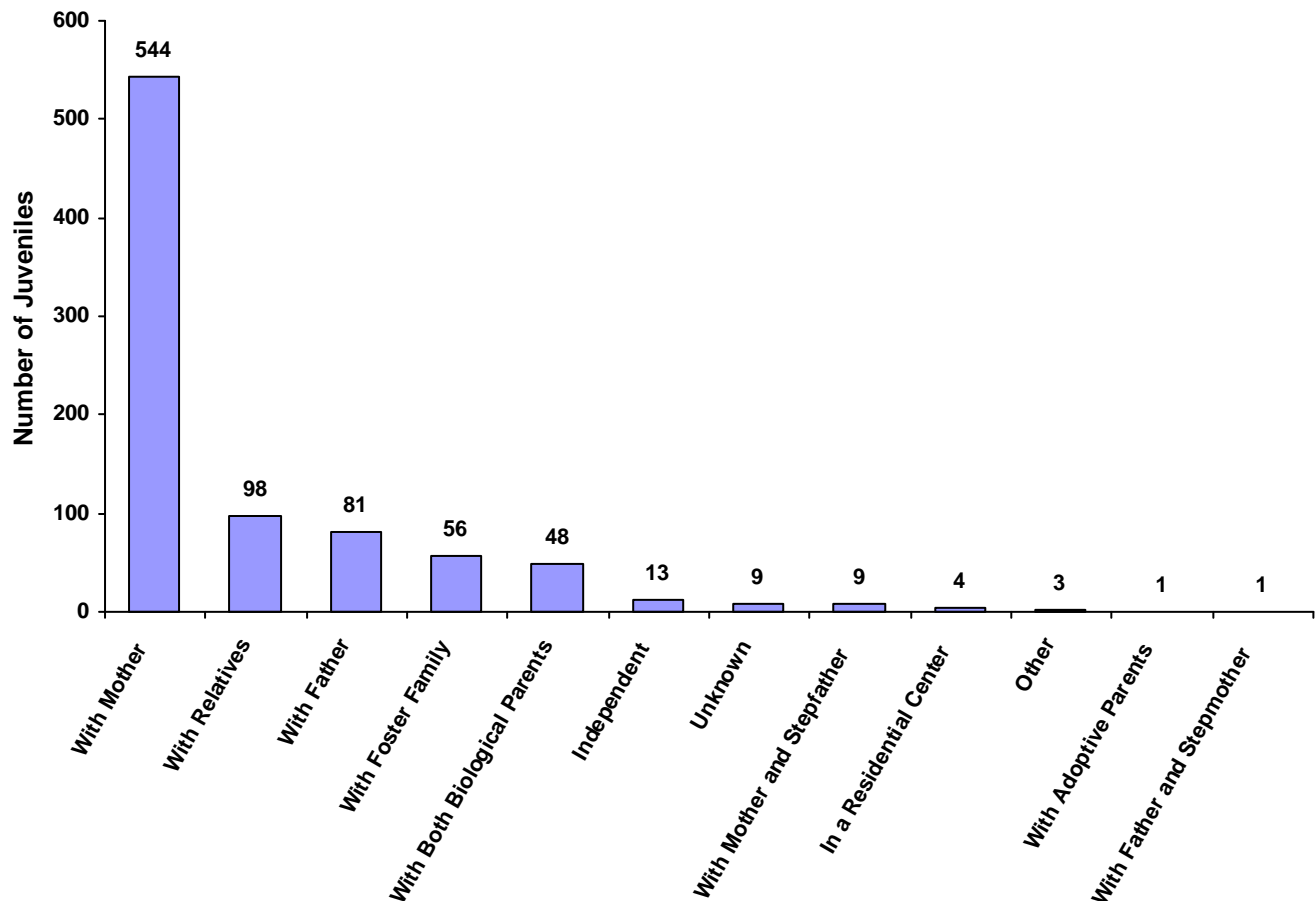
	White Male	African American Male	Other Race Male	White Female	African American Female	Other Race Female	Unknown Race or Sex	Total
Special Proceedings								
Ages 10 and Under	51	50	7	40	59	6	14	227
Ages 11 through 12	2	4	0	7	2	3	1	19
Ages 13 through 14	3	14	1	14	3	0	1	36
Ages 15 through 16	15	13	1	5	15	0	4	53
Ages 17 through 18	13	15	0	5	5	0	0	38
Ages 19 and Over	0	1	0	0	0	0	0	1
Total	84	97	9	71	84	9	20	374
Other								
Ages 10 and Under	0	0	0	0	0	0	0	0
Ages 11 through 12	0	0	0	0	0	0	0	0
Ages 13 through 14	1	0	0	0	0	0	0	1
Ages 15 through 16	10	9	0	2	0	0	0	21
Ages 17 through 18	11	4	0	1	1	0	0	17
Ages 19 and Over	0	0	0	0	0	0	0	0
Total	22	13	0	3	1	0	0	39
Grand Total	418	398	29	194	228	16	73	1,356

**TENNESSEE COUNCIL OF JUVENILE AND FAMILY COURT JUDGES
2008 GIBSON COUNTY JUVENILE COURT STATISTICAL DATA**

Living Arrangement of Juveniles by Race and Sex for CY 2008

	White Male	African American Male	Other Race Male	White Female	African American Female	Other Race Female	Unknown Race or Sex	Total	% of All Children Referred
With Both Biological Parents	19	12	1	12	2	0	2	48	5.54%
With Father and Stepmother	1	0	0	0	0	0	0	1	0.12%
With Mother and Stepfather	4	1	0	4	0	0	0	9	1.04%
With Mother	114	151	13	81	123	8	54	544	62.75%
With Father	47	19	0	9	5	0	1	81	9.34%
With Relatives	24	25	1	19	21	3	5	98	11.30%
With Adoptive Parents	1	0	0	0	0	0	0	1	0.12%
With Foster Family	14	15	1	14	11	1	0	56	6.46%
In a Group Home	0	0	0	0	0	0	0	0	0.00%
In a Residential Center	1	1	0	1	1	0	0	4	0.46%
In an Institution	0	0	0	0	0	0	0	0	0.00%
Independent	2	3	0	0	7	0	1	13	1.50%
Unknown	1	1	0	1	1	0	5	9	1.04%
Other	1	0	0	0	2	0	0	3	0.35%
Totals	229	228	16	141	173	12	68	867	

Living Arrangement of Juveniles



**TENNESSEE COUNCIL OF JUVENILE AND FAMILY COURT JUDGES
2008 GIBSON COUNTY JUVENILE COURT STATISTICAL DATA**

Last Grade Completed by Children by Race and Sex for CY 2008

	White Male	African American Male	Other Race Male	White Female	African American Female	Other Race Female	Unknown Race or Sex	Total	% of All Children Referred
Too Young for School	48	44	8	39	63	9	9	220	25.37%
Preschool	4	0	0	0	0	0	0	4	0.46%
Kindergarten	7	4	0	6	6	0	1	24	2.77%
1st Grade	4	5	0	5	6	0	2	22	2.54%
2nd Grade	2	3	0	1	4	0	0	10	1.15%
3rd Grade	3	5	0	2	3	0	2	15	1.73%
4th Grade	3	7	1	4	4	0	1	20	2.31%
5th Grade	7	16	0	4	3	1	4	35	4.04%
6th Grade	7	16	1	6	6	1	1	38	4.38%
7th Grade	8	13	0	15	10	0	1	47	5.42%
8th Grade	24	28	2	14	12	0	0	80	9.23%
9th Grade	43	16	0	12	12	1	1	85	9.80%
10th Grade	40	30	1	19	13	0	1	104	12.00%
11th Grade	14	7	0	5	5	0	0	31	3.58%
12th Grade	1	2	0	0	2	0	0	5	0.58%
Non-Graded Special Ed	0	0	0	0	0	0	0	0	0.00%
GED	0	0	0	0	0	0	0	0	0.00%
Graduated	4	5	0	1	5	0	1	16	1.85%
Never Attended School	2	1	1	2	1	0	1	8	0.92%
Unknown	8	26	2	6	17	0	42	101	11.65%
Other	0	0	0	0	1	0	1	2	0.23%
Totals	229	228	16	141	173	12	68	867	

Children Enrolled in School

	Children	% of All Children
Enrolled	524	60.44%
Not Enrolled	265	30.57%
Unknown	78	9.00%
	867	

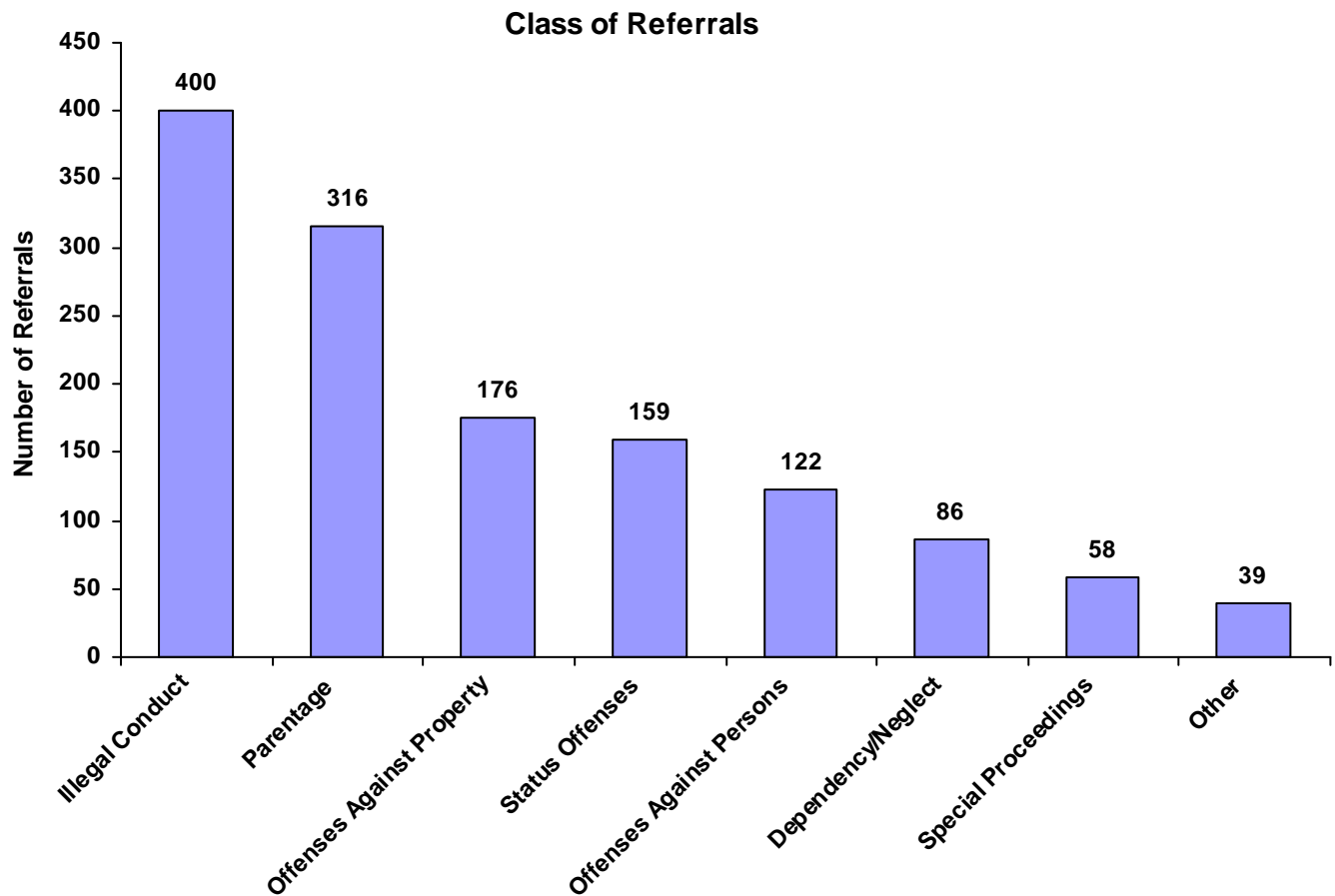
Children Enrolled in Special Education

	Children	% of All Children
Enrolled	23	2.65%
Not Enrolled	756	87.20%
Unknown	88	10.15%
	867	

**TENNESSEE COUNCIL OF JUVENILE AND FAMILY COURT JUDGES
2008 GIBSON COUNTY JUVENILE COURT STATISTICAL DATA**

Class of Referrals by Race and Sex for CY 2008

	White Male	African American Male	Other Race Male	White Female	African American Female	Other Race Female	Unknown Race or Sex	Total	% of Total Referrals
Offenses Against Persons	37	59	0	7	19	0	0	122	9.00%
Offenses Against Property	82	65	4	18	7	0	0	176	12.98%
Illegal Conduct	109	109	8	45	77	2	50	400	29.50%
Status Offenses	64	34	4	34	21	1	1	159	11.73%
Dependency/Neglect	20	21	4	16	19	4	2	86	6.34%
Other Violation Proceedings	0	0	0	0	0	0	0	0	0.00%
Parentage	65	80	8	59	75	9	20	316	23.30%
Special Proceedings	19	17	1	12	9	0	0	58	4.28%
Other	22	13	0	3	1	0	0	39	2.88%
Totals	418	398	29	194	228	16	73	1,356	



**TENNESSEE COUNCIL OF JUVENILE AND FAMILY COURT JUDGES
2008 GIBSON COUNTY JUVENILE COURT STATISTICAL DATA**

Referrals by Class and Type Of Offense by Race and Sex for CY 2008

	White Male	African American Male	Other Race Male	White Female	African American Female	Other Race Female	Unknown Race or Sex	Total
<u>Offenses Against Persons</u>								
Assault	32	32	0	5	17	0	0	86
Aggravated Assault	2	12	0	1	2	0	0	17
Reckless Endangerment	1	7	0	1	0	0	0	9
Aggravated Robbery	0	3	0	0	0	0	0	3
Rape of a Child	1	1	0	0	0	0	0	2
Aggravated Sexual Battery	0	2	0	0	0	0	0	2
Robbery	0	2	0	0	0	0	0	2
Rape	1	0	0	0	0	0	0	1
Criminal Homicide	0	0	0	0	0	0	0	0
1st Degree Murder	0	0	0	0	0	0	0	0
2nd Degree Murder	0	0	0	0	0	0	0	0
Aggravated Rape	0	0	0	0	0	0	0	0
Aggravated Vehicular Homicide	0	0	0	0	0	0	0	0
Esp. Aggravated Robbery	0	0	0	0	0	0	0	0
Esp. Aggravated Kidnapping	0	0	0	0	0	0	0	0
Aggravated Kidnapping	0	0	0	0	0	0	0	0
Aggravated Child Abuse / Neglect	0	0	0	0	0	0	0	0
Voluntary Manslaughter	0	0	0	0	0	0	0	0
Vehicular Homicide	0	0	0	0	0	0	0	0
Sexual Abuse of a Child	0	0	0	0	0	0	0	0
Other Sexual Offenses	0	0	0	0	0	0	0	0
Criminally Negligent Homicide	0	0	0	0	0	0	0	0
Attempted Crime Against a Person	0	0	0	0	0	0	0	0
Totals	37	59	0	7	19	0	0	122
<u>Offenses Against Property</u>								
Theft of Property	38	32	1	8	4	0	0	83
Vandalism	23	16	2	4	2	0	0	47
Burglary	18	8	1	0	1	0	0	28
Aggravated Burglary	2	4	0	0	0	0	0	6
Worthless Checks	0	0	0	4	0	0	0	4
Aggravated Arson	0	3	0	0	0	0	0	3
Arson	0	2	0	0	0	0	0	2
Unauthorized Use of a Vehicle	0	0	0	2	0	0	0	2
Forgery	1	0	0	0	0	0	0	1
Illegal Poss/Use of Credit/Debit Cards	0	0	0	0	0	0	0	0
Cruelty to Animals	0	0	0	0	0	0	0	0
Totals	82	65	4	18	7	0	0	176

**TENNESSEE COUNCIL OF JUVENILE AND FAMILY COURT JUDGES
2008 GIBSON COUNTY JUVENILE COURT STATISTICAL DATA**

Referrals by Class and Type Of Offense by Race and Sex for CY 2008

	White Male	African American Male	Other Race Male	White Female	African American Female	Other Race Female	Unknown Race or Sex	Total
<u>Illegal Conduct</u>								
Contempt of Court	29	56	5	23	59	2	50	224
Possession/Consumption of Alcohol	17	1	0	8	0	0	0	26
Disorderly Conduct	8	9	0	3	6	0	0	26
Other Drug Offenses	16	5	1	1	2	0	0	25
Traffic	7	5	0	4	2	0	0	18
Resist Stop/Frisk/Halt/Arrest/Search	3	8	0	2	3	0	0	16
Violation of Probation	3	7	2	0	0	0	0	12
Criminal Trespass	5	2	0	1	1	0	0	9
Violation of Aftercare	4	1	0	1	2	0	0	8
Evading Arrest	2	5	0	0	0	0	0	7
Criminal Impersonation	3	0	0	1	1	0	0	5
Possession of Controlled Substances	1	2	0	0	1	0	0	4
Harassment	1	2	0	1	0	0	0	4
Public Intoxication	3	1	0	0	0	0	0	4
Unlawful Carrying / Poss of a Weapon	1	2	0	0	0	0	0	3
Filing a False Police Report	0	3	0	0	0	0	0	3
Violation of Wildlife Regulations	3	0	0	0	0	0	0	3
Driving Under Influence (DUI)	2	0	0	0	0	0	0	2
Aggravated Criminal Trespass	1	0	0	0	0	0	0	1
Sale of Controlled Substances	0	0	0	0	0	0	0	0
Criminal Attempt	0	0	0	0	0	0	0	0
Carrying Weapons on School Property	0	0	0	0	0	0	0	0
Escape	0	0	0	0	0	0	0	0
Failure to Appear	0	0	0	0	0	0	0	0
Gambling	0	0	0	0	0	0	0	0
Local Ordinances	0	0	0	0	0	0	0	0
Totals	109	109	8	45	77	2	50	400
<u>Status Offenses</u>								
Truancy	35	9	1	17	8	0	1	71
Unruly Behavior	21	20	1	13	10	1	0	66
Possession of Tobacco Products	4	2	1	0	1	0	0	8
In-State Runaway	2	1	0	4	0	0	0	7
Violation of Curfew	2	2	1	0	2	0	0	7
Out-of-State Runaway	0	0	0	0	0	0	0	0
Violation of a Valid Court Order	0	0	0	0	0	0	0	0
Totals	64	34	4	34	21	1	1	159
<u>Dependency/Neglect</u>								
Dependency / Neglect	20	21	4	16	19	4	2	86
Sexually Abused Child	0	0	0	0	0	0	0	0
Physically Abused Child	0	0	0	0	0	0	0	0
Termination of Parental Rights	0	0	0	0	0	0	0	0
Totals	20	21	4	16	19	4	2	86

**TENNESSEE COUNCIL OF JUVENILE AND FAMILY COURT JUDGES
2008 GIBSON COUNTY JUVENILE COURT STATISTICAL DATA**

Referrals by Class and Type Of Offense by Race and Sex for CY 2008

	White Male	African American Male	Other Race Male	White Female	African American Female	Other Race Female	Unknown Race or Sex	Total
<u>Other Violation Proceedings</u>								
Violation of Pretrial Diversion	0	0	0	0	0	0	0	0
Violation of Informal Adjustment	0	0	0	0	0	0	0	0
Totals	0	0	0	0	0	0	0	0
<u>Parentage</u>								
Child Support	40	54	5	36	50	6	16	207
Paternity / Legitimation	9	11	1	12	18	1	2	54
Custody	14	14	0	9	5	2	0	44
Visitation	2	1	2	2	2	0	2	11
Totals	65	80	8	59	75	9	20	316
<u>Special Proceedings</u>								
Judicial Review	17	13	1	8	6	0	0	45
Administrative Review	2	4	0	4	3	0	0	13
Foster Care Review	0	0	0	0	0	0	0	0
Request for Medical Treatment	0	0	0	0	0	0	0	0
Consent to Marry	0	0	0	0	0	0	0	0
Totals	19	17	1	12	9	0	0	58
<u>Other</u>								
Other	22	13	0	3	1	0	0	39
Totals	22	13	0	3	1	0	0	39
All Referral Totals	418	398	29	194	228	16	73	1,356

**TENNESSEE COUNCIL OF JUVENILE AND FAMILY COURT JUDGES
2008 GIBSON COUNTY JUVENILE COURT STATISTICAL DATA**

Referral Reasons by Type of Offense, Race and Sex for CY 2008

	White Male	African American Male	Other Race Male	White Female	African American Female	Other Race Female	Unknown Race or Sex	Total
Delinquent								
Contempt of Court	29	56	5	23	59	2	50	224
Assault	32	32	0	5	17	0	0	86
Theft of Property	38	32	1	8	4	0	0	83
Vandalism	23	16	2	4	2	0	0	47
Burglary	18	8	1	0	1	0	0	28
Possession/Consumption of Alcohol	17	1	0	8	0	0	0	26
Disorderly Conduct	8	9	0	3	6	0	0	26
Other Drug Offenses	16	5	1	1	2	0	0	25
Traffic	7	5	0	4	2	0	0	18
Aggravated Assault	2	12	0	1	2	0	0	17
Resist Stop/Frisk/Halt/Arrest/Search	3	8	0	2	3	0	0	16
Violation of Probation	3	7	2	0	0	0	0	12
Reckless Endangerment	1	7	0	1	0	0	0	9
Criminal Trespass	5	2	0	1	1	0	0	9
Violation of Aftercare	4	1	0	1	2	0	0	8
Evading Arrest	2	5	0	0	0	0	0	7
Aggravated Burglary	2	4	0	0	0	0	0	6
Criminal Impersonation	3	0	0	1	1	0	0	5
Worthless Checks	0	0	0	4	0	0	0	4
Possession of Controlled Substances	1	2	0	0	1	0	0	4
Harassment	1	2	0	1	0	0	0	4
Public Intoxication	3	1	0	0	0	0	0	4
Aggravated Robbery	0	3	0	0	0	0	0	3
Aggravated Arson	0	3	0	0	0	0	0	3
Unlawful Carrying / Poss of a Weapon	1	2	0	0	0	0	0	3
Filing a False Police Report	0	3	0	0	0	0	0	3
Violation of Wildlife Regulations	3	0	0	0	0	0	0	3
Rape of a Child	1	1	0	0	0	0	0	2
Aggravated Sexual Battery	0	2	0	0	0	0	0	2
Robbery	0	2	0	0	0	0	0	2
Arson	0	2	0	0	0	0	0	2
Unauthorized Use of a Vehicle	0	0	0	2	0	0	0	2
Driving Under Influence (DUI)	2	0	0	0	0	0	0	2
Rape	1	0	0	0	0	0	0	1
Forgery	1	0	0	0	0	0	0	1
Aggravated Criminal Trespass	1	0	0	0	0	0	0	1
Criminal Homicide	0	0	0	0	0	0	0	0
1st Degree Murder	0	0	0	0	0	0	0	0
2nd Degree Murder	0	0	0	0	0	0	0	0
Aggravated Rape	0	0	0	0	0	0	0	0
Aggravated Vehicular Homicide	0	0	0	0	0	0	0	0
Esp. Aggravated Robbery	0	0	0	0	0	0	0	0
Esp. Aggravated Kidnapping	0	0	0	0	0	0	0	0
Aggravated Kidnapping	0	0	0	0	0	0	0	0
Aggravated Child Abuse / Neglect	0	0	0	0	0	0	0	0
Voluntary Manslaughter	0	0	0	0	0	0	0	0
Vehicular Homicide	0	0	0	0	0	0	0	0
Sexual Abuse of a Child	0	0	0	0	0	0	0	0
Other Sexual Offenses	0	0	0	0	0	0	0	0
Criminally Negligent Homicide	0	0	0	0	0	0	0	0
Attempted Crime Against a Person	0	0	0	0	0	0	0	0
Illegal Poss/Use of Credit/Debit Cards	0	0	0	0	0	0	0	0

**TENNESSEE COUNCIL OF JUVENILE AND FAMILY COURT JUDGES
2008 GIBSON COUNTY JUVENILE COURT STATISTICAL DATA**

Referral Reasons by Type of Offense, Race and Sex for CY 2008

	White Male	African American Male	Other Race Male	White Female	African American Female	Other Race Female	Unknown Race or Sex	Total
<u>Delinquent</u>								
Cruelty to Animals	0	0	0	0	0	0	0	0
Sale of Controlled Substances	0	0	0	0	0	0	0	0
Criminal Attempt	0	0	0	0	0	0	0	0
Carrying Weapons on School Property	0	0	0	0	0	0	0	0
Escape	0	0	0	0	0	0	0	0
Failure to Appear	0	0	0	0	0	0	0	0
Gambling	0	0	0	0	0	0	0	0
Local Ordinances	0	0	0	0	0	0	0	0
Totals	228	233	12	70	103	2	50	698
<u>Status</u>								
Truancy	35	9	1	17	8	0	1	71
Unruly Behavior	21	20	1	13	10	1	0	66
Possession of Tobacco Products	4	2	1	0	1	0	0	8
In-State Runaway	2	1	0	4	0	0	0	7
Violation of Curfew	2	2	1	0	2	0	0	7
Out-of-State Runaway	0	0	0	0	0	0	0	0
Violation of a Valid Court Order	0	0	0	0	0	0	0	0
Totals	64	34	4	34	21	1	1	159
<u>Dependency and Neglect</u>								
Dependency / Neglect	20	21	4	16	19	4	2	86
Sexually Abused Child	0	0	0	0	0	0	0	0
Physically Abused Child	0	0	0	0	0	0	0	0
Termination of Parental Rights	0	0	0	0	0	0	0	0
Totals	20	21	4	16	19	4	2	86
<u>Other Violations</u>								
Violation of Pretrial Diversion	0	0	0	0	0	0	0	0
Violation of Informal Adjustment	0	0	0	0	0	0	0	0
Totals	0	0	0	0	0	0	0	0
<u>Special Proceedings</u>								
Child Support	40	54	5	36	50	6	16	207
Paternity / Legitimation	9	11	1	12	18	1	2	54
Judicial Review	17	13	1	8	6	0	0	45
Custody	14	14	0	9	5	2	0	44
Administrative Review	2	4	0	4	3	0	0	13
Visitation	2	1	2	2	2	0	2	11
Foster Care Review	0	0	0	0	0	0	0	0
Request for Medical Treatment	0	0	0	0	0	0	0	0
Consent to Marry	0	0	0	0	0	0	0	0
Totals	84	97	9	71	84	9	20	374
<u>Other</u>								
Other	22	13	0	3	1	0	0	39
Totals	22	13	0	3	1	0	0	39
All Referral Totals	418	398	29	194	228	16	73	1,356

**TENNESSEE COUNCIL OF JUVENILE AND FAMILY COURT JUDGES
2008 GIBSON COUNTY JUVENILE COURT STATISTICAL DATA**

Top 4 Referral Reasons by Race and Sex for CY 2008

Sex	Race	Referral Reason	Total
Male			
	White	1. Child Support	40
		2. Theft of Property	38
		3. Truancy	35
		4. Assault	32
	African American	1. Contempt of Court	56
		2. Child Support	54
		3. Assault	32
		4. Theft of Property	32
	Other Race	1. Child Support	5
		2. Contempt of Court	5
		3. Dependency / Neglect	4
		4. Visitation	2
Female			
	White	1. Child Support	36
		2. Contempt of Court	23
		3. Truancy	17
		4. Dependency / Neglect	16
	African American	1. Contempt of Court	59
		2. Child Support	50
		3. Dependency / Neglect	19
		4. Paternity / Legitimation	18
	Other Race	1. Child Support	6
		2. Dependency / Neglect	4
		3. Custody	2
		4. Contempt of Court	2
Unknown			
	Unknown	1. Contempt of Court	50
		2. Child Support	16
		3. Visitation	2
		4. Dependency / Neglect	2

**TENNESSEE COUNCIL OF JUVENILE AND FAMILY COURT JUDGES
2008 GIBSON COUNTY JUVENILE COURT STATISTICAL DATA**

Top 4 Referral Reasons by Race and Sex and by Type of Offense for CY 2008

Sex	Race	Referral Type	Referral Reason	Total
Male	White	Delinquent	1. Theft of Property	38
			2. Assault	32
			3. Contempt of Court	29
			4. Vandalism	23
		Status	1. Truancy	35
			2. Unruly Behavior	21
			3. Possession of Tobacco Products	4
			4. In-State Runaway	2
		Dependency and Neglect	1. Dependency / Neglect	20
			Special Proceedings	40
		Special Proceedings	1. Child Support	40
			2. Judicial Review	17
			3. Custody	14
			4. Paternity / Legitimation	9
		Other	1. Other	22
Male	African American	Delinquent	1. Contempt of Court	56
			2. Theft of Property	32
			3. Assault	32
			4. Vandalism	16
		Status	1. Unruly Behavior	20
			2. Truancy	9
			3. Violation of Curfew	2
			4. Possession of Tobacco Products	2
		Dependency and Neglect	1. Dependency / Neglect	21
			Special Proceedings	54
		Special Proceedings	1. Child Support	54
			2. Custody	14
			3. Judicial Review	13
			4. Paternity / Legitimation	11
		Other	1. Other	13
Male	Other Race	Delinquent	1. Contempt of Court	5
			2. Vandalism	2
			3. Violation of Probation	2
			4. Burglary	1
		Status	1. Possession of Tobacco Products	1
			2. Truancy	1
			3. Unruly Behavior	1
			4. Violation of Curfew	1
		Dependency and Neglect	1. Dependency / Neglect	4
			Special Proceedings	5
		Special Proceedings	1. Child Support	5
			2. Visitation	2
			3. Judicial Review	1
			4. Paternity / Legitimation	1

**TENNESSEE COUNCIL OF JUVENILE AND FAMILY COURT JUDGES
2008 GIBSON COUNTY JUVENILE COURT STATISTICAL DATA**

Top 4 Referral Reasons by Race and Sex and by Type of Offense for CY 2008

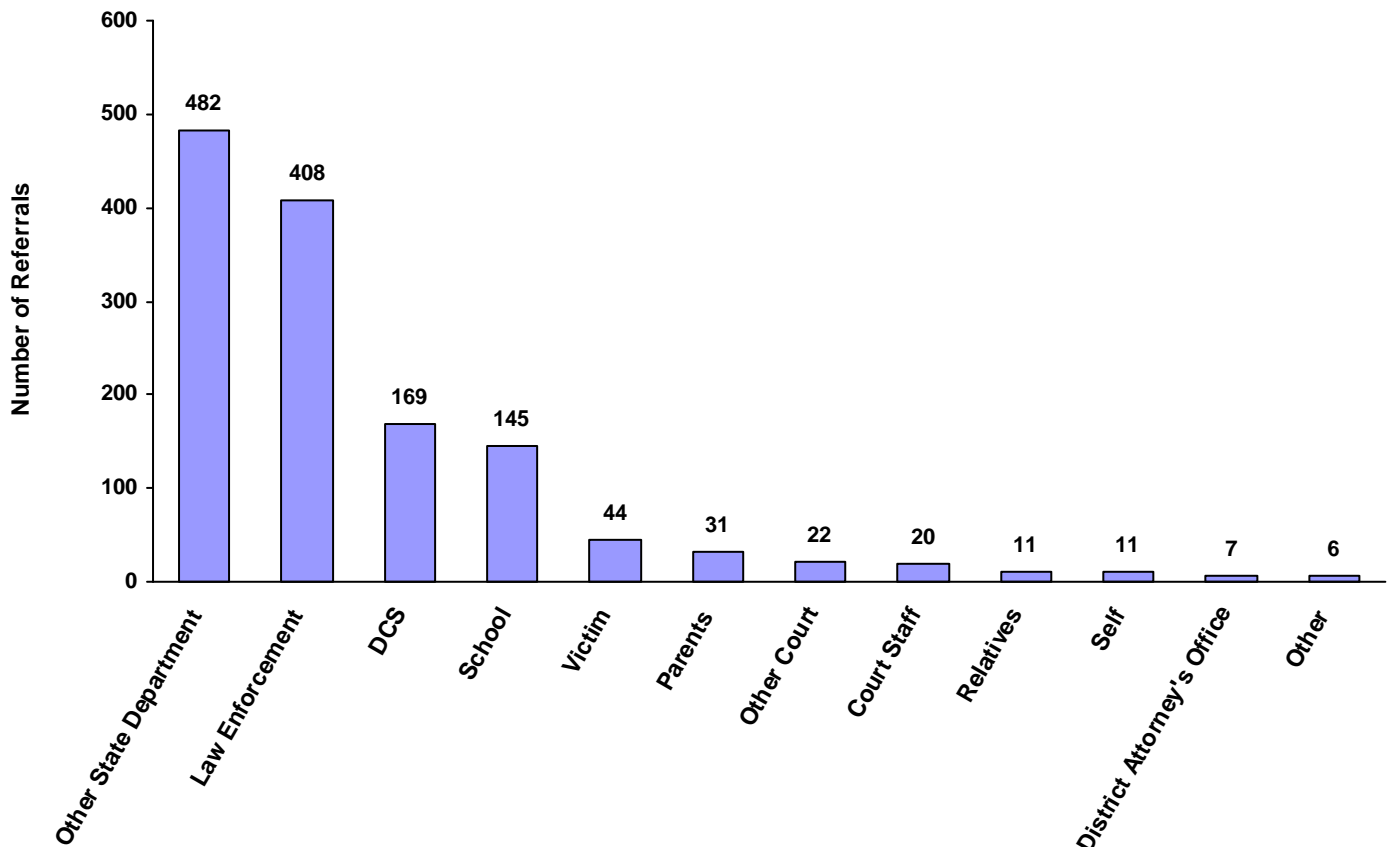
Sex	Race	Referral Type	Referral Reason	Total
Female	White	Delinquent	1. Contempt of Court	23
			2. Possession/Consumption of Alcohol	8
			3. Theft of Property	8
			4. Assault	5
		Status	1. Truancy	17
			2. Unruly Behavior	13
			3. In-State Runaway	4
		Dependency and Neglect	1. Dependency / Neglect	16
			Special Proceedings	1. Child Support
		2. Paternity / Legitimation		12
		3. Custody		9
		4. Judicial Review		8
		Other	1. Other	3
Female	African American	Delinquent	1. Contempt of Court	59
			2. Assault	17
			3. Disorderly Conduct	6
			4. Theft of Property	4
		Status	1. Unruly Behavior	10
			2. Truancy	8
			3. Violation of Curfew	2
			4. Possession of Tobacco Products	1
		Dependency and Neglect	1. Dependency / Neglect	19
			Special Proceedings	1. Child Support
		2. Paternity / Legitimation		18
		3. Judicial Review		6
		4. Custody		5
Other	1. Other	1		
Female	Other Race	Delinquent	1. Contempt of Court	2
			1. Unruly Behavior	1
		Status	1. Dependency / Neglect	4
			Special Proceedings	1. Child Support
		2. Custody		2
		3. Paternity / Legitimation	1	
Unknown	Unknown	Delinquent	1. Contempt of Court	50
			1. Truancy	1
		Status	1. Dependency / Neglect	2
			Special Proceedings	1. Child Support
		2. Visitation		2
3. Paternity / Legitimation	2			

**TENNESSEE COUNCIL OF JUVENILE AND FAMILY COURT JUDGES
2008 GIBSON COUNTY JUVENILE COURT STATISTICAL DATA**

Source of Referrals by Race and Sex for CY 2008

	White Male	African American Male	Other Race Male	White Female	African American Female	Other Race Female	Unknown Race or Sex	Total	% of Total Referrals
Law Enforcement	176	151	6	40	35	0	0	408	30.09%
Parents	17	2	0	8	2	2	0	31	2.29%
Relatives	3	4	0	3	0	1	0	11	0.81%
Self	4	0	2	3	2	0	0	11	0.81%
School	53	42	3	21	25	0	1	145	10.69%
CSA	0	0	0	0	0	0	0	0	0.00%
DCS	48	49	6	31	30	3	2	169	12.46%
Other State Department	76	123	12	70	125	7	69	482	35.55%
District Attorney's Office	0	1	0	1	2	2	1	7	0.52%
Court Staff	5	7	0	2	5	1	0	20	1.47%
Social Agency	0	0	0	0	0	0	0	0	0.00%
Other Court	18	0	0	3	1	0	0	22	1.62%
Victim	17	15	0	11	1	0	0	44	3.24%
Child & Parent	0	0	0	0	0	0	0	0	0.00%
Hospital	0	0	0	0	0	0	0	0	0.00%
Unknown	0	0	0	0	0	0	0	0	0.00%
Other	1	4	0	1	0	0	0	6	0.44%
Totals	418	398	29	194	228	16	73	1,356	

Total Source of Referrals



**TENNESSEE COUNCIL OF JUVENILE AND FAMILY COURT JUDGES
2008 GIBSON COUNTY JUVENILE COURT STATISTICAL DATA**

Six Most Frequent Referral Reasons by Source, Race and Sex for CY 2008

	White Male	African American Male	Other Race Male	White Female	African American Female	Other Race Female	Unknown Race or Sex	Total
<u>Law Enforcement</u>								
1. Theft of Property	32	24	1	5	2	0	0	64
2. Assault	15	14	0	2	4	0	0	35
3. Other	17	13	0	3	1	0	0	34
4. Vandalism	16	11	2	0	2	0	0	31
5. Burglary	18	7	1	0	1	0	0	27
6. Disorderly Conduct	7	9	0	3	6	0	0	25
<u>Parents</u>								
1. Unruly Behavior	9	1	0	5	2	1	0	18
2. Custody	4	1	0	2	0	1	0	8
3. Assault	2	0	0	0	0	0	0	2
4. Child Support	1	0	0	0	0	0	0	1
5. Judicial Review	0	0	0	1	0	0	0	1
6. Other Drug Offenses	1	0	0	0	0	0	0	1
<u>Relatives</u>								
1. Dependency / Neglect	1	2	0	1	0	1	0	5
2. Custody	2	0	0	1	0	0	0	3
3. Unruly Behavior	0	2	0	0	0	0	0	2
4. In-State Runaway	0	0	0	1	0	0	0	1
5. NO REFERRAL SUBMITTED	0	0	0	0	0	0	0	0
<u>Self</u>								
1. Child Support	1	0	0	0	2	0	0	3
2. Visitation	1	0	2	0	0	0	0	3
3. Paternity / Legitimation	1	0	0	1	0	0	0	2
4. Contempt of Court	1	0	0	0	0	0	0	1
5. Custody	0	0	0	1	0	0	0	1
6. Truancy	0	0	0	1	0	0	0	1
<u>School</u>								
1. Truancy	35	9	1	16	8	0	1	70
2. Assault	7	14	0	1	13	0	0	35
3. Unruly Behavior	5	12	1	3	4	0	0	25
4. Possession of Tobacco Products	3	2	1	0	0	0	0	6
5. Theft of Property	0	3	0	0	0	0	0	3
6. Aggravated Assault	1	1	0	0	0	0	0	2
<u>Community Service Agencies</u>								
1. NO REFERRAL SUBMITTED	0	0	0	0	0	0	0	0

**TENNESSEE COUNCIL OF JUVENILE AND FAMILY COURT JUDGES
2008 GIBSON COUNTY JUVENILE COURT STATISTICAL DATA**

Six Most Frequent Referral Reasons by Source, Race and Sex for CY 2008

	White Male	African American Male	Other Race Male	White Female	African American Female	Other Race Female	Unknown Race or Sex	Total
<u>Department of Children's Services</u>								
1. Dependency / Neglect	14	14	4	14	14	2	2	64
2. Judicial Review	17	13	1	6	6	0	0	43
3. Custody	8	13	0	5	5	1	0	32
4. Administrative Review	2	4	0	4	3	0	0	13
5. Violation of Aftercare	4	1	0	1	2	0	0	8
6. Violation of Probation	2	3	1	0	0	0	0	6
<u>Other State Department</u>								
1. Contempt of Court	28	55	5	23	59	2	50	222
2. Child Support	38	53	5	35	47	5	15	198
3. Paternity / Legitimation	8	11	1	11	17	0	2	50
4. Visitation	1	1	0	1	2	0	2	7
5. Violation of Probation	1	3	1	0	0	0	0	5
<u>District Attorney's Office</u>								
1. Child Support	0	1	0	1	1	1	1	5
2. Paternity / Legitimation	0	0	0	0	1	1	0	2
3. NO REFERRAL SUBMITTED	0	0	0	0	0	0	0	0
<u>Court Staff</u>								
1. Dependency / Neglect	5	5	0	1	5	1	0	17
2. Contempt of Court	0	1	0	0	0	0	0	1
3. Violation of Probation	0	1	0	0	0	0	0	1
4. Visitation	0	0	0	1	0	0	0	1
5. NO REFERRAL SUBMITTED	0	0	0	0	0	0	0	0
<u>Social Agency</u>								
1. NO REFERRAL SUBMITTED	0	0	0	0	0	0	0	0
<u>Other Court</u>								
1. Other	5	0	0	0	0	0	0	5
2. Possession / Consumption of Alcohol	4	0	0	1	0	0	0	5
3. Theft of Property	2	0	0	1	1	0	0	4
4. Vandalism	2	0	0	0	0	0	0	2
5. Aggravated Burglary	1	0	0	0	0	0	0	1
6. Criminal Impersonation	0	0	0	1	0	0	0	1
<u>Victim</u>								
1. Vandalism	5	5	0	4	0	0	0	14
2. Theft of Property	4	5	0	2	1	0	0	12
3. Assault	7	3	0	1	0	0	0	11
4. Worthless Checks	0	0	0	4	0	0	0	4
5. Aggravated Assault	0	2	0	0	0	0	0	2
6. Harassment	1	0	0	0	0	0	0	1
<u>Child & Parent</u>								
1. NO REFERRAL SUBMITTED	0	0	0	0	0	0	0	0

**TENNESSEE COUNCIL OF JUVENILE AND FAMILY COURT JUDGES
2008 GIBSON COUNTY JUVENILE COURT STATISTICAL DATA**

Six Most Frequent Referral Reasons by Source, Race and Sex for CY 2008

	White Male	African American Male	Other Race Male	White Female	African American Female	Other Race Female	Unknown Race or Sex	Total
<u>Hospital</u>								
1. NO REFERRAL SUBMITTED	0	0	0	0	0	0	0	0
<u>Unknown</u>								
1. NO REFERRAL SUBMITTED	0	0	0	0	0	0	0	0
<u>Other</u>								
1. Assault	1	1	0	0	0	0	0	2
2. Harassment	0	2	0	0	0	0	0	2
3. Aggravated Arson	0	1	0	0	0	0	0	1
4. Judicial Review	0	0	0	1	0	0	0	1
5. NO REFERRAL SUBMITTED	0	0	0	0	0	0	0	0

**TENNESSEE COUNCIL OF JUVENILE AND FAMILY COURT JUDGES
2008 GIBSON COUNTY JUVENILE COURT STATISTICAL DATA**

Source of Referrals by Type of Offense, Race and Sex for CY 2008

	White Male	African American Male	Other Race Male	White Female	African American Female	Other Race Female	Unknown Race or Sex	Total
<u>Delinquent</u>								
Law Enforcement	148	131	5	29	27	0	0	340
Other State Department	29	58	6	23	59	2	50	227
School	10	19	0	2	13	0	0	44
Victim	17	15	0	11	1	0	0	44
Other Court	13	0	0	3	1	0	0	17
DCS	6	4	1	2	2	0	0	15
Other	1	4	0	0	0	0	0	5
Parents	3	0	0	0	0	0	0	3
Court Staff	0	2	0	0	0	0	0	2
Self	1	0	0	0	0	0	0	1
Child & Parent	0	0	0	0	0	0	0	0
CSA	0	0	0	0	0	0	0	0
District Attorney's Office	0	0	0	0	0	0	0	0
Hospital	0	0	0	0	0	0	0	0
Relatives	0	0	0	0	0	0	0	0
Social Agency	0	0	0	0	0	0	0	0
Unknown	0	0	0	0	0	0	0	0
Totals	228	233	12	70	103	2	50	698

<u>Status/Unruly</u>								
School	43	23	3	19	12	0	1	101
Law Enforcement	11	7	1	8	7	0	0	34
Parents	9	1	0	5	2	1	0	18
Relatives	0	2	0	1	0	0	0	3
DCS	1	1	0	0	0	0	0	2
Self	0	0	0	1	0	0	0	1
Child & Parent	0	0	0	0	0	0	0	0
Court Staff	0	0	0	0	0	0	0	0
CSA	0	0	0	0	0	0	0	0
District Attorney's Office	0	0	0	0	0	0	0	0
Hospital	0	0	0	0	0	0	0	0
Other	0	0	0	0	0	0	0	0
Other Court	0	0	0	0	0	0	0	0
Other State Department	0	0	0	0	0	0	0	0
Social Agency	0	0	0	0	0	0	0	0
Unknown	0	0	0	0	0	0	0	0
Victim	0	0	0	0	0	0	0	0
Totals	64	34	4	34	21	1	1	159

**TENNESSEE COUNCIL OF JUVENILE AND FAMILY COURT JUDGES
2008 GIBSON COUNTY JUVENILE COURT STATISTICAL DATA**

Source of Referrals by Type of Offense, Race and Sex for CY 2008

	White Male	African American Male	Other Race Male	White Female	African American Female	Other Race Female	Unknown Race or Sex	Total
<u>Dependency and Neglect</u>								
DCS	14	14	4	14	14	2	2	64
Court Staff	5	5	0	1	5	1	0	17
Relatives	1	2	0	1	0	1	0	5
Child & Parent	0	0	0	0	0	0	0	0
CSA	0	0	0	0	0	0	0	0
District Attorney's Office	0	0	0	0	0	0	0	0
Hospital	0	0	0	0	0	0	0	0
Law Enforcement	0	0	0	0	0	0	0	0
Other	0	0	0	0	0	0	0	0
Other Court	0	0	0	0	0	0	0	0
Other State Department	0	0	0	0	0	0	0	0
Parents	0	0	0	0	0	0	0	0
School	0	0	0	0	0	0	0	0
Self	0	0	0	0	0	0	0	0
Social Agency	0	0	0	0	0	0	0	0
Unknown	0	0	0	0	0	0	0	0
Victim	0	0	0	0	0	0	0	0
Totals	20	21	4	16	19	4	2	86

<u>Other Violations</u>								
Child & Parent	0	0	0	0	0	0	0	0
Court Staff	0	0	0	0	0	0	0	0
CSA	0	0	0	0	0	0	0	0
DCS	0	0	0	0	0	0	0	0
District Attorney's Office	0	0	0	0	0	0	0	0
Hospital	0	0	0	0	0	0	0	0
Law Enforcement	0	0	0	0	0	0	0	0
Other	0	0	0	0	0	0	0	0
Other Court	0	0	0	0	0	0	0	0
Other State Department	0	0	0	0	0	0	0	0
Parents	0	0	0	0	0	0	0	0
Relatives	0	0	0	0	0	0	0	0
School	0	0	0	0	0	0	0	0
Self	0	0	0	0	0	0	0	0
Social Agency	0	0	0	0	0	0	0	0
Unknown	0	0	0	0	0	0	0	0
Victim	0	0	0	0	0	0	0	0
Totals	0	0	0	0	0	0	0	0

**TENNESSEE COUNCIL OF JUVENILE AND FAMILY COURT JUDGES
2008 GIBSON COUNTY JUVENILE COURT STATISTICAL DATA**

Source of Referrals by Type of Offense, Race and Sex for CY 2008

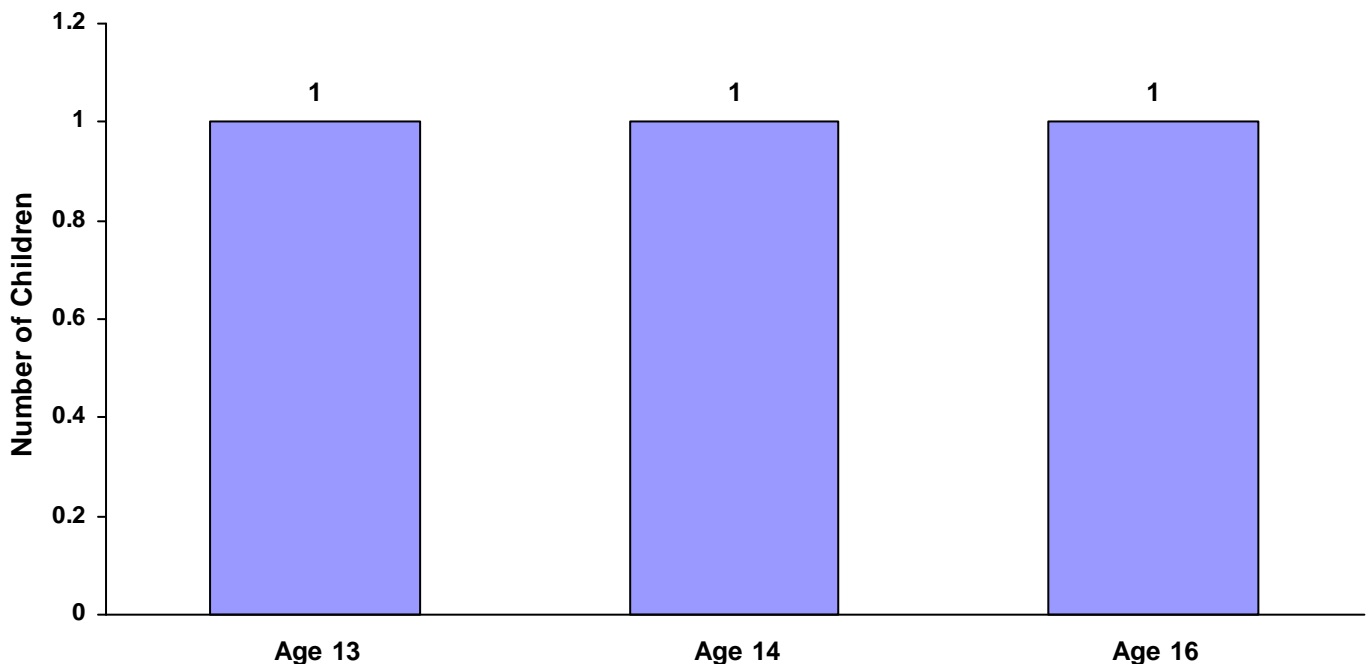
	White Male	African American Male	Other Race Male	White Female	African American Female	Other Race Female	Unknown Race or Sex	Total
<u>Special Proceedings</u>								
Other State Department	47	65	6	47	66	5	19	255
DCS	27	30	1	15	14	1	0	88
Parents	5	1	0	3	0	1	0	10
Self	3	0	2	2	2	0	0	9
District Attorney's Office	0	1	0	1	2	2	1	7
Relatives	2	0	0	1	0	0	0	3
Court Staff	0	0	0	1	0	0	0	1
Other	0	0	0	1	0	0	0	1
Child & Parent	0	0	0	0	0	0	0	0
CSA	0	0	0	0	0	0	0	0
Hospital	0	0	0	0	0	0	0	0
Law Enforcement	0	0	0	0	0	0	0	0
Other Court	0	0	0	0	0	0	0	0
School	0	0	0	0	0	0	0	0
Social Agency	0	0	0	0	0	0	0	0
Unknown	0	0	0	0	0	0	0	0
Victim	0	0	0	0	0	0	0	0
Totals	84	97	9	71	84	9	20	374
<u>Other</u>								
Law Enforcement	17	13	0	3	1	0	0	34
Other Court	5	0	0	0	0	0	0	5
Child & Parent	0	0	0	0	0	0	0	0
Court Staff	0	0	0	0	0	0	0	0
CSA	0	0	0	0	0	0	0	0
DCS	0	0	0	0	0	0	0	0
District Attorney's Office	0	0	0	0	0	0	0	0
Hospital	0	0	0	0	0	0	0	0
Other	0	0	0	0	0	0	0	0
Other State Department	0	0	0	0	0	0	0	0
Parents	0	0	0	0	0	0	0	0
Relatives	0	0	0	0	0	0	0	0
School	0	0	0	0	0	0	0	0
Self	0	0	0	0	0	0	0	0
Social Agency	0	0	0	0	0	0	0	0
Unknown	0	0	0	0	0	0	0	0
Victim	0	0	0	0	0	0	0	0
Totals	22	13	0	3	1	0	0	39
All Referral Source Totals	418	398	29	194	228	16	73	1,356

**TENNESSEE COUNCIL OF JUVENILE AND FAMILY COURT JUDGES
2008 GIBSON COUNTY JUVENILE COURT STATISTICAL DATA**

**Children Referred for Unlawful Carrying/Possession of a Weapon for CY 2008
Total Children = 867**

	White Male	African American Male	Other Race Male	White Female	African American Female	Other Race Female	Unknown Race or Sex	Total	% of All Children Referred
Age Under 1	0	0	0	0	0	0	0	0	0.00%
Age 1	0	0	0	0	0	0	0	0	0.00%
Age 2	0	0	0	0	0	0	0	0	0.00%
Age 3	0	0	0	0	0	0	0	0	0.00%
Age 4	0	0	0	0	0	0	0	0	0.00%
Age 5	0	0	0	0	0	0	0	0	0.00%
Age 6	0	0	0	0	0	0	0	0	0.00%
Age 7	0	0	0	0	0	0	0	0	0.00%
Age 8	0	0	0	0	0	0	0	0	0.00%
Age 9	0	0	0	0	0	0	0	0	0.00%
Age 10	0	0	0	0	0	0	0	0	0.00%
Age 11	0	0	0	0	0	0	0	0	0.00%
Age 12	0	0	0	0	0	0	0	0	0.00%
Age 13	0	1	0	0	0	0	0	1	0.12%
Age 14	0	1	0	0	0	0	0	1	0.12%
Age 15	0	0	0	0	0	0	0	0	0.00%
Age 16	1	0	0	0	0	0	0	1	0.12%
Age 17	0	0	0	0	0	0	0	0	0.00%
Age 18	0	0	0	0	0	0	0	0	0.00%
Age 19 and Over	0	0	0	0	0	0	0	0	0.00%
Totals	1	2	0	0	0	0	0	3	

Total Children Referred for Unlawfully Carrying/Possessing Weapons



**TENNESSEE COUNCIL OF JUVENILE AND FAMILY COURT JUDGES
2008 GIBSON COUNTY JUVENILE COURT STATISTICAL DATA**

Children Referred for Carrying Weapons on School Property for CY 2008

Total Children = 867

	White Male	African American Male	Other Race Male	White Female	African American Female	Other Race Female	Unknown Race or Sex	Total	% of Children Referred
Age Under 1	0	0	0	0	0	0	0	0	0.00%
Age 1	0	0	0	0	0	0	0	0	0.00%
Age 2	0	0	0	0	0	0	0	0	0.00%
Age 3	0	0	0	0	0	0	0	0	0.00%
Age 4	0	0	0	0	0	0	0	0	0.00%
Age 5	0	0	0	0	0	0	0	0	0.00%
Age 6	0	0	0	0	0	0	0	0	0.00%
Age 7	0	0	0	0	0	0	0	0	0.00%
Age 8	0	0	0	0	0	0	0	0	0.00%
Age 9	0	0	0	0	0	0	0	0	0.00%
Age 10	0	0	0	0	0	0	0	0	0.00%
Age 11	0	0	0	0	0	0	0	0	0.00%
Age 12	0	0	0	0	0	0	0	0	0.00%
Age 13	0	0	0	0	0	0	0	0	0.00%
Age 14	0	0	0	0	0	0	0	0	0.00%
Age 15	0	0	0	0	0	0	0	0	0.00%
Age 16	0	0	0	0	0	0	0	0	0.00%
Age 17	0	0	0	0	0	0	0	0	0.00%
Age 18	0	0	0	0	0	0	0	0	0.00%
Age 19 and Over	0	0	0	0	0	0	0	0	0.00%
Totals	0	0	0	0	0	0	0	0	

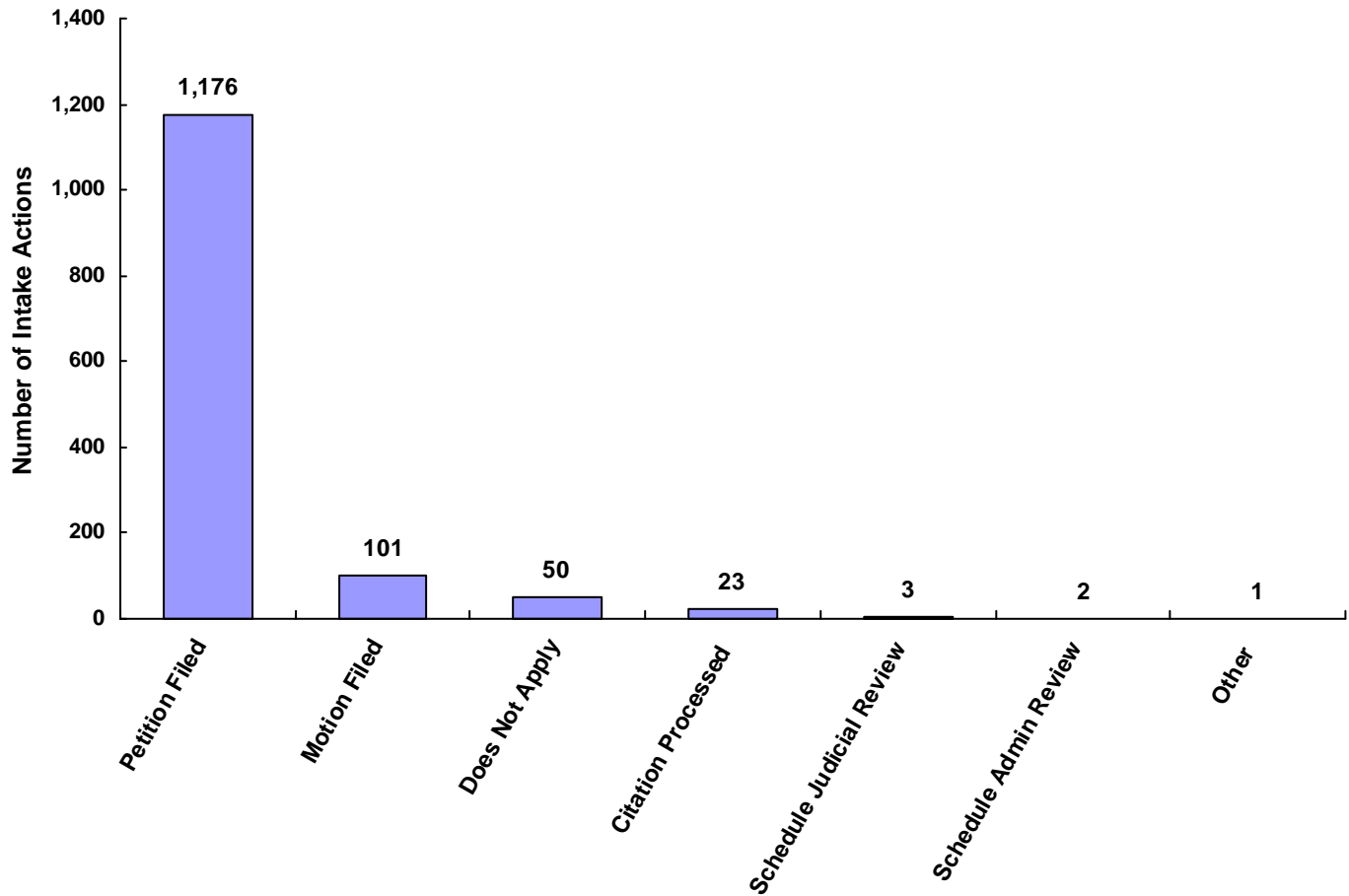
Total Children Referred for Carrying Weapons on School Property

**TENNESSEE COUNCIL OF JUVENILE AND FAMILY COURT JUDGES
2008 GIBSON COUNTY JUVENILE COURT STATISTICAL DATA**

Intake Actions at Referral by Race and Sex for CY 2008

	White Male	African American Male	Other Race Male	White Female	African American Female	Other Race Female	Unknown Race or Sex	Total	% of Total Referrals
Petition Filed	350	356	25	151	208	14	72	1,176	86.73%
Motion Filed	28	34	2	22	14	1	0	101	7.45%
Citation Processed	14	0	0	8	1	0	0	23	1.70%
Paternity Processed Notice	0	0	0	0	0	0	0	0	0.00%
Schedule Judicial Review	1	1	0	0	0	1	0	3	0.22%
Schedule Admin Review	1	0	0	1	0	0	0	2	0.15%
Schedule Foster Care Review	0	0	0	0	0	0	0	0	0.00%
Unknown	0	0	0	0	0	0	0	0	0.00%
Does Not Apply	23	7	2	12	5	0	1	50	3.69%
Other	1	0	0	0	0	0	0	1	0.07%
Totals	418	398	29	194	228	16	73	1,356	

Total Intake Actions at Referral



**TENNESSEE COUNCIL OF JUVENILE AND FAMILY COURT JUDGES
2008 GIBSON COUNTY JUVENILE COURT STATISTICAL DATA**

Intake Actions of Referrals by Class of Offense, Race and Sex for CY 2008

	White Male	African American Male	Other Race Male	White Female	African American Female	Other Race Female	Unknown Race or Sex	Total
<u>Offenses Against Persons</u>								
Petition Filed	37	59	0	6	19	0	0	121
Motion Filed	0	0	0	1	0	0	0	1
Citation Processed	0	0	0	0	0	0	0	0
Notification of Paternity Processed	0	0	0	0	0	0	0	0
Scheduling of Judicial Review	0	0	0	0	0	0	0	0
Scheduling of Administrative Review	0	0	0	0	0	0	0	0
Scheduling of Foster Care Review	0	0	0	0	0	0	0	0
Unknown	0	0	0	0	0	0	0	0
Does Not Apply	0	0	0	0	0	0	0	0
Other	0	0	0	0	0	0	0	0
Totals	37	59	0	7	19	0	0	122

<u>Offenses Against Property</u>								
Petition Filed	82	65	4	17	7	0	0	175
Citation Processed	0	0	0	1	0	0	0	1
Motion Filed	0	0	0	0	0	0	0	0
Notification of Paternity Processed	0	0	0	0	0	0	0	0
Scheduling of Judicial Review	0	0	0	0	0	0	0	0
Scheduling of Administrative Review	0	0	0	0	0	0	0	0
Scheduling of Foster Care Review	0	0	0	0	0	0	0	0
Unknown	0	0	0	0	0	0	0	0
Does Not Apply	0	0	0	0	0	0	0	0
Other	0	0	0	0	0	0	0	0
Totals	82	65	4	18	7	0	0	176

<u>Illegal Conduct</u>								
Petition Filed	99	109	8	41	77	2	50	386
Citation Processed	10	0	0	4	0	0	0	14
Motion Filed	0	0	0	0	0	0	0	0
Notification of Paternity Processed	0	0	0	0	0	0	0	0
Scheduling of Judicial Review	0	0	0	0	0	0	0	0
Scheduling of Administrative Review	0	0	0	0	0	0	0	0
Scheduling of Foster Care Review	0	0	0	0	0	0	0	0
Unknown	0	0	0	0	0	0	0	0
Does Not Apply	0	0	0	0	0	0	0	0
Other	0	0	0	0	0	0	0	0
Totals	109	109	8	45	77	2	50	400

**TENNESSEE COUNCIL OF JUVENILE AND FAMILY COURT JUDGES
2008 GIBSON COUNTY JUVENILE COURT STATISTICAL DATA**

Intake Actions of Referrals by Class of Offense, Race and Sex for CY 2008

	White Male	African American Male	Other Race Male	White Female	African American Female	Other Race Female	Unknown Race or Sex	Total
<u>Status Offenses</u>								
Petition Filed	40	27	2	20	15	1	0	105
Does Not Apply	22	7	2	12	5	0	1	49
Citation Processed	1	0	0	1	1	0	0	3
Scheduling of Administrative Review	0	0	0	1	0	0	0	1
Other	1	0	0	0	0	0	0	1
Motion Filed	0	0	0	0	0	0	0	0
Notification of Paternity Processed	0	0	0	0	0	0	0	0
Scheduling of Judicial Review	0	0	0	0	0	0	0	0
Scheduling of Foster Care Review	0	0	0	0	0	0	0	0
Unknown	0	0	0	0	0	0	0	0
Totals	64	34	4	34	21	1	1	159

<u>Dependency/Neglect</u>								
Petition Filed	19	18	4	14	19	4	2	80
Motion Filed	1	3	0	2	0	0	0	6
Citation Processed	0	0	0	0	0	0	0	0
Notification of Paternity Processed	0	0	0	0	0	0	0	0
Scheduling of Judicial Review	0	0	0	0	0	0	0	0
Scheduling of Administrative Review	0	0	0	0	0	0	0	0
Scheduling of Foster Care Review	0	0	0	0	0	0	0	0
Unknown	0	0	0	0	0	0	0	0
Does Not Apply	0	0	0	0	0	0	0	0
Other	0	0	0	0	0	0	0	0
Totals	20	21	4	16	19	4	2	86

<u>Other Violation Proceedings</u>								
Petition Filed	0	0	0	0	0	0	0	0
Motion Filed	0	0	0	0	0	0	0	0
Citation Processed	0	0	0	0	0	0	0	0
Notification of Paternity Processed	0	0	0	0	0	0	0	0
Scheduling of Judicial Review	0	0	0	0	0	0	0	0
Scheduling of Administrative Review	0	0	0	0	0	0	0	0
Scheduling of Foster Care Review	0	0	0	0	0	0	0	0
Unknown	0	0	0	0	0	0	0	0
Does Not Apply	0	0	0	0	0	0	0	0
Other	0	0	0	0	0	0	0	0
Totals	0	0	0	0	0	0	0	0

**TENNESSEE COUNCIL OF JUVENILE AND FAMILY COURT JUDGES
2008 GIBSON COUNTY JUVENILE COURT STATISTICAL DATA**

Intake Actions of Referrals by Class of Offense, Race and Sex for CY 2008

	White Male	African American Male	Other Race Male	White Female	African American Female	Other Race Female	Unknown Race or Sex	Total
<u>Parentage</u>								
Petition Filed	54	65	7	50	70	7	20	273
Motion Filed	10	15	1	9	5	1	0	41
Scheduling of Judicial Review	0	0	0	0	0	1	0	1
Scheduling of Administrative Review	1	0	0	0	0	0	0	1
Citation Processed	0	0	0	0	0	0	0	0
Notification of Paternity Processed	0	0	0	0	0	0	0	0
Scheduling of Foster Care Review	0	0	0	0	0	0	0	0
Unknown	0	0	0	0	0	0	0	0
Does Not Apply	0	0	0	0	0	0	0	0
Other	0	0	0	0	0	0	0	0
Totals	65	80	8	59	75	9	20	316
<u>Special Proceedings</u>								
Motion Filed	17	16	1	10	9	0	0	53
Petition Filed	0	0	0	2	0	0	0	2
Scheduling of Judicial Review	1	1	0	0	0	0	0	2
Does Not Apply	1	0	0	0	0	0	0	1
Citation Processed	0	0	0	0	0	0	0	0
Notification of Paternity Processed	0	0	0	0	0	0	0	0
Scheduling of Administrative Review	0	0	0	0	0	0	0	0
Scheduling of Foster Care Review	0	0	0	0	0	0	0	0
Unknown	0	0	0	0	0	0	0	0
Other	0	0	0	0	0	0	0	0
Totals	19	17	1	12	9	0	0	58
<u>Other</u>								
Petition Filed	19	13	0	1	1	0	0	34
Citation Processed	3	0	0	2	0	0	0	5
Motion Filed	0	0	0	0	0	0	0	0
Notification of Paternity Processed	0	0	0	0	0	0	0	0
Scheduling of Judicial Review	0	0	0	0	0	0	0	0
Scheduling of Administrative Review	0	0	0	0	0	0	0	0
Scheduling of Foster Care Review	0	0	0	0	0	0	0	0
Unknown	0	0	0	0	0	0	0	0
Does Not Apply	0	0	0	0	0	0	0	0
Other	0	0	0	0	0	0	0	0
Totals	22	13	0	3	1	0	0	39
All Intake Action Totals	418	398	29	194	228	16	73	1,356

**TENNESSEE COUNCIL OF JUVENILE AND FAMILY COURT JUDGES
2008 GIBSON COUNTY JUVENILE COURT STATISTICAL DATA**

Detention Statistics at Referral by Individual Child by Race and Sex for CY 2008

	White Male	African American Male	Other Race Male	White Female	African American Female	Other Race Female	Unknown Race or Sex	Total	% of Total Children
Does Not Apply	229	227	16	141	171	12	68	864	99.65%
Juvenile Detention Facility	0	1	0	0	1	0	0	2	0.23%
Other	0	0	0	0	1	0	0	1	0.12%
Non-Secure Placement	0	0	0	0	0	0	0	0	0.00%
Jail - Complete Separation	0	0	0	0	0	0	0	0	0.00%
Jail - Partial Separation	0	0	0	0	0	0	0	0	0.00%
Jail - No Separation	0	0	0	0	0	0	0	0	0.00%
Psychiatric Hospital	0	0	0	0	0	0	0	0	0.00%
Unknown	0	0	0	0	0	0	0	0	0.00%
Totals	229	228	16	141	173	12	68	867	

Detention Statistics at Referral by Individual Case for CY 2008

	Cases	% of Total Cases
Does Not Apply	1,165	99.15%
Juvenile Detention Facility	9	0.77%
Other	1	0.09%
Non-Secure Placement	0	0.00%
Jail - Complete Separation	0	0.00%
Jail - Partial Separation	0	0.00%
Jail - No Separation	0	0.00%
Psychiatric Hospital	0	0.00%
Unknown	0	0.00%
	1,175	100.00%

Detention Statistics above are reported separately by Child and by Case. One child may have multiple cases.

Does Not Apply: Refers to cases not eligible for detention due to the type of Referral or the decision not to detain.

**TENNESSEE COUNCIL OF JUVENILE AND FAMILY COURT JUDGES
2008 GIBSON COUNTY JUVENILE COURT STATISTICAL DATA**

Placement after Secure Detention Hearing by Individual Child by Race and Sex for CY 2008

	White Male	African American Male	Other Race Male	White Female	African American Female	Other Race Female	Unknown Race or Sex	Total	% of Total Children
Does Not Apply	229	227	16	141	172	12	68	865	99.77%
Psychiatric Hospital	0	1	0	0	1	0	0	2	0.23%
Returned to Prior Living Arr	0	0	0	0	0	0	0	0	0.00%
Juvenile Detention Facility	0	0	0	0	0	0	0	0	0.00%
Jail	0	0	0	0	0	0	0	0	0.00%
Shelter / Group Home	0	0	0	0	0	0	0	0	0.00%
Foster Family Home	0	0	0	0	0	0	0	0	0.00%
Unknown	0	0	0	0	0	0	0	0	0.00%
Other	0	0	0	0	0	0	0	0	0.00%
Totals	229	228	16	141	173	12	68	867	

Placement after Secure Detention Hearing by Individual Case for CY 2008

	Cases	% of Total Cases
Does Not Apply	1,166	99.23%
Psychiatric Hospital	6	0.51%
Other	2	0.17%
Shelter / Group Home	1	0.09%
Returned to Prior Living Arrangement	0	0.00%
Juvenile Detention Facility	0	0.00%
Jail	0	0.00%
Foster Family Home	0	0.00%
Unknown	0	0.00%
	1,175	100.00%

Detention Statistics above are reported separately by Child and by Case. One child may have multiple cases.

Does Not Apply: Refers to cases not eligible for detention due to the type of Referral or the decision not to detain.

**TENNESSEE COUNCIL OF JUVENILE AND FAMILY COURT JUDGES
2008 GIBSON COUNTY JUVENILE COURT STATISTICAL DATA**

Dispositional Procedures for CY 2008

Procedures used to Dispose or Adjust all Referrals

	Number	% of All Referrals
Formally Adjudicated	845	62.32%
Informally Adjusted	10	0.74%
Transfer to Adult Court Hearings and Charges Cleared	6	0.44%
Otherwise Handled	495	36.50%
	1,356	100.00%

Referrals Disposed by Formal Adjudicatory Proceedings

	Number	% of All Referrals
Dismissed	383	28.24%
Retired / Nolle Prosequi	101	7.45%
Complaint Substantiated Delinquent	228	16.81%
Complaint Substantiated Status Offender	60	4.42%
Complaint Substantiated Dependent/Neglect	73	5.38%
Complaint Substantiated Abused	0	0.00%
Complaint Substantiated Mentally Ill	0	0.00%
	845	62.30%

Referrals Disposed by Other Actions

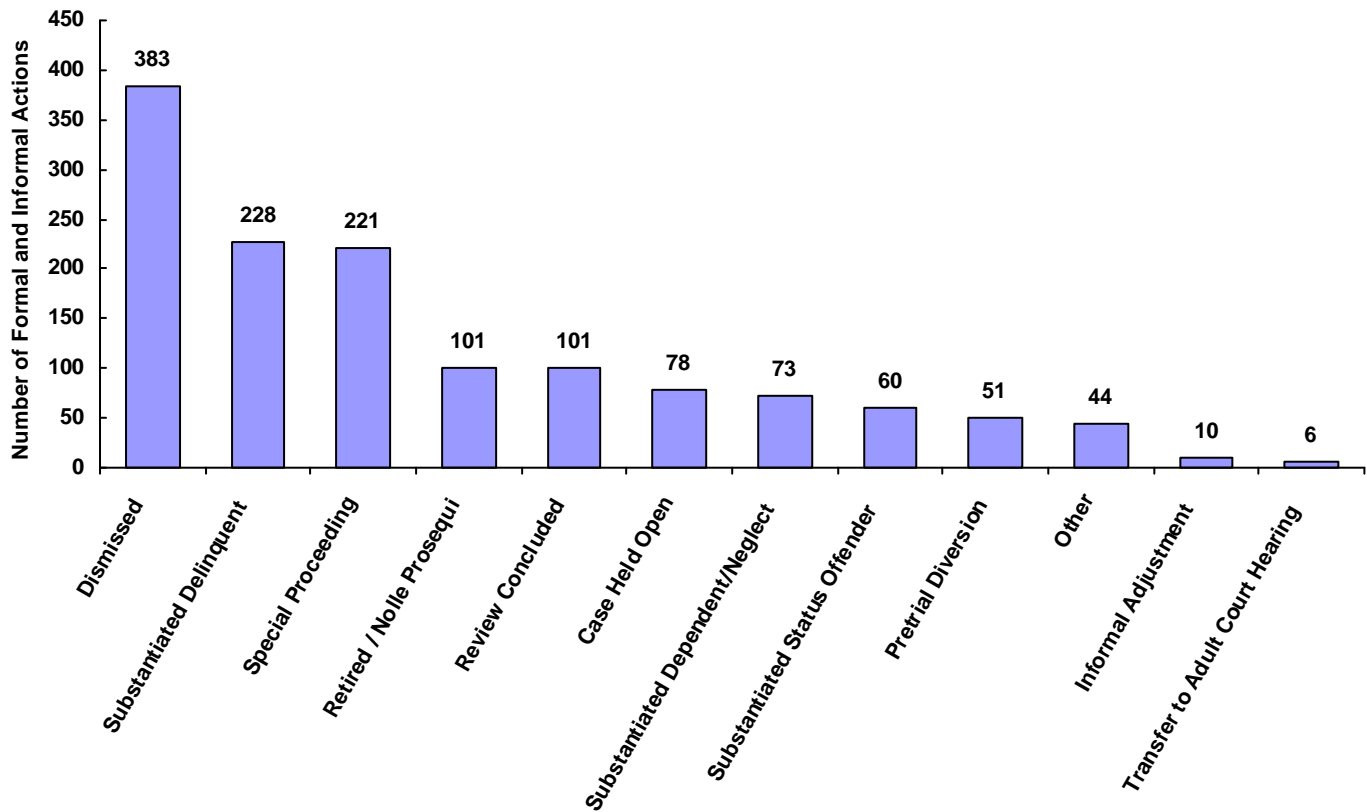
	Number	% of All Referrals
Informal Adjustment	10	0.74%
Transfer to Adult Court Hearing	6	0.44%
Charges Cleared by Transfer to Adult Court	0	0.00%
Pretrial Diversion	51	3.76%
Special Proceeding	221	16.30%
Review Concluded	101	7.45%
Case Held Open	78	5.75%
Other	44	3.24%
Unknown	0	0.00%
	511	37.68%

TENNESSEE COUNCIL OF JUVENILE AND FAMILY COURT JUDGES 2008 GIBSON COUNTY JUVENILE COURT STATISTICAL DATA

Formal and Informal Actions by Race and Sex for CY 2008

	White Male	African American Male	Other Race Male	White Female	African American Female	Other Race Female	Unknown Race or Sex	Total	% of Total Referrals
Dismissed	91	125	5	53	76	6	27	383	28.24%
Retired / Nolle Prosequi	14	29	4	8	30	0	16	101	7.45%
Substantiated Delinquent	104	92	8	10	14	0	0	228	16.81%
Substantiated Status Offender	25	13	1	16	5	0	0	60	4.42%
Substantiated Dependent/Neglect	17	14	2	15	20	3	2	73	5.38%
Substantiated Abused	0	0	0	0	0	0	0	0	0.00%
Substantiated Mentally Ill	0	0	0	0	0	0	0	0	0.00%
Informal Adjustment	3	2	0	5	0	0	0	10	0.74%
Pretrial Diversion	21	17	0	8	5	0	0	51	3.76%
Transfer to Adult Court Hearing	2	4	0	0	0	0	0	6	0.44%
Cleared by Transfer to Adult Court	0	0	0	0	0	0	0	0	0.00%
Special Proceeding	41	49	6	38	54	6	27	221	16.30%
Review Concluded	33	32	1	22	12	1	0	101	7.45%
Case Held Open	45	15	0	11	7	0	0	78	5.75%
Unknown	0	0	0	0	0	0	0	0	0.00%
Other	22	6	2	8	5	0	1	44	3.24%
Totals	418	398	29	194	228	16	73	1,356	

Total Formal and Informal Actions



**TENNESSEE COUNCIL OF JUVENILE AND FAMILY COURT JUDGES
2008 GIBSON COUNTY JUVENILE COURT STATISTICAL DATA**

Formal and Informal Actions by Type of Offense, Race and Sex for CY 2008

	White Male	African American Male	Other Race Male	White Female	African American Female	Other Race Female	Unknown Race or Sex	Total
<u>Delinquent</u>								
Dismissed	60	89	1	28	49	2	25	254
Complaint Substantiated Delinquent	91	88	7	9	13	0	0	208
Case Held Open	36	12	0	11	7	0	0	66
Special Proceeding	10	11	2	8	15	0	17	63
Retired / Nolle Prosequi	6	15	2	5	13	0	8	49
Pretrial Diversion	20	15	0	7	5	0	0	47
Transfer to Adult Court Hearing	2	3	0	0	0	0	0	5
Complaint Substantiated Dependent/Neglect	1	0	0	0	1	0	0	2
Review Concluded	0	0	0	2	0	0	0	2
Complaint Substantiated Status Offender	1	0	0	0	0	0	0	1
Other	1	0	0	0	0	0	0	1
Complaint Substantiated Abused	0	0	0	0	0	0	0	0
Complaint Substantiated Mentally Ill	0	0	0	0	0	0	0	0
Informal Adjustment	0	0	0	0	0	0	0	0
Charges Cleared by Transfer to Adult Court	0	0	0	0	0	0	0	0
Unknown	0	0	0	0	0	0	0	0
Totals	228	233	12	70	103	2	50	698

<u>Status</u>								
Complaint Substantiated Status Offender	24	13	1	15	5	0	0	58
Other	21	5	2	8	5	0	1	42
Dismissed	7	9	0	4	5	0	0	25
Complaint Substantiated Dependent/Neglect	4	3	0	1	6	1	0	15
Informal Adjustment	3	2	0	5	0	0	0	10
Case Held Open	4	1	0	0	0	0	0	5
Complaint Substantiated Delinquent	1	0	1	0	0	0	0	2
Retired / Nolle Prosequi	0	1	0	0	0	0	0	1
Review Concluded	0	0	0	1	0	0	0	1
Complaint Substantiated Abused	0	0	0	0	0	0	0	0
Complaint Substantiated Mentally Ill	0	0	0	0	0	0	0	0
Pretrial Diversion	0	0	0	0	0	0	0	0
Transfer to Adult Court Hearing	0	0	0	0	0	0	0	0
Charges Cleared by Transfer to Adult Court	0	0	0	0	0	0	0	0
Special Proceeding	0	0	0	0	0	0	0	0
Unknown	0	0	0	0	0	0	0	0
Totals	64	34	4	34	21	1	1	159

**TENNESSEE COUNCIL OF JUVENILE AND FAMILY COURT JUDGES
2008 GIBSON COUNTY JUVENILE COURT STATISTICAL DATA**

Formal and Informal Actions by Type of Offense, Race and Sex for CY 2008

	White Male	African American Male	Other Race Male	White Female	African American Female	Other Race Female	Unknown Race or Sex	Total
<u>Dependency and Neglect</u>								
Complaint Substantiated Dependent/Neglect	10	10	2	11	13	1	2	49
Dismissed	5	4	2	2	6	2	0	21
Review Concluded	5	5	0	3	0	1	0	14
Complaint Substantiated Delinquent	0	1	0	0	0	0	0	1
Other	0	1	0	0	0	0	0	1
Retired / Nolle Prosequi	0	0	0	0	0	0	0	0
Complaint Substantiated Status Offender	0	0	0	0	0	0	0	0
Complaint Substantiated Abused	0	0	0	0	0	0	0	0
Complaint Substantiated Mentally Ill	0	0	0	0	0	0	0	0
Informal Adjustment	0	0	0	0	0	0	0	0
Pretrial Diversion	0	0	0	0	0	0	0	0
Transfer to Adult Court Hearing	0	0	0	0	0	0	0	0
Charges Cleared by Transfer to Adult Court	0	0	0	0	0	0	0	0
Special Proceeding	0	0	0	0	0	0	0	0
Case Held Open	0	0	0	0	0	0	0	0
Unknown	0	0	0	0	0	0	0	0
Totals	20	21	4	16	19	4	2	86
<u>Other Violations</u>								
Dismissed	0	0	0	0	0	0	0	0
Retired / Nolle Prosequi	0	0	0	0	0	0	0	0
Complaint Substantiated Delinquent	0	0	0	0	0	0	0	0
Complaint Substantiated Status Offender	0	0	0	0	0	0	0	0
Complaint Substantiated Dependent/Neglect	0	0	0	0	0	0	0	0
Complaint Substantiated Abused	0	0	0	0	0	0	0	0
Complaint Substantiated Mentally Ill	0	0	0	0	0	0	0	0
Informal Adjustment	0	0	0	0	0	0	0	0
Pretrial Diversion	0	0	0	0	0	0	0	0
Transfer to Adult Court Hearing	0	0	0	0	0	0	0	0
Charges Cleared by Transfer to Adult Court	0	0	0	0	0	0	0	0
Special Proceeding	0	0	0	0	0	0	0	0
Review Concluded	0	0	0	0	0	0	0	0
Case Held Open	0	0	0	0	0	0	0	0
Unknown	0	0	0	0	0	0	0	0
Other	0	0	0	0	0	0	0	0
Totals	0	0	0	0	0	0	0	0

**TENNESSEE COUNCIL OF JUVENILE AND FAMILY COURT JUDGES
2008 GIBSON COUNTY JUVENILE COURT STATISTICAL DATA**

Formal and Informal Actions by Type of Offense, Race and Sex for CY 2008

	White Male	African American Male	Other Race Male	White Female	African American Female	Other Race Female	Unknown Race or Sex	Total
<u>Special Proceedings</u>								
Special Proceeding	31	38	4	30	39	6	10	158
Review Concluded	28	27	1	16	12	0	0	84
Dismissed	15	16	2	18	16	2	2	71
Retired / Nolle Prosequi	8	13	2	3	17	0	8	51
Complaint Substantiated Dependent/Neglect	2	1	0	3	0	1	0	7
Case Held Open	0	2	0	0	0	0	0	2
Complaint Substantiated Status Offender	0	0	0	1	0	0	0	1
Complaint Substantiated Delinquent	0	0	0	0	0	0	0	0
Complaint Substantiated Abused	0	0	0	0	0	0	0	0
Complaint Substantiated Mentally Ill	0	0	0	0	0	0	0	0
Informal Adjustment	0	0	0	0	0	0	0	0
Pretrial Diversion	0	0	0	0	0	0	0	0
Transfer to Adult Court Hearing	0	0	0	0	0	0	0	0
Charges Cleared by Transfer to Adult Court	0	0	0	0	0	0	0	0
Unknown	0	0	0	0	0	0	0	0
Other	0	0	0	0	0	0	0	0
Totals	84	97	9	71	84	9	20	374
<u>Other</u>								
Complaint Substantiated Delinquent	12	3	0	1	1	0	0	17
Dismissed	4	7	0	1	0	0	0	12
Case Held Open	5	0	0	0	0	0	0	5
Pretrial Diversion	1	2	0	1	0	0	0	4
Transfer to Adult Court Hearing	0	1	0	0	0	0	0	1
Retired / Nolle Prosequi	0	0	0	0	0	0	0	0
Complaint Substantiated Status Offender	0	0	0	0	0	0	0	0
Complaint Substantiated Dependent/Neglect	0	0	0	0	0	0	0	0
Complaint Substantiated Abused	0	0	0	0	0	0	0	0
Complaint Substantiated Mentally Ill	0	0	0	0	0	0	0	0
Informal Adjustment	0	0	0	0	0	0	0	0
Charges Cleared by Transfer to Adult Court	0	0	0	0	0	0	0	0
Special Proceeding	0	0	0	0	0	0	0	0
Review Concluded	0	0	0	0	0	0	0	0
Unknown	0	0	0	0	0	0	0	0
Other	0	0	0	0	0	0	0	0
Totals	22	13	0	3	1	0	0	39
All Action Totals	418	398	29	194	228	16	73	1,356

**TENNESSEE COUNCIL OF JUVENILE AND FAMILY COURT JUDGES
2008 GIBSON COUNTY JUVENILE COURT STATISTICAL DATA**

Formal and Informal Actions by Class of Referral, Race and Sex for CY 2008

	White Male	African American Male	Other Race Male	White Female	African American Female	Other Race Female	Unknown Race or Sex	Total
<u>Offenses Against Persons</u>								
Dismissed	15	20	0	4	13	0	0	52
Complaint Substantiated Delinquent	12	27	0	0	3	0	0	42
Case Held Open	5	5	0	1	2	0	0	13
Pretrial Diversion	4	4	0	1	1	0	0	10
Transfer to Adult Court Hearing	0	2	0	0	0	0	0	2
Retired / Nolle Prosequi	0	1	0	0	0	0	0	1
Complaint Substantiated Dependent/Neglect	1	0	0	0	0	0	0	1
Review Concluded	0	0	0	1	0	0	0	1
Complaint Substantiated Status Offender	0	0	0	0	0	0	0	0
Complaint Substantiated Abused	0	0	0	0	0	0	0	0
Complaint Substantiated Mentally Ill	0	0	0	0	0	0	0	0
Informal Adjustment	0	0	0	0	0	0	0	0
Charges Cleared by Transfer to Adult Court	0	0	0	0	0	0	0	0
Special Proceeding	0	0	0	0	0	0	0	0
Unknown	0	0	0	0	0	0	0	0
Other	0	0	0	0	0	0	0	0
Totals	37	59	0	7	19	0	0	122

<u>Offenses Against Property</u>								
Complaint Substantiated Delinquent	39	30	4	4	5	0	0	82
Dismissed	17	19	0	8	0	0	0	44
Case Held Open	19	5	0	4	0	0	0	28
Pretrial Diversion	5	10	0	1	2	0	0	18
Transfer to Adult Court Hearing	2	1	0	0	0	0	0	3
Review Concluded	0	0	0	1	0	0	0	1
Retired / Nolle Prosequi	0	0	0	0	0	0	0	0
Complaint Substantiated Status Offender	0	0	0	0	0	0	0	0
Complaint Substantiated Dependent/Neglect	0	0	0	0	0	0	0	0
Complaint Substantiated Abused	0	0	0	0	0	0	0	0
Complaint Substantiated Mentally Ill	0	0	0	0	0	0	0	0
Informal Adjustment	0	0	0	0	0	0	0	0
Charges Cleared by Transfer to Adult Court	0	0	0	0	0	0	0	0
Special Proceeding	0	0	0	0	0	0	0	0
Unknown	0	0	0	0	0	0	0	0
Other	0	0	0	0	0	0	0	0
Totals	82	65	4	18	7	0	0	176

**TENNESSEE COUNCIL OF JUVENILE AND FAMILY COURT JUDGES
2008 GIBSON COUNTY JUVENILE COURT STATISTICAL DATA**

Formal and Informal Actions by Class of Referral, Race and Sex for CY 2008

	White Male	African American Male	Other Race Male	White Female	African American Female	Other Race Female	Unknown Race or Sex	Total
<u>Illegal Conduct</u>								
Dismissed	28	50	1	16	36	2	25	158
Complaint Substantiated Delinquent	40	31	3	5	5	0	0	84
Special Proceeding	10	11	2	8	15	0	17	63
Retired / Nolle Prosequi	6	14	2	5	13	0	8	48
Case Held Open	12	2	0	6	5	0	0	25
Pretrial Diversion	11	1	0	5	2	0	0	19
Complaint Substantiated Status Offender	1	0	0	0	0	0	0	1
Complaint Substantiated Dependent/Neglect	0	0	0	0	1	0	0	1
Other	1	0	0	0	0	0	0	1
Complaint Substantiated Abused	0	0	0	0	0	0	0	0
Complaint Substantiated Mentally Ill	0	0	0	0	0	0	0	0
Informal Adjustment	0	0	0	0	0	0	0	0
Transfer to Adult Court Hearing	0	0	0	0	0	0	0	0
Charges Cleared by Transfer to Adult Court	0	0	0	0	0	0	0	0
Review Concluded	0	0	0	0	0	0	0	0
Unknown	0	0	0	0	0	0	0	0
Totals	109	109	8	45	77	2	50	400

Status Offenses

Complaint Substantiated Status Offender	24	13	1	15	5	0	0	58
Other	21	5	2	8	5	0	1	42
Dismissed	7	9	0	4	5	0	0	25
Complaint Substantiated Dependent/Neglect	4	3	0	1	6	1	0	15
Informal Adjustment	3	2	0	5	0	0	0	10
Case Held Open	4	1	0	0	0	0	0	5
Complaint Substantiated Delinquent	1	0	1	0	0	0	0	2
Retired / Nolle Prosequi	0	1	0	0	0	0	0	1
Review Concluded	0	0	0	1	0	0	0	1
Complaint Substantiated Abused	0	0	0	0	0	0	0	0
Complaint Substantiated Mentally Ill	0	0	0	0	0	0	0	0
Pretrial Diversion	0	0	0	0	0	0	0	0
Transfer to Adult Court Hearing	0	0	0	0	0	0	0	0
Charges Cleared by Transfer to Adult Court	0	0	0	0	0	0	0	0
Special Proceeding	0	0	0	0	0	0	0	0
Unknown	0	0	0	0	0	0	0	0
Totals	64	34	4	34	21	1	1	159

**TENNESSEE COUNCIL OF JUVENILE AND FAMILY COURT JUDGES
2008 GIBSON COUNTY JUVENILE COURT STATISTICAL DATA**

Formal and Informal Actions by Class of Referral, Race and Sex for CY 2008

	White Male	African American Male	Other Race Male	White Female	African American Female	Other Race Female	Unknown Race or Sex	Total
<u>Dependency/Neglect</u>								
Complaint Substantiated Dependent/Neglect	10	10	2	11	13	1	2	49
Dismissed	5	4	2	2	6	2	0	21
Review Concluded	5	5	0	3	0	1	0	14
Complaint Substantiated Delinquent	0	1	0	0	0	0	0	1
Other	0	1	0	0	0	0	0	1
Retired / Nolle Prosequi	0	0	0	0	0	0	0	0
Complaint Substantiated Status Offender	0	0	0	0	0	0	0	0
Complaint Substantiated Abused	0	0	0	0	0	0	0	0
Complaint Substantiated Mentally Ill	0	0	0	0	0	0	0	0
Informal Adjustment	0	0	0	0	0	0	0	0
Pretrial Diversion	0	0	0	0	0	0	0	0
Transfer to Adult Court Hearing	0	0	0	0	0	0	0	0
Charges Cleared by Transfer to Adult Court	0	0	0	0	0	0	0	0
Special Proceeding	0	0	0	0	0	0	0	0
Case Held Open	0	0	0	0	0	0	0	0
Unknown	0	0	0	0	0	0	0	0
Totals	20	21	4	16	19	4	2	86

Other Violation Proceedings

Dismissed	0	0	0	0	0	0	0	0
Retired / Nolle Prosequi	0	0	0	0	0	0	0	0
Complaint Substantiated Delinquent	0	0	0	0	0	0	0	0
Complaint Substantiated Status Offender	0	0	0	0	0	0	0	0
Complaint Substantiated Dependent/Neglect	0	0	0	0	0	0	0	0
Complaint Substantiated Abused	0	0	0	0	0	0	0	0
Complaint Substantiated Mentally Ill	0	0	0	0	0	0	0	0
Informal Adjustment	0	0	0	0	0	0	0	0
Pretrial Diversion	0	0	0	0	0	0	0	0
Transfer to Adult Court Hearing	0	0	0	0	0	0	0	0
Charges Cleared by Transfer to Adult Court	0	0	0	0	0	0	0	0
Special Proceeding	0	0	0	0	0	0	0	0
Review Concluded	0	0	0	0	0	0	0	0
Case Held Open	0	0	0	0	0	0	0	0
Unknown	0	0	0	0	0	0	0	0
Other	0	0	0	0	0	0	0	0
Totals	0	0	0	0	0	0	0	0

**TENNESSEE COUNCIL OF JUVENILE AND FAMILY COURT JUDGES
2008 GIBSON COUNTY JUVENILE COURT STATISTICAL DATA**

Formal and Informal Actions by Class of Referral, Race and Sex for CY 2008

	White Male	African American Male	Other Race Male	White Female	African American Female	Other Race Female	Unknown Race or Sex	Total
<u>Parentage</u>								
Special Proceeding	31	38	4	30	39	6	10	158
Dismissed	15	16	2	17	16	2	2	70
Retired / Nolle Prosequi	8	13	2	3	17	0	8	51
Review Concluded	10	10	0	6	3	0	0	29
Complaint Substantiated Dependent/Neglect	1	1	0	3	0	1	0	6
Case Held Open	0	2	0	0	0	0	0	2
Complaint Substantiated Delinquent	0	0	0	0	0	0	0	0
Complaint Substantiated Status Offender	0	0	0	0	0	0	0	0
Complaint Substantiated Abused	0	0	0	0	0	0	0	0
Complaint Substantiated Mentally Ill	0	0	0	0	0	0	0	0
Informal Adjustment	0	0	0	0	0	0	0	0
Pretrial Diversion	0	0	0	0	0	0	0	0
Transfer to Adult Court Hearing	0	0	0	0	0	0	0	0
Charges Cleared by Transfer to Adult Court	0	0	0	0	0	0	0	0
Unknown	0	0	0	0	0	0	0	0
Other	0	0	0	0	0	0	0	0
Totals	65	80	8	59	75	9	20	316

Special Proceedings

Review Concluded	18	17	1	10	9	0	0	55
Dismissed	0	0	0	1	0	0	0	1
Complaint Substantiated Status Offender	0	0	0	1	0	0	0	1
Complaint Substantiated Dependent/Neglect	1	0	0	0	0	0	0	1
Retired / Nolle Prosequi	0	0	0	0	0	0	0	0
Complaint Substantiated Delinquent	0	0	0	0	0	0	0	0
Complaint Substantiated Abused	0	0	0	0	0	0	0	0
Complaint Substantiated Mentally Ill	0	0	0	0	0	0	0	0
Informal Adjustment	0	0	0	0	0	0	0	0
Pretrial Diversion	0	0	0	0	0	0	0	0
Transfer to Adult Court Hearing	0	0	0	0	0	0	0	0
Charges Cleared by Transfer to Adult Court	0	0	0	0	0	0	0	0
Special Proceeding	0	0	0	0	0	0	0	0
Case Held Open	0	0	0	0	0	0	0	0
Unknown	0	0	0	0	0	0	0	0
Other	0	0	0	0	0	0	0	0
Totals	19	17	1	12	9	0	0	58

**TENNESSEE COUNCIL OF JUVENILE AND FAMILY COURT JUDGES
2008 GIBSON COUNTY JUVENILE COURT STATISTICAL DATA**

Formal and Informal Actions by Class of Referral, Race and Sex for CY 2008

	White Male	African American Male	Other Race Male	White Female	African American Female	Other Race Female	Unknown Race or Sex	Total
Other								
Complaint Substantiated Delinquent	12	3	0	1	1	0	0	17
Dismissed	4	7	0	1	0	0	0	12
Case Held Open	5	0	0	0	0	0	0	5
Pretrial Diversion	1	2	0	1	0	0	0	4
Transfer to Adult Court Hearing	0	1	0	0	0	0	0	1
Retired / Nolle Prosequi	0	0	0	0	0	0	0	0
Complaint Substantiated Status Offender	0	0	0	0	0	0	0	0
Complaint Substantiated Dependent/Neglect	0	0	0	0	0	0	0	0
Complaint Substantiated Abused	0	0	0	0	0	0	0	0
Complaint Substantiated Mentally Ill	0	0	0	0	0	0	0	0
Informal Adjustment	0	0	0	0	0	0	0	0
Charges Cleared by Transfer to Adult Court	0	0	0	0	0	0	0	0
Special Proceeding	0	0	0	0	0	0	0	0
Review Concluded	0	0	0	0	0	0	0	0
Unknown	0	0	0	0	0	0	0	0
Other	0	0	0	0	0	0	0	0
Totals	22	13	0	3	1	0	0	39
<hr/>								
All Action Totals	418	398	29	194	228	16	73	1,356

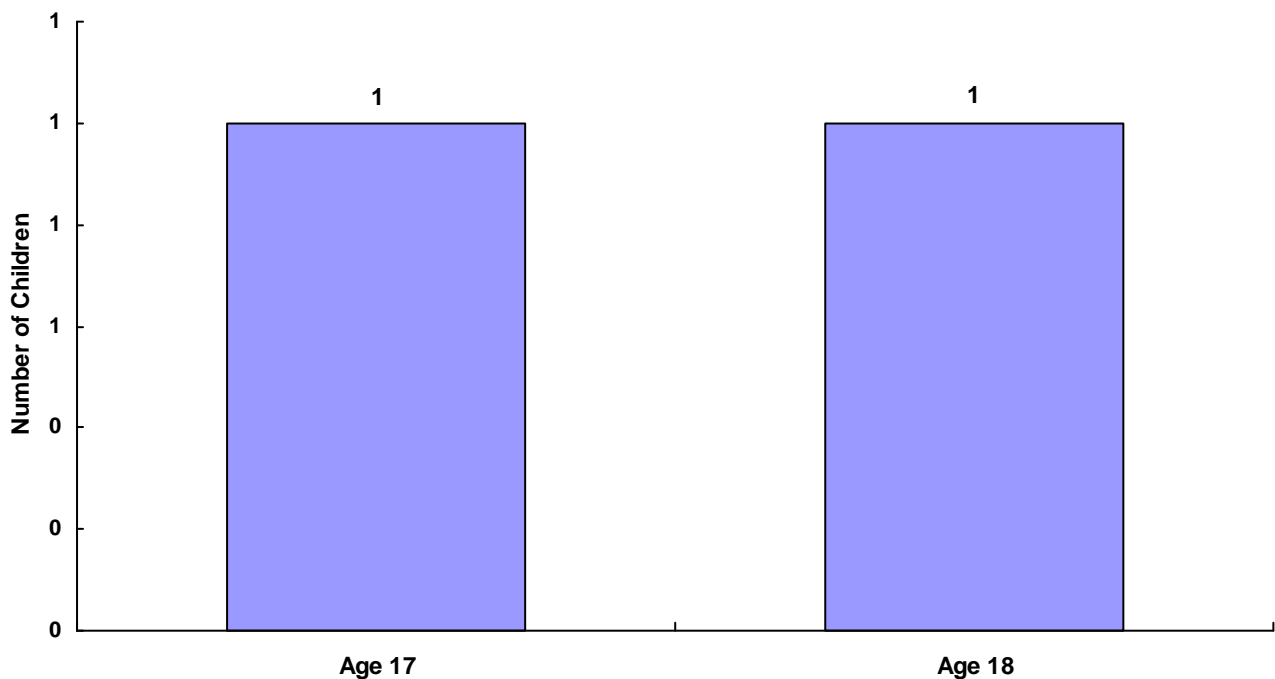
**TENNESSEE COUNCIL OF JUVENILE AND FAMILY COURT JUDGES
2008 GIBSON COUNTY JUVENILE COURT STATISTICAL DATA**

Children Transferred to Adult Court by Age at Disposition Date, Race and Sex for CY 2008

Total Children = 867

	White Male	African American Male	Other Race Male	White Female	African American Female	Other Race Female	Unknown Race or Sex	Total	% of All Children Referred
Age Under 1	0	0	0	0	0	0	0	0	0.00%
Age 1	0	0	0	0	0	0	0	0	0.00%
Age 2	0	0	0	0	0	0	0	0	0.00%
Age 3	0	0	0	0	0	0	0	0	0.00%
Age 4	0	0	0	0	0	0	0	0	0.00%
Age 5	0	0	0	0	0	0	0	0	0.00%
Age 6	0	0	0	0	0	0	0	0	0.00%
Age 7	0	0	0	0	0	0	0	0	0.00%
Age 8	0	0	0	0	0	0	0	0	0.00%
Age 9	0	0	0	0	0	0	0	0	0.00%
Age 10	0	0	0	0	0	0	0	0	0.00%
Age 11	0	0	0	0	0	0	0	0	0.00%
Age 12	0	0	0	0	0	0	0	0	0.00%
Age 13	0	0	0	0	0	0	0	0	0.00%
Age 14	0	0	0	0	0	0	0	0	0.00%
Age 15	0	0	0	0	0	0	0	0	0.00%
Age 16	0	0	0	0	0	0	0	0	0.00%
Age 17	1	0	0	0	0	0	0	1	0.12%
Age 18	0	1	0	0	0	0	0	1	0.12%
Age 19 and Over	0	0	0	0	0	0	0	0	0.00%
Totals	1	1	0	0	0	0	0	2	

Total Children Transferred to Adult Court



**TENNESSEE COUNCIL OF JUVENILE AND FAMILY COURT JUDGES
2008 GIBSON COUNTY JUVENILE COURT STATISTICAL DATA**

Outcomes by Type Of Disposition, Race and Sex for CY 2008

	White Male	African American Male	Other Race Male	White Female	African American Female	Other Race Female	Unknown Race or Sex	Total
<u>General Action Codes</u>								
Case Dismissed	92	111	5	48	76	6	26	364
Case Retired or Nolle Prosequi	14	30	4	9	30	0	16	103
Restitution	43	36	3	3	2	0	0	87
Held Open For Review	35	16	0	14	10	0	0	75
Placement with City/Cnty Agcy/Facility	11	13	2	10	15	1	17	69
Referral to Another Entity for Superv/Servc	22	10	1	15	6	0	0	54
Probation to Parents	23	6	2	13	4	0	1	49
No Contact Order	18	20	0	7	1	1	0	47
Supervision / Probation to Juvenile Court	15	12	0	6	4	0	0	37
Referred for Mental Health Counseling	6	2	0	3	1	0	0	12
Fine	6	2	1	1	0	0	0	10
Injunction Other than No Contact Order	3	2	0	3	0	0	0	8
Placement with Relative / Other Individual	0	3	0	0	1	0	1	5
Referred for Alcohol and Drug Counseling	2	0	0	2	0	0	0	4
Referred to Alternative School	2	1	0	0	0	0	1	4
Referred to Alcohol Safety School	3	0	0	0	0	0	0	3
Driver's License Held Informally	1	1	0	0	0	0	0	2
Public Service	0	2	0	0	0	0	0	2
Warned / Counseled	0	1	0	0	0	0	0	1
Referred to Defensive Driving School	1	0	0	0	0	0	0	1
Referral to Juvenile Court Educ-Based Pgm	0	1	0	0	0	0	0	1
Referred to Private Child Agency	0	0	0	0	0	0	0	0
Voluntary Placement with DMHMR	0	0	0	0	0	0	0	0
Private Mental Health Placement	0	0	0	0	0	0	0	0
Private MR Placement	0	0	0	0	0	0	0	0
Runaway Returned	0	0	0	0	0	0	0	0
House Arrest	0	0	0	0	0	0	0	0
Court Defined Curfew	0	0	0	0	0	0	0	0
Dismissed from Informal Adjustment	0	0	0	0	0	0	0	0
Dismissed from Pretrial Diversion	0	0	0	0	0	0	0	0
Released from Probation	0	0	0	0	0	0	0	0
Totals	297	269	18	134	150	8	62	938

**TENNESSEE COUNCIL OF JUVENILE AND FAMILY COURT JUDGES
2008 GIBSON COUNTY JUVENILE COURT STATISTICAL DATA**

Outcomes by Type Of Disposition, Race and Sex for CY 2008

	White Male	African American Male	Other Race Male	White Female	African American Female	Other Race Female	Unknown Race or Sex	Total
Formal Action Codes								
Placed Under a Valid Court Order	43	54	4	50	54	7	12	224
DCS Commitment - Custody	39	33	6	7	8	1	0	94
DCS Commitment - Suspended	28	34	0	1	2	0	0	65
Other Intensive Probation	20	22	0	1	2	0	0	45
DCS Probation	13	19	0	1	3	0	0	36
Transfer to Another Juvenile Court for Dispo	4	4	0	2	2	0	0	12
Supervision by DCS	1	0	1	5	1	0	0	8
Transferred to Adult Court	2	1	0	0	0	0	0	3
DMHMR Involuntary Commitment	0	0	0	0	0	0	0	0
DCS Commitment - Determinate	0	0	0	0	0	0	0	0
DCS Intensive Probation	0	0	0	0	0	0	0	0
Parental Rights Terminated	0	0	0	0	0	0	0	0
Parental Rights Not Terminated	0	0	0	0	0	0	0	0
Totals	150	167	11	67	72	8	12	487

Special Proceedings

Court Costs	189	161	8	71	81	3	21	534
Custody Changed	18	23	4	18	19	2	2	86
Foster Care Continued	24	20	1	18	11	1	1	76
Request for Medical Treatment Granted	9	13	1	13	15	2	2	55
Child Support Granted	13	11	1	11	12	2	2	52
Paternity Determined / Child Legitimated	7	8	2	6	15	0	1	39
Child Support Amended	3	11	0	3	9	0	4	30
Visitation Changed	4	4	2	8	8	0	3	29
Visitation Unchanged	6	6	1	5	8	2	1	29
Foster Care Terminated	3	8	0	1	8	0	0	20
Child Support Terminated	2	3	0	4	2	0	0	11
Custody Unchanged	2	4	1	2	0	0	0	9
Voluntary Acknowledgement of Paternity	2	3	1	1	2	0	0	9
Paternity Not Determ/Child Not Legitimated	0	2	0	3	0	0	0	5
Order of Reference to DCS	2	0	0	0	0	0	0	2
Child Support Denied	0	0	0	0	0	0	0	0
Request for Medical Treatment Denied	0	0	0	0	0	0	0	0
Consent to Marry Granted	0	0	0	0	0	0	0	0
Consent to Marry Denied	0	0	0	0	0	0	0	0
Totals	284	277	22	164	190	12	37	986

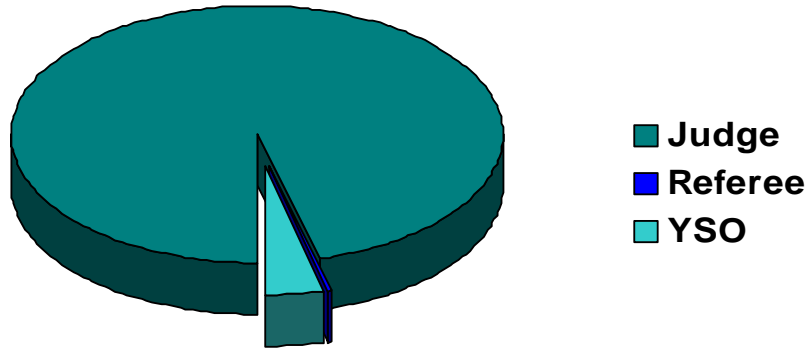
Other Outcome Codes

Other	3	1	1	0	2	0	0	7
Totals	3	1	1	0	2	0	0	7

All Outcome Totals	734	714	52	365	414	28	111	2,418
---------------------------	------------	------------	-----------	------------	------------	-----------	------------	--------------

TENNESSEE COUNCIL OF JUVENILE AND FAMILY COURT JUDGES
2008 GIBSON COUNTY JUVENILE COURT STATISTICAL DATA

Breakdown of Referrals by Court Personnel Executing the Action in CY 2008



	Referrals	% of Referrals
Judge	1,298	95.72%
Referee	6	0.44%
YSO	52	3.83%
Other	0	0.00%
Total	1,356	100.00%