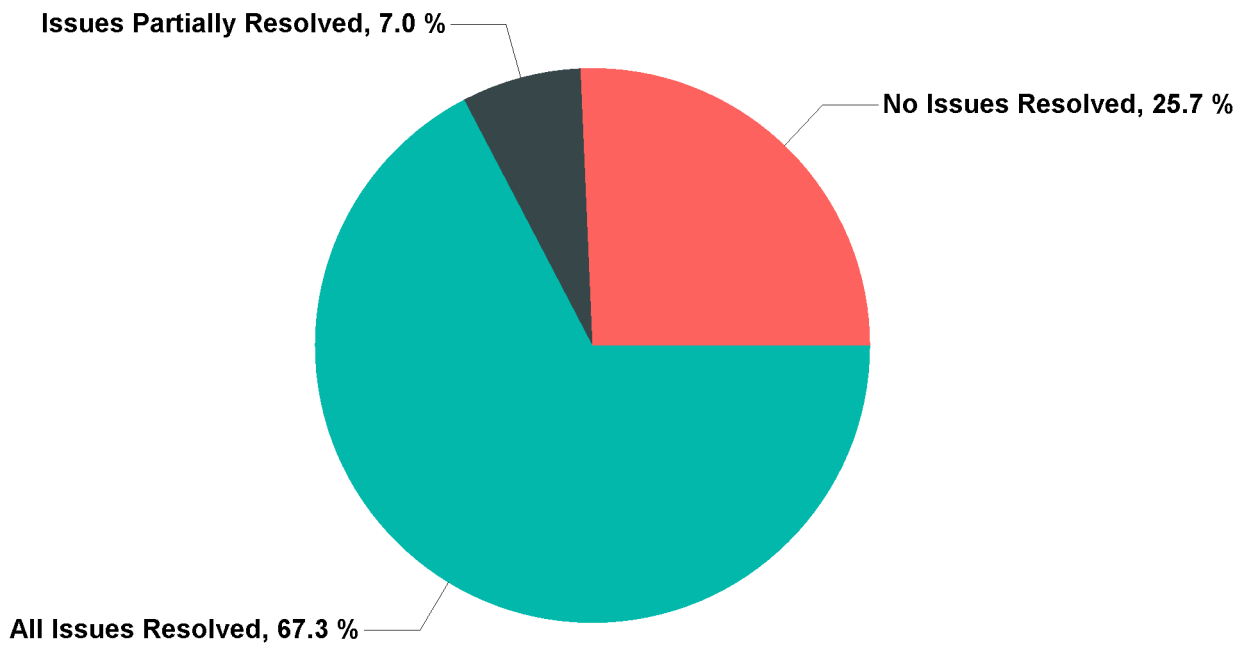




Issues Resolved Oct 1, 2019 - Dec 31, 2019

Issues Resolved	%	No. of Mediations
All Issues Resolved	67.3%	1025
No Issues Resolved	25.7%	391
Issues Partially Resolved	7.0%	106
Total		1522

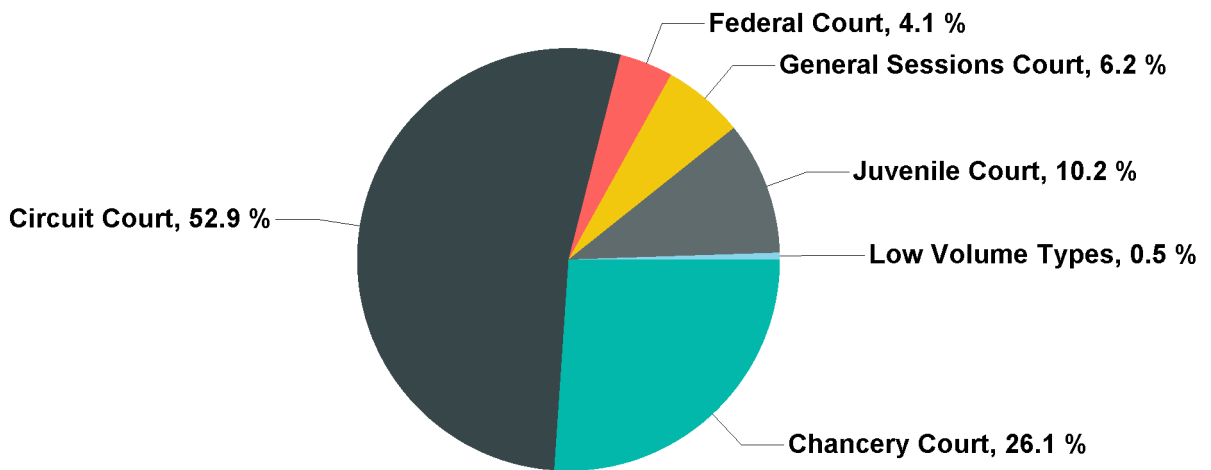




Court Type

Oct 1, 2019 - Dec 31, 2019

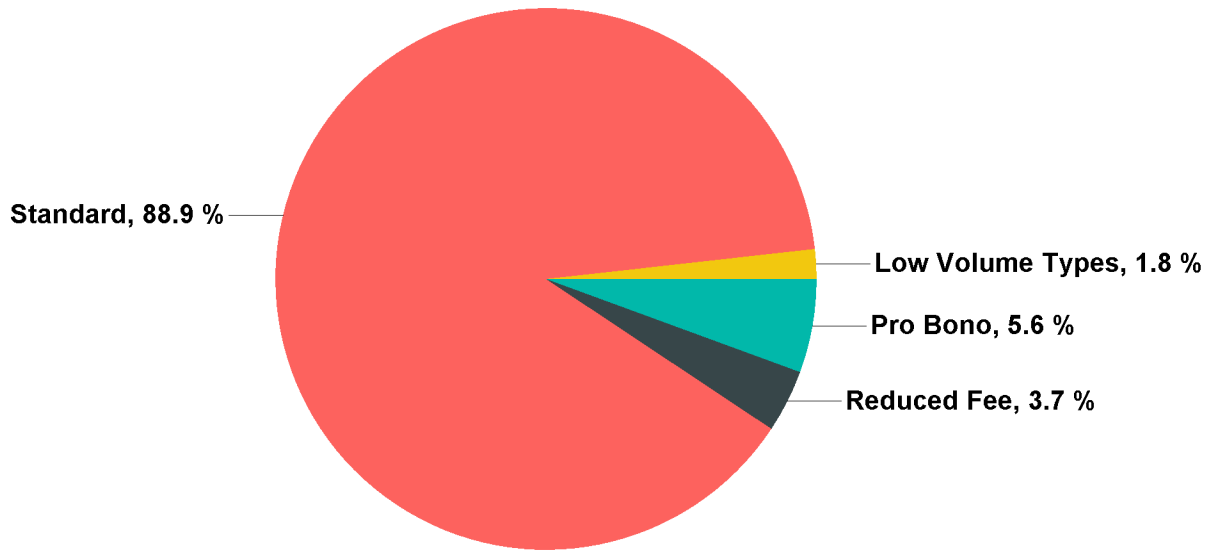
Court Type	%	No. of Mediations
Circuit Court	52.9%	805
Chancery Court	26.1%	397
Juvenile Court	10.2%	155
General Sessions Court	6.2%	95
Federal Court	4.1%	62
Probate Court	0.3%	4
Out of State Court	0.1%	2
Appellate Court	0.1%	2
Total		1522





Fee Type Oct 1, 2019 - Dec 31, 2019

Fee Type	%	No. of Mediations
Standard	88.9%	1353
Pro Bono	5.6%	85
Reduced Fee	3.7%	57
Supreme Court Rule 38	1.2%	19
Court-ordered Pro Bono	0.5%	8
Total		1522





Dispute Type
Oct 1, 2019 - Dec 31, 2019

Dispute Type	%	No. of Mediations
Personal Injury	30.3%	461
Domestic Relations - Divorce with Children	17.7%	269
Domestic Relations - Child Custody/Visitation Only	13.5%	205
Domestic Relations - Divorce without Children	9.1%	138
Other	8.7%	132
Domestic Relations - Post Divorce Issue	6.6%	100
Contract/Debt/Specific Performance	3.4%	51
Landlord/Tenant	3.0%	46
Medical Malpractice	3.0%	45
Damages/Torts Other Than Personal Injury	1.4%	21
Real Property	1.0%	15
Probate/Trust	0.7%	10
Wrongful Death	0.7%	10
Legitimation/Paternity	0.5%	7
Workers Compensation	0.3%	4
Product Liability	0.2%	3
Adoption/Surrender	0.1%	2
Domestic Relations - Child Support Only	0.1%	1
Juvenile Appeal	0.1%	1
Conservatorship/Guardianship	0.1%	1
Total		1522



County	%	No. of Mediations	County	%	No. of Mediations	County	%	No. of Mediations
Anderson	1.5%	22	Hamilton	5.7%	84	Morgan	0.0%	0
Bedford	0.5%	7	Hancock	0.1%	1	Obion	0.1%	1
Benton	0.1%	1	Hardeman	0.2%	3	Overton	0.1%	2
Bledsoe	0.1%	2	Hardin	0.1%	2	Perry	0.1%	2
Blount	2.2%	32	Hawkins	0.4%	6	Pickett	0.1%	1
Bradley	0.6%	9	Haywood	0.1%	2	Polk	0.0%	0
Campbell	0.3%	4	Henderson	0.2%	3	Pre-Suit	4.8%	70
Cannon	0.0%	0	Henry	0.4%	6	Putnam	0.9%	13
Carroll	0.5%	7	Hickman	0.1%	1	Rhea	0.4%	6
Carter	1.2%	17	Houston	0.1%	1	Roane	0.9%	13
Cheatham	0.3%	5	Humphreys	0.3%	5	Robertson	1.1%	16
Chester	0.2%	3	Jackson	0.1%	2	Rutherford	4.8%	70
Claiborne	0.0%	0	Jefferson	0.7%	10	Scott	0.1%	1
Clay	0.0%	0	Johnson	0.2%	3	Sequatchie	0.1%	1
Cocke	0.5%	7	Knox	11.0%	161	Sevier	1.3%	19
Coffee	0.4%	6	Lake	0.1%	1	Shelby	10.6%	156
Crockett	0.1%	2	Lauderdale	0.1%	1	Smith	0.0%	0
Cumberland	0.5%	7	Lawrence	0.3%	5	Stewart	0.4%	6
Davidson	14.4%	211	Lewis	0.1%	2	Sullivan	2.4%	35
Decatur	0.3%	4	Lincoln	0.5%	8	Sumner	2.7%	39
DeKalb	0.3%	4	Loudon	0.7%	10	Tipton	0.5%	8
Dickson	0.9%	13	Macon	0.1%	2	Trousdale	0.0%	0
Dyer	0.6%	9	Madison	1.6%	24	Unicoi	0.1%	2
Fayette	0.3%	5	Marion	0.2%	3	Union	0.1%	1
Fentress	0.1%	1	Marshall	0.2%	3	Van Buren	0.0%	0
Franklin	0.4%	6	Maury	0.7%	10	Warren	0.5%	7
Gibson	0.5%	8	McMinn	0.1%	2	Washington	2.5%	37
Giles	0.2%	3	McNairy	0.1%	2	Wayne	0.0%	0
Grainger	0.3%	4	Meigs	0.1%	1	Weakley	0.5%	8
Greene	1.5%	22	Monroe	0.2%	3	White	0.3%	5
Grundy	0.0%	0	Montgomery	3.3%	48	Williamson	5.0%	73
Hamblen	1.2%	18	Moore	0.1%	2	Wilson	1.3%	19

Total No. of Mediations by County: 1467