



**2011**



State of Tennessee  
Annual Juvenile Court Statistical Report



**TENNESSEE COUNCIL OF JUVENILE AND FAMILY COURT JUDGES**

**JUDGE RAY GRIMES, PRESIDENT**

**2011**

**ANNUAL JUVENILE COURT STATISTICAL REPORT**

**PUBLISHED JULY 2012**

**We appreciate the juvenile court staff and clerks who provided the juvenile court statistical data necessary for the production of this report. We also acknowledge the Tennessee Commission on Children and Youth for their continued support and encouragement.**

**Supreme Court of Tennessee  
Administrative Office of the Courts  
511 Union Street, Suite 600  
Nashville, Tennessee 37219**

**Any portion of this publication may be reproduced.**

# 2011 TENNESSEE JUVENILE COURT STATISTICAL DATA

## TABLE OF CONTENTS

|  | Page      |
|--|-----------|
| <b>The Juvenile Court</b>  |           |
| The Tennessee Council of Juvenile and Family Court Judges                              | 1         |
| The Administrative Office of the Courts  | 2         |
| Overview   | 3         |
| Court Process  | 4         |
| The Juvenile Court Referral Process  | 5         |
| The Court Data Collection Process  | 6         |
| Units of Court   | 7         |
| Tennessee Regional and Metropolitan Area Maps  | 8         |
| <b>Children Information</b>  | <b>9</b>  |
| Children Referred to Juvenile Court by Geographical Region and Major Metropolitan Area | 10        |
| Children Referred to Juvenile Court by Race  | 11        |
| Children Referred to Juvenile Court by Age   | 12        |
| Hispanic Origin  | 13        |
| Children of Hispanic Origin Referred to Juvenile Court by Race                         | 13        |
| Living Arrangement of Child at Time of Referral  | 14        |
| Last Grade Completed by Child at Time of Referral                                      | 15        |
| Children Enrolled in School  | 15        |
| Children Enrolled in Special Education   | 15        |
| Detention Statistics at Time of Referral by Child                                      | 16        |
| Detention Statistics at Time of Referral by Case                                       | 16        |
| Placement after Secure Detention Hearing by Child                                      | 17        |
| Placement after Secure Detention Hearing by Case                                       | 17        |
| Children with Delinquent, Neglect/Dependent/Abuse, Status/Unruly Referrals             | 18        |
| Children with Delinquent Referrals by Sex  | 19        |
| Children with Status/Unruly Referrals by Sex   | 19        |
| Children with Dependency/Neglect/Abuse Referrals                                       | 19        |
| Children Referred for Unlawful Carrying/Possession of a Weapon by Age                  | 20        |
| Children Referred for Carrying Weapons on School Property by Age                       | 20        |
| Children Transferred to Adult Court by Age   | 21        |
| <b>Referral Information</b>  | <b>22</b> |
| Intake Action by Type  | 23        |
| Intake Actions at Referral   | 26        |
| Source of Referral by Type   | 27        |
| Six Most Frequent Referral Reasons by Source   | 30        |
| Source of Referrals  | 33        |
| Referral Reasons by Type   | 34        |
| Referrals by Type  | 37        |
| Referrals for Status/Unruly Offenses   | 38        |



# 2011 TENNESSEE JUVENILE COURT STATISTICAL DATA

|   | <b>Page</b> |
|---|-------------|
| Delinquent Referrals by Sex   | 39          |
| Status/Unruly Referrals by Sex  | 39          |
| Dependency/Neglect/Abuse Referrals by Sex   | 39          |
| Breakdown of Referrals by the Person Executing the Action   | 40          |
| <b>Dispositional Actions/Case Outcomes</b>  | <b>41</b>   |
| Dispositional Actions   | 42          |
| Dispositional Actions by Type   | 43          |
| Formal and Informal Actions by Type   | 44          |
| Case Outcomes   | 49          |
| Case Outcomes by Type   | 50          |
| <b>Individual Court Information</b>   | <b>52</b>   |
| Cases Transferred to Adult Court by Court   | 53          |
| Children Transferred to Adult Court by Court  | 54          |
| Children Referred to Juvenile Court by Court  | 55          |
| Child, Case, and Referral Counts by Court   | 57          |
| Referral and Court Counts by Type   | 59          |
| <b>Trends</b>   | <b>62</b>   |
| Referrals for Aggravated Assault, Burglary, Homicide, Larceny, Rape, Robbery  | 63          |
| Children Referred for Aggravated Assault, Burglary, Homicide, Larceny, Rape, Robbery  | 64          |
| Crime Index by Individual Children and Referrals (Homicide, Robbery, Aggravated Assault, Rape, Larceny, and Burglary)                                   | 65          |
| Violent Crime Index by Individual Children and Referrals (Homicide, Robbery, Aggravated Assault and Rape)   | 65          |
| Neglected, Dependent and Abused Referrals and Individual Children Referred  | 66          |
| Delinquent Referral Reasons and Individual Children Referred  | 67          |
| Status/Unruly Referral Reasons and Individual Children Referred   | 67          |
| Cases in Juvenile Court   | 68          |
| Referrals to Juvenile Court   | 69          |
| Children Referred to Tennessee Juvenile Courts  | 70          |
| Commitments to Dept of Children Services (DCS, DHS, DYD) for Secure or Non-Secure Placement with Referrals of Delinquent, Status, Dependency or Neglect | 71          |
| Children Referred to Juvenile Court with Violation of Probation or Violation of Aftercare   | 71          |
| <b>Appendix</b>   | <b>72</b>   |
| Children Under Age 18 Transferred to Adult Court by Court   | 73          |
| Children Under Age 18 at Time of Referral by Court  | 74          |
| Referrals by Type and Age   | 76          |
| Referrals by Age  | 78          |
| Top 4 Referral Reasons by Sex, Race, and Type   | 79          |
| Cases for Children Under Age 18 Transferred to Adult Court  | 82          |
| <b>Glossary</b>   | <b>83</b>   |



# 2011 TENNESSEE JUVENILE COURT STATISTICAL DATA

## The Tennessee Council of Juvenile and Family Court Judges

The Tennessee Council of Juvenile and Family Court Judges (TCJFCJ), was created by the Tennessee General Assembly through legislation that was effective July 1, 1982. The TCJFCJ is the official organization of Tennessee judges having juvenile court jurisdiction.

Throughout its history the Council has represented juvenile court judges and court staff, providing an independent voice regarding issues affecting children, youth, families and communities. The Council meets semi-annually to consider matters concerning their members' official duties and obligations. The Council promotes best court practices and seeks a clearer understanding of what problems and specific challenges dependent, neglected, unruly, and delinquent children face when they come before the courts. The Council strives to increase the court's resources and legal options so they may better meet the needs of Tennessee's children and their families.

### TCJFCJ Executive Committee

|                             |                          |                   |
|-----------------------------|--------------------------|-------------------|
| <b>President:</b>           | Honorable Ray Grimes     | Montgomery County |
| <b>Vice-President:</b>      | Honorable Nolan Goolsby  | Putnam County     |
| <b>Secretary/Treasurer:</b> | Honorable Robert Lincoln | Washington County |

### Directors

|                                  |                             |                   |
|----------------------------------|-----------------------------|-------------------|
| <b>Immediate Past President:</b> | Honorable Ken Witcher       | Macon County      |
|                                  | Honorable Betty Adams Green | Davidson County   |
|                                  | Honorable Dennis Humphrey   | Roane County      |
|                                  | Honorable A. Andrew Jackson | Dickson County    |
|                                  | Honorable Rachel J. Jackson | Lauderdale County |
|                                  | Honorable Larry J. Logan    | Carroll County    |
|                                  | Honorable Jeff D. Rader     | Sevier County     |
|                                  | Honorable Wayne Shelton     | Montgomery County |



## 2011 TENNESSEE JUVENILE COURT STATISTICAL DATA

### The Administrative Office of the Courts

The Administrative Office of the Courts (AOC) assumed administrative support responsibility for the TCJFCJ in April 2005. Among the staff serving the TCJFCJ are the AOC's general counsel, a juvenile court program specialist, and a juvenile data collection team. The AOC collects juvenile court statistical data and publishes quarterly and annual statistical reports on the activities of the state's juvenile courts as part of the services they provide to the TCJFCJ. The juvenile courts and the clerks of the courts provide juvenile court data, including cases, informal adjustments, pretrial diversions and special proceedings as set out in the Tennessee Code Annotated § 37-1-106(b)(3) and § 37-1-506.

### AOC Staff

|   |                    |
|---|--------------------|
| <b>Executive Director:</b>                | Elizabeth A. Sykes |
| <b>General Counsel:</b>                   | David Haines       |
| <b>Juvenile Court Program Specialist:</b> | Elvira Newcomb     |
| <b>Director, Information Technology:</b>  | Ann Lynn Walker    |
| <b>Juvenile Team</b>                      |                    |
| <b>Technology Manager:</b>                | Tammy Hawkins      |
| <b>Juvenile Data Analyst:</b>             | Beverly Edmonds    |



## 2011 TENNESSEE JUVENILE COURT STATISTICAL DATA

### Overview

The Annual Juvenile Statistical Report for calendar year 2011 marks the eighth TCJFCJ annual report compiled and published by the AOC. Please call the AOC, or the specific juvenile court, for any data related questions. Additional statistics and juvenile court information can be found at <http://www.tncourts.gov/courts/juvenile-family-courts/statistics>.

Tennessee has a non-unified court system which means that each court has its own methods of conducting court business. Collecting the same categories of juvenile data across all courts is a challenge. Caution should be exercised when comparing courts with each other.

There has been an increase in the number of referrals and cases handled in some juvenile courts. The Administrative Office of the Courts attributes these increases to changes in the way these courts are processing child support cases. Overall, there has been a slight increase in the number of children, cases and referrals reported in 2011 from the prior year.

Please note that data from 2005 has not been included in the trend information charts. One of the larger juvenile courts submitted its 2005 data in a summarized format. The summarized data could not be included in the database or in the reports that used demographic information to break the data down into reportable categories. The absence of this court's information would have biased the data and given a false representation of juvenile trend factors within the State. To address this challenge, the AOC chose the trend range of 2001 through 2004 and 2006 through 2011, which shows 10 years of accumulated statistics that depict the juvenile court data in the most meaningful way.





## 2011 TENNESSEE JUVENILE COURT STATISTICAL DATA

### **Court Process**

The basic juvenile court process in Tennessee is comprised of three central phases:

#### Referral/Intake

Referral begins when a complaint is filed. The complaints are filed by law enforcement, parents or other individuals or agencies requesting that the court exercise its authority. Intake is a process during which the court reviews information to determine whether it has the authority to intervene in a child's life and in what manner it will administer its authority. If the complainant requests that the juvenile be detained, the intake officer performs a detention screening to determine if there is probable cause (legal sufficiency) that the child committed the alleged offense and is subject to detention in accordance with the statute. The intake officer then determines if the complaint should be excluded, informally adjusted (a voluntary agreement between the intake officer, the child and the parents), or if a petition should be filed.

#### Adjudication

In most instances, if a petition is filed the case goes into the adjudicatory phase. The juvenile court judge or magistrate hears the case to determine if the allegations in the petition have merit. The court considers only formally admitted evidence in making its decision. When the allegations are substantiated, the judge will either proceed immediately or will set a later hearing date to determine the appropriate case disposition or outcome. If the allegations are not substantiated or cannot be proven, the petition will be dismissed.

#### Disposition/Outcome

The purpose of the dispositional phase is to determine an appropriate course of action for the child while taking into consideration his or her circumstances. The disposition occurs when an attempt is made to meet the child's social and rehabilitative needs through an appropriate course of treatment or action.


The Juvenile Court Referral Process Chart on the next page is a graphic depiction of the referral process and shows how many referrals were disposed state-wide in 2011.



# 2011 TENNESSEE JUVENILE COURT STATISTICAL DATA

## The Juvenile Court Referral Process

|                             |                         |   |   |                                      |                            |                        |
|-----------------------------|-------------------------|---|---|--------------------------------------|----------------------------|------------------------|
| <b>Delinquent</b><br>62,524 | <b>Status</b><br>21,230 | <b>Dependency and Neglect</b><br>14,002 | <b>Other Court Action Violations</b><br>296 | <b>Special Proceedings</b><br>43,010 | <b>Parentage</b><br>28,454 | <b>Other</b><br>13,922 |
|-----------------------------|-------------------------|---|---|--------------------------------------|----------------------------|------------------------|



**Parents, Victims, School, Relatives, State Dept, etc.**  
123,583

**Law Enforcement**  
59,855



**Court Actions**  
183,438

**Pretrial Diversion, Informal Adjustment**  
29,182

**Transfer to Adult Court Hearing**  
549



**Formal Adjudications**  
62,064

**Charges Cleared By Transfer to Adult Court**  
70

**Special Proceeding**  
36,611



**Review Concluded**  
7,213

**Case Held Open**  
33,594

**Other**  
14,155



**Juvenile Court System Outcomes / Dispositions**  
279,695



**Formal**  
16,952

**General**  
153,141

**Special Proceedings**  
62,930

**Other**  
46,672



## 2011 TENNESSEE JUVENILE COURT STATISTICAL DATA

### The Court Data Collection Process

All 98 Tennessee juvenile courts reported data to the TCJFCJ in 2011. The courts used either JIF98, a data collection software program provided by the TCJFCJ, or other data collection software that they obtained for their court. Those courts using other data collection software are required to adhere to the data validation standards developed by the AOC staff to insure data accuracy. The courts submit their data on computer readable media, data upload to our website, or as electronic mail attachments. Tennessee juvenile courts have reported data to the TCJFCJ for the past 18 years.

### Data Collected

The basic data collected in this process falls within the following categories:

- Child Information
  - Demographics
  - Detentions
- Referral Information
  - Reasons
  - Sources
  - Intake Actions
  - Actions Executed By
- Case Outcome/Dispositional Information
  - Formal adjudicatory actions
  - Informal actions
- Individual Court Information
- Trends



## 2011 TENNESSEE JUVENILE COURT STATISTICAL DATA

### Units of Count

The statistical reports contained in this document are broken down into the following:

#### Number of Children

Counting children is accomplished by using the unique identification number that the court assigns to each child. This identification method insures that each child will be counted only once for statistical purposes.

#### Number of Cases

Each child may have one (1) or more cases. A case is defined as: "All referral reasons/charges reported to the court (via complaint, petition, motion, etc.) on a given day for a given child". This means that one case on an individual child may contain up to five referral reasons. The top five (5) referral reasons or charges on one referral date in each case are collected for statistical purposes.

#### Number of Referrals

A referral is defined as a complaint, offense, or reason that the juvenile court is involved with the child. Each case or referral has at least one (1) or more dispositions or outcomes, so the number of dispositions or outcomes may exceed the number of referrals.

#### Number of Dispositions/Outcomes

The disposition or outcome is the definitive action taken, or treatment plan decided, regarding a particular case. The disposition date, which is the date that the case is disposed, is used to determine when the case will be counted and reported for statistical purposes.



## 2011 TENNESSEE JUVENILE COURT STATISTICAL DATA

### Tennessee Regional and Metropolitan Area Maps

#### Tennessee Regional and Metropolitan Area Map

Tennessee is divided into eight (8) major regions and four (4) metropolitan areas. The Regions are shown on the map below.



**East Region: (Counties)** Anderson, Blount, Campbell, Claiborne, Cocke, Grainger, Hamblen, Jefferson, Loudon, Monroe, Morgan, Roane, Scott, Sevier and Union

**Mid-Cumberland Region: (Counties)** Cheatham, Dickson, Houston, Humphreys, Montgomery, Robertson, Rutherford, Stewart, Sumner, Trousdale, Williamson and Wilson

**Northeast Region: (Counties)** Bristol City, Carter, Greene, Hancock, Hawkins, Johnson, Johnson City, Sullivan Division 1, Sullivan Division 2, Unicoi and Washington

**Northwest Region: (Counties)** Benton, Carroll, Crockett, Dyer, Gibson, Henry, Lake, Obion and Weakley

**South Central Region: (Counties)** Bedford, Coffee, Franklin, Giles, Hickman, Lawrence, Lewis, Lincoln, Marshall, Maury, Moore, Perry and Wayne

**Southeast Region: (Counties)** Bledsoe, Bradley, Grundy, McMinn, Marion, Meigs, Polk, Rhea and Sequatchie

**Southwest Region: (Counties)** Chester, Decatur, Fayette, Hardeman, Hardin, Haywood, Henderson, Lauderdale, McNairy, Madison and Tipton

**Upper Cumberland Region: (Counties)** Cannon, Clay, Cumberland, DeKalb, Fentress, Jackson, Macon, Overton, Pickett, Putnam, Smith, Van Buren, Warren and White

**Davidson County/Nashville**

**Shelby County/Memphis**

**Hamilton County/Chattanooga**

**Knox County/Knoxville**



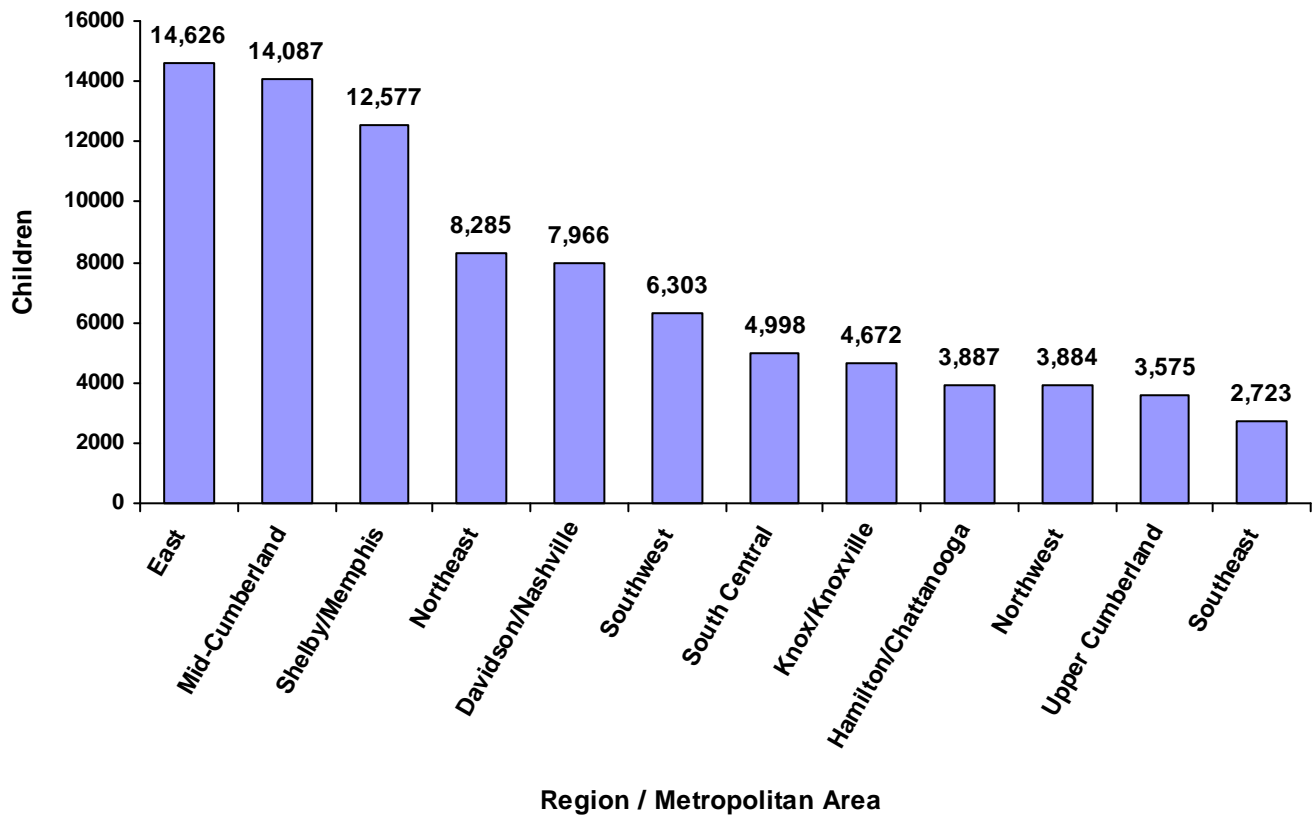
# Children Information



# 2011 TENNESSEE JUVENILE COURT STATISTICAL DATA

## Children Referred to Juvenile Court (by Geographical Region and Major Metropolitan Area)

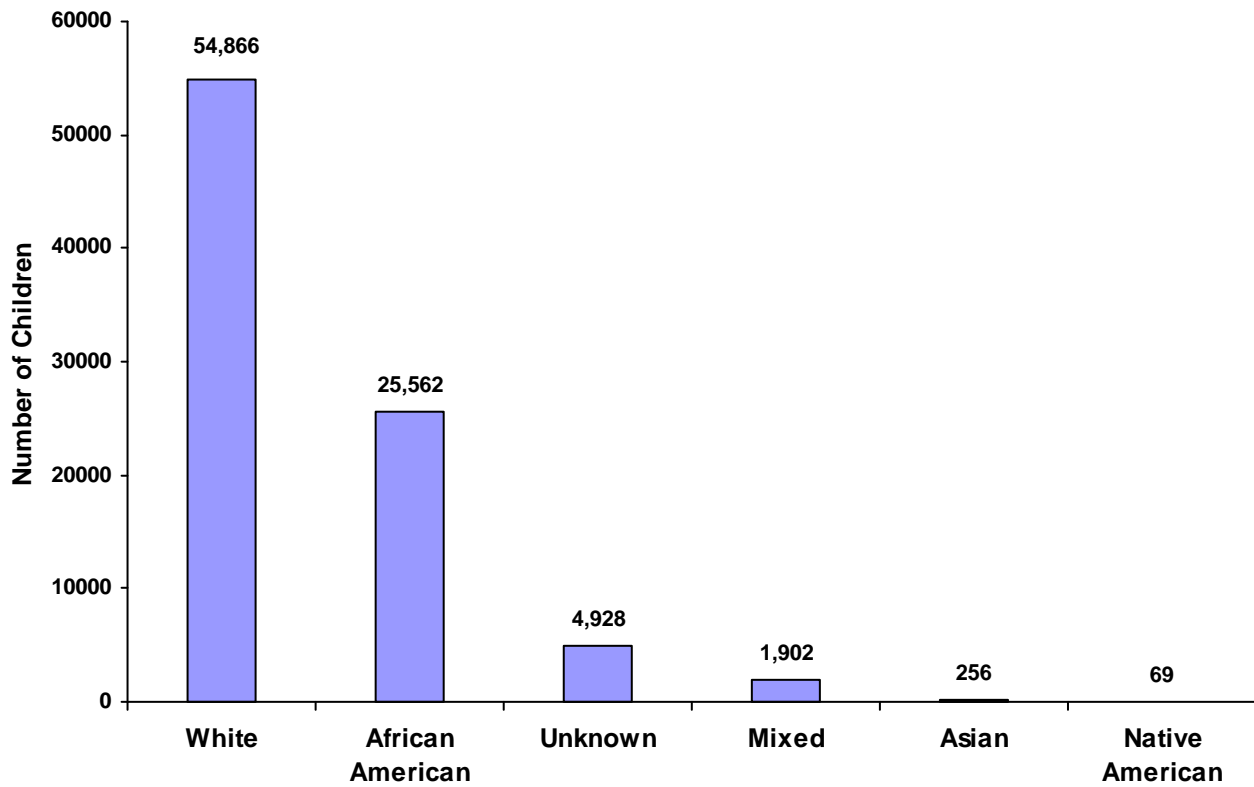
|                      | White Male    | African American Male | Other Race Male | White Female  | African American Female | Other Race Female | Unknown Race or Sex | Total         | % of All Children Referred |
|----------------------|---------------|-----------------------|-----------------|---------------|-------------------------|-------------------|---------------------|---------------|----------------------------|
| Davidson/Nashville   | 1,033         | 2,386                 | 136             | 785           | 1,931                   | 115               | 1,580               | 7,966         | 9.10%                      |
| East                 | 7,458         | 403                   | 175             | 5,921         | 209                     | 167               | 293                 | 14,626        | 16.70%                     |
| Hamilton/Chattanooga | 1,042         | 1,151                 | 39              | 771           | 816                     | 31                | 37                  | 3,887         | 4.44%                      |
| Knox/Knoxville       | 1,708         | 451                   | 96              | 1,415         | 342                     | 90                | 570                 | 4,672         | 5.33%                      |
| Mid-Cumberland       | 6,266         | 1,468                 | 220             | 3,681         | 785                     | 163               | 1,504               | 14,087        | 16.08%                     |
| Northeast            | 4,128         | 173                   | 98              | 3,023         | 133                     | 85                | 645                 | 8,285         | 9.46%                      |
| Northwest            | 1,473         | 630                   | 93              | 1,031         | 480                     | 80                | 97                  | 3,884         | 4.43%                      |
| Shelby/Memphis       | 1,222         | 6,331                 | 123             | 803           | 3,978                   | 120               | 0                   | 12,577        | 14.36%                     |
| South Central        | 2,615         | 312                   | 66              | 1,677         | 187                     | 55                | 86                  | 4,998         | 5.71%                      |
| Southeast            | 1,495         | 108                   | 41              | 978           | 51                      | 26                | 24                  | 2,723         | 3.11%                      |
| Southwest            | 1,735         | 1,747                 | 74              | 1,153         | 1,219                   | 60                | 315                 | 6,303         | 7.20%                      |
| Upper Cumberland     | 2,046         | 48                    | 36              | 1,359         | 26                      | 32                | 28                  | 3,575         | 4.08%                      |
| <b>Totals</b>        | <b>32,221</b> | <b>15,208</b>         | <b>1,197</b>    | <b>22,597</b> | <b>10,157</b>           | <b>1,024</b>      | <b>5,179</b>        | <b>87,583</b> |                            |



# 2011 TENNESSEE JUVENILE COURT STATISTICAL DATA

## Children Referred to Juvenile Court (by Race)

| Race             | Male          | Female        | Unknown      | Total         | Percent        |
|------------------|---------------|---------------|--------------|---------------|----------------|
| White            | 32,221        | 22,597        | 48           | 54,866        | 62.64%         |
| African American | 15,208        | 10,157        | 197          | 25,562        | 29.19%         |
| Native American  | 43            | 26            | 0            | 69            | 0.08%          |
| Asian            | 146           | 110           | 0            | 256           | 0.29%          |
| Mixed            | 1,008         | 888           | 6            | 1,902         | 2.17%          |
| Unknown          | 2,308         | 1,783         | 837          | 4,928         | 5.63%          |
| <b>Total</b>     | <b>50,934</b> | <b>35,561</b> | <b>1,088</b> | <b>87,583</b> | <b>100.00%</b> |

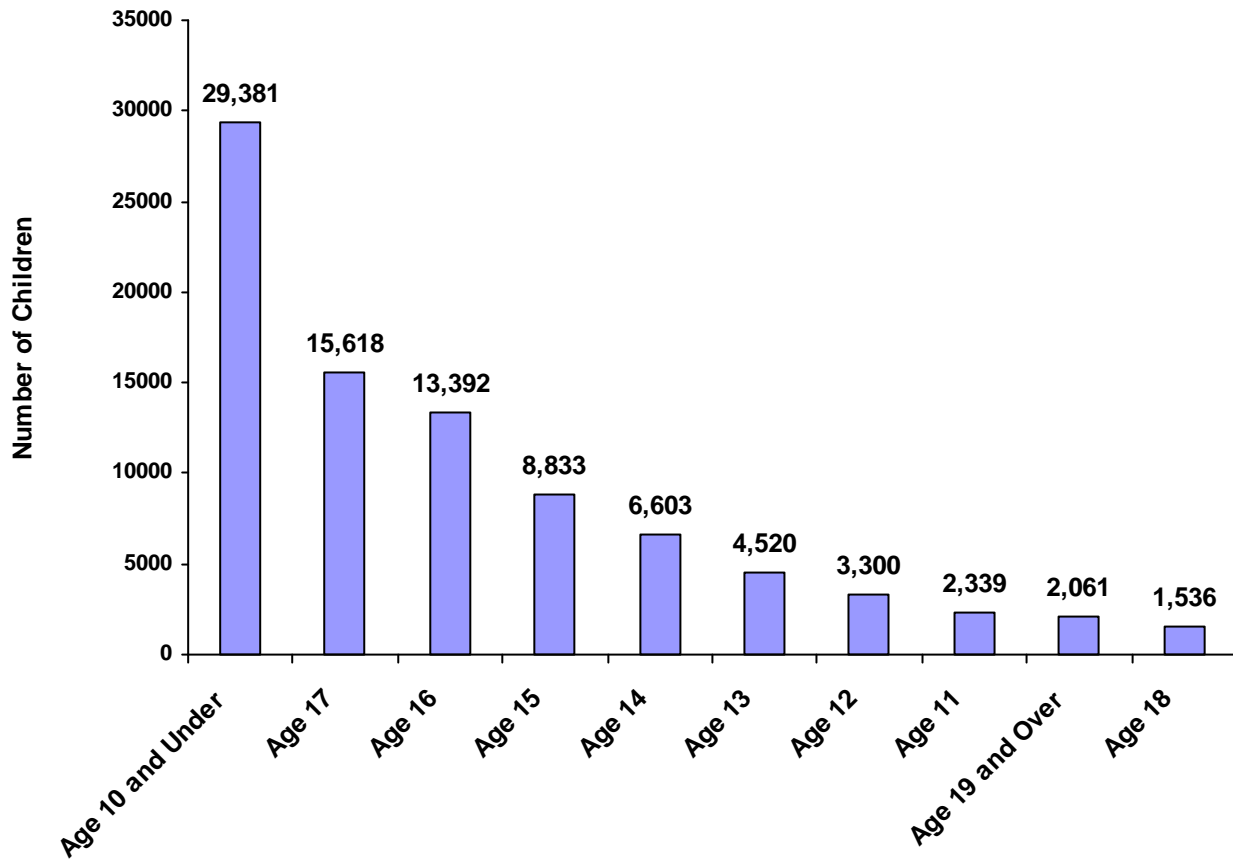




# 2011 TENNESSEE JUVENILE COURT STATISTICAL DATA

## Children Referred to Juvenile Court (by Age)

|                  | White Male    | African American | Other Race   | White Female  | African American Female | Other Race   | Unknown Race or Sex | Total         | % of All Children |
|------------------|---------------|------------------|--------------|---------------|-------------------------|--------------|---------------------|---------------|-------------------|
| Age 10 and Under | 9,221         | 4,075            | 519          | 8,288         | 3,669                   | 560          | 3,049               | <b>29,381</b> | <b>33.55%</b>     |
| Age 11           | 745           | 422              | 42           | 608           | 318                     | 31           | 173                 | <b>2,339</b>  | <b>2.67%</b>      |
| Age 12           | 1,068         | 697              | 51           | 832           | 452                     | 30           | 170                 | <b>3,300</b>  | <b>3.77%</b>      |
| Age 13           | 1,478         | 986              | 63           | 1,114         | 639                     | 48           | 192                 | <b>4,520</b>  | <b>5.16%</b>      |
| Age 14           | 2,354         | 1,374            | 83           | 1,576         | 924                     | 60           | 232                 | <b>6,603</b>  | <b>7.54%</b>      |
| Age 15           | 3,331         | 1,883            | 107          | 2,050         | 1,096                   | 85           | 281                 | <b>8,833</b>  | <b>10.09%</b>     |
| Age 16           | 5,604         | 2,408            | 137          | 3,468         | 1,298                   | 97           | 380                 | <b>13,392</b> | <b>15.29%</b>     |
| Age 17           | 6,943         | 2,662            | 172          | 3,863         | 1,438                   | 92           | 448                 | <b>15,618</b> | <b>17.83%</b>     |
| Age 18           | 664           | 279              | 12           | 347           | 148                     | 16           | 70                  | <b>1,536</b>  | <b>1.75%</b>      |
| Age 19 and Over  | 813           | 422              | 11           | 451           | 175                     | 5            | 184                 | <b>2,061</b>  | <b>2.35%</b>      |
| <b>Total</b>     | <b>32,221</b> | <b>15,208</b>    | <b>1,197</b> | <b>22,597</b> | <b>10,157</b>           | <b>1,024</b> | <b>5,179</b>        | <b>87,583</b> |                   |



## 2011 TENNESSEE JUVENILE COURT STATISTICAL DATA

### Hispanic Origin

All racial categories may contain juveniles who are considered to be of Hispanic origin or ethnicity. Please note that some court case management systems classify Hispanic origin as a race while others treat Hispanic origin as an ethnicity and categorize these juveniles as white. Some courts do not report this data at all which means the data reported by the Administrative Office of the Courts for Hispanic ethnicity or Hispanic origin is potentially underreported in Tennessee.

The National Center for Juvenile Justice (NCJJ) defines Hispanic origin and how it should be reported. The Standards for Maintaining, Collecting, and Presenting Federal Data on Race and Ethnicity (excerpt from the Federal Register on October 30, 1997) defines Hispanic origin as follows: A person of Cuban, Mexican, Puerto Rican, South or Central American, or other Spanish culture or origin, regardless of race. The term, "Spanish Origin" can be used in addition to "Hispanic" or "Latino".

### Children of Hispanic Origin Referred to Juvenile Court (by Race)

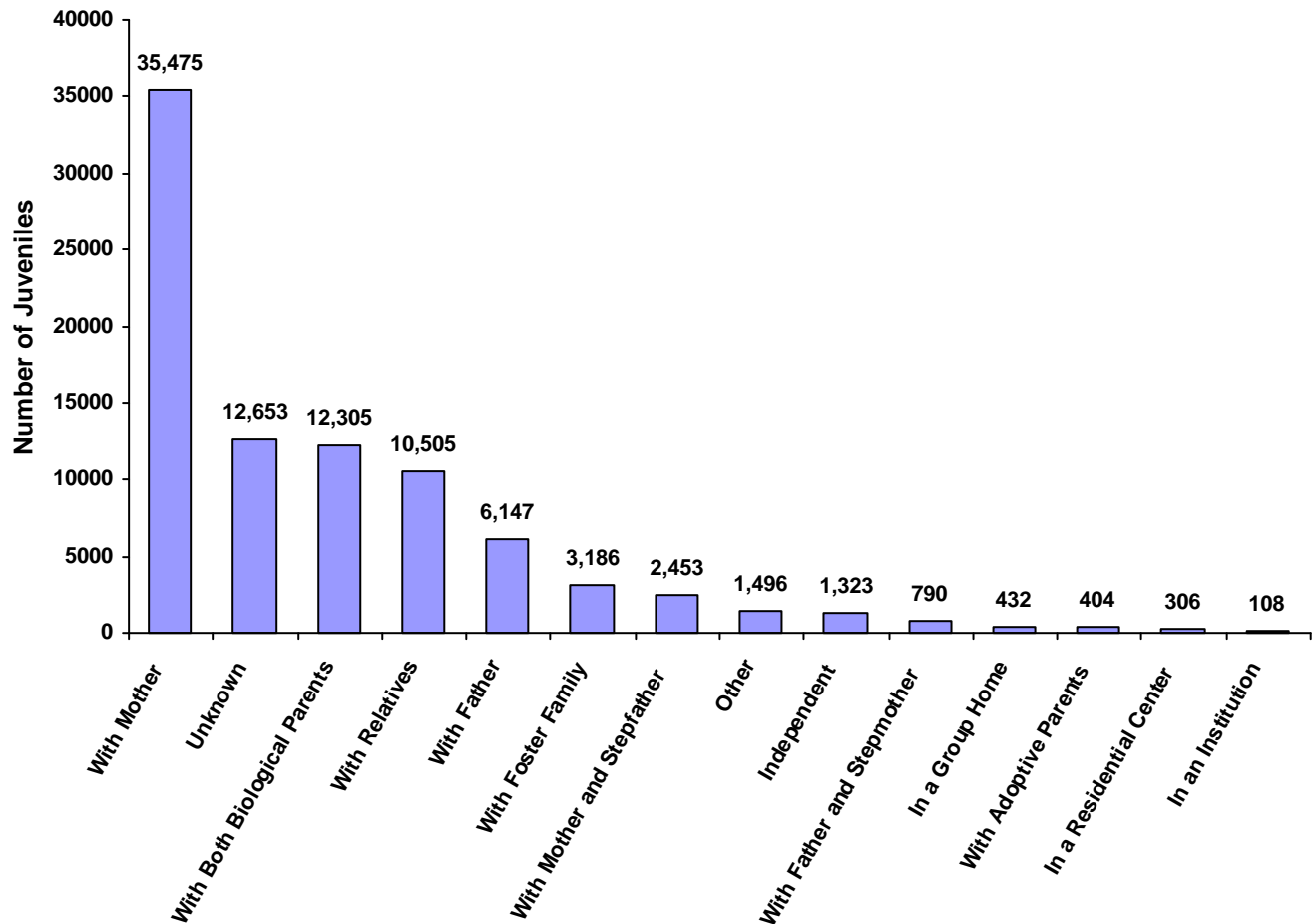
| Race             | Male         | Female     | Unknown  | Total        | % of All Children |
|------------------|--------------|------------|----------|--------------|-------------------|
| White            | 763          | 489        | 3        | 1,255        | 1.43%             |
| African American | 60           | 40         | 0        | 100          | 0.11%             |
| Native American  | 7            | 4          | 0        | 11           | 0.01%             |
| Asian            | 5            | 2          | 0        | 7            | 0.01%             |
| Mixed            | 150          | 124        | 0        | 274          | 0.31%             |
| Unknown          | 291          | 142        | 3        | 436          | 0.50%             |
| <b>Total</b>     | <b>1,276</b> | <b>801</b> | <b>6</b> | <b>2,083</b> | <b>2.38%</b>      |



# 2011 TENNESSEE JUVENILE COURT STATISTICAL DATA

## Living Arrangement of Child at Time of Referral

|                              | White Male    | African American Male | Other Race Male | White Female  | African American Female | Other Race Female | Unknown Race or Sex | Total         | % of All Children Referred |
|------------------------------|---------------|-----------------------|-----------------|---------------|-------------------------|-------------------|---------------------|---------------|----------------------------|
| With Both Biological Parents | 6,674         | 921                   | 139             | 3,687         | 448                     | 94                | 342                 | 12,305        | 14.05%                     |
| With Father and Stepmother   | 387           | 99                    | 13              | 237           | 41                      | 4                 | 9                   | 790           | 0.90%                      |
| With Mother and Stepfather   | 1,173         | 310                   | 31              | 712           | 154                     | 24                | 49                  | 2,453         | 2.80%                      |
| With Mother                  | 10,791        | 8,206                 | 476             | 8,092         | 5,576                   | 398               | 1,936               | 35,475        | 40.50%                     |
| With Father                  | 2,903         | 811                   | 87              | 1,678         | 406                     | 64                | 198                 | 6,147         | 7.02%                      |
| With Relatives               | 3,612         | 1,691                 | 157             | 3,229         | 1,312                   | 161               | 343                 | 10,505        | 11.99%                     |
| With Adoptive Parents        | 204           | 30                    | 12              | 128           | 18                      | 7                 | 5                   | 404           | 0.46%                      |
| With Foster Family           | 1,276         | 272                   | 66              | 1,201         | 216                     | 56                | 99                  | 3,186         | 3.64%                      |
| In a Group Home              | 205           | 89                    | 8               | 96            | 27                      | 3                 | 4                   | 432           | 0.49%                      |
| In a Residential Center      | 151           | 71                    | 7               | 52            | 14                      | 1                 | 10                  | 306           | 0.35%                      |
| In an Institution            | 37            | 45                    | 1               | 8             | 17                      | 0                 | 0                   | 108           | 0.12%                      |
| Independent                  | 570           | 240                   | 4               | 262           | 129                     | 3                 | 115                 | 1,323         | 1.51%                      |
| Unknown                      | 3,709         | 2,138                 | 166             | 2,838         | 1,619                   | 184               | 1,999               | 12,653        | 14.45%                     |
| Other                        | 529           | 285                   | 30              | 377           | 180                     | 25                | 70                  | 1,496         | 1.71%                      |
| <b>Totals</b>                | <b>32,221</b> | <b>15,208</b>         | <b>1,197</b>    | <b>22,597</b> | <b>10,157</b>           | <b>1,024</b>      | <b>5,179</b>        | <b>87,583</b> |                            |



## 2011 TENNESSEE JUVENILE COURT STATISTICAL DATA

### Last Grade Completed by Child at Time of Referral

|                       | White Male    | African American Male | Other Race Male | White Female  | African American Female | Other Race Female | Unknown Race or Sex | Total         | % of All Children Referred |
|-----------------------|---------------|-----------------------|-----------------|---------------|-------------------------|-------------------|---------------------|---------------|----------------------------|
| Too Young for School  | 3,058         | 854                   | 166             | 2,921         | 799                     | 202               | 518                 | <b>8,518</b>  | <b>9.73%</b>               |
| Preschool             | 223           | 157                   | 23              | 216           | 175                     | 23                | 12                  | <b>829</b>    | <b>0.95%</b>               |
| Kindergarten          | 506           | 215                   | 19              | 537           | 212                     | 24                | 27                  | <b>1,540</b>  | <b>1.76%</b>               |
| 1st Grade             | 540           | 230                   | 20              | 525           | 200                     | 39                | 55                  | <b>1,609</b>  | <b>1.84%</b>               |
| 2nd Grade             | 468           | 207                   | 21              | 439           | 174                     | 27                | 36                  | <b>1,372</b>  | <b>1.57%</b>               |
| 3rd Grade             | 471           | 250                   | 19              | 428           | 165                     | 17                | 40                  | <b>1,390</b>  | <b>1.59%</b>               |
| 4th Grade             | 554           | 264                   | 27              | 469           | 187                     | 21                | 40                  | <b>1,562</b>  | <b>1.78%</b>               |
| 5th Grade             | 723           | 419                   | 34              | 479           | 291                     | 18                | 44                  | <b>2,008</b>  | <b>2.29%</b>               |
| 6th Grade             | 992           | 698                   | 38              | 666           | 441                     | 23                | 62                  | <b>2,920</b>  | <b>3.33%</b>               |
| 7th Grade             | 1,514         | 989                   | 64              | 1,024         | 605                     | 41                | 72                  | <b>4,309</b>  | <b>4.92%</b>               |
| 8th Grade             | 2,546         | 1,706                 | 85              | 1,516         | 970                     | 70                | 168                 | <b>7,061</b>  | <b>8.06%</b>               |
| 9th Grade             | 3,433         | 1,961                 | 109             | 1,997         | 1,052                   | 64                | 170                 | <b>8,786</b>  | <b>10.03%</b>              |
| 10th Grade            | 4,081         | 1,657                 | 89              | 2,388         | 931                     | 73                | 155                 | <b>9,374</b>  | <b>10.70%</b>              |
| 11th Grade            | 3,517         | 1,098                 | 81              | 2,100         | 611                     | 58                | 113                 | <b>7,578</b>  | <b>8.65%</b>               |
| 12th Grade            | 1,003         | 375                   | 22              | 563           | 240                     | 16                | 110                 | <b>2,329</b>  | <b>2.66%</b>               |
| Non-Graded Special Ed | 8             | 0                     | 1               | 4             | 1                       | 0                 | 2                   | <b>16</b>     | <b>0.02%</b>               |
| GED                   | 103           | 21                    | 2               | 49            | 4                       | 1                 | 2                   | <b>182</b>    | <b>0.21%</b>               |
| Graduated             | 259           | 91                    | 11              | 198           | 82                      | 4                 | 6                   | <b>651</b>    | <b>0.74%</b>               |
| Never Attended School | 730           | 346                   | 40              | 629           | 313                     | 35                | 187                 | <b>2,280</b>  | <b>2.60%</b>               |
| Unknown               | 7,017         | 3,611                 | 321             | 5,043         | 2,684                   | 264               | 3,326               | <b>22,266</b> | <b>25.42%</b>              |
| Other                 | 475           | 59                    | 5               | 406           | 20                      | 4                 | 34                  | <b>1,003</b>  | <b>1.15%</b>               |
| <b>Totals</b>         | <b>32,221</b> | <b>15,208</b>         | <b>1,197</b>    | <b>22,597</b> | <b>10,157</b>           | <b>1,024</b>      | <b>5,179</b>        | <b>87,583</b> |                            |

#### Children Enrolled in School

|              | Children      | % of All Children |
|--------------|---------------|-------------------|
| Enrolled     | 57,378        | 65.51%            |
| Not Enrolled | 13,297        | 15.18%            |
| Unknown      | 16,908        | 19.31%            |
|              | <b>87,583</b> |                   |

#### Children Enrolled in Special Education

|              | Children      | % of All Children |
|--------------|---------------|-------------------|
| Enrolled     | 3,196         | 3.65%             |
| Not Enrolled | 55,250        | 63.08%            |
| Unknown      | 29,137        | 33.27%            |
|              | <b>87,583</b> |                   |



## 2011 TENNESSEE JUVENILE COURT STATISTICAL DATA

### Detention Statistics at Time of Referral (by Child)

|                             | White Male    | African American Male | Other Race Male | White Female  | African American Female | Other Race Female | Unknown Race or Sex | Total         | % of Total Children |
|-----------------------------|---------------|-----------------------|-----------------|---------------|-------------------------|-------------------|---------------------|---------------|---------------------|
| Does Not Apply              | 28,086        | 11,492                | 1,033           | 20,199        | 8,357                   | 930               | 4,943               | <b>75,040</b> | <b>85.68%</b>       |
| Juvenile Detention Facility | 2,049         | 2,539                 | 102             | 936           | 987                     | 53                | 81                  | <b>6,747</b>  | <b>7.70%</b>        |
| Unknown                     | 823           | 1,050                 | 30              | 629           | 725                     | 29                | 32                  | <b>3,318</b>  | <b>3.79%</b>        |
| Non-Secure Placement        | 929           | 117                   | 21              | 606           | 79                      | 9                 | 16                  | <b>1,777</b>  | <b>2.03%</b>        |
| Other                       | 317           | 8                     | 10              | 222           | 7                       | 3                 | 23                  | <b>590</b>    | <b>0.67%</b>        |
| Psychiatric Hospital        | 3             | 1                     | 1               | 1             | 1                       | 0                 | 84                  | <b>91</b>     | <b>0.10%</b>        |
| Jail - No Separation        | 6             | 1                     | 0               | 1             | 1                       | 0                 | 0                   | <b>9</b>      | <b>0.01%</b>        |
| Jail - Complete Separation  | 6             | 0                     | 0               | 2             | 0                       | 0                 | 0                   | <b>8</b>      | <b>0.01%</b>        |
| Jail - Partial Separation   | 2             | 0                     | 0               | 1             | 0                       | 0                 | 0                   | <b>3</b>      | <b>0.00%</b>        |
| <b>Totals</b>               | <b>32,221</b> | <b>15,208</b>         | <b>1,197</b>    | <b>22,597</b> | <b>10,157</b>           | <b>1,024</b>      | <b>5,179</b>        | <b>87,583</b> |                     |

### Detention Statistics at Time of Referral (by Case)

|                             | Cases          | % of Total Cases |
|-----------------------------|----------------|------------------|
| Does Not Apply              | 138,314        | 86.16%           |
| Juvenile Detention Facility | 12,694         | 7.91%            |
| Unknown                     | 5,519          | 3.44%            |
| Non-Secure Placement        | 2,824          | 1.76%            |
| Other                       | 1,043          | 0.65%            |
| Psychiatric Hospital        | 95             | 0.06%            |
| Jail - No Separation        | 25             | 0.02%            |
| Jail - Complete Separation  | 17             | 0.01%            |
| Jail - Partial Separation   | 7              | 0.00%            |
|                             | <b>160,538</b> | <b>100.00%</b>   |

Detention Statistics above are reported separately by Child and by Case. One child may have multiple cases.

Does Not Apply: Refers to cases not eligible for detention due to the type of Referral or the decision not to detain.



## 2011 TENNESSEE JUVENILE COURT STATISTICAL DATA

### Placement after Secure Detention Hearing (by Child)

|                              | White Male    | African American Male | Other Race Male | White Female  | African American Female | Other Race Female | Unknown Race or Sex | Total         | % of Total Children |
|------------------------------|---------------|-----------------------|-----------------|---------------|-------------------------|-------------------|---------------------|---------------|---------------------|
| Does Not Apply               | 28,642        | 13,064                | 1,069           | 20,733        | 9,325                   | 964               | 4,981               | <b>78,778</b> | <b>89.95%</b>       |
| Returned to Prior Living Arr | 2,713         | 1,218                 | 85              | 1,446         | 465                     | 43                | 158                 | <b>6,128</b>  | <b>7.00%</b>        |
| Unknown                      | 337           | 409                   | 8               | 184           | 214                     | 5                 | 18                  | <b>1,175</b>  | <b>1.34%</b>        |
| Juvenile Detention Facility  | 367           | 488                   | 22              | 133           | 140                     | 7                 | 17                  | <b>1,174</b>  | <b>1.34%</b>        |
| Other                        | 69            | 10                    | 1               | 47            | 7                       | 1                 | 5                   | <b>140</b>    | <b>0.16%</b>        |
| Foster Family Home           | 41            | 4                     | 7               | 32            | 3                       | 1                 | 0                   | <b>88</b>     | <b>0.10%</b>        |
| Shelter / Group Home         | 35            | 11                    | 2               | 19            | 3                       | 2                 | 0                   | <b>72</b>     | <b>0.08%</b>        |
| Jail                         | 13            | 4                     | 1               | 2             | 0                       | 1                 | 0                   | <b>21</b>     | <b>0.02%</b>        |
| Psychiatric Hospital         | 4             | 0                     | 2               | 1             | 0                       | 0                 | 0                   | <b>7</b>      | <b>0.01%</b>        |
| <b>Totals</b>                | <b>32,221</b> | <b>15,208</b>         | <b>1,197</b>    | <b>22,597</b> | <b>10,157</b>           | <b>1,024</b>      | <b>5,179</b>        | <b>87,583</b> |                     |

### Placement after Secure Detention Hearing (by Case)

|                                      | Cases          | % of Total Cases |
|--------------------------------------|----------------|------------------|
| Does Not Apply                       | 144,288        | 89.88%           |
| Returned to Prior Living Arrangement | 10,733         | 6.69%            |
| Juvenile Detention Facility          | 2,561          | 1.60%            |
| Unknown                              | 2,085          | 1.30%            |
| Other                                | 313            | 0.20%            |
| Shelter / Group Home                 | 275            | 0.17%            |
| Foster Family Home                   | 212            | 0.13%            |
| Jail                                 | 49             | 0.03%            |
| Psychiatric Hospital                 | 22             | 0.01%            |
|                                      | <b>160,538</b> | <b>100.00%</b>   |

Detention Statistics above are reported separately by Child and by Case. One child may have multiple cases.

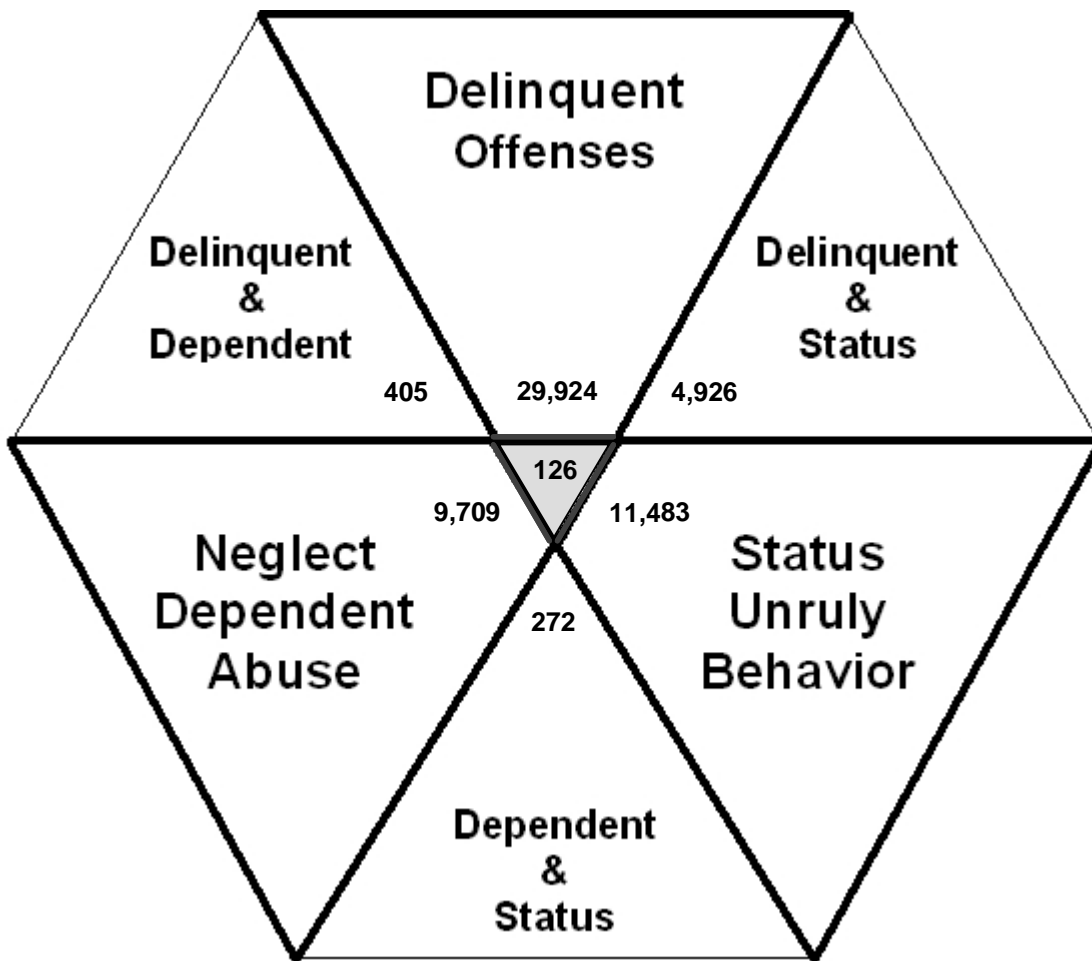
Does Not Apply: Refers to cases not eligible for detention due to the type of Referral or the decision not to detain.



## 2011 TENNESSEE JUVENILE COURT STATISTICAL DATA

### Children with Delinquent, Neglect/Dependent/Abuse, Status/Unruly Referrals

Children can have referrals in multiple categories. The drawing below shows that in the year 2011 there were 29,924 children with referrals to juvenile courts in Tennessee with only delinquent offenses, 11,483 for those with only status/unruly behavior, and 9,709 for children with neglect, dependent or abuse referrals during the calendar year. There were 4,926 children that had a delinquent AND a status/unruly referral. There were 405 children with both delinquent behavior AND a neglect, dependent or abuse referral. There were 272 children that had both a status/unruly referral AND a neglect, dependent or abuse referral. And finally, there were 126 children with all three referral types of delinquent AND status/unruly AND neglect, dependent or abuse.



Total number of individual children with a referral in any of the categories listed above of Delinquent, Status/Unruly, and Neglect/Dependent/Abuse equals 56,845

Each child is counted only once in this chart

Total number of individual children for ALL referrals disposed by juvenile courts in 2011 equals 87,583



Tennessee Council of Juvenile & Family Court Judges  
Administrative Office of the Courts

## 2011 TENNESSEE JUVENILE COURT STATISTICAL DATA

### Children\* with Delinquent Referrals (by Sex)

|                    | White         | African American | Native American | Asian      | Mixed Race | Unknown Race | Total         |
|--------------------|---------------|------------------|-----------------|------------|------------|--------------|---------------|
| <b>Male</b>        | 14,398        | 8,026            | 19              | 81         | 339        | 485          | <b>23,348</b> |
| <b>Female</b>      | 7,531         | 3,946            | 7               | 39         | 197        | 206          | <b>11,926</b> |
| <b>Unknown Sex</b> | 4             | 17               | 0               | 0          | 0          | 86           | <b>107</b>    |
| <b>Totals</b>      | <b>21,933</b> | <b>11,989</b>    | <b>26</b>       | <b>120</b> | <b>536</b> | <b>777</b>   | <b>35,381</b> |

### Children\* with Status/Unruly Referrals (by Sex)

|                    | White         | African American | Native American | Asian     | Mixed Race | Unknown Race | Total         |
|--------------------|---------------|------------------|-----------------|-----------|------------|--------------|---------------|
| <b>Male</b>        | 7,004         | 2,615            | 10              | 38        | 173        | 264          | <b>10,104</b> |
| <b>Female</b>      | 4,766         | 1,531            | 7               | 27        | 125        | 218          | <b>6,674</b>  |
| <b>Unknown Sex</b> | 3             | 1                | 0               | 0         | 0          | 25           | <b>29</b>     |
| <b>Totals</b>      | <b>11,773</b> | <b>4,147</b>     | <b>17</b>       | <b>65</b> | <b>298</b> | <b>507</b>   | <b>16,807</b> |

### Children\* with Dependency/Neglect/Abuse Referrals (by Sex)

|                    | White        | African American | Native American | Asian     | Mixed Race | Unknown Race | Total         |
|--------------------|--------------|------------------|-----------------|-----------|------------|--------------|---------------|
| <b>Male</b>        | 3,460        | 1,260            | 10              | 8         | 171        | 286          | <b>5,195</b>  |
| <b>Female</b>      | 3,468        | 1,176            | 6               | 10        | 181        | 323          | <b>5,164</b>  |
| <b>Unknown Sex</b> | 11           | 2                | 0               | 0         | 0          | 140          | <b>153</b>    |
| <b>Totals</b>      | <b>6,939</b> | <b>2,438</b>     | <b>16</b>       | <b>18</b> | <b>352</b> | <b>749</b>   | <b>10,512</b> |

\* A child may be counted in more than one category





## 2011 TENNESSEE JUVENILE COURT STATISTICAL DATA

### Children Referred for Unlawful Carrying/Possession of a Weapon (by Age)

|                 | White Male | African American Male | Other Race Male | White Female | African American Female | Other Race Female | Unknown Race or Sex | Total      | % of Total |
|-----------------|------------|-----------------------|-----------------|--------------|-------------------------|-------------------|---------------------|------------|------------|
| Age 6           | 0          | 1                     | 0               | 0            | 0                       | 0                 | 0                   | 1          | 0.16%      |
| Age 8           | 0          | 1                     | 0               | 0            | 0                       | 0                 | 0                   | 1          | 0.16%      |
| Age 9           | 1          | 1                     | 0               | 0            | 0                       | 0                 | 0                   | 2          | 0.32%      |
| Age 10          | 3          | 3                     | 0               | 0            | 0                       | 0                 | 0                   | 6          | 0.95%      |
| Age 11          | 2          | 2                     | 0               | 0            | 0                       | 0                 | 0                   | 4          | 0.63%      |
| Age 12          | 6          | 5                     | 0               | 1            | 0                       | 0                 | 0                   | 12         | 1.90%      |
| Age 13          | 14         | 15                    | 4               | 3            | 1                       | 0                 | 2                   | 39         | 6.17%      |
| Age 14          | 16         | 36                    | 2               | 1            | 4                       | 0                 | 2                   | 61         | 9.65%      |
| Age 15          | 32         | 57                    | 6               | 2            | 5                       | 0                 | 1                   | 103        | 16.30%     |
| Age 16          | 49         | 88                    | 2               | 5            | 10                      | 0                 | 7                   | 161        | 25.47%     |
| Age 17          | 50         | 167                   | 1               | 2            | 10                      | 1                 | 7                   | 238        | 37.66%     |
| Age 18          | 2          | 0                     | 0               | 0            | 1                       | 0                 | 0                   | 3          | 0.47%      |
| Age 19 and Over | 0          | 1                     | 0               | 0            | 0                       | 0                 | 0                   | 1          | 0.16%      |
| <b>Totals</b>   | <b>175</b> | <b>377</b>            | <b>15</b>       | <b>14</b>    | <b>31</b>               | <b>1</b>          | <b>19</b>           | <b>632</b> |            |

### Children Referred for Carrying Weapons on School Property (by Age)

|                 | White Male | African American Male | Other Race Male | White Female | African American Female | Other Race Female | Unknown Race or Sex | Total      | % of Total |
|-----------------|------------|-----------------------|-----------------|--------------|-------------------------|-------------------|---------------------|------------|------------|
| Age 6           | 0          | 3                     | 0               | 0            | 0                       | 0                 | 0                   | 3          | 0.73%      |
| Age 7           | 0          | 3                     | 0               | 0            | 0                       | 0                 | 0                   | 3          | 0.73%      |
| Age 8           | 0          | 9                     | 0               | 0            | 0                       | 1                 | 0                   | 10         | 2.43%      |
| Age 9           | 2          | 7                     | 0               | 0            | 3                       | 0                 | 0                   | 12         | 2.91%      |
| Age 10          | 4          | 6                     | 0               | 0            | 2                       | 0                 | 0                   | 12         | 2.91%      |
| Age 11          | 6          | 2                     | 0               | 1            | 4                       | 1                 | 0                   | 14         | 3.40%      |
| Age 12          | 15         | 12                    | 0               | 6            | 2                       | 1                 | 2                   | 38         | 9.22%      |
| Age 13          | 16         | 23                    | 2               | 5            | 3                       | 0                 | 2                   | 51         | 12.38%     |
| Age 14          | 24         | 13                    | 0               | 4            | 9                       | 0                 | 0                   | 50         | 12.14%     |
| Age 15          | 37         | 27                    | 0               | 3            | 11                      | 0                 | 0                   | 78         | 18.93%     |
| Age 16          | 25         | 24                    | 0               | 5            | 13                      | 1                 | 0                   | 68         | 16.50%     |
| Age 17          | 29         | 26                    | 0               | 2            | 15                      | 0                 | 0                   | 72         | 17.48%     |
| Age 19 and Over | 1          | 0                     | 0               | 0            | 0                       | 0                 | 0                   | 1          | 0.24%      |
| <b>Totals</b>   | <b>159</b> | <b>155</b>            | <b>2</b>        | <b>26</b>    | <b>62</b>               | <b>4</b>          | <b>4</b>            | <b>412</b> |            |

**Total Children\* Referred with Weapon Charges = 1,026**

\* A child may be counted in both categories

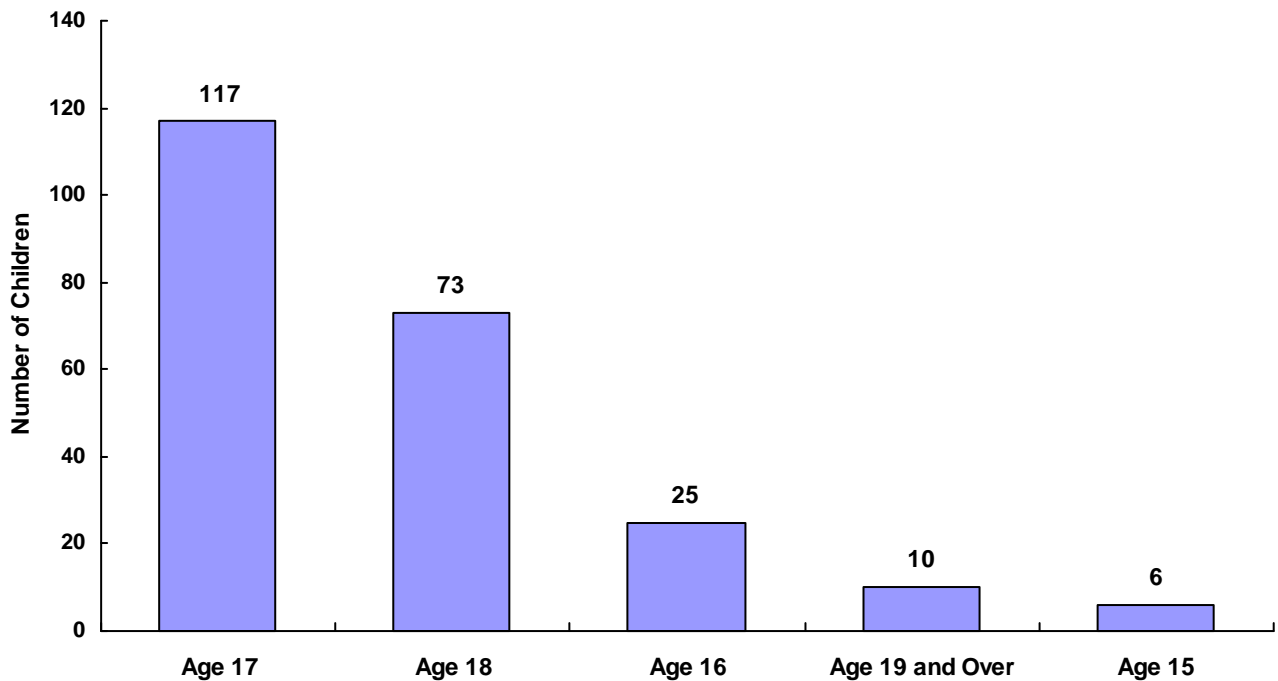


Tennessee Council of Juvenile & Family Court Judges  
Administrative Office of the Courts

# 2011 TENNESSEE JUVENILE COURT STATISTICAL DATA

## Children Transferred to Adult Court (by Age)

|                 | White Male | African American Male | Other Race Male | White Female | African American Female | Other Race Female | Unknown Race or Sex | Total      | % of All Children Referred |
|-----------------|------------|-----------------------|-----------------|--------------|-------------------------|-------------------|---------------------|------------|----------------------------|
| Age 15          | 1          | 5                     | 0               | 0            | 0                       | 0                 | 0                   | 6          | 2.60%                      |
| Age 16          | 3          | 22                    | 0               | 0            | 0                       | 0                 | 0                   | 25         | 10.82%                     |
| Age 17          | 22         | 83                    | 2               | 2            | 4                       | 0                 | 4                   | 117        | 50.65%                     |
| Age 18          | 26         | 38                    | 1               | 5            | 1                       | 1                 | 1                   | 73         | 31.60%                     |
| Age 19 and Over | 2          | 7                     | 1               | 0            | 0                       | 0                 | 0                   | 10         | 4.33%                      |
| <b>Totals</b>   | <b>54</b>  | <b>155</b>            | <b>4</b>        | <b>7</b>     | <b>5</b>                | <b>1</b>          | <b>5</b>            | <b>231</b> |                            |



\* Age calculated at time of case disposition



# Referral Information



## 2011 TENNESSEE JUVENILE COURT STATISTICAL DATA

### Intake Actions (by Type)

|                                     | White Male    | African American Male | Other Race Male | White Female | African American Female | Other Race Female | Unknown Race or Sex | Total         |
|-------------------------------------|---------------|-----------------------|-----------------|--------------|-------------------------|-------------------|---------------------|---------------|
| <b>Delinquent</b>                   |               |                       |                 |              |                         |                   |                     |               |
| <b>Offenses Against Persons</b>     |               |                       |                 |              |                         |                   |                     |               |
| Petition Filed                      | 2,436         | 1,273                 | 99              | 1,048        | 495                     | 44                | 125                 | 5,520         |
| Citation Processed                  | 361           | 1,982                 | 17              | 165          | 986                     | 14                | 24                  | 3,549         |
| Unknown                             | 12            | 70                    | 0               | 9            | 19                      | 0                 | 6                   | 116           |
| Scheduling of Judicial Review       | 22            | 17                    | 1               | 7            | 15                      | 2                 | 0                   | 64            |
| Does Not Apply                      | 17            | 0                     | 0               | 3            | 2                       | 0                 | 0                   | 22            |
| Motion Filed                        | 5             | 9                     | 0               | 1            | 0                       | 1                 | 0                   | 16            |
| Scheduling of Administrative Review | 8             | 1                     | 0               | 3            | 0                       | 0                 | 0                   | 12            |
| Other                               | 7             | 1                     | 1               | 1            | 1                       | 0                 | 0                   | 11            |
| Scheduling of Foster Care Review    | 1             | 0                     | 0               | 2            | 0                       | 0                 | 0                   | 3             |
| Notification of Paternity Processed | 0             | 0                     | 0               | 1            | 0                       | 0                 | 0                   | 1             |
| <b>Totals</b>                       | <b>2,869</b>  | <b>3,353</b>          | <b>118</b>      | <b>1,240</b> | <b>1,518</b>            | <b>61</b>         | <b>155</b>          | <b>9,314</b>  |
| <b>Offenses Against Property</b>    |               |                       |                 |              |                         |                   |                     |               |
| Petition Filed                      | 3,838         | 1,745                 | 131             | 1,377        | 495                     | 56                | 175                 | 7,817         |
| Citation Processed                  | 743           | 2,073                 | 37              | 384          | 671                     | 16                | 24                  | 3,948         |
| Unknown                             | 56            | 152                   | 1               | 22           | 30                      | 0                 | 4                   | 265           |
| Scheduling of Judicial Review       | 39            | 17                    | 0               | 7            | 7                       | 0                 | 1                   | 71            |
| Other                               | 22            | 1                     | 0               | 12           | 3                       | 0                 | 0                   | 38            |
| Motion Filed                        | 12            | 4                     | 2               | 3            | 1                       | 1                 | 0                   | 23            |
| Does Not Apply                      | 15            | 0                     | 0               | 3            | 0                       | 2                 | 0                   | 20            |
| Notification of Paternity Processed | 3             | 0                     | 0               | 0            | 0                       | 0                 | 2                   | 5             |
| Scheduling of Administrative Review | 1             | 0                     | 0               | 0            | 0                       | 0                 | 0                   | 1             |
| Scheduling of Foster Care Review    | 0             | 0                     | 0               | 0            | 0                       | 0                 | 0                   | 0             |
| <b>Totals</b>                       | <b>4,729</b>  | <b>3,992</b>          | <b>171</b>      | <b>1,808</b> | <b>1,207</b>            | <b>75</b>         | <b>206</b>          | <b>12,188</b> |
| <b>Illegal Conduct</b>              |               |                       |                 |              |                         |                   |                     |               |
| Petition Filed                      | 9,779         | 4,253                 | 412             | 4,034        | 1,717                   | 164               | 670                 | 21,029        |
| Citation Processed                  | 7,767         | 4,980                 | 130             | 3,730        | 1,635                   | 88                | 364                 | 18,694        |
| Unknown                             | 53            | 162                   | 2               | 32           | 48                      | 0                 | 7                   | 304           |
| Does Not Apply                      | 173           | 8                     | 0               | 116          | 3                       | 1                 | 1                   | 302           |
| Scheduling of Judicial Review       | 122           | 45                    | 1               | 54           | 17                      | 1                 | 6                   | 246           |
| Motion Filed                        | 84            | 22                    | 4               | 75           | 15                      | 3                 | 9                   | 212           |
| Other                               | 118           | 13                    | 1               | 67           | 3                       | 3                 | 2                   | 207           |
| Notification of Paternity Processed | 12            | 0                     | 0               | 6            | 1                       | 0                 | 0                   | 19            |
| Scheduling of Administrative Review | 4             | 1                     | 0               | 3            | 0                       | 0                 | 0                   | 8             |
| Scheduling of Foster Care Review    | 1             | 0                     | 0               | 0            | 0                       | 0                 | 0                   | 1             |
| <b>Totals</b>                       | <b>18,113</b> | <b>9,484</b>          | <b>550</b>      | <b>8,117</b> | <b>3,439</b>            | <b>260</b>        | <b>1,059</b>        | <b>41,022</b> |



## 2011 TENNESSEE JUVENILE COURT STATISTICAL DATA

### Intake Actions (by Type)

|                                     | White Male   | African American Male | Other Race Male | White Female | African American Female | Other Race Female | Unknown Race or Sex | Total         |
|-------------------------------------|--------------|-----------------------|-----------------|--------------|-------------------------|-------------------|---------------------|---------------|
| <b>Status Offenses</b>              |              |                       |                 |              |                         |                   |                     |               |
| Petition Filed                      | 6,351        | 1,680                 | 226             | 4,763        | 1,050                   | 189               | 538                 | 14,797        |
| Citation Processed                  | 2,053        | 1,525                 | 36              | 842          | 690                     | 21                | 23                  | 5,190         |
| Other                               | 162          | 75                    | 4               | 122          | 39                      | 2                 | 15                  | 419           |
| Does Not Apply                      | 212          | 17                    | 6               | 160          | 13                      | 5                 | 2                   | 415           |
| Scheduling of Judicial Review       | 70           | 11                    | 3               | 61           | 23                      | 0                 | 2                   | 170           |
| Scheduling of Administrative Review | 78           | 1                     | 0               | 46           | 0                       | 3                 | 0                   | 128           |
| Unknown                             | 9            | 15                    | 0               | 10           | 16                      | 2                 | 0                   | 52            |
| Motion Filed                        | 34           | 5                     | 0               | 10           | 0                       | 0                 | 2                   | 51            |
| Notification of Paternity Processed | 1            | 0                     | 0               | 6            | 0                       | 0                 | 0                   | 7             |
| Scheduling of Foster Care Review    | 1            | 0                     | 0               | 0            | 0                       | 0                 | 0                   | 1             |
| <b>Totals</b>                       | <b>8,971</b> | <b>3,329</b>          | <b>275</b>      | <b>6,020</b> | <b>1,831</b>            | <b>222</b>        | <b>582</b>          | <b>21,230</b> |

### Dependency/Neglect

|                                     |              |              |            |              |              |            |            |               |
|-------------------------------------|--------------|--------------|------------|--------------|--------------|------------|------------|---------------|
| Petition Filed                      | 4,617        | 1,337        | 236        | 4,800        | 1,277        | 238        | 892        | 13,397        |
| Motion Filed                        | 126          | 26           | 8          | 115          | 20           | 12         | 21         | 328           |
| Scheduling of Judicial Review       | 42           | 5            | 4          | 38           | 6            | 6          | 2          | 103           |
| Other                               | 36           | 8            | 1          | 45           | 0            | 0          | 5          | 95            |
| Scheduling of Foster Care Review    | 14           | 3            | 0          | 20           | 2            | 0          | 0          | 39            |
| Does Not Apply                      | 9            | 0            | 0          | 5            | 2            | 0          | 0          | 16            |
| Citation Processed                  | 0            | 3            | 0          | 1            | 8            | 0          | 0          | 12            |
| Notification of Paternity Processed | 3            | 0            | 0          | 3            | 0            | 0          | 0          | 6             |
| Scheduling of Administrative Review | 2            | 0            | 0          | 2            | 0            | 0          | 0          | 4             |
| Unknown                             | 2            | 0            | 0          | 0            | 0            | 0          | 0          | 2             |
| <b>Totals</b>                       | <b>4,851</b> | <b>1,382</b> | <b>249</b> | <b>5,029</b> | <b>1,315</b> | <b>256</b> | <b>920</b> | <b>14,002</b> |

### Other Violation Proceedings

|                                     |            |           |          |            |          |          |          |            |
|-------------------------------------|------------|-----------|----------|------------|----------|----------|----------|------------|
| Petition Filed                      | 135        | 16        | 8        | 82         | 2        | 3        | 0        | 246        |
| Motion Filed                        | 12         | 4         | 0        | 12         | 1        | 0        | 0        | 29         |
| Scheduling of Judicial Review       | 7          | 1         | 0        | 7          | 0        | 0        | 0        | 15         |
| Citation Processed                  | 3          | 0         | 1        | 0          | 0        | 0        | 0        | 4          |
| Scheduling of Foster Care Review    | 1          | 0         | 0        | 0          | 0        | 0        | 0        | 1          |
| Other                               | 1          | 0         | 0        | 0          | 0        | 0        | 0        | 1          |
| Notification of Paternity Processed | 0          | 0         | 0        | 0          | 0        | 0        | 0        | 0          |
| Scheduling of Administrative Review | 0          | 0         | 0        | 0          | 0        | 0        | 0        | 0          |
| Unknown                             | 0          | 0         | 0        | 0          | 0        | 0        | 0        | 0          |
| Does Not Apply                      | 0          | 0         | 0        | 0          | 0        | 0        | 0        | 0          |
| <b>Totals</b>                       | <b>159</b> | <b>21</b> | <b>9</b> | <b>101</b> | <b>3</b> | <b>3</b> | <b>0</b> | <b>296</b> |



## 2011 TENNESSEE JUVENILE COURT STATISTICAL DATA

### Intake Actions (by Type)

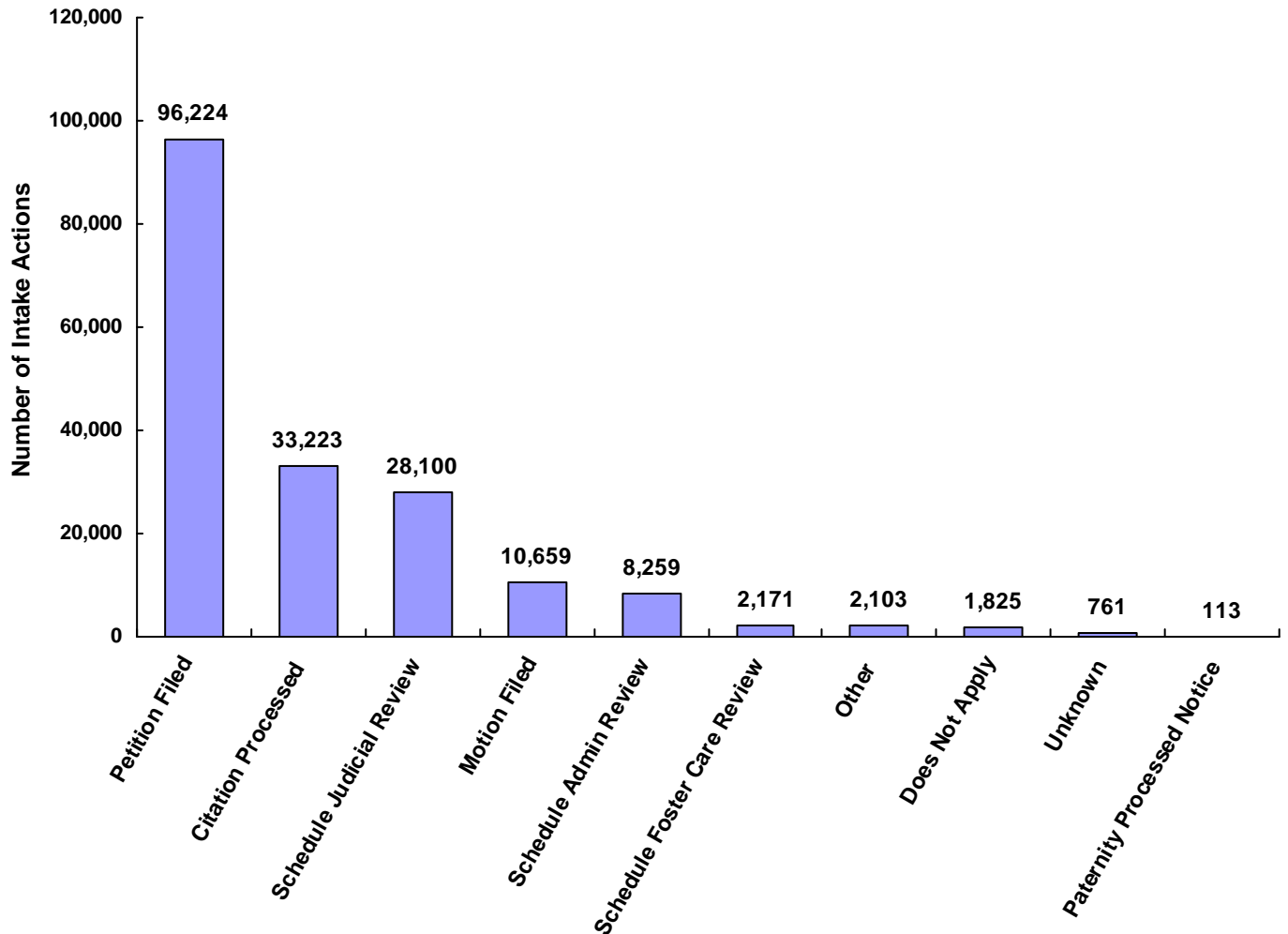
|                                     | White Male    | African American Male | Other Race Male | White Female  | African American Female | Other Race Female | Unknown Race or Sex | Total          |
|-------------------------------------|---------------|-----------------------|-----------------|---------------|-------------------------|-------------------|---------------------|----------------|
| <b>Parentage</b>                    |               |                       |                 |               |                         |                   |                     |                |
| Petition Filed                      | 7,683         | 4,129                 | 373             | 6,671         | 3,753                   | 417               | 2,895               | 25,921         |
| Motion Filed                        | 428           | 153                   | 12              | 397           | 123                     | 30                | 66                  | 1,209          |
| Other                               | 98            | 102                   | 1               | 56            | 88                      | 1                 | 140                 | 486            |
| Does Not Apply                      | 280           | 1                     | 0               | 164           | 2                       | 0                 | 8                   | 455            |
| Scheduling of Judicial Review       | 140           | 24                    | 5               | 120           | 7                       | 0                 | 4                   | 300            |
| Notification of Paternity Processed | 20            | 7                     | 4               | 21            | 0                       | 1                 | 4                   | 57             |
| Scheduling of Administrative Review | 5             | 0                     | 1               | 4             | 0                       | 0                 | 0                   | 10             |
| Citation Processed                  | 1             | 2                     | 0               | 1             | 2                       | 0                 | 1                   | 7              |
| Scheduling of Foster Care Review    | 3             | 1                     | 0               | 2             | 0                       | 0                 | 0                   | 6              |
| Unknown                             | 3             | 0                     | 0               | 0             | 0                       | 0                 | 0                   | 3              |
| <b>Totals</b>                       | <b>8,661</b>  | <b>4,419</b>          | <b>396</b>      | <b>7,436</b>  | <b>3,975</b>            | <b>449</b>        | <b>3,118</b>        | <b>28,454</b>  |
| <b>Special Proceedings</b>          |               |                       |                 |               |                         |                   |                     |                |
| Scheduling of Judicial Review       | 12,862        | 1,945                 | 449             | 8,698         | 801                     | 389               | 1,606               | 26,750         |
| Scheduling of Administrative Review | 2,663         | 1,920                 | 59              | 2,075         | 1,158                   | 140               | 71                  | 8,086          |
| Petition Filed                      | 1,098         | 632                   | 52              | 676           | 499                     | 31                | 153                 | 3,141          |
| Scheduling of Foster Care Review    | 858           | 129                   | 58              | 777           | 67                      | 53                | 159                 | 2,101          |
| Motion Filed                        | 705           | 112                   | 23              | 593           | 63                      | 28                | 149                 | 1,673          |
| Does Not Apply                      | 316           | 7                     | 4               | 222           | 1                       | 6                 | 0                   | 556            |
| Citation Processed                  | 258           | 24                    | 0               | 97            | 4                       | 1                 | 8                   | 392            |
| Other                               | 133           | 35                    | 6               | 81            | 16                      | 7                 | 14                  | 292            |
| Notification of Paternity Processed | 11            | 1                     | 1               | 3             | 0                       | 2                 | 0                   | 18             |
| Unknown                             | 1             | 0                     | 0               | 0             | 0                       | 0                 | 0                   | 1              |
| <b>Totals</b>                       | <b>18,905</b> | <b>4,805</b>          | <b>652</b>      | <b>13,222</b> | <b>2,609</b>            | <b>657</b>        | <b>2,160</b>        | <b>43,010</b>  |
| <b>All Other Referrals</b>          |               |                       |                 |               |                         |                   |                     |                |
| Motion Filed                        | 1,976         | 1,294                 | 179             | 1,449         | 869                     | 166               | 1,185               | 7,118          |
| Petition Filed                      | 1,882         | 450                   | 63              | 1,388         | 252                     | 53                | 268                 | 4,356          |
| Citation Processed                  | 237           | 724                   | 10              | 82            | 361                     | 9                 | 4                   | 1,427          |
| Other                               | 268           | 22                    | 4               | 216           | 7                       | 9                 | 28                  | 554            |
| Scheduling of Judicial Review       | 192           | 14                    | 13              | 130           | 13                      | 2                 | 17                  | 381            |
| Does Not Apply                      | 22            | 2                     | 0               | 15            | 0                       | 0                 | 0                   | 39             |
| Scheduling of Foster Care Review    | 7             | 1                     | 0               | 11            | 0                       | 0                 | 0                   | 19             |
| Unknown                             | 2             | 11                    | 0               | 3             | 2                       | 0                 | 0                   | 18             |
| Scheduling of Administrative Review | 3             | 0                     | 1               | 4             | 0                       | 1                 | 1                   | 10             |
| Notification of Paternity Processed | 0             | 0                     | 0               | 0             | 0                       | 0                 | 0                   | 0              |
| <b>Totals</b>                       | <b>4,589</b>  | <b>2,518</b>          | <b>270</b>      | <b>3,298</b>  | <b>1,504</b>            | <b>240</b>        | <b>1,503</b>        | <b>13,922</b>  |
| <b>All Intake Action Totals</b>     | <b>71,847</b> | <b>33,303</b>         | <b>2,690</b>    | <b>46,271</b> | <b>17,401</b>           | <b>2,223</b>      | <b>9,703</b>        | <b>183,438</b> |



# 2011 TENNESSEE JUVENILE COURT STATISTICAL DATA

## Intake Actions at Referral

|                             | White Male    | African American Male | Other Race Male | White Female  | African American Female | Other Race Female | Unknown Race or Sex | Total          | % of Total Referrals |
|-----------------------------|---------------|-----------------------|-----------------|---------------|-------------------------|-------------------|---------------------|----------------|----------------------|
| Petition Filed              | 37,819        | 15,515                | 1,600           | 24,839        | 9,540                   | 1,195             | 5,716               | 96,224         | 52.46%               |
| Motion Filed                | 3,382         | 1,629                 | 228             | 2,655         | 1,092                   | 241               | 1,432               | 10,659         | 5.81%                |
| Citation Processed          | 11,423        | 11,313                | 231             | 5,302         | 4,357                   | 149               | 448                 | 33,223         | 18.11%               |
| Paternity Processed Notice  | 50            | 8                     | 5               | 40            | 1                       | 3                 | 6                   | 113            | 0.06%                |
| Schedule Judicial Review    | 13,496        | 2,079                 | 476             | 9,122         | 889                     | 400               | 1,638               | 28,100         | 15.32%               |
| Schedule Admin Review       | 2,764         | 1,923                 | 61              | 2,137         | 1,158                   | 144               | 72                  | 8,259          | 4.50%                |
| Schedule Foster Care Review | 886           | 134                   | 58              | 812           | 69                      | 53                | 159                 | 2,171          | 1.18%                |
| Unknown                     | 138           | 410                   | 3               | 76            | 115                     | 2                 | 17                  | 761            | 0.41%                |
| Does Not Apply              | 1,044         | 35                    | 10              | 688           | 23                      | 14                | 11                  | 1,825          | 0.99%                |
| Other                       | 845           | 257                   | 18              | 600           | 157                     | 22                | 204                 | 2,103          | 1.15%                |
| <b>Totals</b>               | <b>71,847</b> | <b>33,303</b>         | <b>2,690</b>    | <b>46,271</b> | <b>17,401</b>           | <b>2,223</b>      | <b>9,703</b>        | <b>183,438</b> |                      |



## 2011 TENNESSEE JUVENILE COURT STATISTICAL DATA

### Source of Referral (by Type)

|                            | White Male    | African American Male | Other Race Male | White Female  | African American Female | Other Race Female | Unknown Race or Sex | Total         |
|----------------------------|---------------|-----------------------|-----------------|---------------|-------------------------|-------------------|---------------------|---------------|
| <b>Delinquent</b>          |               |                       |                 |               |                         |                   |                     |               |
| Law Enforcement            | 20,189        | 14,342                | 588             | 8,155         | 4,879                   | 266               | 1,053               | 49,472        |
| Court Staff                | 1,777         | 989                   | 83              | 854           | 266                     | 42                | 73                  | 4,084         |
| Victim                     | 727           | 271                   | 15              | 573           | 219                     | 23                | 52                  | 1,880         |
| District Attorney's Office | 365           | 408                   | 55              | 404           | 440                     | 27                | 86                  | 1,785         |
| DCS                        | 874           | 314                   | 35              | 277           | 69                      | 12                | 28                  | 1,609         |
| School                     | 575           | 129                   | 17              | 246           | 105                     | 4                 | 21                  | 1,097         |
| Parents                    | 333           | 112                   | 13              | 203           | 113                     | 7                 | 19                  | 800           |
| Other State Department     | 290           | 25                    | 3               | 155           | 5                       | 3                 | 35                  | 516           |
| Other                      | 191           | 131                   | 5               | 92            | 35                      | 1                 | 38                  | 493           |
| Other Court                | 117           | 48                    | 6               | 78            | 14                      | 2                 | 0                   | 265           |
| Social Agency              | 147           | 27                    | 8               | 54            | 10                      | 0                 | 14                  | 260           |
| Child & Parent             | 63            | 12                    | 9               | 37            | 6                       | 8                 | 0                   | 135           |
| Relatives                  | 47            | 14                    | 0               | 34            | 3                       | 1                 | 1                   | 100           |
| Self                       | 8             | 4                     | 1               | 0             | 0                       | 0                 | 0                   | 13            |
| Unknown                    | 7             | 1                     | 1               | 2             | 0                       | 0                 | 0                   | 11            |
| CSA                        | 1             | 1                     | 0               | 1             | 0                       | 0                 | 0                   | 3             |
| Hospital                   | 0             | 1                     | 0               | 0             | 0                       | 0                 | 0                   | 1             |
| <b>Totals</b>              | <b>25,711</b> | <b>16,829</b>         | <b>839</b>      | <b>11,165</b> | <b>6,164</b>            | <b>396</b>        | <b>1,420</b>        | <b>62,524</b> |

### **Status/Unruly**

|                            |              |              |            |              |              |            |            |               |
|----------------------------|--------------|--------------|------------|--------------|--------------|------------|------------|---------------|
| School                     | 4,248        | 891          | 106        | 3,034        | 818          | 96         | 359        | 9,552         |
| Law Enforcement            | 3,006        | 1,834        | 84         | 1,545        | 621          | 55         | 135        | 7,280         |
| Parents                    | 792          | 346          | 53         | 787          | 214          | 35         | 34         | 2,261         |
| Court Staff                | 525          | 133          | 15         | 377          | 92           | 20         | 37         | 1,199         |
| DCS                        | 146          | 56           | 8          | 103          | 37           | 9          | 9          | 368           |
| Relatives                  | 89           | 30           | 3          | 89           | 31           | 3          | 1          | 246           |
| Other                      | 59           | 27           | 3          | 27           | 10           | 1          | 1          | 128           |
| Other State Department     | 25           | 1            | 1          | 21           | 0            | 0          | 1          | 49            |
| Unknown                    | 23           | 2            | 0          | 11           | 3            | 3          | 2          | 44            |
| Other Court                | 19           | 5            | 1          | 11           | 1            | 0          | 0          | 37            |
| Victim                     | 16           | 3            | 0          | 8            | 4            | 0          | 0          | 31            |
| Social Agency              | 9            | 0            | 0          | 2            | 0            | 0          | 1          | 12            |
| District Attorney's Office | 6            | 0            | 0          | 0            | 0            | 0          | 0          | 6             |
| Self                       | 4            | 0            | 1          | 0            | 0            | 0          | 1          | 6             |
| Child & Parent             | 0            | 1            | 0          | 4            | 0            | 0          | 0          | 5             |
| CSA                        | 4            | 0            | 0          | 1            | 0            | 0          | 0          | 5             |
| Hospital                   | 0            | 0            | 0          | 0            | 0            | 0          | 1          | 1             |
| <b>Totals</b>              | <b>8,971</b> | <b>3,329</b> | <b>275</b> | <b>6,020</b> | <b>1,831</b> | <b>222</b> | <b>582</b> | <b>21,230</b> |





## 2011 TENNESSEE JUVENILE COURT STATISTICAL DATA

### Source of Referral (by Type)

|                                      | White Male   | African American Male | Other Race Male | White Female | African American Female | Other Race Female | Unknown Race or Sex | Total         |
|--------------------------------------|--------------|-----------------------|-----------------|--------------|-------------------------|-------------------|---------------------|---------------|
| <b><u>Dependency and Neglect</u></b> |              |                       |                 |              |                         |                   |                     |               |
| DCS                                  | 3,612        | 346                   | 152             | 3,736        | 329                     | 158               | 725                 | 9,058         |
| Parents                              | 352          | 540                   | 42              | 420          | 504                     | 36                | 35                  | 1,929         |
| Relatives                            | 442          | 76                    | 20              | 430          | 85                      | 20                | 52                  | 1,125         |
| Social Agency                        | 94           | 263                   | 14              | 90           | 252                     | 18                | 1                   | 732           |
| School                               | 91           | 97                    | 2               | 102          | 83                      | 3                 | 61                  | 439           |
| Other                                | 139          | 29                    | 14              | 143          | 33                      | 10                | 31                  | 399           |
| Court Staff                          | 64           | 23                    | 1               | 63           | 15                      | 8                 | 8                   | 182           |
| Law Enforcement                      | 18           | 2                     | 4               | 15           | 7                       | 3                 | 1                   | 50            |
| Other State Department               | 11           | 3                     | 0               | 9            | 7                       | 0                 | 1                   | 31            |
| Other Court                          | 11           | 0                     | 0               | 6            | 0                       | 0                 | 0                   | 17            |
| CSA                                  | 5            | 1                     | 0               | 3            | 0                       | 0                 | 3                   | 12            |
| Hospital                             | 4            | 0                     | 0               | 2            | 0                       | 0                 | 0                   | 6             |
| Unknown                              | 1            | 1                     | 0               | 3            | 0                       | 0                 | 1                   | 6             |
| Victim                               | 3            | 0                     | 0               | 1            | 0                       | 0                 | 1                   | 5             |
| Child & Parent                       | 1            | 0                     | 0               | 3            | 0                       | 0                 | 0                   | 4             |
| Self                                 | 1            | 1                     | 0               | 2            | 0                       | 0                 | 0                   | 4             |
| District Attorney's Office           | 2            | 0                     | 0               | 1            | 0                       | 0                 | 0                   | 3             |
| <b>Totals</b>                        | <b>4,851</b> | <b>1,382</b>          | <b>249</b>      | <b>5,029</b> | <b>1,315</b>            | <b>256</b>        | <b>920</b>          | <b>14,002</b> |

### **Other Violations**

|                            |            |           |          |            |          |          |          |            |
|----------------------------|------------|-----------|----------|------------|----------|----------|----------|------------|
| Court Staff                | 92         | 9         | 5        | 64         | 0        | 1        | 0        | 171        |
| DCS                        | 44         | 4         | 0        | 34         | 1        | 2        | 0        | 85         |
| Law Enforcement            | 14         | 5         | 1        | 1          | 0        | 0        | 0        | 21         |
| Self                       | 2          | 3         | 2        | 0          | 1        | 0        | 0        | 8          |
| District Attorney's Office | 2          | 0         | 1        | 1          | 0        | 0        | 0        | 4          |
| School                     | 4          | 0         | 0        | 0          | 0        | 0        | 0        | 4          |
| Other                      | 1          | 0         | 0        | 0          | 0        | 0        | 0        | 1          |
| Parents                    | 0          | 0         | 0        | 1          | 0        | 0        | 0        | 1          |
| Victim                     | 0          | 0         | 0        | 0          | 1        | 0        | 0        | 1          |
| Child & Parent             | 0          | 0         | 0        | 0          | 0        | 0        | 0        | 0          |
| CSA                        | 0          | 0         | 0        | 0          | 0        | 0        | 0        | 0          |
| Hospital                   | 0          | 0         | 0        | 0          | 0        | 0        | 0        | 0          |
| Other Court                | 0          | 0         | 0        | 0          | 0        | 0        | 0        | 0          |
| Other State Department     | 0          | 0         | 0        | 0          | 0        | 0        | 0        | 0          |
| Relatives                  | 0          | 0         | 0        | 0          | 0        | 0        | 0        | 0          |
| Social Agency              | 0          | 0         | 0        | 0          | 0        | 0        | 0        | 0          |
| Unknown                    | 0          | 0         | 0        | 0          | 0        | 0        | 0        | 0          |
| <b>Totals</b>              | <b>159</b> | <b>21</b> | <b>9</b> | <b>101</b> | <b>3</b> | <b>3</b> | <b>0</b> | <b>296</b> |



## 2011 TENNESSEE JUVENILE COURT STATISTICAL DATA

### Source of Referral (by Type)

|                                   | White Male    | African American Male | Other Race Male | White Female  | African American Female | Other Race Female | Unknown Race or Sex | Total          |
|-----------------------------------|---------------|-----------------------|-----------------|---------------|-------------------------|-------------------|---------------------|----------------|
| <b>Special Proceedings</b>        |               |                       |                 |               |                         |                   |                     |                |
| Court Staff                       | 13,300        | 3,307                 | 415             | 9,404         | 1,926                   | 461               | 1,351               | 30,164         |
| DCS                               | 4,012         | 507                   | 207             | 3,430         | 251                     | 194               | 509                 | 9,110          |
| Parents                           | 2,417         | 1,591                 | 125             | 2,236         | 1,531                   | 122               | 325                 | 8,347          |
| District Attorney's Office        | 1,770         | 1,369                 | 95              | 1,270         | 1,161                   | 124               | 1,414               | 7,203          |
| Other                             | 1,867         | 1,705                 | 59              | 807           | 1,088                   | 49                | 1,243               | 6,818          |
| Relatives                         | 1,591         | 383                   | 79              | 1,543         | 388                     | 99                | 138                 | 4,221          |
| Other State Department            | 1,127         | 95                    | 21              | 920           | 50                      | 17                | 89                  | 2,319          |
| Law Enforcement                   | 442           | 61                    | 10              | 195           | 19                      | 7                 | 11                  | 745            |
| Self                              | 320           | 15                    | 19              | 250           | 14                      | 6                 | 6                   | 630            |
| Social Agency                     | 210           | 80                    | 5               | 173           | 69                      | 3                 | 3                   | 543            |
| School                            | 197           | 17                    | 1               | 164           | 9                       | 1                 | 6                   | 395            |
| Unknown                           | 77            | 60                    | 3               | 55            | 52                      | 7                 | 83                  | 337            |
| Other Court                       | 112           | 15                    | 2               | 103           | 7                       | 0                 | 2                   | 241            |
| Child & Parent                    | 90            | 16                    | 3               | 84            | 18                      | 14                | 6                   | 231            |
| Hospital                          | 16            | 2                     | 3               | 13            | 1                       | 1                 | 84                  | 120            |
| CSA                               | 10            | 0                     | 1               | 6             | 0                       | 0                 | 5                   | 22             |
| Victim                            | 8             | 1                     | 0               | 5             | 0                       | 1                 | 3                   | 18             |
| <b>Totals</b>                     | <b>27,566</b> | <b>9,224</b>          | <b>1,048</b>    | <b>20,658</b> | <b>6,584</b>            | <b>1,106</b>      | <b>5,278</b>        | <b>71,464</b>  |
| <b>All Other Referrals</b>        |               |                       |                 |               |                         |                   |                     |                |
| Unknown                           | 562           | 1,005                 | 94              | 459           | 705                     | 106               | 608                 | 3,539          |
| Law Enforcement                   | 688           | 915                   | 24              | 230           | 386                     | 15                | 29                  | 2,287          |
| DCS                               | 950           | 114                   | 42              | 772           | 75                      | 36                | 188                 | 2,177          |
| Other                             | 543           | 123                   | 37              | 466           | 49                      | 27                | 266                 | 1,511          |
| Parents                           | 498           | 138                   | 15              | 383           | 110                     | 21                | 112                 | 1,277          |
| Court Staff                       | 529           | 71                    | 21              | 312           | 45                      | 12                | 55                  | 1,045          |
| Other State Department            | 283           | 11                    | 14              | 264           | 1                       | 2                 | 116                 | 691            |
| Self                              | 141           | 33                    | 8               | 75            | 18                      | 4                 | 33                  | 312            |
| Relatives                         | 104           | 19                    | 7               | 94            | 24                      | 7                 | 37                  | 292            |
| School                            | 88            | 8                     | 0               | 119           | 27                      | 0                 | 8                   | 250            |
| Social Agency                     | 66            | 27                    | 1               | 45            | 48                      | 5                 | 8                   | 200            |
| Other Court                       | 51            | 21                    | 2               | 21            | 10                      | 1                 | 23                  | 129            |
| District Attorney's Office        | 33            | 25                    | 3               | 30            | 4                       | 3                 | 13                  | 111            |
| Victim                            | 27            | 5                     | 0               | 13            | 1                       | 1                 | 5                   | 52             |
| Child & Parent                    | 25            | 1                     | 1               | 13            | 1                       | 0                 | 0                   | 41             |
| CSA                               | 1             | 2                     | 1               | 2             | 0                       | 0                 | 2                   | 8              |
| Hospital                          | 0             | 0                     | 0               | 0             | 0                       | 0                 | 0                   | 0              |
| <b>Totals</b>                     | <b>4,589</b>  | <b>2,518</b>          | <b>270</b>      | <b>3,298</b>  | <b>1,504</b>            | <b>240</b>        | <b>1,503</b>        | <b>13,922</b>  |
| <b>All Referral Source Totals</b> | <b>71,847</b> | <b>33,303</b>         | <b>2,690</b>    | <b>46,271</b> | <b>17,401</b>           | <b>2,223</b>      | <b>9,703</b>        | <b>183,438</b> |



# 2011 TENNESSEE JUVENILE COURT STATISTICAL DATA

## Six Most Frequent Referral Reasons (by Source)

|  | White Male | African American Male | Other Race Male | White Female | African American Female | Other Race Female | Unknown Race or Sex | Total  |
|--|------------|-----------------------|-----------------|--------------|-------------------------|-------------------|---------------------|--------|
| <b><u>Law Enforcement</u></b>            |            |                       |                 |              |                         |                   |                     |        |
| 1. Traffic                               | 7,120      | 1,403                 | 117             | 3,636        | 622                     | 73                | 436                 | 13,407 |
| 2. Assault                               | 1,416      | 1,919                 | 57              | 747          | 1,232                   | 36                | 76                  | 5,483  |
| 3. Theft of Property                     | 1,689      | 1,681                 | 70              | 921          | 816                     | 41                | 82                  | 5,300  |
| 4. Disorderly Conduct                    | 821        | 1,863                 | 53              | 414          | 1,168                   | 29                | 80                  | 4,428  |
| 5. Possession of Controlled Substances   | 1,331      | 862                   | 46              | 363          | 89                      | 10                | 57                  | 2,758  |
| 6. Vandalism                             | 1,193      | 797                   | 28              | 231          | 147                     | 5                 | 28                  | 2,429  |
| <b><u>Parents</u></b>                    |            |                       |                 |              |                         |                   |                     |        |
| 1. Custody                               | 1,076      | 545                   | 56              | 987          | 448                     | 53                | 110                 | 3,275  |
| 2. Dependency / Neglect                  | 348        | 539                   | 42              | 400          | 504                     | 36                | 33                  | 1,902  |
| 3. Child Support                         | 486        | 335                   | 18              | 440          | 309                     | 16                | 66                  | 1,670  |
| 4. Visitation                            | 414        | 261                   | 20              | 394          | 307                     | 29                | 80                  | 1,505  |
| 5. Unruly Behavior                       | 570        | 211                   | 36              | 504          | 118                     | 27                | 19                  | 1,485  |
| 6. Other                                 | 498        | 138                   | 15              | 383          | 110                     | 21                | 112                 | 1,277  |
| <b><u>Relatives</u></b>                  |            |                       |                 |              |                         |                   |                     |        |
| 1. Custody                               | 1,176      | 347                   | 56              | 1,156        | 340                     | 73                | 115                 | 3,263  |
| 2. Dependency / Neglect                  | 431        | 76                    | 18              | 408          | 84                      | 19                | 51                  | 1,087  |
| 3. Child Support                         | 268        | 27                    | 18              | 250          | 35                      | 19                | 7                   | 624    |
| 4. Other                                 | 104        | 19                    | 7               | 94           | 24                      | 7                 | 37                  | 292    |
| 5. Unruly Behavior                       | 53         | 16                    | 3               | 62           | 21                      | 1                 | 1                   | 157    |
| 6. Judicial Review                       | 63         | 2                     | 2               | 63           | 3                       | 4                 | 12                  | 149    |
| <b><u>Self</u></b>                       |            |                       |                 |              |                         |                   |                     |        |
| 1. Child Support                         | 234        | 7                     | 12              | 177          | 5                       | 1                 | 2                   | 438    |
| 2. Other                                 | 141        | 33                    | 8               | 75           | 18                      | 4                 | 33                  | 312    |
| 3. Custody                               | 41         | 1                     | 6               | 28           | 2                       | 2                 | 1                   | 81     |
| 4. Visitation                            | 26         | 7                     | 0               | 26           | 7                       | 0                 | 3                   | 69     |
| 5. Paternity / Legitimation              | 8          | 0                     | 1               | 9            | 0                       | 3                 | 0                   | 21     |
| 6. Judicial Review                       | 10         | 0                     | 0               | 6            | 0                       | 0                 | 0                   | 16     |
| <b><u>School</u></b>                     |            |                       |                 |              |                         |                   |                     |        |
| 1. Truancy                               | 2,990      | 757                   | 88              | 2,702        | 789                     | 87                | 332                 | 7,745  |
| 2. Possession of Tobacco Products        | 900        | 46                    | 6               | 159          | 7                       | 0                 | 15                  | 1,133  |
| 3. Dependency / Neglect                  | 91         | 97                    | 2               | 101          | 83                      | 3                 | 61                  | 438    |
| 4. Unruly Behavior                       | 248        | 59                    | 7               | 94           | 14                      | 6                 | 9                   | 437    |
| 5. Judicial Review                       | 154        | 16                    | 1               | 141          | 8                       | 1                 | 4                   | 325    |
| 6. Disorderly Conduct                    | 121        | 62                    | 3               | 60           | 65                      | 2                 | 6                   | 319    |
| <b><u>Community Service Agencies</u></b> |            |                       |                 |              |                         |                   |                     |        |
| 1. Custody                               | 6          | 0                     | 0               | 5            | 0                       | 0                 | 1                   | 12     |
| 2. Dependency / Neglect                  | 5          | 1                     | 0               | 3            | 0                       | 0                 | 2                   | 11     |
| 3. Other                                 | 1          | 2                     | 1               | 2            | 0                       | 0                 | 2                   | 8      |
| 4. Foster Care Review                    | 2          | 0                     | 1               | 0            | 0                       | 0                 | 4                   | 7      |
| 5. Child Support                         | 1          | 0                     | 0               | 1            | 0                       | 0                 | 0                   | 2      |
| 6. In-State Runaway                      | 1          | 0                     | 0               | 1            | 0                       | 0                 | 0                   | 2      |



# 2011 TENNESSEE JUVENILE COURT STATISTICAL DATA

## Six Most Frequent Referral Reasons (by Source)

|   | White Male | African American Male | Other Race Male | White Female | African American Female | Other Race Female | Unknown Race or Sex | Total         |
|---|------------|-----------------------|-----------------|--------------|-------------------------|-------------------|---------------------|---------------|
| <b><u>Department of Children's Services</u></b> |            |                       |                 |              |                         |                   |                     |               |
| 1. Dependency / Neglect                         | 3,317      | 324                   | 132             | 3,434        | 298                     | 147               | 652                 | <b>8,304</b>  |
| 2. Judicial Review                              | 1,610      | 209                   | 91              | 1,287        | 87                      | 85                | 182                 | <b>3,551</b>  |
| 3. Foster Care Review                           | 1,305      | 146                   | 63              | 1,148        | 88                      | 66                | 153                 | <b>2,969</b>  |
| 4. Other  | 950        | 114                   | 42              | 772          | 75                      | 36                | 188                 | <b>2,177</b>  |
| 5. Custody                                      | 528        | 37                    | 20              | 535          | 32                      | 34                | 91                  | <b>1,277</b>  |
| 6. Violation of Probation                       | 625        | 188                   | 23              | 198          | 41                      | 10                | 16                  | <b>1,101</b>  |
| <b><u>Other State Department</u></b>            |            |                       |                 |              |                         |                   |                     |               |
| 1. Child Support                                | 1,071      | 91                    | 19              | 885          | 50                      | 14                | 79                  | <b>2,209</b>  |
| 2. Other  | 283        | 11                    | 14              | 264          | 1                       | 2                 | 116                 | <b>691</b>    |
| 3. Contempt of Court                            | 175        | 17                    | 2               | 129          | 4                       | 0                 | 35                  | <b>362</b>    |
| 4. Violation of Probation                       | 82         | 5                     | 1               | 23           | 0                       | 3                 | 0                   | <b>114</b>    |
| 5. Judicial Review                              | 29         | 2                     | 0               | 21           | 0                       | 0                 | 10                  | <b>62</b>     |
| 6. Violation of a Valid Court Order             | 14         | 0                     | 1               | 19           | 0                       | 0                 | 0                   | <b>34</b>     |
| <b><u>District Attorney's Office</u></b>        |            |                       |                 |              |                         |                   |                     |               |
| 1. Child Support                                | 1,519      | 1,159                 | 81              | 1,132        | 1,026                   | 99                | 1,238               | <b>6,254</b>  |
| 2. Contempt of Court                            | 353        | 400                   | 55              | 402          | 440                     | 27                | 86                  | <b>1,763</b>  |
| 3. Paternity / Legitimation                     | 87         | 145                   | 10              | 81           | 117                     | 14                | 75                  | <b>529</b>    |
| 4. Judicial Review                              | 135        | 58                    | 4               | 44           | 11                      | 5                 | 100                 | <b>357</b>    |
| 5. Other  | 33         | 25                    | 3               | 30           | 4                       | 3                 | 13                  | <b>111</b>    |
| 6. Visitation                                   | 7          | 6                     | 0               | 7            | 7                       | 6                 | 0                   | <b>33</b>     |
| <b><u>Court Staff</u></b>                       |            |                       |                 |              |                         |                   |                     |               |
| 1. Judicial Review                              | 10,577     | 1,386                 | 375             | 7,301        | 718                     | 321               | 1,200               | <b>21,878</b> |
| 2. Administrative Review                        | 2,649      | 1,823                 | 38              | 2,022        | 1,113                   | 132               | 6                   | <b>7,783</b>  |
| 3. Violation of Probation                       | 1,140      | 817                   | 61              | 477          | 178                     | 20                | 44                  | <b>2,737</b>  |
| 4. Other  | 529        | 71                    | 21              | 312          | 45                      | 12                | 55                  | <b>1,045</b>  |
| 5. Contempt of Court                            | 381        | 39                    | 14              | 296          | 33                      | 16                | 4                   | <b>783</b>    |
| 6. Violation of a Valid Court Order             | 216        | 62                    | 8               | 160          | 29                      | 15                | 11                  | <b>501</b>    |
| <b><u>Social Agency</u></b>                     |            |                       |                 |              |                         |                   |                     |               |
| 1. Dependency / Neglect                         | 88         | 263                   | 14              | 87           | 252                     | 18                | 0                   | <b>722</b>    |
| 2. Other  | 66         | 27                    | 1               | 45           | 48                      | 5                 | 8                   | <b>200</b>    |
| 3. Child Support                                | 108        | 0                     | 1               | 82           | 0                       | 0                 | 0                   | <b>191</b>    |
| 4. Violation of Probation                       | 112        | 10                    | 6               | 42           | 3                       | 0                 | 11                  | <b>184</b>    |
| 5. Administrative Review                        | 8          | 71                    | 0               | 6            | 66                      | 1                 | 0                   | <b>152</b>    |
| 6. Foster Care Review                           | 64         | 2                     | 3               | 58           | 0                       | 2                 | 3                   | <b>132</b>    |
| <b><u>Other Court</u></b>                       |            |                       |                 |              |                         |                   |                     |               |
| 1. Judicial Review                              | 96         | 11                    | 2               | 83           | 2                       | 0                 | 0                   | <b>194</b>    |
| 2. Other  | 51         | 21                    | 2               | 21           | 10                      | 1                 | 23                  | <b>129</b>    |
| 3. Theft of Property                            | 20         | 9                     | 0               | 26           | 4                       | 1                 | 0                   | <b>60</b>     |
| 4. Assault                                      | 7          | 7                     | 2               | 5            | 5                       | 0                 | 0                   | <b>26</b>     |
| 5. Dependency / Neglect                         | 11         | 0                     | 0               | 6            | 0                       | 0                 | 0                   | <b>17</b>     |
| 6. Traffic                                      | 9          | 0                     | 1               | 6            | 1                       | 0                 | 0                   | <b>17</b>     |



## 2011 TENNESSEE JUVENILE COURT STATISTICAL DATA

### Six Most Frequent Referral Reasons (by Source)

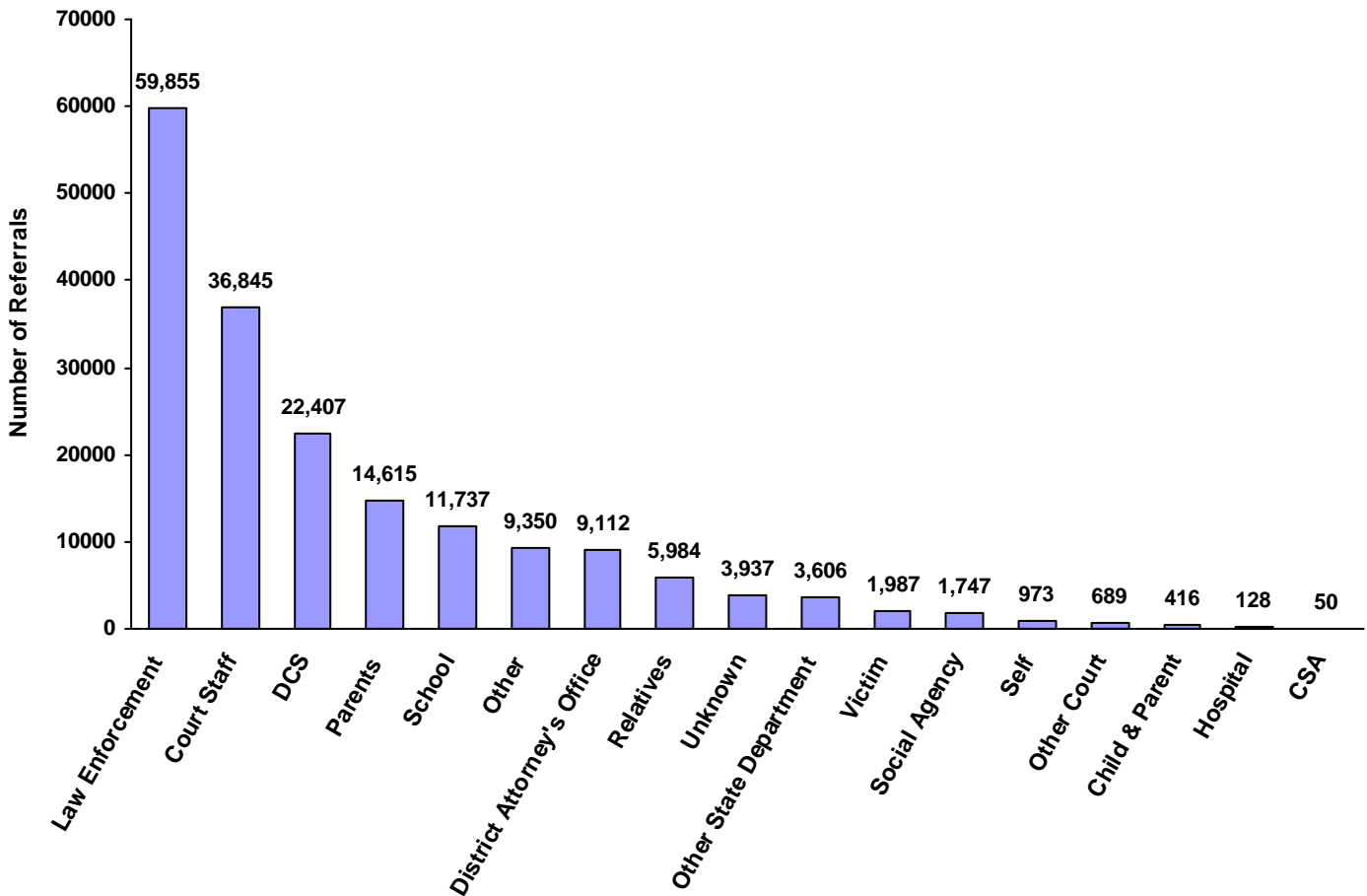
|                                  | White Male | African American Male | Other Race Male | White Female | African American Female | Other Race Female | Unknown Race or Sex | Total |
|----------------------------------|------------|-----------------------|-----------------|--------------|-------------------------|-------------------|---------------------|-------|
| <b><u>Victim</u></b>             |            |                       |                 |              |                         |                   |                     |       |
| 1. Theft of Property             | 267        | 97                    | 3               | 326          | 111                     | 13                | 27                  | 844   |
| 2. Assault                       | 183        | 94                    | 4               | 142          | 61                      | 6                 | 15                  | 505   |
| 3. Vandalism                     | 101        | 28                    | 3               | 32           | 15                      | 1                 | 2                   | 182   |
| 4. Harassment                    | 41         | 13                    | 1               | 42           | 12                      | 1                 | 4                   | 114   |
| 5. Criminal Trespass             | 40         | 4                     | 1               | 10           | 3                       | 0                 | 1                   | 59    |
| 6. Other                         | 27         | 5                     | 0               | 13           | 1                       | 1                 | 5                   | 52    |
| <b><u>Child &amp; Parent</u></b> |            |                       |                 |              |                         |                   |                     |       |
| 1. Child Support                 | 51         | 10                    | 3               | 51           | 12                      | 13                | 3                   | 143   |
| 2. Contempt of Court             | 34         | 5                     | 9               | 21           | 4                       | 8                 | 0                   | 81    |
| 3. Paternity / Legitimation      | 20         | 6                     | 0               | 19           | 6                       | 1                 | 2                   | 54    |
| 4. Other                         | 25         | 1                     | 1               | 13           | 1                       | 0                 | 0                   | 41    |
| 5. Assault                       | 15         | 4                     | 0               | 11           | 2                       | 0                 | 0                   | 32    |
| 6. Custody                       | 9          | 0                     | 0               | 7            | 0                       | 0                 | 1                   | 17    |
| <b><u>Hospital</u></b>           |            |                       |                 |              |                         |                   |                     |       |
| 1. Request for Medical Treatment | 3          | 2                     | 0               | 3            | 1                       | 0                 | 84                  | 93    |
| 2. Paternity / Legitimation      | 13         | 0                     | 3               | 10           | 0                       | 1                 | 0                   | 27    |
| 3. Dependency / Neglect          | 3          | 0                     | 0               | 2            | 0                       | 0                 | 0                   | 5     |
| 4. Physically Abused Child       | 1          | 0                     | 0               | 0            | 0                       | 0                 | 0                   | 1     |
| 5. Theft of Property             | 0          | 1                     | 0               | 0            | 0                       | 0                 | 0                   | 1     |
| 6. Unruly Behavior               | 0          | 0                     | 0               | 0            | 0                       | 0                 | 1                   | 1     |
| <b><u>Unknown</u></b>            |            |                       |                 |              |                         |                   |                     |       |
| 1. Other                         | 562        | 1,005                 | 94              | 459          | 705                     | 106               | 608                 | 3,539 |
| 2. Child Support                 | 69         | 47                    | 1               | 45           | 41                      | 4                 | 40                  | 247   |
| 3. Paternity / Legitimation      | 3          | 5                     | 1               | 5            | 8                       | 1                 | 30                  | 53    |
| 4. Truancy                       | 13         | 0                     | 0               | 9            | 1                       | 1                 | 0                   | 24    |
| 5. Custody                       | 3          | 6                     | 0               | 1            | 1                       | 2                 | 8                   | 21    |
| 6. Unruly Behavior               | 10         | 2                     | 0               | 2            | 1                       | 2                 | 2                   | 19    |
| <b><u>Other</u></b>              |            |                       |                 |              |                         |                   |                     |       |
| 1. Child Support                 | 532        | 895                   | 35              | 290          | 748                     | 35                | 689                 | 3,224 |
| 2. Judicial Review               | 829        | 504                   | 4               | 154          | 43                      | 2                 | 285                 | 1,821 |
| 3. Other                         | 543        | 123                   | 37              | 466          | 49                      | 27                | 266                 | 1,511 |
| 4. Paternity / Legitimation      | 130        | 226                   | 4               | 59           | 220                     | 2                 | 149                 | 790   |
| 5. Custody                       | 181        | 48                    | 10              | 185          | 56                      | 7                 | 90                  | 577   |
| 6. Dependency / Neglect          | 135        | 24                    | 7               | 132          | 33                      | 9                 | 23                  | 363   |



# 2011 TENNESSEE JUVENILE COURT STATISTICAL DATA

## Source of Referrals

|                            | White Male    | African American Male | Other Race Male | White Female  | African American Female | Other Race Female | Unknown Race or Sex | Total          | % of Total Referrals |
|----------------------------|---------------|-----------------------|-----------------|---------------|-------------------------|-------------------|---------------------|----------------|----------------------|
| Law Enforcement            | 24,357        | 17,159                | 711             | 10,141        | 5,912                   | 346               | 1,229               | 59,855         | 32.63%               |
| Parents                    | 4,392         | 2,727                 | 248             | 4,030         | 2,472                   | 221               | 525                 | 14,615         | 7.97%                |
| Relatives                  | 2,273         | 522                   | 109             | 2,190         | 531                     | 130               | 229                 | 5,984          | 3.26%                |
| Self                       | 476           | 56                    | 31              | 327           | 33                      | 10                | 40                  | 973            | 0.53%                |
| School                     | 5,203         | 1,142                 | 126             | 3,665         | 1,042                   | 104               | 455                 | 11,737         | 6.40%                |
| CSA                        | 21            | 4                     | 2               | 13            | 0                       | 0                 | 10                  | 50             | 0.03%                |
| DCS                        | 9,638         | 1,341                 | 444             | 8,352         | 762                     | 411               | 1,459               | 22,407         | 12.22%               |
| Other State Department     | 1,736         | 135                   | 39              | 1,369         | 63                      | 22                | 242                 | 3,606          | 1.97%                |
| District Attorney's Office | 2,178         | 1,802                 | 154             | 1,706         | 1,605                   | 154               | 1,513               | 9,112          | 4.97%                |
| Court Staff                | 16,287        | 4,532                 | 540             | 11,074        | 2,344                   | 544               | 1,524               | 36,845         | 20.09%               |
| Social Agency              | 526           | 397                   | 28              | 364           | 379                     | 26                | 27                  | 1,747          | 0.95%                |
| Other Court                | 310           | 89                    | 11              | 219           | 32                      | 3                 | 25                  | 689            | 0.38%                |
| Victim                     | 781           | 280                   | 15              | 600           | 225                     | 25                | 61                  | 1,987          | 1.08%                |
| Child & Parent             | 179           | 30                    | 13              | 141           | 25                      | 22                | 6                   | 416            | 0.23%                |
| Hospital                   | 20            | 3                     | 3               | 15            | 1                       | 1                 | 85                  | 128            | 0.07%                |
| Unknown                    | 670           | 1,069                 | 98              | 530           | 760                     | 116               | 694                 | 3,937          | 2.15%                |
| Other                      | 2,800         | 2,015                 | 118             | 1,535         | 1,215                   | 88                | 1,579               | 9,350          | 5.10%                |
| <b>Totals</b>              | <b>71,847</b> | <b>33,303</b>         | <b>2,690</b>    | <b>46,271</b> | <b>17,401</b>           | <b>2,223</b>      | <b>9,703</b>        | <b>183,438</b> |                      |



## 2011 TENNESSEE JUVENILE COURT STATISTICAL DATA

### Referral Reasons (by Type)

|   | White Male   | African American Male | Other Race Male | White Female | African American Female | Other Race Female | Unknown Race or Sex | Total         |
|---|--------------|-----------------------|-----------------|--------------|-------------------------|-------------------|---------------------|---------------|
| <b><u>Delinquent</u></b>                |              |                       |                 |              |                         |                   |                     |               |
| <b><u>Offenses Against Persons</u></b>  |              |                       |                 |              |                         |                   |                     |               |
| Assault                                 | 1,916        | 2,113                 | 72              | 1,079        | 1,336                   | 45                | 100                 | <b>6,661</b>  |
| Aggravated Assault                      | 312          | 328                   | 15              | 71           | 126                     | 11                | 19                  | <b>882</b>    |
| Reckless Endangerment                   | 155          | 119                   | 7               | 25           | 4                       | 1                 | 5                   | <b>316</b>    |
| Aggravated Robbery                      | 33           | 240                   | 3               | 3            | 8                       | 0                 | 8                   | <b>295</b>    |
| Other Sexual Offenses                   | 117          | 125                   | 5               | 16           | 20                      | 2                 | 6                   | <b>291</b>    |
| Robbery                                 | 27           | 172                   | 2               | 1            | 14                      | 0                 | 1                   | <b>217</b>    |
| Rape of a Child                         | 90           | 70                    | 7               | 6            | 2                       | 0                 | 1                   | <b>176</b>    |
| Aggravated Sexual Battery               | 97           | 49                    | 1               | 3            | 3                       | 0                 | 9                   | <b>162</b>    |
| Attempted Crime Against a Person        | 16           | 48                    | 2               | 2            | 2                       | 1                 | 3                   | <b>74</b>     |
| Rape                                    | 33           | 13                    | 1               | 0            | 0                       | 0                 | 0                   | <b>47</b>     |
| Aggravated Child Abuse / Neglect        | 15           | 6                     | 1               | 9            | 1                       | 0                 | 0                   | <b>32</b>     |
| Aggravated Rape                         | 15           | 14                    | 0               | 1            | 0                       | 0                 | 0                   | <b>30</b>     |
| Esp. Aggravated Robbery                 | 6            | 16                    | 1               | 4            | 0                       | 0                 | 0                   | <b>27</b>     |
| 1st Degree Murder                       | 7            | 12                    | 0               | 1            | 0                       | 1                 | 2                   | <b>23</b>     |
| Sexual Abuse of a Child                 | 7            | 4                     | 0               | 7            | 2                       | 0                 | 0                   | <b>20</b>     |
| Aggravated Kidnapping                   | 4            | 12                    | 0               | 0            | 0                       | 0                 | 1                   | <b>17</b>     |
| Esp. Aggravated Kidnapping              | 6            | 6                     | 0               | 4            | 0                       | 0                 | 0                   | <b>16</b>     |
| Criminal Homicide                       | 4            | 2                     | 0               | 4            | 0                       | 0                 | 0                   | <b>10</b>     |
| 2nd Degree Murder                       | 4            | 2                     | 0               | 2            | 0                       | 0                 | 0                   | <b>8</b>      |
| Aggravated Vehicular Homicide           | 1            | 1                     | 0               | 2            | 0                       | 0                 | 0                   | <b>4</b>      |
| Vehicular Homicide                      | 3            | 0                     | 0               | 0            | 0                       | 0                 | 0                   | <b>3</b>      |
| Voluntary Manslaughter                  | 1            | 1                     | 0               | 0            | 0                       | 0                 | 0                   | <b>2</b>      |
| Criminally Negligent Homicide           | 0            | 0                     | 1               | 0            | 0                       | 0                 | 0                   | <b>1</b>      |
| <b>Totals</b>                           | <b>2,869</b> | <b>3,353</b>          | <b>118</b>      | <b>1,240</b> | <b>1,518</b>            | <b>61</b>         | <b>155</b>          | <b>9,314</b>  |
| <b><u>Offenses Against Property</u></b> |              |                       |                 |              |                         |                   |                     |               |
| Theft of Property                       | 2,086        | 1,845                 | 80              | 1,339        | 969                     | 58                | 116                 | <b>6,493</b>  |
| Vandalism                               | 1,395        | 857                   | 34              | 283          | 166                     | 7                 | 34                  | <b>2,776</b>  |
| Aggravated Burglary                     | 394          | 781                   | 19              | 46           | 24                      | 3                 | 31                  | <b>1,298</b>  |
| Burglary                                | 630          | 376                   | 32              | 52           | 12                      | 3                 | 16                  | <b>1,121</b>  |
| Unauthorized Use of a Vehicle           | 80           | 48                    | 3               | 23           | 17                      | 4                 | 5                   | <b>180</b>    |
| Forgery                                 | 35           | 14                    | 0               | 41           | 5                       | 0                 | 0                   | <b>95</b>     |
| Illegal Poss/Use of Credit/Debit Cards  | 41           | 10                    | 1               | 14           | 12                      | 0                 | 2                   | <b>80</b>     |
| Arson                                   | 34           | 25                    | 1               | 5            | 1                       | 0                 | 1                   | <b>67</b>     |
| Cruelty to Animals                      | 22           | 28                    | 0               | 3            | 1                       | 0                 | 0                   | <b>54</b>     |
| Aggravated Arson                        | 11           | 8                     | 1               | 1            | 0                       | 0                 | 1                   | <b>22</b>     |
| Worthless Checks                        | 1            | 0                     | 0               | 1            | 0                       | 0                 | 0                   | <b>2</b>      |
| <b>Totals</b>                           | <b>4,729</b> | <b>3,992</b>          | <b>171</b>      | <b>1,808</b> | <b>1,207</b>            | <b>75</b>         | <b>206</b>          | <b>12,188</b> |



## 2011 TENNESSEE JUVENILE COURT STATISTICAL DATA

### Referral Reasons

(by Type)

|                                      | White Male    | African American Male | Other Race Male | White Female  | African American Female | Other Race Female | Unknown Race or Sex | Total         |
|--------------------------------------|---------------|-----------------------|-----------------|---------------|-------------------------|-------------------|---------------------|---------------|
| <b><u>Delinquent</u></b>             |               |                       |                 |               |                         |                   |                     |               |
| <b><u>Illegal Conduct</u></b>        |               |                       |                 |               |                         |                   |                     |               |
| Traffic                              | 7,219         | 1,415                 | 119             | 3,692         | 623                     | 74                | 444                 | 13,586        |
| Disorderly Conduct                   | 995           | 1,938                 | 57              | 499           | 1,242                   | 31                | 86                  | 4,848         |
| Violation of Probation               | 2,226         | 1,084                 | 103             | 807           | 247                     | 35                | 76                  | 4,578         |
| Contempt of Court                    | 1,130         | 600                   | 88              | 1,004         | 575                     | 55                | 168                 | 3,620         |
| Possession of Controlled Substances  | 1,442         | 885                   | 49              | 405           | 91                      | 10                | 62                  | 2,944         |
| Possession/Consumption of Alcohol    | 1,246         | 106                   | 26              | 674           | 47                      | 13                | 36                  | 2,148         |
| Other Drug Offenses                  | 1,241         | 220                   | 21              | 337           | 23                      | 9                 | 44                  | 1,895         |
| Criminal Trespass                    | 473           | 932                   | 12              | 130           | 170                     | 3                 | 18                  | 1,738         |
| Evading Arrest                       | 237           | 403                   | 10              | 34            | 24                      | 1                 | 15                  | 724           |
| Unlawful Carrying / Poss of a Weapon | 195           | 430                   | 17              | 15            | 31                      | 1                 | 22                  | 711           |
| Resist Stop/Frisk/Halt/Arrest/Search | 176           | 310                   | 15              | 63            | 83                      | 3                 | 11                  | 661           |
| Public Intoxication                  | 292           | 150                   | 6               | 103           | 16                      | 0                 | 10                  | 577           |
| Carrying Weapons on School Property  | 180           | 159                   | 2               | 26            | 66                      | 4                 | 4                   | 441           |
| Sale of Controlled Substances        | 118           | 166                   | 2               | 12            | 13                      | 0                 | 7                   | 318           |
| Violation of Aftercare               | 141           | 96                    | 8               | 27            | 24                      | 2                 | 8                   | 306           |
| Harassment                           | 114           | 27                    | 2               | 75            | 29                      | 2                 | 6                   | 255           |
| Failure to Appear                    | 71            | 78                    | 5               | 35            | 37                      | 6                 | 18                  | 250           |
| Escape                               | 87            | 80                    | 0               | 38            | 17                      | 5                 | 1                   | 228           |
| Filing a False Police Report         | 78            | 37                    | 1               | 56            | 18                      | 3                 | 4                   | 197           |
| Driving Under Influence (DUI)        | 141           | 7                     | 0               | 22            | 4                       | 0                 | 7                   | 181           |
| Criminal Attempt                     | 21            | 138                   | 2               | 3             | 11                      | 0                 | 4                   | 179           |
| Criminal Impersonation               | 61            | 41                    | 2               | 33            | 21                      | 2                 | 3                   | 163           |
| Violation of Wildlife Regulations    | 135           | 5                     | 1               | 2             | 0                       | 0                 | 2                   | 145           |
| Local Ordinances                     | 64            | 39                    | 1               | 20            | 6                       | 1                 | 2                   | 133           |
| Aggravated Criminal Trespass         | 28            | 50                    | 1               | 5             | 19                      | 0                 | 1                   | 104           |
| Gambling                             | 2             | 88                    | 0               | 0             | 2                       | 0                 | 0                   | 92            |
| <b>Totals</b>                        | <b>18,113</b> | <b>9,484</b>          | <b>550</b>      | <b>8,117</b>  | <b>3,439</b>            | <b>260</b>        | <b>1,059</b>        | <b>41,022</b> |
| <b>Delinquent Totals</b>             | <b>25,711</b> | <b>16,829</b>         | <b>839</b>      | <b>11,165</b> | <b>6,164</b>            | <b>396</b>        | <b>1,420</b>        | <b>62,524</b> |

### **Status**

|                                  |              |              |            |              |              |            |            |               |
|----------------------------------|--------------|--------------|------------|--------------|--------------|------------|------------|---------------|
| Truancy                          | 3,412        | 1,221        | 99         | 3,007        | 900          | 94         | 341        | 9,074         |
| Unruly Behavior                  | 1,654        | 540          | 78         | 1,180        | 278          | 52         | 98         | 3,880         |
| Possession of Tobacco Products   | 2,106        | 271          | 25         | 462          | 40           | 3          | 41         | 2,948         |
| Violation of Curfew              | 781          | 891          | 27         | 386          | 354          | 17         | 51         | 2,507         |
| In-State Runaway                 | 597          | 296          | 28         | 676          | 209          | 35         | 34         | 1,875         |
| Violation of a Valid Court Order | 407          | 108          | 18         | 290          | 39           | 20         | 17         | 899           |
| Out-of-State Runaway             | 14           | 2            | 0          | 19           | 11           | 1          | 0          | 47            |
| <b>Totals</b>                    | <b>8,971</b> | <b>3,329</b> | <b>275</b> | <b>6,020</b> | <b>1,831</b> | <b>222</b> | <b>582</b> | <b>21,230</b> |





# 2011 TENNESSEE JUVENILE COURT STATISTICAL DATA

## Referral Reasons (by Type)

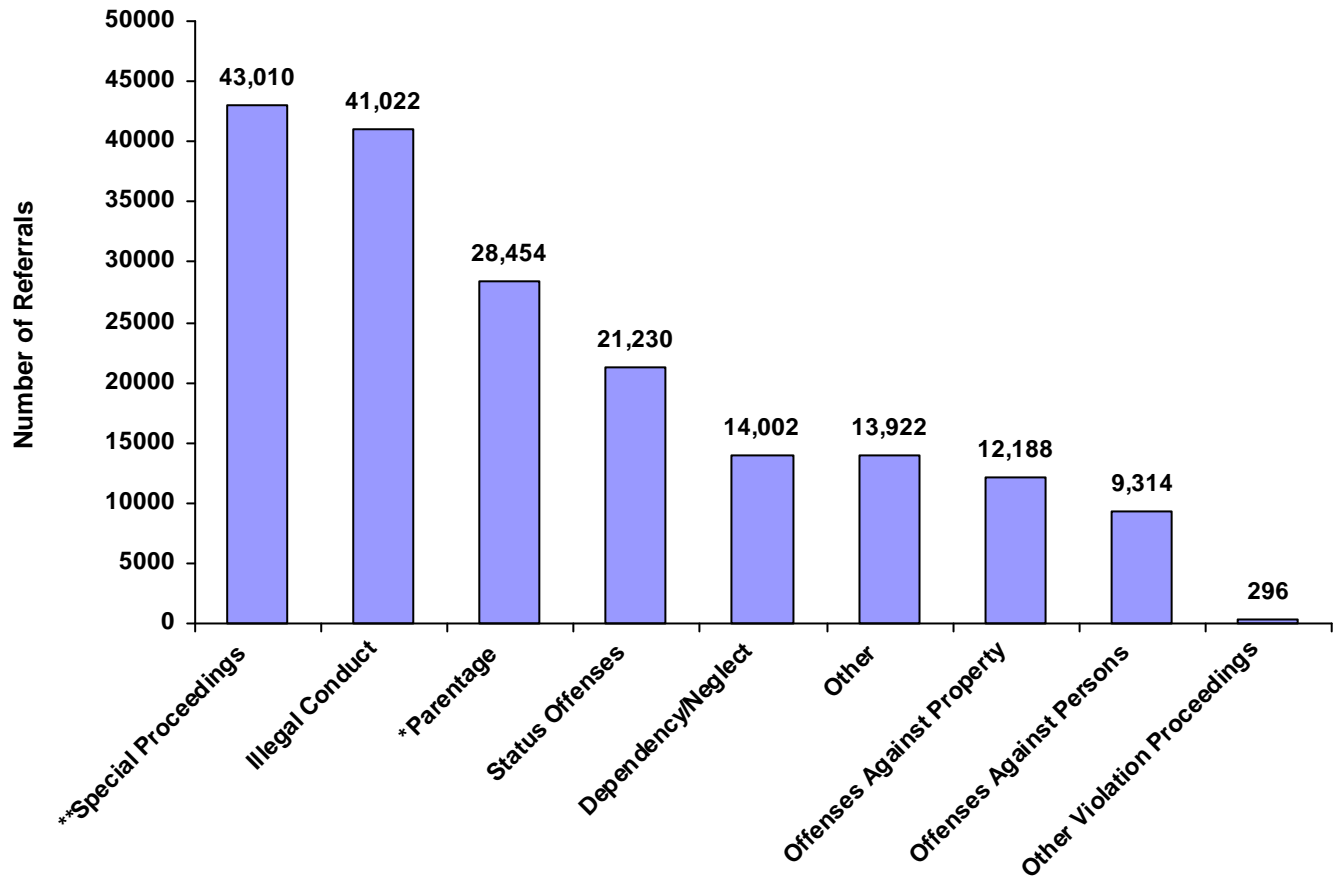
|                                      | White<br>Male | African<br>American<br>Male | Other<br>Race<br>Male | White<br>Female | African<br>American<br>Female | Other<br>Race<br>Female | Unknown<br>Race or<br>Sex | Total          |
|--------------------------------------|---------------|-----------------------------|-----------------------|-----------------|-------------------------------|-------------------------|---------------------------|----------------|
| <b><u>Dependency and Neglect</u></b> |               |                             |                       |                 |                               |                         |                           |                |
| Dependency / Neglect                 | 4,522         | 1,353                       | 219                   | 4,664           | 1,283                         | 243                     | 834                       | 13,118         |
| Termination of Parental Rights       | 298           | 27                          | 29                    | 317             | 29                            | 9                       | 85                        | 794            |
| Sexually Abused Child                | 15            | 1                           | 0                     | 27              | 1                             | 3                       | 1                         | 48             |
| Physically Abused Child              | 16            | 1                           | 1                     | 21              | 2                             | 1                       | 0                         | 42             |
| <b>Totals</b>                        | <b>4,851</b>  | <b>1,382</b>                | <b>249</b>            | <b>5,029</b>    | <b>1,315</b>                  | <b>256</b>              | <b>920</b>                | <b>14,002</b>  |
| <b><u>Other Violations</u></b>       |               |                             |                       |                 |                               |                         |                           |                |
| Violation of Pretrial Diversion      | 102           | 18                          | 8                     | 60              | 3                             | 3                       | 0                         | 194            |
| Violation of Informal Adjustment     | 57            | 3                           | 1                     | 41              | 0                             | 0                       | 0                         | 102            |
| <b>Totals</b>                        | <b>159</b>    | <b>21</b>                   | <b>9</b>              | <b>101</b>      | <b>3</b>                      | <b>3</b>                | <b>0</b>                  | <b>296</b>     |
| <b><u>Special Proceedings</u></b>    |               |                             |                       |                 |                               |                         |                           |                |
| <b><u>Parentage</u></b>              |               |                             |                       |                 |                               |                         |                           |                |
| Child Support                        | 4,417         | 2,666                       | 189                   | 3,422           | 2,309                         | 202                     | 2,253                     | 15,458         |
| Custody                              | 3,071         | 997                         | 149                   | 2,977           | 892                           | 172                     | 431                       | 8,689          |
| Paternity / Legitimation             | 533           | 450                         | 28                    | 434             | 428                           | 36                      | 315                       | 2,224          |
| Visitation                           | 640           | 306                         | 30                    | 603             | 346                           | 39                      | 119                       | 2,083          |
| <b>Totals</b>                        | <b>8,661</b>  | <b>4,419</b>                | <b>396</b>            | <b>7,436</b>    | <b>3,975</b>                  | <b>449</b>              | <b>3,118</b>              | <b>28,454</b>  |
| <b><u>Other</u></b>                  |               |                             |                       |                 |                               |                         |                           |                |
| Judicial Review                      | 13,903        | 2,228                       | 495                   | 9,286           | 890                           | 425                     | 1,821                     | 29,048         |
| Administrative Review                | 3,436         | 2,410                       | 88                    | 2,636           | 1,618                         | 157                     | 89                        | 10,434         |
| Foster Care Review                   | 1,438         | 158                         | 69                    | 1,255           | 97                            | 75                      | 165                       | 3,257          |
| Request for Medical Treatment        | 127           | 9                           | 0                     | 43              | 4                             | 0                       | 85                        | 268            |
| Consent to Marry                     | 1             | 0                           | 0                     | 2               | 0                             | 0                       | 0                         | 3              |
| <b>Totals</b>                        | <b>18,905</b> | <b>4,805</b>                | <b>652</b>            | <b>13,222</b>   | <b>2,609</b>                  | <b>657</b>              | <b>2,160</b>              | <b>43,010</b>  |
| <b>Special Proceedings Totals</b>    | <b>27,566</b> | <b>9,224</b>                | <b>1,048</b>          | <b>20,658</b>   | <b>6,584</b>                  | <b>1,106</b>            | <b>5,278</b>              | <b>71,464</b>  |
| <b><u>All Other Referrals</u></b>    |               |                             |                       |                 |                               |                         |                           |                |
| Other                                | 4,589         | 2,518                       | 270                   | 3,298           | 1,504                         | 240                     | 1,503                     | 13,922         |
| <b>Totals</b>                        | <b>4,589</b>  | <b>2,518</b>                | <b>270</b>            | <b>3,298</b>    | <b>1,504</b>                  | <b>240</b>              | <b>1,503</b>              | <b>13,922</b>  |
| <b>All Referral Totals</b>           | <b>71,847</b> | <b>33,303</b>               | <b>2,690</b>          | <b>46,271</b>   | <b>17,401</b>                 | <b>2,223</b>            | <b>9,703</b>              | <b>183,438</b> |



## 2011 TENNESSEE JUVENILE COURT STATISTICAL DATA

### Referrals (by Type)

|                             | White Male    | African American Male | Other Race Male | White Female  | African American Female | Other Race Female | Unknown Race or Sex | Total          | % of Total Referrals |
|-----------------------------|---------------|-----------------------|-----------------|---------------|-------------------------|-------------------|---------------------|----------------|----------------------|
| Delinquent                  |               |                       |                 |               |                         |                   |                     |                |                      |
| Offenses Against Persons    | 2,869         | 3,353                 | 118             | 1,240         | 1,518                   | 61                | 155                 | 9,314          | 5.08%                |
| Offenses Against Property   | 4,729         | 3,992                 | 171             | 1,808         | 1,207                   | 75                | 206                 | 12,188         | 6.64%                |
| Illegal Conduct             | 18,113        | 9,484                 | 550             | 8,117         | 3,439                   | 260               | 1,059               | 41,022         | 22.36%               |
| Status Offenses             | 8,971         | 3,329                 | 275             | 6,020         | 1,831                   | 222               | 582                 | 21,230         | 11.57%               |
| Dependency/Neglect          | 4,851         | 1,382                 | 249             | 5,029         | 1,315                   | 256               | 920                 | 14,002         | 7.63%                |
| Other Violation Proceedings | 159           | 21                    | 9               | 101           | 3                       | 3                 | 0                   | 296            | 0.16%                |
| Parentage*                  | 8,661         | 4,419                 | 396             | 7,436         | 3,975                   | 449               | 3,118               | 28,454         | 15.51%               |
| Special Proceedings**       | 18,905        | 4,805                 | 652             | 13,222        | 2,609                   | 657               | 2,160               | 43,010         | 23.45%               |
| Other                       | 4,589         | 2,518                 | 270             | 3,298         | 1,504                   | 240               | 1,503               | 13,922         | 7.59%                |
| <b>Totals</b>               | <b>71,847</b> | <b>33,303</b>         | <b>2,690</b>    | <b>46,271</b> | <b>17,401</b>           | <b>2,223</b>      | <b>9,703</b>        | <b>183,438</b> |                      |



\* Parentage includes: Custody, Visitation, Paternity/Legitimation and Child Support

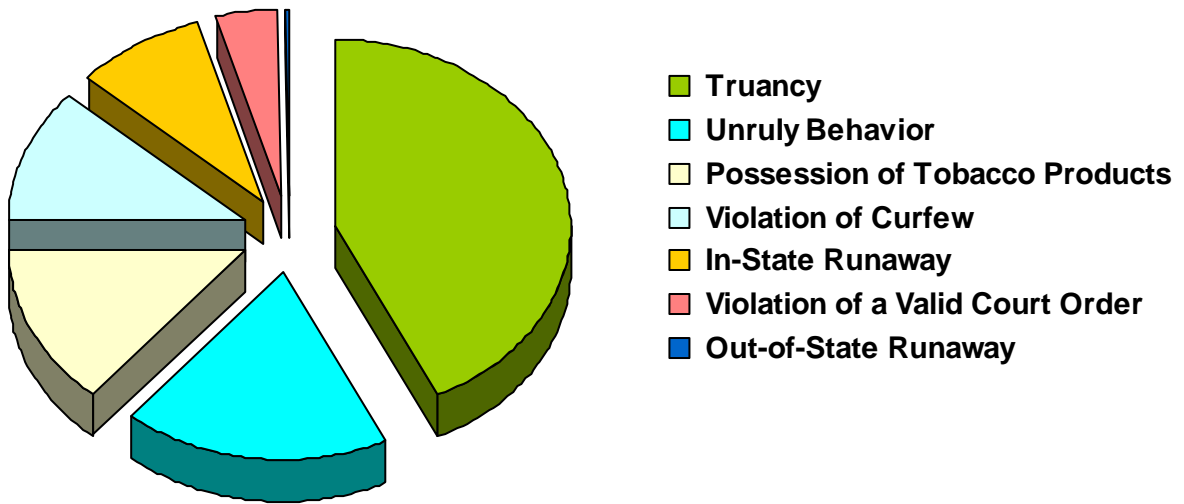
\*\*Special Proceedings include: Judicial Review, Administrative Review, Foster Care Review, Request for Medical Treatment and Consent to Marry

A Status offense is an offense committed by a child that if committed by an adult, would not be considered an offense or unlawful act. An example of this is smoking when not legally an adult.



Tennessee Council of Juvenile & Family Court Judges  
Administrative Office of the Courts

Referrals for Status/Unruly Offenses



| Referral Reason                  | Count         | Percent |
|----------------------------------|---------------|---------|
| Truancy                          | 9,074         | 42.74%  |
| Unruly Behavior                  | 3,880         | 18.28%  |
| Possession of Tobacco Products   | 2,948         | 13.89%  |
| Violation of Curfew              | 2,507         | 11.81%  |
| In-State Runaway                 | 1,875         | 8.83%   |
| Violation of a Valid Court Order | 899           | 4.23%   |
| Out-of-State Runaway             | 47            | 0.22%   |
| <b>Total</b>                     | <b>21,230</b> |         |



## 2011 TENNESSEE JUVENILE COURT STATISTICAL DATA

### Delinquent Referrals (by Sex)

|                    | White         | African American | Native American | Asian      | Mixed Race   | Unknown Race | Total         |
|--------------------|---------------|------------------|-----------------|------------|--------------|--------------|---------------|
| <b>Male</b>        | 25,711        | 16,829           | 37              | 135        | 667          | 939          | <b>44,318</b> |
| <b>Female</b>      | 11,165        | 6,164            | 9               | 54         | 333          | 298          | <b>18,023</b> |
| <b>Unknown Sex</b> | 7             | 38               | 0               | 0          | 0            | 138          | <b>183</b>    |
| <b>Totals</b>      | <b>36,883</b> | <b>23,031</b>    | <b>46</b>       | <b>189</b> | <b>1,000</b> | <b>1,375</b> | <b>62,524</b> |

### Status/Unruly Referrals (by Sex)

|                    | White         | African American | Native American | Asian     | Mixed Race | Unknown Race | Total         |
|--------------------|---------------|------------------|-----------------|-----------|------------|--------------|---------------|
| <b>Male</b>        | 8,971         | 3,329            | 14              | 43        | 218        | 313          | <b>12,888</b> |
| <b>Female</b>      | 6,020         | 1,831            | 11              | 32        | 179        | 238          | <b>8,311</b>  |
| <b>Unknown Sex</b> | 3             | 1                | 0               | 0         | 0          | 27           | <b>31</b>     |
| <b>Totals</b>      | <b>14,994</b> | <b>5,161</b>     | <b>25</b>       | <b>75</b> | <b>397</b> | <b>578</b>   | <b>21,230</b> |

### Dependency/Neglect/Abuse Referrals (by Sex)

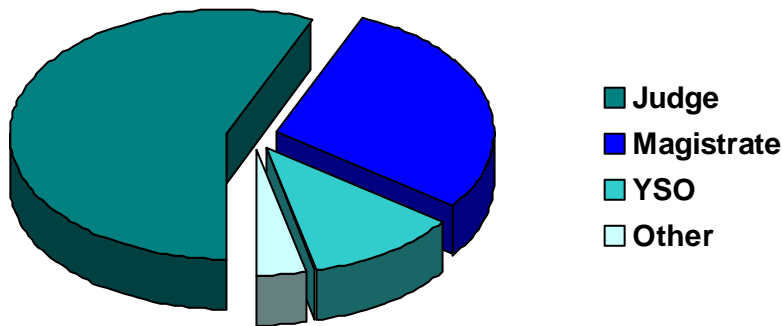
|                    | White        | African American | Native American | Asian     | Mixed Race | Unknown Race | Total         |
|--------------------|--------------|------------------|-----------------|-----------|------------|--------------|---------------|
| <b>Male</b>        | 4,851        | 1,382            | 12              | 8         | 229        | 347          | <b>6,829</b>  |
| <b>Female</b>      | 5,029        | 1,315            | 14              | 12        | 230        | 401          | <b>7,001</b>  |
| <b>Unknown Sex</b> | 17           | 2                | 0               | 0         | 0          | 153          | <b>172</b>    |
| <b>Totals</b>      | <b>9,897</b> | <b>2,699</b>     | <b>26</b>       | <b>20</b> | <b>459</b> | <b>901</b>   | <b>14,002</b> |



## 2011 TENNESSEE JUVENILE COURT STATISTICAL DATA

### Breakdown of Referrals by the Person Executing the Action

Juvenile Court cases and referrals can be disposed by either a Judge, Magistrate, Youth Services Officer (YSO) or Probation Officer (PO). All cases involving a formal hearing and an adjudication can only be disposed by judges, magistrates, and special judges. Cases that are handled informally through either an informal adjustment, pre-trial diversion, or any other type of informal, non-judicial action can be disposed by persons designated by the court to take action.



|              | Referrals      | % of Referrals |
|--------------|----------------|----------------|
| Judge        | 103,621        | 56.49%         |
| Magistrate   | 52,303         | 28.51%         |
| YSO          | 20,758         | 11.32%         |
| Other        | 6,756          | 3.68%          |
| <b>Total</b> | <b>183,438</b> |                |



# Dispositional Actions

## Case Outcomes



### Dispositional Actions

After a referral is made to the juvenile court, decisions are made regarding how the court will proceed. If the decision is made to handle the referral informally, two options are open to the court: Pretrial Diversion and Informal Adjustment. These two procedures are quite similar in that they are both a voluntary agreement between the court officer, the child, and the parents to address the problem but avoid a formal court hearing and an official finding of guilt. The difference between Pretrial Diversion and Informal Adjustment is the extent to which the Judge or Magistrate is involved. Pretrial Diversion requires judicial approval of the voluntary agreement. Informal Adjustment is subject to judicial approval, but does not require it prior to initiation.

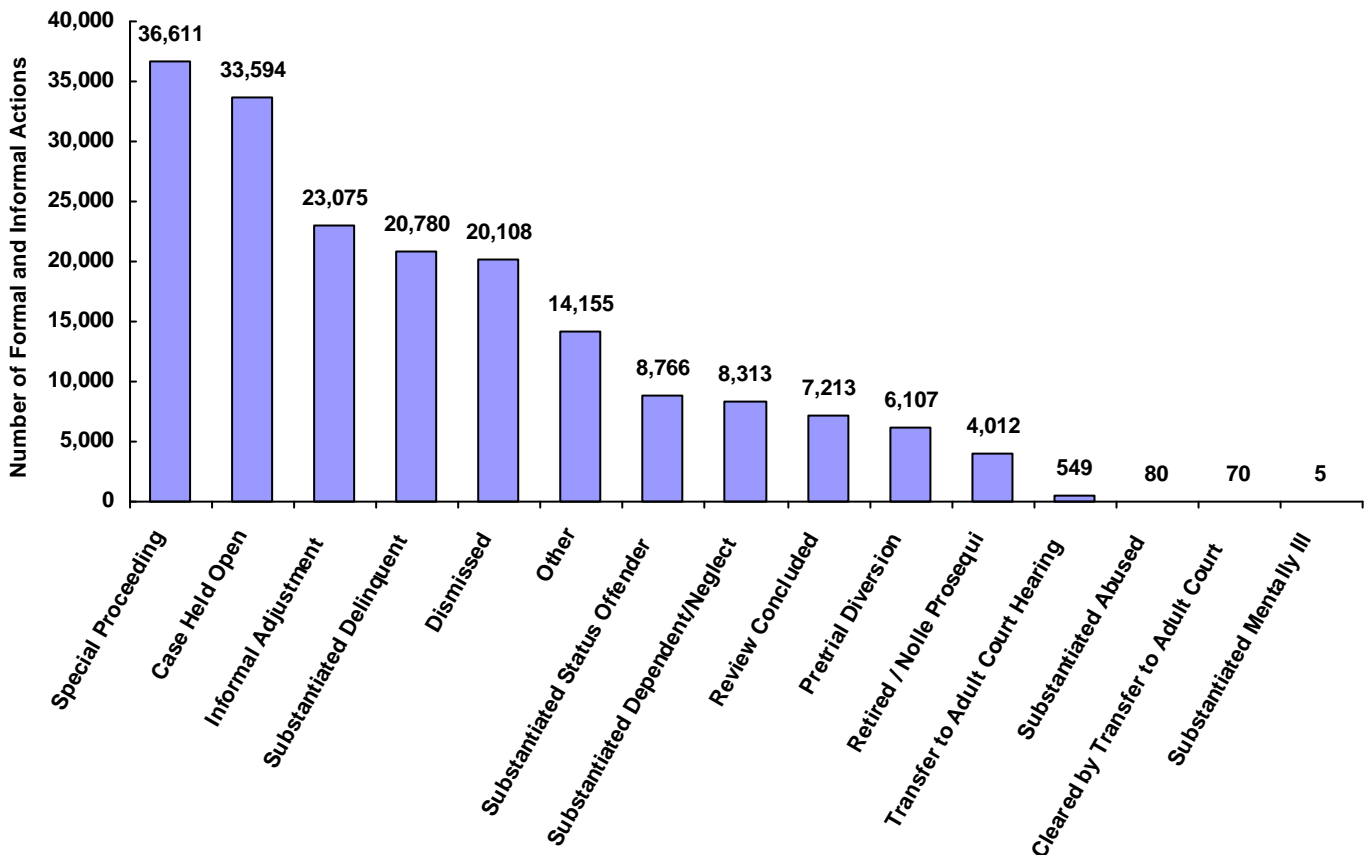
When the court believes that it is in the best interest of the child and/or the community, a Formal Adjudicatory Proceeding or Hearing is held regarding the child's referral to juvenile court. The adjudicatory hearing is a formal proceeding in which the Judge or Magistrate determines whether the motion made on behalf of the child (or the complaint made against the child) is substantiated. If substantiation of the motion/complaint occurs, a dispositional hearing must be held; this can happen either immediately or at a later date.



# 2011 TENNESSEE JUVENILE COURT STATISTICAL DATA

## Dispositional Actions (by Type)

|                                    | White Male    | African American Male | Other Race Male | White Female  | African American Female | Other Race Female | Unknown Race or Sex | Total          | % of Total Referrals |
|------------------------------------|---------------|-----------------------|-----------------|---------------|-------------------------|-------------------|---------------------|----------------|----------------------|
| <b>Formal</b>                      |               |                       |                 |               |                         |                   |                     |                |                      |
| Dismissed                          | 8,345         | 3,122                 | 301             | 5,238         | 2,165                   | 240               | 697                 | 20,108         | 10.96%               |
| Retired / Nolle Prosequi           | 1,526         | 936                   | 87              | 848           | 331                     | 44                | 240                 | 4,012          | 2.19%                |
| Substantiated Delinquent           | 8,700         | 6,623                 | 324             | 3,122         | 1,496                   | 132               | 383                 | 20,780         | 11.33%               |
| Substantiated Status Offender      | 4,026         | 969                   | 133             | 2,423         | 685                     | 110               | 420                 | 8,766          | 4.78%                |
| Substantiated Dependent/Neglect    | 2,780         | 1,031                 | 149             | 2,715         | 989                     | 186               | 463                 | 8,313          | 4.53%                |
| Substantiated Abused               | 23            | 6                     | 0               | 35            | 7                       | 2                 | 7                   | 80             | 0.04%                |
| Substantiated Mentally Ill         | 3             | 1                     | 0               | 1             | 0                       | 0                 | 0                   | 5              | 0.00%                |
| <b>Informal</b>                    |               |                       |                 |               |                         |                   |                     |                |                      |
| Informal Adjustment                | 6,253         | 8,508                 | 179             | 3,767         | 4,019                   | 124               | 225                 | 23,075         | 12.58%               |
| Pretrial Diversion                 | 2,903         | 1,004                 | 91              | 1,376         | 549                     | 46                | 138                 | 6,107          | 3.33%                |
| Transfer to Adult Court Hearing    | 108           | 377                   | 8               | 20            | 28                      | 3                 | 5                   | 549            | 0.30%                |
| Cleared by Transfer to Adult Court | 30            | 21                    | 0               | 4             | 1                       | 4                 | 10                  | 70             | 0.04%                |
| Special Proceeding                 | 13,590        | 4,168                 | 654             | 10,872        | 3,081                   | 667               | 3,579               | 36,611         | 19.96%               |
| Review Concluded                   | 3,467         | 540                   | 99              | 2,334         | 313                     | 113               | 347                 | 7,213          | 3.93%                |
| Case Held Open                     | 14,403        | 4,457                 | 483             | 9,152         | 2,536                   | 396               | 2,167               | 33,594         | 18.31%               |
| Unknown                            | 0             | 0                     | 0               | 0             | 0                       | 0                 | 0                   | 0              | 0.00%                |
| Other                              | 5,690         | 1,540                 | 182             | 4,364         | 1,201                   | 156               | 1,022               | 14,155         | 7.72%                |
| <b>Totals</b>                      | <b>71,847</b> | <b>33,303</b>         | <b>2,690</b>    | <b>46,271</b> | <b>17,401</b>           | <b>2,223</b>      | <b>9,703</b>        | <b>183,438</b> |                      |





## 2011 TENNESSEE JUVENILE COURT STATISTICAL DATA

### Formal and Informal Actions (by Type)

|                                    | White Male   | African American Male | Other Race Male | White Female | African American Female | Other Race Female | Unknown Race or Sex | Total        |
|------------------------------------|--------------|-----------------------|-----------------|--------------|-------------------------|-------------------|---------------------|--------------|
| <b>Delinquent</b>                  |              |                       |                 |              |                         |                   |                     |              |
| <b>Offenses Against Persons</b>    |              |                       |                 |              |                         |                   |                     |              |
| Substantiated Delinquent           | 948          | 1,067                 | 41              | 358          | 254                     | 14                | 54                  | 2,736        |
| Informal Adjustment                | 296          | 1,318                 | 11              | 135          | 893                     | 12                | 3                   | 2,668        |
| Case Held Open                     | 526          | 156                   | 24              | 226          | 69                      | 16                | 43                  | 1,060        |
| Dismissed                          | 376          | 281                   | 10              | 174          | 112                     | 4                 | 17                  | 974          |
| Pretrial Diversion                 | 295          | 140                   | 9               | 140          | 64                      | 5                 | 11                  | 664          |
| Retired / Nolle Prosequi           | 136          | 151                   | 5               | 52           | 76                      | 4                 | 17                  | 441          |
| Other                              | 85           | 50                    | 5               | 44           | 26                      | 4                 | 3                   | 217          |
| Special Proceeding                 | 116          | 17                    | 9               | 42           | 4                       | 2                 | 0                   | 190          |
| Transfer to Adult Court Hearing    | 12           | 154                   | 3               | 2            | 10                      | 0                 | 3                   | 184          |
| Review Concluded                   | 40           | 2                     | 0               | 28           | 5                       | 0                 | 0                   | 75           |
| Substantiated Status Offender      | 21           | 7                     | 0               | 17           | 5                       | 0                 | 4                   | 54           |
| Substantiated Dependent/Neglect    | 14           | 3                     | 1               | 19           | 0                       | 0                 | 0                   | 37           |
| Cleared by Transfer to Adult Court | 4            | 6                     | 0               | 0            | 0                       | 0                 | 0                   | 10           |
| Substantiated Abused               | 0            | 1                     | 0               | 3            | 0                       | 0                 | 0                   | 4            |
| Substantiated Mentally Ill         | 0            | 0                     | 0               | 0            | 0                       | 0                 | 0                   | 0            |
| Unknown                            | 0            | 0                     | 0               | 0            | 0                       | 0                 | 0                   | 0            |
| <b>Total</b>                       | <b>2,869</b> | <b>3,353</b>          | <b>118</b>      | <b>1,240</b> | <b>1,518</b>            | <b>61</b>         | <b>155</b>          | <b>9,314</b> |

### Delinquent

#### Offenses Against Property

|                                    |              |              |            |              |              |           |            |               |
|------------------------------------|--------------|--------------|------------|--------------|--------------|-----------|------------|---------------|
| Substantiated Delinquent           | 1,927        | 1,787        | 63         | 579          | 281          | 25        | 64         | 4,726         |
| Informal Adjustment                | 540          | 1,215        | 26         | 453          | 635          | 18        | 15         | 2,902         |
| Pretrial Diversion                 | 580          | 219          | 27         | 275          | 108          | 11        | 37         | 1,257         |
| Dismissed                          | 482          | 254          | 13         | 156          | 84           | 2         | 22         | 1,013         |
| Case Held Open                     | 574          | 151          | 11         | 164          | 42           | 10        | 19         | 971           |
| Retired / Nolle Prosequi           | 155          | 184          | 16         | 41           | 35           | 4         | 35         | 470           |
| Other                              | 177          | 72           | 5          | 55           | 8            | 1         | 5          | 323           |
| Special Proceeding                 | 147          | 3            | 7          | 46           | 5            | 2         | 0          | 210           |
| Transfer to Adult Court Hearing    | 30           | 86           | 3          | 4            | 0            | 0         | 1          | 124           |
| Substantiated Status Offender      | 62           | 7            | 0          | 19           | 2            | 2         | 3          | 95            |
| Review Concluded                   | 34           | 7            | 0          | 16           | 4            | 0         | 0          | 61            |
| Cleared by Transfer to Adult Court | 9            | 4            | 0          | 0            | 0            | 0         | 5          | 18            |
| Substantiated Dependent/Neglect    | 11           | 2            | 0          | 0            | 3            | 0         | 0          | 16            |
| Substantiated Abused               | 1            | 0            | 0          | 0            | 0            | 0         | 0          | 1             |
| Substantiated Mentally Ill         | 0            | 1            | 0          | 0            | 0            | 0         | 0          | 1             |
| Unknown                            | 0            | 0            | 0          | 0            | 0            | 0         | 0          | 0             |
| <b>Total</b>                       | <b>4,729</b> | <b>3,992</b> | <b>171</b> | <b>1,808</b> | <b>1,207</b> | <b>75</b> | <b>206</b> | <b>12,188</b> |



## 2011 TENNESSEE JUVENILE COURT STATISTICAL DATA

### Formal and Informal Actions (by Type)

|                                    | White Male    | African American Male | Other Race Male | White Female  | African American Female | Other Race Female | Unknown Race or Sex | Total         |
|------------------------------------|---------------|-----------------------|-----------------|---------------|-------------------------|-------------------|---------------------|---------------|
| <b>Delinquent</b>                  |               |                       |                 |               |                         |                   |                     |               |
| <b>Illegal Conduct</b>             |               |                       |                 |               |                         |                   |                     |               |
| Informal Adjustment                | 3,016         | 3,665                 | 70              | 1,661         | 1,367                   | 40                | 164                 | 9,983         |
| Substantiated Delinquent           | 4,297         | 2,911                 | 156             | 1,369         | 575                     | 56                | 198                 | 9,562         |
| Dismissed                          | 3,597         | 887                   | 98              | 1,803         | 448                     | 60                | 146                 | 7,039         |
| Case Held Open                     | 2,187         | 627                   | 67              | 994           | 455                     | 35                | 171                 | 4,536         |
| Pretrial Diversion                 | 1,275         | 369                   | 26              | 462           | 162                     | 10                | 64                  | 2,368         |
| Substantiated Status Offender      | 1,054         | 257                   | 33              | 507           | 164                     | 23                | 121                 | 2,159         |
| Other                              | 1,032         | 181                   | 22              | 476           | 70                      | 6                 | 48                  | 1,835         |
| Retired / Nolle Prosequi           | 700           | 374                   | 40              | 345           | 122                     | 14                | 103                 | 1,698         |
| Special Proceeding                 | 763           | 71                    | 34              | 419           | 48                      | 11                | 24                  | 1,370         |
| Review Concluded                   | 133           | 26                    | 3               | 57            | 17                      | 2                 | 7                   | 245           |
| Transfer to Adult Court Hearing    | 40            | 105                   | 0               | 6             | 4                       | 0                 | 1                   | 156           |
| Substantiated Dependent/Neglect    | 14            | 7                     | 1               | 17            | 6                       | 0                 | 9                   | 54            |
| Cleared by Transfer to Adult Court | 5             | 4                     | 0               | 1             | 1                       | 3                 | 3                   | 17            |
| Substantiated Abused               | 0             | 0                     | 0               | 0             | 0                       | 0                 | 0                   | 0             |
| Substantiated Mentally Ill         | 0             | 0                     | 0               | 0             | 0                       | 0                 | 0                   | 0             |
| Unknown                            | 0             | 0                     | 0               | 0             | 0                       | 0                 | 0                   | 0             |
| <b>Total</b>                       | <b>18,113</b> | <b>9,484</b>          | <b>550</b>      | <b>8,117</b>  | <b>3,439</b>            | <b>260</b>        | <b>1,059</b>        | <b>41,022</b> |
| <b>Delinquent Total</b>            | <b>25,711</b> | <b>16,829</b>         | <b>839</b>      | <b>11,165</b> | <b>6,164</b>            | <b>396</b>        | <b>1,420</b>        | <b>62,524</b> |
| <b>Status</b>                      |               |                       |                 |               |                         |                   |                     |               |
| Substantiated Status Offender      | 2,711         | 675                   | 92              | 1,786         | 500                     | 78                | 279                 | 6,121         |
| Informal Adjustment                | 2,036         | 1,580                 | 47              | 1,256         | 693                     | 33                | 29                  | 5,674         |
| Case Held Open                     | 1,197         | 175                   | 32              | 995           | 143                     | 36                | 60                  | 2,638         |
| Dismissed                          | 1,059         | 328                   | 31              | 819           | 268                     | 28                | 71                  | 2,604         |
| Substantiated Delinquent           | 626           | 250                   | 24              | 322           | 73                      | 15                | 32                  | 1,342         |
| Other                              | 468           | 43                    | 14              | 250           | 32                      | 10                | 37                  | 854           |
| Retired / Nolle Prosequi           | 262           | 157                   | 16              | 195           | 45                      | 10                | 59                  | 744           |
| Pretrial Diversion                 | 294           | 78                    | 11              | 168           | 53                      | 6                 | 12                  | 622           |
| Special Proceeding                 | 223           | 22                    | 7               | 143           | 11                      | 3                 | 0                   | 409           |
| Review Concluded                   | 60            | 7                     | 0               | 50            | 8                       | 2                 | 1                   | 128           |
| Substantiated Dependent/Neglect    | 28            | 10                    | 1               | 34            | 5                       | 1                 | 2                   | 81            |
| Cleared by Transfer to Adult Court | 4             | 2                     | 0               | 1             | 0                       | 0                 | 0                   | 7             |
| Transfer to Adult Court Hearing    | 2             | 2                     | 0               | 1             | 0                       | 0                 | 0                   | 5             |
| Substantiated Abused               | 1             | 0                     | 0               | 0             | 0                       | 0                 | 0                   | 1             |
| Substantiated Mentally Ill         | 0             | 0                     | 0               | 0             | 0                       | 0                 | 0                   | 0             |
| Unknown                            | 0             | 0                     | 0               | 0             | 0                       | 0                 | 0                   | 0             |
| <b>Total</b>                       | <b>8,971</b>  | <b>3,329</b>          | <b>275</b>      | <b>6,020</b>  | <b>1,831</b>            | <b>222</b>        | <b>582</b>          | <b>21,230</b> |



## 2011 TENNESSEE JUVENILE COURT STATISTICAL DATA

### Formal and Informal Actions (by Type)

|                                    | White Male   | African American Male | Other Race Male | White Female | African American Female | Other Race Female | Unknown Race or Sex | Total         |
|------------------------------------|--------------|-----------------------|-----------------|--------------|-------------------------|-------------------|---------------------|---------------|
| <b>Dependency and Neglect</b>      |              |                       |                 |              |                         |                   |                     |               |
| Substantiated Dependent/Neglect    | 1,470        | 696                   | 96              | 1,491        | 649                     | 110               | 269                 | <b>4,781</b>  |
| Special Proceeding                 | 1,249        | 132                   | 60              | 1,276        | 127                     | 38                | 296                 | <b>3,178</b>  |
| Case Held Open                     | 1,207        | 67                    | 38              | 1,284        | 67                      | 44                | 226                 | <b>2,933</b>  |
| Dismissed                          | 289          | 327                   | 31              | 321          | 344                     | 37                | 47                  | <b>1,396</b>  |
| Other                              | 440          | 61                    | 15              | 464          | 34                      | 9                 | 43                  | <b>1,066</b>  |
| Review Concluded                   | 66           | 10                    | 1               | 56           | 6                       | 2                 | 10                  | <b>151</b>    |
| Pretrial Diversion                 | 36           | 25                    | 0               | 36           | 27                      | 1                 | 1                   | <b>126</b>    |
| Substantiated Delinquent           | 26           | 11                    | 3               | 38           | 15                      | 1                 | 1                   | <b>95</b>     |
| Informal Adjustment                | 12           | 33                    | 3               | 9            | 25                      | 7                 | 2                   | <b>91</b>     |
| Retired / Nolle Prosequi           | 19           | 7                     | 0               | 19           | 7                       | 2                 | 12                  | <b>66</b>     |
| Substantiated Abused               | 16           | 5                     | 0               | 26           | 5                       | 2                 | 6                   | <b>60</b>     |
| Substantiated Status Offender      | 16           | 2                     | 2               | 7            | 3                       | 1                 | 6                   | <b>37</b>     |
| Transfer to Adult Court Hearing    | 3            | 6                     | 0               | 1            | 6                       | 2                 | 0                   | <b>18</b>     |
| Substantiated Mentally Ill         | 2            | 0                     | 0               | 1            | 0                       | 0                 | 0                   | <b>3</b>      |
| Cleared by Transfer to Adult Court | 0            | 0                     | 0               | 0            | 0                       | 0                 | 1                   | <b>1</b>      |
| Unknown                            | 0            | 0                     | 0               | 0            | 0                       | 0                 | 0                   | <b>0</b>      |
| <b>Total</b>                       | <b>4,851</b> | <b>1,382</b>          | <b>249</b>      | <b>5,029</b> | <b>1,315</b>            | <b>256</b>        | <b>920</b>          | <b>14,002</b> |

### **Other Violations**

|                                    |            |           |          |            |          |          |          |            |
|------------------------------------|------------|-----------|----------|------------|----------|----------|----------|------------|
| Substantiated Delinquent           | 61         | 8         | 2        | 46         | 1        | 2        | 0        | <b>120</b> |
| Dismissed                          | 31         | 2         | 1        | 18         | 0        | 1        | 0        | <b>53</b>  |
| Case Held Open                     | 26         | 5         | 4        | 11         | 0        | 0        | 0        | <b>46</b>  |
| Substantiated Status Offender      | 17         | 1         | 1        | 8          | 0        | 0        | 0        | <b>27</b>  |
| Informal Adjustment                | 12         | 1         | 0        | 8          | 0        | 0        | 0        | <b>21</b>  |
| Special Proceeding                 | 8          | 1         | 0        | 3          | 1        | 0        | 0        | <b>13</b>  |
| Retired / Nolle Prosequi           | 1          | 0         | 1        | 2          | 1        | 0        | 0        | <b>5</b>   |
| Review Concluded                   | 0          | 1         | 0        | 4          | 0        | 0        | 0        | <b>5</b>   |
| Substantiated Dependent/Neglect    | 1          | 1         | 0        | 1          | 0        | 0        | 0        | <b>3</b>   |
| Other                              | 2          | 0         | 0        | 0          | 0        | 0        | 0        | <b>2</b>   |
| Transfer to Adult Court Hearing    | 0          | 1         | 0        | 0          | 0        | 0        | 0        | <b>1</b>   |
| Substantiated Abused               | 0          | 0         | 0        | 0          | 0        | 0        | 0        | <b>0</b>   |
| Substantiated Mentally Ill         | 0          | 0         | 0        | 0          | 0        | 0        | 0        | <b>0</b>   |
| Pretrial Diversion                 | 0          | 0         | 0        | 0          | 0        | 0        | 0        | <b>0</b>   |
| Cleared by Transfer to Adult Court | 0          | 0         | 0        | 0          | 0        | 0        | 0        | <b>0</b>   |
| Unknown                            | 0          | 0         | 0        | 0          | 0        | 0        | 0        | <b>0</b>   |
| <b>Total</b>                       | <b>159</b> | <b>21</b> | <b>9</b> | <b>101</b> | <b>3</b> | <b>3</b> | <b>0</b> | <b>296</b> |



## 2011 TENNESSEE JUVENILE COURT STATISTICAL DATA

### Formal and Informal Actions (by Type)

|                                    | White Male   | African American Male | Other Race Male | White Female | African American Female | Other Race Female | Unknown Race or Sex | Total         |
|------------------------------------|--------------|-----------------------|-----------------|--------------|-------------------------|-------------------|---------------------|---------------|
| <b>Special Proceedings</b>         |              |                       |                 |              |                         |                   |                     |               |
| <b>Parentage</b>                   |              |                       |                 |              |                         |                   |                     |               |
| Special Proceeding                 | 3,665        | 1,853                 | 148             | 3,106        | 1,710                   | 185               | 1,650               | 12,317        |
| Other                              | 1,077        | 858                   | 72              | 1,036        | 864                     | 70                | 707                 | 4,684         |
| Case Held Open                     | 1,604        | 426                   | 45              | 1,162        | 277                     | 39                | 346                 | 3,899         |
| Dismissed                          | 971          | 651                   | 61              | 913          | 590                     | 66                | 222                 | 3,474         |
| Substantiated Dependent/Neglect    | 596          | 95                    | 33              | 561          | 102                     | 48                | 150                 | 1,585         |
| Substantiated Delinquent           | 199          | 171                   | 9               | 182          | 159                     | 10                | 0                   | 730           |
| Pretrial Diversion                 | 151          | 137                   | 7               | 144          | 115                     | 11                | 3                   | 568           |
| Review Concluded                   | 166          | 91                    | 16              | 131          | 58                      | 10                | 32                  | 504           |
| Informal Adjustment                | 157          | 110                   | 5               | 139          | 73                      | 3                 | 7                   | 494           |
| Retired / Nolle Prosequi           | 55           | 27                    | 0               | 51           | 25                      | 6                 | 1                   | 165           |
| Substantiated Status Offender      | 15           | 0                     | 0               | 8            | 0                       | 1                 | 0                   | 24            |
| Substantiated Abused               | 1            | 0                     | 0               | 2            | 2                       | 0                 | 0                   | 5             |
| Transfer to Adult Court Hearing    | 4            | 0                     | 0               | 0            | 0                       | 0                 | 0                   | 4             |
| Cleared by Transfer to Adult Court | 0            | 0                     | 0               | 1            | 0                       | 0                 | 0                   | 1             |
| Substantiated Mentally Ill         | 0            | 0                     | 0               | 0            | 0                       | 0                 | 0                   | 0             |
| Unknown                            | 0            | 0                     | 0               | 0            | 0                       | 0                 | 0                   | 0             |
| <b>Total</b>                       | <b>8,661</b> | <b>4,419</b>          | <b>396</b>      | <b>7,436</b> | <b>3,975</b>            | <b>449</b>        | <b>3,118</b>        | <b>28,454</b> |

### Special Proceedings

#### Other

|                                    |               |              |            |               |              |            |              |               |
|------------------------------------|---------------|--------------|------------|---------------|--------------|------------|--------------|---------------|
| Case Held Open                     | 6,604         | 2,820        | 239        | 3,973         | 1,458        | 209        | 1,146        | 16,449        |
| Special Proceeding                 | 5,521         | 835          | 211        | 4,301         | 356          | 262        | 570          | 12,056        |
| Review Concluded                   | 2,794         | 361          | 76         | 1,853         | 187          | 92         | 204          | 5,567         |
| Other                              | 1,528         | 171          | 22         | 1,465         | 99           | 33         | 67           | 3,385         |
| Dismissed                          | 1,183         | 225          | 42         | 788           | 201          | 29         | 110          | 2,578         |
| Substantiated Dependent/Neglect    | 470           | 202          | 15         | 404           | 203          | 19         | 22           | 1,335         |
| Substantiated Delinquent           | 358           | 117          | 18         | 128           | 72           | 6          | 19           | 718           |
| Pretrial Diversion                 | 156           | 19           | 8          | 107           | 6            | 2          | 5            | 303           |
| Retired / Nolle Prosequi           | 138           | 15           | 7          | 105           | 10           | 2          | 5            | 282           |
| Substantiated Status Offender      | 94            | 9            | 4          | 53            | 3            | 2          | 6            | 171           |
| Informal Adjustment                | 45            | 25           | 8          | 39            | 8            | 1          | 4            | 130           |
| Transfer to Adult Court Hearing    | 5             | 5            | 2          | 1             | 6            | 0          | 0            | 19            |
| Cleared by Transfer to Adult Court | 6             | 1            | 0          | 1             | 0            | 0          | 1            | 9             |
| Substantiated Abused               | 3             | 0            | 0          | 4             | 0            | 0          | 1            | 8             |
| Substantiated Mentally Ill         | 0             | 0            | 0          | 0             | 0            | 0          | 0            | 0             |
| Unknown                            | 0             | 0            | 0          | 0             | 0            | 0          | 0            | 0             |
| <b>Total</b>                       | <b>18,905</b> | <b>4,805</b> | <b>652</b> | <b>13,222</b> | <b>2,609</b> | <b>657</b> | <b>2,160</b> | <b>43,010</b> |

**Special Proceedings Total**      **27,566**      **9,224**      **1,048**      **20,658**      **6,584**      **1,106**      **5,278**      **71,464**



## 2011 TENNESSEE JUVENILE COURT STATISTICAL DATA

### Formal and Informal Actions (by Type)

|  | White<br>Male | African<br>American<br>Male | Other<br>Race<br>Male | White<br>Female | African<br>American<br>Female | Other<br>Race<br>Female | Unknown<br>Race or<br>Sex | Total          |
|--|---------------|-----------------------------|-----------------------|-----------------|-------------------------------|-------------------------|---------------------------|----------------|
| <b>All Other Referrals</b>                   |               |                             |                       |                 |                               |                         |                           |                |
| Special Proceeding                           | 1,898         | 1,234                       | 178                   | 1,536           | 819                           | 164                     | 1,039                     | <b>6,868</b>   |
| Other  | 881           | 104                         | 27                    | 574             | 68                            | 23                      | 112                       | <b>1,789</b>   |
| Informal Adjustment                          | 139           | 561                         | 9                     | 67              | 325                           | 10                      | 1                         | <b>1,112</b>   |
| Case Held Open                               | 478           | 30                          | 23                    | 343             | 25                            | 7                       | 156                       | <b>1,062</b>   |
| Dismissed                                    | 357           | 167                         | 14                    | 246             | 118                           | 13                      | 62                        | <b>977</b>     |
| Substantiated Delinquent                     | 258           | 301                         | 8                     | 100             | 66                            | 3                       | 15                        | <b>751</b>     |
| Review Concluded                             | 174           | 35                          | 3                     | 139             | 28                            | 5                       | 93                        | <b>477</b>     |
| Substantiated Dependent/Neglect              | 176           | 15                          | 2                     | 188             | 21                            | 8                       | 11                        | <b>421</b>     |
| Pretrial Diversion                           | 116           | 17                          | 3                     | 44              | 14                            | 0                       | 5                         | <b>199</b>     |
| Retired / Nolle Prosequi                     | 60            | 21                          | 2                     | 38              | 10                            | 2                       | 8                         | <b>141</b>     |
| Substantiated Status Offender                | 36            | 11                          | 1                     | 18              | 8                             | 3                       | 1                         | <b>78</b>      |
| Transfer to Adult Court Hearing              | 12            | 18                          | 0                     | 5               | 2                             | 1                       | 0                         | <b>38</b>      |
| Cleared by Transfer to Adult Court           | 2             | 4                           | 0                     | 0               | 0                             | 1                       | 0                         | <b>7</b>       |
| Substantiated Abused                         | 1             | 0                           | 0                     | 0               | 0                             | 0                       | 0                         | <b>1</b>       |
| Substantiated Mentally Ill                   | 1             | 0                           | 0                     | 0               | 0                             | 0                       | 0                         | <b>1</b>       |
| Unknown                                      | 0             | 0                           | 0                     | 0               | 0                             | 0                       | 0                         | <b>0</b>       |
| <b>Total</b>                                 | <b>4,589</b>  | <b>2,518</b>                | <b>270</b>            | <b>3,298</b>    | <b>1,504</b>                  | <b>240</b>              | <b>1,503</b>              | <b>13,922</b>  |
| <hr/>  |               |                             |                       |                 |                               |                         |                           |                |
| <b>All Formal and Informal Actions Total</b> | <b>71,847</b> | <b>33,303</b>               | <b>2,690</b>          | <b>46,271</b>   | <b>17,401</b>                 | <b>2,223</b>            | <b>9,703</b>              | <b>183,438</b> |



## 2011 TENNESSEE JUVENILE COURT STATISTICAL DATA

### **Case Outcomes**

The outcomes of a case indicate the type of action(s) and/or service(s) that are to be established as a result of all of the referrals associated with a case. These actions are intended to provide the best chance of rehabilitation while protecting the rights, safety, and well being of each child as well as enforce the laws of the state as it pertains to the type and severity of each offense.

Each case can have up to eight outcomes that can be the result of more than one of the referrals associated with the case. Therefore, the number of outcomes will not correlate to the number of referrals or dispositional actions/procedures involved in a case.



# 2011 TENNESSEE JUVENILE COURT STATISTICAL DATA

## Case Outcomes (by Type)

|   | White Male    | African American Male | Other Race Male | White Female  | African American Female | Other Race Female | Unknown Race or Sex | Total          |
|---|---------------|-----------------------|-----------------|---------------|-------------------------|-------------------|---------------------|----------------|
| <b>General Action Codes</b>                 |               |                       |                 |               |                         |                   |                     |                |
| Held Open For Review                        | 17,261        | 4,704                 | 577             | 11,810        | 2,714                   | 544               | 2,236               | 39,846         |
| Case Dismissed                              | 8,327         | 4,898                 | 303             | 5,542         | 2,815                   | 273               | 877                 | 23,035         |
| Warned / Counseled                          | 4,768         | 5,084                 | 163             | 3,022         | 2,890                   | 127               | 214                 | 16,268         |
| Public Service                              | 5,777         | 1,764                 | 177             | 2,614         | 735                     | 70                | 246                 | 11,383         |
| Supervision / Probation to Juvenile Court   | 3,420         | 1,612                 | 112             | 1,789         | 555                     | 56                | 80                  | 7,624          |
| Fine  | 3,962         | 453                   | 65              | 1,710         | 238                     | 35                | 179                 | 6,642          |
| No Contact Order                            | 2,265         | 821                   | 73              | 1,559         | 430                     | 52                | 231                 | 5,431          |
| Case Retired or Nolle Prosequi              | 1,802         | 946                   | 87              | 1,141         | 384                     | 62                | 254                 | 4,676          |
| Placement with Relative / Other Individual  | 953           | 996                   | 79              | 869           | 894                     | 58                | 29                  | 3,878          |
| Referred to Defensive Driving School        | 2,162         | 153                   | 24              | 1,318         | 79                      | 22                | 75                  | 3,833          |
| Referred for Alcohol and Drug Counseling    | 1,978         | 325                   | 67              | 881           | 62                      | 21                | 143                 | 3,477          |
| Referred for Mental Health Counseling       | 1,316         | 683                   | 57              | 666           | 254                     | 26                | 187                 | 3,189          |
| Referral to Juvenile Court Educ-Based Pgm   | 1,344         | 219                   | 37              | 762           | 101                     | 27                | 126                 | 2,616          |
| Restitution                                 | 1,172         | 806                   | 53              | 356           | 113                     | 11                | 44                  | 2,555          |
| Referral to Another Entity for Superv/Servc | 970           | 382                   | 53              | 760           | 280                     | 35                | 55                  | 2,535          |
| Released from Probation                     | 1,112         | 211                   | 30              | 525           | 106                     | 28                | 43                  | 2,055          |
| Probation to Parents                        | 882           | 395                   | 29              | 415           | 172                     | 16                | 68                  | 1,977          |
| Dismissed from Informal Adjustment          | 897           | 169                   | 9               | 616           | 126                     | 11                | 77                  | 1,905          |
| House Arrest                                | 807           | 432                   | 42              | 313           | 104                     | 11                | 36                  | 1,745          |
| Injunction Other than No Contact Order      | 611           | 271                   | 36              | 570           | 111                     | 28                | 117                 | 1,744          |
| Driver's License Held Informally            | 821           | 285                   | 12              | 311           | 51                      | 9                 | 20                  | 1,509          |
| Court Defined Curfew                        | 746           | 229                   | 44              | 346           | 102                     | 17                | 10                  | 1,494          |
| Placement with City/Cnty Agcy/Facility      | 319           | 835                   | 28              | 121           | 98                      | 11                | 15                  | 1,427          |
| Dismissed from Pretrial Diversion           | 532           | 111                   | 16              | 288           | 66                      | 4                 | 33                  | 1,050          |
| Referred to Alcohol Safety School           | 369           | 125                   | 13              | 142           | 15                      | 3                 | 11                  | 678            |
| Runaway Returned                            | 48            | 38                    | 10              | 79            | 30                      | 5                 | 7                   | 217            |
| Referred to Alternative School              | 101           | 21                    | 3               | 51            | 6                       | 1                 | 5                   | 188            |
| Referred to Private Child Agency            | 37            | 8                     | 0               | 35            | 4                       | 1                 | 1                   | 86             |
| Private Mental Health Placement             | 36            | 12                    | 1               | 8             | 3                       | 0                 | 10                  | 70             |
| Voluntary Placement with DMHMR              | 2             | 1                     | 0               | 0             | 1                       | 0                 | 1                   | 5              |
| Private MR Placement                        | 2             | 1                     | 0               | 0             | 0                       | 0                 | 0                   | 3              |
| <b>Totals</b>                               | <b>64,799</b> | <b>26,990</b>         | <b>2,200</b>    | <b>38,619</b> | <b>13,539</b>           | <b>1,564</b>      | <b>5,430</b>        | <b>153,141</b> |



# 2011 TENNESSEE JUVENILE COURT STATISTICAL DATA

## Case Outcomes (by Type)

|  | White Male   | African American Male | Other Race Male | White Female | African American Female | Other Race Female | Unknown Race or Sex | Total         |
|--|--------------|-----------------------|-----------------|--------------|-------------------------|-------------------|---------------------|---------------|
| <b>Formal Action Codes</b>                   |              |                       |                 |              |                         |                   |                     |               |
| Placed Under a Valid Court Order             | 2,354        | 516                   | 95              | 1,432        | 231                     | 61                | 130                 | 4,819         |
| DCS Commitment - Custody                     | 1,498        | 1,234                 | 85              | 852          | 436                     | 78                | 168                 | 4,351         |
| DCS Probation                                | 1,749        | 380                   | 56              | 612          | 110                     | 10                | 39                  | 2,956         |
| Other Intensive Probation                    | 552          | 162                   | 15              | 180          | 35                      | 8                 | 31                  | 983           |
| DCS Commitment - Suspended                   | 463          | 266                   | 30              | 141          | 60                      | 7                 | 14                  | 981           |
| Transfer to Another Juvenile Court for Dispo | 427          | 114                   | 14              | 258          | 51                      | 12                | 16                  | 892           |
| Supervision by DCS                           | 257          | 46                    | 10              | 213          | 28                      | 8                 | 169                 | 731           |
| Parental Rights Terminated                   | 175          | 13                    | 23              | 203          | 16                      | 6                 | 44                  | 480           |
| Transferred to Adult Court                   | 75           | 215                   | 4               | 9            | 6                       | 3                 | 7                   | 319           |
| DCS Commitment - Determinate                 | 78           | 116                   | 1               | 35           | 4                       | 0                 | 2                   | 236           |
| DCS Intensive Probation                      | 91           | 44                    | 2               | 23           | 7                       | 1                 | 6                   | 174           |
| DMHMR Involuntary Commitment                 | 16           | 2                     | 1               | 3            | 0                       | 0                 | 0                   | 22            |
| Parental Rights Not Terminated               | 5            | 0                     | 0               | 1            | 0                       | 1                 | 1                   | 8             |
| <b>Totals</b>                                | <b>7,740</b> | <b>3,108</b>          | <b>336</b>      | <b>3,962</b> | <b>984</b>              | <b>195</b>        | <b>627</b>          | <b>16,952</b> |

### **Special Proceedings**

|  |               |              |            |               |              |              |              |               |
|--|---------------|--------------|------------|---------------|--------------|--------------|--------------|---------------|
| Court Costs                                | 11,121        | 2,789        | 297        | 6,394         | 1,505        | 229          | 528          | 22,863        |
| Custody Changed                            | 3,845         | 443          | 160        | 3,742         | 374          | 154          | 434          | 9,152         |
| Visitation Changed                         | 2,565         | 470          | 123        | 2,509         | 481          | 135          | 510          | 6,793         |
| Child Support Granted                      | 1,701         | 879          | 85         | 1,457         | 743          | 109          | 1,398        | 6,372         |
| Foster Care Continued                      | 2,507         | 391          | 136        | 2,269         | 245          | 175          | 310          | 6,033         |
| Custody Unchanged                          | 2,192         | 290          | 100        | 2,075         | 206          | 126          | 239          | 5,228         |
| Paternity Determined / Child Legitimated   | 417           | 320          | 19         | 278           | 319          | 24           | 222          | 1,599         |
| Visitation Unchanged                       | 594           | 46           | 30         | 621           | 50           | 40           | 101          | 1,482         |
| Child Support Amended                      | 434           | 170          | 16         | 358           | 120          | 15           | 82           | 1,195         |
| Foster Care Terminated                     | 246           | 35           | 6          | 207           | 13           | 9            | 13           | 529           |
| Order of Reference to DCS                  | 190           | 31           | 8          | 163           | 25           | 9            | 16           | 442           |
| Request for Medical Treatment Granted      | 210           | 50           | 5          | 94            | 43           | 2            | 10           | 414           |
| Child Support Terminated                   | 135           | 58           | 5          | 102           | 28           | 6            | 24           | 358           |
| Voluntary Acknowledgement of Paternity     | 95            | 21           | 5          | 62            | 14           | 4            | 12           | 213           |
| Child Support Denied                       | 73            | 13           | 1          | 29            | 7            | 1            | 2            | 126           |
| Paternity Not Determ/Child Not Legitimated | 32            | 15           | 1          | 22            | 9            | 1            | 19           | 99            |
| Request for Medical Treatment Denied       | 20            | 4            | 0          | 4             | 1            | 0            | 0            | 29            |
| Consent to Marry Granted                   | 1             | 0            | 0          | 1             | 0            | 0            | 0            | 2             |
| Consent to Marry Denied                    | 1             | 0            | 0          | 0             | 0            | 0            | 0            | 1             |
| <b>Totals</b>                              | <b>26,379</b> | <b>6,025</b> | <b>997</b> | <b>20,387</b> | <b>4,183</b> | <b>1,039</b> | <b>3,920</b> | <b>62,930</b> |

### **Other Outcome Codes**

|               |               |              |            |               |              |            |              |               |
|---------------|---------------|--------------|------------|---------------|--------------|------------|--------------|---------------|
| Other         | 18,013        | 7,761        | 693        | 12,083        | 4,295        | 558        | 3,269        | 46,672        |
| <b>Totals</b> | <b>18,013</b> | <b>7,761</b> | <b>693</b> | <b>12,083</b> | <b>4,295</b> | <b>558</b> | <b>3,269</b> | <b>46,672</b> |

|                           |                |               |              |               |               |              |               |                |
|---------------------------|----------------|---------------|--------------|---------------|---------------|--------------|---------------|----------------|
| <b>All Outcome Totals</b> | <b>116,931</b> | <b>43,884</b> | <b>4,226</b> | <b>75,051</b> | <b>23,001</b> | <b>3,356</b> | <b>13,246</b> | <b>279,695</b> |
|---------------------------|----------------|---------------|--------------|---------------|---------------|--------------|---------------|----------------|



Tennessee Council of Juvenile & Family Court Judges  
Administrative Office of the Courts



# Individual Court Information



## 2011 TENNESSEE JUVENILE COURT STATISTICAL DATA

### Cases Transferred to Adult Court (by Court)

| Court           | White Male | African American Male | Other Race Male | White Female | African American Female | Other Race Female | Unknown Race or Sex | Total      | % of Total |
|-----------------|------------|-----------------------|-----------------|--------------|-------------------------|-------------------|---------------------|------------|------------|
| Shelby          | 13         | 134                   | 1               | 1            | 1                       | 0                 | 0                   | 150        | 47.0%      |
| Wilson          | 6          | 18                    | 0               | 0            | 1                       | 0                 | 0                   | 25         | 7.8%       |
| Hamilton        | 0          | 21                    | 0               | 0            | 2                       | 0                 | 0                   | 23         | 7.2%       |
| Sumner          | 12         | 5                     | 0               | 0            | 0                       | 3                 | 2                   | 22         | 6.9%       |
| Davidson        | 1          | 14                    | 0               | 0            | 2                       | 0                 | 1                   | 18         | 5.6%       |
| Knox            | 4          | 7                     | 0               | 0            | 0                       | 0                 | 0                   | 11         | 3.4%       |
| Jefferson       | 1          | 0                     | 0               | 1            | 0                       | 0                 | 3                   | 5          | 1.6%       |
| Anderson        | 3          | 0                     | 1               | 0            | 0                       | 0                 | 0                   | 4          | 1.3%       |
| Cheatham        | 4          | 0                     | 0               | 0            | 0                       | 0                 | 0                   | 4          | 1.3%       |
| Dyer            | 2          | 2                     | 0               | 0            | 0                       | 0                 | 0                   | 4          | 1.3%       |
| Giles           | 0          | 4                     | 0               | 0            | 0                       | 0                 | 0                   | 4          | 1.3%       |
| McMinn          | 3          | 0                     | 1               | 0            | 0                       | 0                 | 0                   | 4          | 1.3%       |
| Sevier          | 1          | 0                     | 0               | 3            | 0                       | 0                 | 0                   | 4          | 1.3%       |
| Bledsoe         | 0          | 3                     | 0               | 0            | 0                       | 0                 | 0                   | 3          | 0.9%       |
| Gibson          | 0          | 3                     | 0               | 0            | 0                       | 0                 | 0                   | 3          | 0.9%       |
| Maury           | 0          | 1                     | 1               | 1            | 0                       | 0                 | 0                   | 3          | 0.9%       |
| Benton          | 2          | 0                     | 0               | 0            | 0                       | 0                 | 0                   | 2          | 0.6%       |
| Carroll         | 1          | 0                     | 0               | 1            | 0                       | 0                 | 0                   | 2          | 0.6%       |
| Hamblen         | 2          | 0                     | 0               | 0            | 0                       | 0                 | 0                   | 2          | 0.6%       |
| Hardeman        | 1          | 1                     | 0               | 0            | 0                       | 0                 | 0                   | 2          | 0.6%       |
| Montgomery      | 0          | 1                     | 0               | 0            | 0                       | 0                 | 1                   | 2          | 0.6%       |
| Putnam          | 2          | 0                     | 0               | 0            | 0                       | 0                 | 0                   | 2          | 0.6%       |
| Robertson       | 2          | 0                     | 0               | 0            | 0                       | 0                 | 0                   | 2          | 0.6%       |
| Scott           | 1          | 0                     | 0               | 1            | 0                       | 0                 | 0                   | 2          | 0.6%       |
| Sullivan Div II | 2          | 0                     | 0               | 0            | 0                       | 0                 | 0                   | 2          | 0.6%       |
| Bradley         | 1          | 0                     | 0               | 0            | 0                       | 0                 | 0                   | 1          | 0.3%       |
| Chester         | 1          | 0                     | 0               | 0            | 0                       | 0                 | 0                   | 1          | 0.3%       |
| DeKalb          | 1          | 0                     | 0               | 0            | 0                       | 0                 | 0                   | 1          | 0.3%       |
| Fentress        | 1          | 0                     | 0               | 0            | 0                       | 0                 | 0                   | 1          | 0.3%       |
| Hickman         | 1          | 0                     | 0               | 0            | 0                       | 0                 | 0                   | 1          | 0.3%       |
| Houston         | 0          | 1                     | 0               | 0            | 0                       | 0                 | 0                   | 1          | 0.3%       |
| Johnson         | 1          | 0                     | 0               | 0            | 0                       | 0                 | 0                   | 1          | 0.3%       |
| Lawrence        | 1          | 0                     | 0               | 0            | 0                       | 0                 | 0                   | 1          | 0.3%       |
| Loudon          | 1          | 0                     | 0               | 0            | 0                       | 0                 | 0                   | 1          | 0.3%       |
| Marion          | 1          | 0                     | 0               | 0            | 0                       | 0                 | 0                   | 1          | 0.3%       |
| Monroe          | 0          | 0                     | 0               | 1            | 0                       | 0                 | 0                   | 1          | 0.3%       |
| Smith           | 1          | 0                     | 0               | 0            | 0                       | 0                 | 0                   | 1          | 0.3%       |
| Stewart         | 1          | 0                     | 0               | 0            | 0                       | 0                 | 0                   | 1          | 0.3%       |
| Washington      | 1          | 0                     | 0               | 0            | 0                       | 0                 | 0                   | 1          | 0.3%       |
| <b>Totals</b>   | <b>75</b>  | <b>215</b>            | <b>4</b>        | <b>9</b>     | <b>6</b>                | <b>3</b>          | <b>7</b>            | <b>319</b> |            |



# 2011 TENNESSEE JUVENILE COURT STATISTICAL DATA

## Children Transferred to Adult Court (by Court)

| Court           | White Male | African American Male | Other Race Male | White Female | African American Female | Other Race Female | Unknown Race or Sex | Total      | % of Total |
|-----------------|------------|-----------------------|-----------------|--------------|-------------------------|-------------------|---------------------|------------|------------|
| Shelby          | 10         | 106                   | 1               | 1            | 1                       | 0                 | 0                   | 119        | 51.5%      |
| Hamilton        | 0          | 15                    | 0               | 0            | 2                       | 0                 | 0                   | 17         | 7.4%       |
| Davidson        | 1          | 11                    | 0               | 0            | 1                       | 0                 | 1                   | 14         | 6.1%       |
| Sumner          | 5          | 2                     | 0               | 0            | 0                       | 1                 | 2                   | 10         | 4.3%       |
| Wilson          | 4          | 4                     | 0               | 0            | 1                       | 0                 | 0                   | 9          | 3.9%       |
| Knox            | 3          | 4                     | 0               | 0            | 0                       | 0                 | 0                   | 7          | 3.0%       |
| Anderson        | 3          | 0                     | 1               | 0            | 0                       | 0                 | 0                   | 4          | 1.7%       |
| McMinn          | 3          | 0                     | 1               | 0            | 0                       | 0                 | 0                   | 4          | 1.7%       |
| Bledsoe         | 0          | 3                     | 0               | 0            | 0                       | 0                 | 0                   | 3          | 1.3%       |
| Dyer            | 1          | 2                     | 0               | 0            | 0                       | 0                 | 0                   | 3          | 1.3%       |
| Gibson          | 0          | 3                     | 0               | 0            | 0                       | 0                 | 0                   | 3          | 1.3%       |
| Jefferson       | 1          | 0                     | 0               | 1            | 0                       | 0                 | 1                   | 3          | 1.3%       |
| Maury           | 0          | 1                     | 1               | 1            | 0                       | 0                 | 0                   | 3          | 1.3%       |
| Carroll         | 1          | 0                     | 0               | 1            | 0                       | 0                 | 0                   | 2          | 0.9%       |
| Cheatham        | 2          | 0                     | 0               | 0            | 0                       | 0                 | 0                   | 2          | 0.9%       |
| Hardeman        | 1          | 1                     | 0               | 0            | 0                       | 0                 | 0                   | 2          | 0.9%       |
| Montgomery      | 0          | 1                     | 0               | 0            | 0                       | 0                 | 1                   | 2          | 0.9%       |
| Scott           | 1          | 0                     | 0               | 1            | 0                       | 0                 | 0                   | 2          | 0.9%       |
| Sevier          | 1          | 0                     | 0               | 1            | 0                       | 0                 | 0                   | 2          | 0.9%       |
| Benton          | 1          | 0                     | 0               | 0            | 0                       | 0                 | 0                   | 1          | 0.4%       |
| Bradley         | 1          | 0                     | 0               | 0            | 0                       | 0                 | 0                   | 1          | 0.4%       |
| Chester         | 1          | 0                     | 0               | 0            | 0                       | 0                 | 0                   | 1          | 0.4%       |
| DeKalb          | 1          | 0                     | 0               | 0            | 0                       | 0                 | 0                   | 1          | 0.4%       |
| Fentress        | 1          | 0                     | 0               | 0            | 0                       | 0                 | 0                   | 1          | 0.4%       |
| Giles           | 0          | 1                     | 0               | 0            | 0                       | 0                 | 0                   | 1          | 0.4%       |
| Hamblen         | 1          | 0                     | 0               | 0            | 0                       | 0                 | 0                   | 1          | 0.4%       |
| Hickman         | 1          | 0                     | 0               | 0            | 0                       | 0                 | 0                   | 1          | 0.4%       |
| Houston         | 0          | 1                     | 0               | 0            | 0                       | 0                 | 0                   | 1          | 0.4%       |
| Johnson         | 1          | 0                     | 0               | 0            | 0                       | 0                 | 0                   | 1          | 0.4%       |
| Lawrence        | 1          | 0                     | 0               | 0            | 0                       | 0                 | 0                   | 1          | 0.4%       |
| Loudon          | 1          | 0                     | 0               | 0            | 0                       | 0                 | 0                   | 1          | 0.4%       |
| Marion          | 1          | 0                     | 0               | 0            | 0                       | 0                 | 0                   | 1          | 0.4%       |
| Monroe          | 0          | 0                     | 0               | 1            | 0                       | 0                 | 0                   | 1          | 0.4%       |
| Putnam          | 1          | 0                     | 0               | 0            | 0                       | 0                 | 0                   | 1          | 0.4%       |
| Robertson       | 1          | 0                     | 0               | 0            | 0                       | 0                 | 0                   | 1          | 0.4%       |
| Smith           | 1          | 0                     | 0               | 0            | 0                       | 0                 | 0                   | 1          | 0.4%       |
| Stewart         | 1          | 0                     | 0               | 0            | 0                       | 0                 | 0                   | 1          | 0.4%       |
| Sullivan Div II | 1          | 0                     | 0               | 0            | 0                       | 0                 | 0                   | 1          | 0.4%       |
| Washington      | 1          | 0                     | 0               | 0            | 0                       | 0                 | 0                   | 1          | 0.4%       |
| <b>Totals</b>   | <b>54</b>  | <b>155</b>            | <b>4</b>        | <b>7</b>     | <b>5</b>                | <b>1</b>          | <b>5</b>            | <b>231</b> |            |



# 2011 TENNESSEE JUVENILE COURT STATISTICAL DATA

## Children Referred to Juvenile Court (by Court)

WM = White Male  
AM = Asian Male  
WF = White Female  
AF = Asian Female  
WU = White Unknown Sex  
AU = Asian Unknown Sex

AAM = African American Male  
MRM = Mixed Race Male  
AAF = African American Female  
MRF = Mixed Race Female  
AAU = African American Unknown Sex  
MRU = Mixed Race Unknown Sex

NAM = Native American Male  
UM = Unknown Race Male  
NAF = Native American Female  
UF = Unknown Race Female  
NAU = Native American Unknown Sex  
UU = Unknown Race Unknown Sex

| Court        | WM    | AAM   | NAM | AM | MRM | UM  | WF    | AAF   | NAF | AF | MRF | UF  | WU | AAU | NAU | AU | MRU | UU  | Total |
|--------------|-------|-------|-----|----|-----|-----|-------|-------|-----|----|-----|-----|----|-----|-----|----|-----|-----|-------|
| Anderson     | 1,231 | 174   | 0   | 3  | 7   | 51  | 915   | 58    | 0   | 6  | 10  | 30  | 2  | 1   | 0   | 0  | 0   | 13  | 2,501 |
| Bedford      | 190   | 22    | 0   | 0  | 1   | 0   | 114   | 13    | 0   | 0  | 0   | 1   | 0  | 0   | 0   | 0  | 0   | 0   | 341   |
| Benton       | 148   | 4     | 0   | 0  | 0   | 0   | 114   | 4     | 0   | 0  | 2   | 0   | 0  | 0   | 0   | 0  | 0   | 0   | 272   |
| Bledsoe      | 67    | 13    | 0   | 0  | 4   | 0   | 33    | 1     | 0   | 0  | 0   | 0   | 0  | 0   | 0   | 0  | 0   | 0   | 118   |
| Blount       | 1,353 | 98    | 6   | 0  | 47  | 1   | 1,227 | 75    | 1   | 1  | 53  | 8   | 0  | 0   | 0   | 0  | 0   | 1   | 2,871 |
| Bradley      | 486   | 44    | 0   | 1  | 10  | 14  | 288   | 29    | 0   | 0  | 9   | 6   | 0  | 0   | 0   | 0  | 0   | 1   | 888   |
| Bristol      | 354   | 15    | 0   | 0  | 5   | 3   | 274   | 15    | 0   | 4  | 0   | 6   | 0  | 0   | 0   | 0  | 0   | 0   | 676   |
| Campbell     | 353   | 1     | 0   | 0  | 0   | 0   | 206   | 0     | 0   | 0  | 0   | 0   | 0  | 0   | 0   | 0  | 0   | 0   | 560   |
| Cannon       | 110   | 0     | 0   | 0  | 1   | 0   | 74    | 1     | 0   | 0  | 2   | 0   | 0  | 0   | 0   | 0  | 0   | 0   | 188   |
| Carroll      | 113   | 17    | 0   | 0  | 6   | 0   | 72    | 6     | 0   | 0  | 5   | 1   | 0  | 0   | 0   | 0  | 0   | 0   | 220   |
| Carter       | 377   | 1     | 0   | 0  | 5   | 2   | 339   | 0     | 0   | 0  | 0   | 1   | 0  | 0   | 0   | 0  | 0   | 0   | 725   |
| Cheatham     | 351   | 11    | 0   | 1  | 5   | 28  | 218   | 6     | 1   | 0  | 4   | 36  | 0  | 0   | 0   | 0  | 0   | 2   | 663   |
| Chester      | 83    | 26    | 0   | 0  | 5   | 0   | 61    | 11    | 0   | 0  | 10  | 0   | 0  | 0   | 0   | 0  | 0   | 0   | 196   |
| Claiborne    | 192   | 4     | 0   | 0  | 4   | 0   | 156   | 0     | 1   | 0  | 5   | 0   | 0  | 0   | 0   | 0  | 0   | 0   | 362   |
| Clay         | 76    | 4     | 0   | 0  | 2   | 3   | 49    | 1     | 0   | 0  | 3   | 0   | 0  | 0   | 0   | 0  | 0   | 0   | 138   |
| Cocke        | 592   | 21    | 1   | 2  | 11  | 13  | 508   | 19    | 3   | 4  | 12  | 5   | 2  | 0   | 0   | 0  | 1   | 1   | 1,195 |
| Coffee       | 106   | 5     | 0   | 0  | 0   | 0   | 43    | 2     | 0   | 0  | 0   | 0   | 0  | 0   | 0   | 0  | 0   | 0   | 156   |
| Crockett     | 42    | 6     | 0   | 0  | 15  | 1   | 13    | 3     | 0   | 0  | 3   | 0   | 0  | 0   | 0   | 0  | 0   | 0   | 83    |
| Cumberland   | 193   | 2     | 0   | 0  | 0   | 1   | 113   | 0     | 0   | 0  | 0   | 2   | 0  | 0   | 0   | 0  | 0   | 0   | 311   |
| Davidson     | 1,033 | 2,386 | 1   | 43 | 92  | 664 | 785   | 1,931 | 0   | 23 | 92  | 514 | 6  | 15  | 0   | 0  | 1   | 380 | 7,966 |
| Decatur      | 82    | 4     | 0   | 0  | 2   | 0   | 51    | 4     | 0   | 0  | 3   | 0   | 0  | 0   | 0   | 0  | 0   | 0   | 146   |
| DeKalb       | 107   | 4     | 0   | 0  | 1   | 1   | 51    | 1     | 0   | 0  | 0   | 0   | 0  | 0   | 0   | 0  | 0   | 0   | 165   |
| Dickson      | 486   | 53    | 2   | 2  | 17  | 132 | 356   | 41    | 1   | 0  | 20  | 133 | 2  | 3   | 0   | 0  | 0   | 22  | 1,270 |
| Dyer         | 202   | 74    | 0   | 0  | 0   | 3   | 123   | 34    | 0   | 0  | 2   | 1   | 0  | 0   | 0   | 0  | 0   | 1   | 440   |
| Fayette      | 98    | 94    | 0   | 1  | 4   | 0   | 79    | 71    | 0   | 0  | 0   | 3   | 0  | 0   | 0   | 0  | 0   | 3   | 353   |
| Fentress     | 113   | 7     | 0   | 0  | 1   | 0   | 77    | 0     | 0   | 0  | 0   | 0   | 0  | 0   | 0   | 0  | 0   | 0   | 198   |
| Franklin     | 195   | 10    | 0   | 0  | 5   | 0   | 127   | 14    | 0   | 0  | 1   | 0   | 0  | 0   | 0   | 0  | 0   | 0   | 352   |
| Gibson       | 384   | 423   | 0   | 1  | 44  | 14  | 321   | 384   | 0   | 1  | 49  | 16  | 0  | 14  | 0   | 0  | 0   | 17  | 1,668 |
| Giles        | 138   | 24    | 0   | 0  | 8   | 0   | 75    | 14    | 0   | 0  | 6   | 0   | 0  | 0   | 0   | 0  | 0   | 0   | 265   |
| Grainger     | 421   | 15    | 0   | 0  | 14  | 0   | 337   | 2     | 0   | 0  | 23  | 0   | 0  | 0   | 0   | 0  | 0   | 0   | 812   |
| Greene       | 276   | 9     | 1   | 0  | 5   | 70  | 129   | 6     | 0   | 0  | 1   | 78  | 0  | 0   | 0   | 0  | 0   | 14  | 589   |
| Grundy       | 128   | 1     | 0   | 0  | 1   | 0   | 96    | 0     | 0   | 0  | 0   | 0   | 0  | 0   | 0   | 0  | 0   | 0   | 226   |
| Hamblen      | 441   | 40    | 0   | 0  | 14  | 1   | 362   | 21    | 0   | 0  | 18  | 4   | 0  | 0   | 0   | 0  | 0   | 0   | 901   |
| Hamilton     | 1,042 | 1,151 | 0   | 1  | 38  | 16  | 771   | 816   | 1   | 1  | 29  | 15  | 0  | 1   | 0   | 0  | 0   | 5   | 3,887 |
| Hancock      | 17    | 0     | 0   | 0  | 0   | 0   | 13    | 0     | 0   | 0  | 0   | 0   | 0  | 0   | 0   | 0  | 0   | 0   | 30    |
| Hardeman     | 85    | 227   | 0   | 4  | 3   | 32  | 63    | 177   | 0   | 2  | 4   | 33  | 8  | 152 | 0   | 0  | 2   | 58  | 850   |
| Hardin       | 141   | 8     | 1   | 0  | 0   | 2   | 84    | 4     | 0   | 0  | 0   | 1   | 0  | 0   | 0   | 0  | 0   | 0   | 241   |
| Hawkins      | 584   | 9     | 2   | 0  | 1   | 1   | 464   | 5     | 1   | 0  | 1   | 2   | 0  | 0   | 0   | 0  | 0   | 0   | 1,070 |
| Haywood      | 78    | 396   | 0   | 0  | 4   | 0   | 56    | 359   | 0   | 0  | 6   | 0   | 0  | 0   | 0   | 0  | 0   | 0   | 899   |
| Henderson    | 290   | 39    | 0   | 0  | 23  | 3   | 186   | 11    | 0   | 1  | 17  | 1   | 0  | 0   | 0   | 0  | 0   | 0   | 571   |
| Henry        | 235   | 33    | 1   | 0  | 11  | 11  | 130   | 12    | 1   | 0  | 7   | 7   | 0  | 0   | 0   | 0  | 0   | 1   | 449   |
| Hickman      | 267   | 5     | 0   | 0  | 10  | 0   | 191   | 3     | 0   | 0  | 7   | 0   | 0  | 0   | 0   | 0  | 0   | 0   | 483   |
| Houston      | 41    | 4     | 0   | 0  | 2   | 0   | 14    | 0     | 0   | 0  | 1   | 0   | 0  | 0   | 0   | 0  | 0   | 0   | 62    |
| Humphreys    | 224   | 10    | 0   | 0  | 10  | 3   | 178   | 9     | 0   | 0  | 8   | 1   | 0  | 1   | 0   | 0  | 0   | 2   | 446   |
| Jackson      | 62    | 0     | 0   | 0  | 0   | 0   | 39    | 0     | 0   | 0  | 0   | 0   | 0  | 0   | 0   | 0  | 0   | 0   | 101   |
| Jefferson    | 675   | 15    | 2   | 0  | 12  | 49  | 494   | 6     | 0   | 0  | 4   | 25  | 1  | 0   | 0   | 0  | 0   | 24  | 1,307 |
| Johnson      | 217   | 1     | 0   | 0  | 1   | 0   | 141   | 0     | 1   | 0  | 1   | 0   | 2  | 0   | 0   | 0  | 0   | 0   | 364   |
| Johnson City | 734   | 93    | 2   | 3  | 55  | 31  | 581   | 65    | 1   | 1  | 68  | 30  | 0  | 0   | 0   | 0  | 0   | 30  | 1,694 |
| Knox         | 1,708 | 451   | 0   | 4  | 92  | 271 | 1,415 | 342   | 0   | 10 | 80  | 216 | 6  | 2   | 0   | 0  | 0   | 75  | 4,672 |
| Lake         | 47    | 20    | 1   | 0  | 6   | 0   | 26    | 6     | 0   | 0  | 1   | 0   | 0  | 0   | 0   | 0  | 0   | 0   | 107   |



# 2011 TENNESSEE JUVENILE COURT STATISTICAL DATA

## Children Referred to Juvenile Court (by Court)

WM = White Male  
AM = Asian Male  
WF = White Female  
AF = Asian Female  
WU = White Unknown Sex  
AU = Asian Unknown Sex

AAM = African American Male  
MRM = Mixed Race Male  
AAF = African American Female  
MRF = Mixed Race Female  
AAU = African American Unknown Sex  
MRU = Mixed Race Unknown Sex

NAM = Native American Male  
UM = Unknown Race Male  
NAF = Native American Female  
UF = Unknown Race Female  
NAU = Native American Unknown Sex  
UU = Unknown Race Unknown Sex

| Court           | WM            | AAM           | NAM       | AM         | MRM          | UM           | WF            | AAF           | NAF       | AF         | MRF        | UF           | WU        | AAU        | NAU      | AU       | MRU      | UU         | Total         |
|-----------------|---------------|---------------|-----------|------------|--------------|--------------|---------------|---------------|-----------|------------|------------|--------------|-----------|------------|----------|----------|----------|------------|---------------|
| Lauderdale      | 259           | 299           | 0         | 0          | 13           | 4            | 227           | 279           | 2         | 0          | 7          | 3            | 0         | 0          | 0        | 0        | 0        | 0          | 1,093         |
| Lawrence        | 378           | 26            | 0         | 0          | 0            | 0            | 241           | 18            | 0         | 0          | 0          | 0            | 0         | 0          | 0        | 0        | 0        | 0          | 663           |
| Lewis           | 77            | 2             | 0         | 0          | 1            | 0            | 49            | 0             | 0         | 0          | 1          | 0            | 0         | 0          | 0        | 0        | 0        | 0          | 130           |
| Lincoln         | 256           | 29            | 0         | 0          | 0            | 0            | 142           | 15            | 0         | 0          | 0          | 0            | 0         | 0          | 0        | 0        | 0        | 0          | 442           |
| Loudon          | 341           | 8             | 0         | 1          | 3            | 0            | 263           | 6             | 0         | 0          | 2          | 0            | 0         | 0          | 0        | 0        | 0        | 0          | 624           |
| Macon           | 220           | 4             | 0         | 0          | 2            | 0            | 162           | 2             | 0         | 0          | 0          | 0            | 0         | 0          | 0        | 0        | 0        | 0          | 390           |
| Madison         | 134           | 391           | 0         | 0          | 2            | 7            | 89            | 178           | 0         | 0          | 2          | 2            | 0         | 0          | 0        | 0        | 0        | 0          | 805           |
| Marion          | 132           | 14            | 0         | 0          | 6            | 2            | 88            | 3             | 0         | 0          | 1          | 0            | 0         | 0          | 0        | 0        | 0        | 0          | 246           |
| Marshall        | 188           | 20            | 0         | 0          | 9            | 0            | 124           | 12            | 0         | 0          | 8          | 0            | 0         | 0          | 0        | 0        | 0        | 0          | 361           |
| Maury           | 500           | 166           | 1         | 1          | 22           | 30           | 383           | 95            | 0         | 1          | 25         | 33           | 6         | 2          | 0        | 0        | 0        | 14         | 1,279         |
| McMinn          | 289           | 28            | 0         | 0          | 11           | 0            | 161           | 14            | 0         | 4          | 11         | 0            | 0         | 0          | 0        | 0        | 0        | 0          | 518           |
| McNairy         | 79            | 10            | 0         | 0          | 3            | 0            | 29            | 2             | 0         | 0          | 0          | 0            | 0         | 0          | 0        | 0        | 0        | 0          | 123           |
| Meigs           | 180           | 1             | 0         | 0          | 3            | 0            | 149           | 2             | 0         | 0          | 0          | 0            | 0         | 0          | 0        | 0        | 0        | 0          | 335           |
| Monroe          | 438           | 7             | 0         | 0          | 16           | 6            | 336           | 6             | 0         | 0          | 5          | 2            | 0         | 0          | 0        | 0        | 0        | 0          | 816           |
| Montgomery      | 629           | 359           | 3         | 5          | 26           | 172          | 424           | 274           | 4         | 5          | 22         | 144          | 2         | 3          | 0        | 0        | 0        | 155        | 2,227         |
| Moore           | 47            | 0             | 0         | 0          | 1            | 0            | 18            | 0             | 0         | 0          | 2          | 0            | 0         | 0          | 0        | 0        | 0        | 0          | 68            |
| Morgan          | 159           | 0             | 0         | 0          | 1            | 0            | 114           | 0             | 0         | 0          | 1          | 0            | 0         | 0          | 0        | 0        | 0        | 0          | 275           |
| Obion           | 112           | 22            | 0         | 0          | 2            | 0            | 67            | 12            | 0         | 0          | 3          | 0            | 0         | 0          | 0        | 0        | 0        | 0          | 218           |
| Overton         | 157           | 0             | 0         | 0          | 1            | 0            | 109           | 2             | 0         | 0          | 1          | 0            | 0         | 0          | 0        | 0        | 0        | 0          | 270           |
| Perry           | 34            | 0             | 0         | 0          | 0            | 0            | 14            | 0             | 0         | 0          | 0          | 0            | 0         | 0          | 0        | 0        | 0        | 0          | 48            |
| Pickett         | 20            | 1             | 0         | 0          | 0            | 0            | 16            | 0             | 0         | 0          | 0          | 0            | 0         | 0          | 0        | 0        | 0        | 0          | 37            |
| Polk            | 69            | 0             | 0         | 0          | 0            | 0            | 49            | 0             | 0         | 0          | 0          | 0            | 0         | 0          | 0        | 0        | 0        | 0          | 118           |
| Putnam          | 468           | 10            | 2         | 1          | 4            | 13           | 349           | 14            | 0         | 0          | 4          | 4            | 1         | 0          | 0        | 0        | 0        | 2          | 872           |
| Rhea            | 39            | 7             | 0         | 0          | 1            | 0            | 34            | 0             | 0         | 0          | 1          | 0            | 0         | 0          | 0        | 0        | 0        | 0          | 82            |
| Roane           | 155           | 9             | 0         | 0          | 5            | 1            | 78            | 7             | 0         | 0          | 1          | 1            | 0         | 0          | 0        | 0        | 0        | 0          | 257           |
| Robertson       | 543           | 183           | 0         | 0          | 2            | 175          | 221           | 55            | 0         | 1          | 4          | 92           | 0         | 1          | 0        | 0        | 0        | 3          | 1,280         |
| Rutherford      | 548           | 280           | 0         | 14         | 5            | 46           | 299           | 130           | 0         | 7          | 4          | 31           | 1         | 0          | 0        | 0        | 0        | 0          | 1,365         |
| Scott           | 78            | 0             | 0         | 0          | 0            | 0            | 41            | 0             | 0         | 0          | 0          | 0            | 0         | 0          | 0        | 0        | 0        | 0          | 119           |
| Sequatchie      | 105           | 0             | 3         | 0          | 1            | 0            | 80            | 2             | 0         | 0          | 0          | 0            | 1         | 0          | 0        | 0        | 0        | 0          | 192           |
| Sevier          | 797           | 7             | 1         | 5          | 20           | 35           | 679           | 9             | 2         | 0          | 15         | 15           | 0         | 0          | 0        | 0        | 0        | 0          | 1,585         |
| Shelby          | 1,222         | 6,331         | 6         | 31         | 86           | 0            | 803           | 3,978         | 2         | 26         | 92         | 0            | 0         | 0          | 0        | 0        | 0        | 0          | 12,577        |
| Smith           | 86            | 4             | 0         | 0          | 13           | 1            | 75            | 2             | 0         | 0          | 9          | 0            | 0         | 0          | 0        | 0        | 0        | 0          | 190           |
| Stewart         | 108           | 7             | 0         | 0          | 3            | 0            | 75            | 1             | 0         | 0          | 4          | 0            | 0         | 0          | 0        | 0        | 0        | 0          | 198           |
| Sullivan Div I  | 471           | 0             | 0         | 0          | 5            | 1            | 351           | 2             | 0         | 0          | 1          | 0            | 0         | 0          | 0        | 0        | 0        | 0          | 831           |
| Sullivan Div II | 591           | 44            | 1         | 2          | 5            | 177          | 433           | 37            | 1         | 0          | 2          | 191          | 0         | 0          | 0        | 0        | 0        | 0          | 1,484         |
| Sumner          | 1,046         | 161           | 1         | 5          | 56           | 56           | 659           | 78            | 1         | 0          | 40         | 22           | 0         | 0          | 0        | 0        | 0        | 8          | 2,133         |
| Tipton          | 406           | 253           | 0         | 2          | 7            | 1            | 228           | 123           | 0         | 2          | 4          | 0            | 0         | 0          | 0        | 0        | 0        | 0          | 1,026         |
| Trousdale       | 51            | 12            | 0         | 0          | 10           | 5            | 58            | 6             | 0         | 0          | 6          | 8            | 0         | 0          | 0        | 0        | 1        | 2          | 159           |
| Unicoi          | 158           | 0             | 0         | 0          | 1            | 3            | 124           | 0             | 0         | 0          | 0          | 3            | 0         | 0          | 0        | 0        | 0        | 0          | 289           |
| Union           | 232           | 4             | 0         | 0          | 0            | 0            | 205           | 0             | 0         | 0          | 0          | 0            | 0         | 0          | 0        | 0        | 0        | 0          | 441           |
| Van Buren       | 42            | 0             | 0         | 0          | 0            | 0            | 14            | 0             | 0         | 0          | 1          | 0            | 0         | 0          | 0        | 0        | 0        | 0          | 57            |
| Warren          | 279           | 7             | 1         | 0          | 3            | 0            | 165           | 3             | 0         | 3          | 6          | 0            | 0         | 0          | 0        | 0        | 0        | 0          | 467           |
| Washington      | 349           | 1             | 0         | 0          | 4            | 0            | 174           | 3             | 0         | 0          | 2          | 0            | 0         | 0          | 0        | 0        | 0        | 0          | 533           |
| Wayne           | 239           | 3             | 0         | 0          | 7            | 0            | 156           | 1             | 0         | 0          | 4          | 0            | 0         | 0          | 0        | 0        | 0        | 0          | 410           |
| Weakley         | 190           | 31            | 1         | 0          | 5            | 7            | 165           | 19            | 1         | 1          | 4          | 3            | 0         | 0          | 0        | 0        | 0        | 0          | 427           |
| White           | 113           | 5             | 0         | 0          | 4            | 0            | 66            | 0             | 0         | 0          | 3          | 0            | 0         | 0          | 0        | 0        | 0        | 0          | 191           |
| Williamson      | 1,072         | 106           | 2         | 13         | 30           | 58           | 581           | 72            | 1         | 4          | 20         | 39           | 8         | 1          | 0        | 0        | 1        | 3          | 2,011         |
| Wilson          | 1,167         | 282           | 1         | 0          | 5            | 87           | 598           | 113           | 0         | 2          | 3          | 14           | 0         | 1          | 0        | 0        | 0        | 0          | 2,273         |
| <b>Totals</b>   | <b>32,221</b> | <b>15,208</b> | <b>43</b> | <b>146</b> | <b>1,008</b> | <b>2,308</b> | <b>22,597</b> | <b>10,157</b> | <b>26</b> | <b>110</b> | <b>888</b> | <b>1,783</b> | <b>48</b> | <b>197</b> | <b>0</b> | <b>0</b> | <b>6</b> | <b>837</b> | <b>87,583</b> |



# 2011 TENNESSEE JUVENILE COURT STATISTICAL DATA

## Child, Case, and Referral Counts

(by Court)

Note: Please see overview on page 3 for explanation of anomalies.

| Court        | Children |       |        | Cases  |        |         | Referrals |        |         |
|--------------|----------|-------|--------|--------|--------|---------|-----------|--------|---------|
|              | 2010     | 2011  | +/- %  | 2010   | 2011   | +/- %   | 2010      | 2011   | +/- %   |
| Anderson     | 674      | 2,501 | +271.1 | 759    | 7,757  | +922.0% | 838       | 8,517  | +916.3% |
| Bedford      | 306      | 341   | +11.4% | 385    | 394    | +2.3%   | 627       | 550    | -12.3%  |
| Benton       | 280      | 272   | -2.9%  | 342    | 323    | -5.6%   | 350       | 346    | -1.1%   |
| Bledsoe      | 141      | 118   | -16.3% | 154    | 126    | -18.2%  | 227       | 165    | -27.3%  |
| Blount       | 2,825    | 2,871 | +1.6%  | 6,721  | 9,170  | +36.4%  | 8,027     | 9,614  | +19.8%  |
| Bradley      | 810      | 888   | +9.6%  | 2,849  | 3,443  | +20.8%  | 3,155     | 3,809  | +20.7%  |
| Bristol      | 717      | 676   | -5.7%  | 1,091  | 1,033  | -5.3%   | 1,173     | 1,127  | -3.9%   |
| Campbell     | 510      | 560   | +9.8%  | 513    | 564    | +9.9%   | 513       | 564    | +9.9%   |
| Cannon       | 174      | 188   | +8.0%  | 271    | 282    | +4.1%   | 277       | 294    | +6.1%   |
| Carroll      | 191      | 220   | +15.2% | 201    | 239    | +18.9%  | 315       | 344    | +9.2%   |
| Carter       | 719      | 725   | +0.8%  | 1,155  | 1,116  | -3.4%   | 1,270     | 1,207  | -5.0%   |
| Cheatham     | 619      | 663   | +7.1%  | 1,002  | 1,060  | +5.8%   | 1,091     | 1,139  | +4.4%   |
| Chester      | 302      | 196   | -35.1% | 466    | 261    | -44.0%  | 509       | 265    | -47.9%  |
| Claiborne    | 308      | 362   | +17.5% | 344    | 422    | +22.7%  | 401       | 469    | +17.0%  |
| Clay         | 170      | 138   | -18.8% | 347    | 392    | +13.0%  | 431       | 477    | +10.7%  |
| Cocke        | 975      | 1,195 | +22.6% | 1,748  | 2,281  | +30.5%  | 1,812     | 2,419  | +33.5%  |
| Coffee       | 178      | 156   | -12.4% | 207    | 178    | -14.0%  | 281       | 248    | -11.7%  |
| Crockett     | 93       | 83    | -10.8% | 190    | 167    | -12.1%  | 218       | 200    | -8.3%   |
| Cumberland   | 332      | 311   | -6.3%  | 417    | 407    | -2.4%   | 451       | 446    | -1.1%   |
| Davidson     | 6,687    | 7,966 | +19.1% | 10,395 | 11,593 | +11.5%  | 12,247    | 13,528 | +10.5%  |
| Decatur      | 132      | 146   | +10.6% | 214    | 249    | +16.4%  | 222       | 254    | +14.4%  |
| DeKalb       | 170      | 165   | -2.9%  | 213    | 204    | -4.2%   | 238       | 220    | -7.6%   |
| Dickson      | 1,224    | 1,270 | +3.8%  | 3,516  | 3,531  | +0.4%   | 3,594     | 3,632  | +1.1%   |
| Dyer         | 519      | 440   | -15.2% | 1,022  | 742    | -27.4%  | 1,205     | 886    | -26.5%  |
| Fayette      | 374      | 353   | -5.6%  | 551    | 519    | -5.8%   | 743       | 676    | -9.0%   |
| Fentress     | 147      | 198   | +34.7% | 209    | 265    | +26.8%  | 224       | 281    | +25.4%  |
| Franklin     | 225      | 352   | +56.4% | 311    | 509    | +63.7%  | 389       | 643    | +65.3%  |
| Gibson       | 1,174    | 1,668 | +42.1% | 1,739  | 3,961  | +127.8% | 1,892     | 4,170  | +120.4% |
| Giles        | 309      | 265   | -14.2% | 416    | 346    | -16.8%  | 532       | 448    | -15.8%  |
| Grainger     | 788      | 812   | +3.0%  | 791    | 824    | +4.2%   | 801       | 834    | +4.1%   |
| Greene       | 742      | 589   | -20.6% | 1,224  | 850    | -30.6%  | 1,299     | 919    | -29.3%  |
| Grundy       | 226      | 226   | 0.0%   | 522    | 521    | -0.2%   | 609       | 649    | +6.6%   |
| Hamblen      | 927      | 901   | -2.8%  | 2,567  | 2,307  | -10.1%  | 2,809     | 2,521  | -10.3%  |
| Hamilton     | 4,191    | 3,887 | -7.3%  | 6,887  | 6,394  | -7.2%   | 7,635     | 7,019  | -8.1%   |
| Hancock      | 16       | 30    | +87.5% | 23     | 36     | +56.5%  | 25        | 38     | +52.0%  |
| Hardeman     | 1,036    | 850   | -18.0% | 1,485  | 1,252  | -15.7%  | 1,758     | 1,484  | -15.6%  |
| Hardin       | 213      | 241   | +13.1% | 424    | 505    | +19.1%  | 501       | 556    | +11.0%  |
| Hawkins      | 992      | 1,070 | +7.9%  | 1,427  | 1,595  | +11.8%  | 1,748     | 2,035  | +16.4%  |
| Haywood      | 838      | 899   | +7.3%  | 1,216  | 1,631  | +34.1%  | 1,384     | 1,844  | +33.2%  |
| Henderson    | 546      | 571   | +4.6%  | 865    | 918    | +6.1%   | 1,064     | 1,180  | +10.9%  |
| Henry        | 365      | 449   | +23.0% | 678    | 968    | +42.8%  | 772       | 1,235  | +60.0%  |
| Hickman      | 408      | 483   | +18.4% | 530    | 585    | +10.4%  | 572       | 646    | +12.9%  |
| Houston      | 64       | 62    | -3.1%  | 135    | 138    | +2.2%   | 177       | 165    | -6.8%   |
| Humphreys    | 424      | 446   | +5.2%  | 973    | 1,096  | +12.6%  | 1,186     | 1,404  | +18.4%  |
| Jackson      | 134      | 101   | -24.6% | 264    | 162    | -38.6%  | 266       | 168    | -36.8%  |
| Jefferson    | 1,166    | 1,307 | +12.1% | 3,228  | 3,915  | +21.3%  | 3,798     | 4,448  | +17.1%  |
| Johnson      | 418      | 364   | -12.9% | 1,106  | 1,057  | -4.4%   | 1,404     | 1,295  | -7.8%   |
| Johnson City | 1,618    | 1,694 | +4.7%  | 2,569  | 2,774  | +8.0%   | 2,884     | 3,209  | +11.3%  |
| Knox         | 4,597    | 4,672 | +1.6%  | 7,704  | 8,227  | +6.8%   | 9,168     | 9,904  | +8.0%   |
| Lake         | 137      | 107   | -21.9% | 346    | 277    | -19.9%  | 377       | 338    | -10.3%  |



# 2011 TENNESSEE JUVENILE COURT STATISTICAL DATA

## Child, Case, and Referral Counts

(by Court)

Note: Please see overview on page 3 for explanation of anomalies.

| Court           | Children      |               |            | Cases          |                |              | Referrals      |                |              |
|-----------------|---------------|---------------|------------|----------------|----------------|--------------|----------------|----------------|--------------|
|                 | 2010          | 2011          | +/- %      | 2010           | 2011           | +/- %        | 2010           | 2011           | +/- %        |
| Lauderdale      | 1,151         | 1,093         | -5.0%      | 1,663          | 1,550          | -6.8%        | 1,740          | 1,644          | -5.5%        |
| Lawrence        | 626           | 663           | +5.9%      | 1,243          | 1,466          | +17.9%       | 1,763          | 2,000          | +13.4%       |
| Lewis           | 115           | 130           | +13.0%     | 155            | 154            | -0.6%        | 239            | 195            | -18.4%       |
| Lincoln         | 504           | 442           | -12.3%     | 716            | 702            | -2.0%        | 808            | 834            | +3.2%        |
| Loudon          | 592           | 624           | +5.4%      | 945            | 987            | +4.4%        | 1,008          | 1,025          | +1.7%        |
| Macon           | 500           | 390           | -22.0%     | 874            | 886            | +1.4%        | 1,029          | 1,179          | +14.6%       |
| Madison         | 823           | 805           | -2.2%      | 10,306         | 4,057          | -60.6%       | 10,607         | 4,499          | -57.6%       |
| Marion          | 262           | 246           | -6.1%      | 316            | 417            | +32.0%       | 341            | 439            | +28.7%       |
| Marshall        | 374           | 361           | -3.5%      | 506            | 451            | -10.9%       | 689            | 592            | -14.1%       |
| Maurry          | 1,256         | 1,279         | +1.8%      | 2,261          | 2,326          | +2.9%        | 2,460          | 2,523          | +2.6%        |
| McMinn          | 579           | 518           | -10.5%     | 2,838          | 2,557          | -9.9%        | 3,116          | 2,742          | -12.0%       |
| McNairy         | 172           | 123           | -28.5%     | 209            | 182            | -12.9%       | 231            | 206            | -10.8%       |
| Meigs           | 339           | 335           | -1.2%      | 341            | 335            | -1.8%        | 349            | 343            | -1.7%        |
| Monroe          | 874           | 816           | -6.6%      | 1,574          | 1,641          | +4.3%        | 1,645          | 1,686          | +2.5%        |
| Montgomery      | 1,962         | 2,227         | +13.5%     | 2,602          | 4,378          | +68.3%       | 3,461          | 5,123          | +48.0%       |
| Moore           | 73            | 68            | -6.8%      | 80             | 84             | +5.0%        | 95             | 102            | +7.4%        |
| Morgan          | 305           | 275           | -9.8%      | 512            | 509            | -0.6%        | 514            | 522            | +1.6%        |
| Obion           | 221           | 218           | -1.4%      | 270            | 282            | +4.4%        | 372            | 383            | +3.0%        |
| Overton         | 230           | 270           | +17.4%     | 341            | 320            | -6.2%        | 362            | 331            | -8.6%        |
| Perry           | 29            | 48            | +65.5%     | 32             | 51             | +59.4%       | 32             | 51             | +59.4%       |
| Pickett         | 46            | 37            | -19.6%     | 56             | 49             | -12.5%       | 61             | 54             | -11.5%       |
| Polk            | 70            | 118           | +68.6%     | 71             | 128            | +80.3%       | 98             | 151            | +54.1%       |
| Putnam          | 916           | 872           | -4.8%      | 1,428          | 1,323          | -7.4%        | 1,826          | 1,614          | -11.6%       |
| Rhea            | 72            | 82            | +13.9%     | 76             | 85             | +11.8%       | 78             | 91             | +16.7%       |
| Roane           | 374           | 257           | -31.3%     | 523            | 339            | -35.2%       | 598            | 381            | -36.3%       |
| Robertson       | 1,225         | 1,280         | +4.5%      | 2,071          | 2,176          | +5.1%        | 2,351          | 2,402          | +2.2%        |
| Rutherford      | 1,426         | 1,365         | -4.3%      | 1,943          | 1,825          | -6.1%        | 2,519          | 2,433          | -3.4%        |
| Scott           | 199           | 119           | -40.2%     | 199            | 119            | -40.2%       | 212            | 147            | -30.7%       |
| Sequatchie      | 176           | 192           | +9.1%      | 253            | 291            | +15.0%       | 279            | 337            | +20.8%       |
| Sevier          | 1,661         | 1,585         | -4.6%      | 3,594          | 3,820          | +6.3%        | 4,146          | 4,193          | +1.1%        |
| Shelby          | 12,792        | 12,577        | -1.7%      | 17,276         | 16,764         | -3.0%        | 21,683         | 20,708         | -4.5%        |
| Smith           | 177           | 190           | +7.3%      | 473            | 447            | -5.5%        | 497            | 460            | -7.4%        |
| Stewart         | 250           | 198           | -20.8%     | 952            | 620            | -34.9%       | 1,074          | 753            | -29.9%       |
| Sullivan Div I  | 882           | 831           | -5.8%      | 1,362          | 1,290          | -5.3%        | 1,501          | 1,400          | -6.7%        |
| Sullivan Div II | 1,422         | 1,484         | +4.4%      | 2,240          | 2,464          | +10.0%       | 2,353          | 2,563          | +8.9%        |
| Sumner          | 2,279         | 2,133         | -6.4%      | 3,722          | 3,381          | -9.2%        | 4,280          | 3,947          | -7.8%        |
| Tipton          | 680           | 1,026         | +50.9%     | 1,002          | 1,379          | +37.6%       | 1,182          | 1,560          | +32.0%       |
| Trousdale       | 208           | 159           | -23.6%     | 342            | 232            | -32.2%       | 396            | 250            | -36.9%       |
| Unicoi          | 254           | 289           | +13.8%     | 345            | 375            | +8.7%        | 425            | 414            | -2.6%        |
| Union           | 353           | 441           | +24.9%     | 634            | 806            | +27.1%       | 654            | 821            | +25.5%       |
| Van Buren       | 63            | 57            | -9.5%      | 72             | 61             | -15.3%       | 84             | 71             | -15.5%       |
| Warren          | 527           | 467           | -11.4%     | 714            | 607            | -15.0%       | 975            | 788            | -19.2%       |
| Washington      | 659           | 533           | -19.1%     | 948            | 747            | -21.2%       | 1,005          | 783            | -22.1%       |
| Wayne           | 326           | 410           | +25.8%     | 571            | 763            | +33.6%       | 740            | 1,007          | +36.1%       |
| Weakley         | 414           | 427           | +3.1%      | 532            | 560            | +5.3%        | 614            | 645            | +5.0%        |
| White           | 180           | 191           | +6.1%      | 209            | 230            | +10.0%       | 230            | 282            | +22.6%       |
| Williamson      | 2,111         | 2,011         | -4.7%      | 3,319          | 3,186          | -4.0%        | 4,179          | 4,066          | -2.7%        |
| Wilson          | 2,315         | 2,273         | -1.8%      | 5,810          | 5,570          | -4.1%        | 6,081          | 5,869          | -3.5%        |
| <b>Totals</b>   | <b>84,175</b> | <b>87,583</b> | <b>+4%</b> | <b>151,233</b> | <b>160,538</b> | <b>+6.2%</b> | <b>174,471</b> | <b>183,438</b> | <b>+5.1%</b> |



## 2011 TENNESSEE JUVENILE COURT STATISTICAL DATA

### Referral and Court Counts

(by Type)

|  | Referral Count | % of All Referrals | Court Count | % of All Courts |
|--|----------------|--------------------|-------------|-----------------|
| <b>Offenses Against Persons</b>        |                |                    |             |                 |
| Criminal Homicide                      | 10             | 0.01%              | 9           | 9.2%            |
| 1st Degree Murder                      | 23             | 0.01%              | 15          | 15.3%           |
| 2nd Degree Murder                      | 8              | 0.00%              | 6           | 6.1%            |
| Aggravated Rape                        | 30             | 0.02%              | 13          | 13.3%           |
| Rape of a Child                        | 176            | 0.10%              | 51          | 52.0%           |
| Aggravated Vehicular Homicide          | 4              | 0.00%              | 4           | 4.1%            |
| Esp. Aggravated Robbery                | 27             | 0.01%              | 13          | 13.3%           |
| Esp. Aggravated Kidnapping             | 16             | 0.01%              | 4           | 4.1%            |
| Aggravated Robbery                     | 295            | 0.16%              | 28          | 28.6%           |
| Aggravated Kidnapping                  | 17             | 0.01%              | 6           | 6.1%            |
| Aggravated Child Abuse / Neglect       | 32             | 0.02%              | 8           | 8.2%            |
| Aggravated Sexual Battery              | 162            | 0.09%              | 44          | 44.9%           |
| Rape                                   | 47             | 0.03%              | 23          | 23.5%           |
| Voluntary Manslaughter                 | 2              | 0.00%              | 2           | 2.0%            |
| Vehicular Homicide                     | 3              | 0.00%              | 2           | 2.0%            |
| Sexual Abuse of a Child                | 20             | 0.01%              | 10          | 10.2%           |
| Other Sexual Offenses                  | 291            | 0.16%              | 52          | 53.1%           |
| Aggravated Assault                     | 882            | 0.48%              | 77          | 78.6%           |
| Robbery                                | 217            | 0.12%              | 22          | 22.4%           |
| Criminally Negligent Homicide          | 1              | 0.00%              | 1           | 1.0%            |
| Attempted Crime Against a Person       | 74             | 0.04%              | 20          | 20.4%           |
| Assault                                | 6,661          | 3.63%              | 97          | 99.0%           |
| Reckless Endangerment                  | 316            | 0.17%              | 60          | 61.2%           |
| <b>Total</b>                           | <b>9,314</b>   | <b>5.08%</b>       |             |                 |
| <b>Offenses Against Property</b>       |                |                    |             |                 |
| Aggravated Arson                       | 22             | 0.01%              | 11          | 11.2%           |
| Arson                                  | 67             | 0.04%              | 27          | 27.6%           |
| Aggravated Burglary                    | 1,298          | 0.71%              | 72          | 73.5%           |
| Theft of Property                      | 6,493          | 3.54%              | 96          | 98.0%           |
| Vandalism                              | 2,776          | 1.51%              | 94          | 95.9%           |
| Forgery                                | 95             | 0.05%              | 29          | 29.6%           |
| Worthless Checks                       | 2              | 0.00%              | 2           | 2.0%            |
| Illegal Poss/Use of Credit/Debit Cards | 80             | 0.04%              | 23          | 23.5%           |
| Burglary                               | 1,121          | 0.61%              | 83          | 84.7%           |
| Unauthorized Use of a Vehicle          | 180            | 0.10%              | 35          | 35.7%           |
| Cruelty to Animals                     | 54             | 0.03%              | 14          | 14.3%           |
| <b>Total</b>                           | <b>12,188</b>  | <b>6.64%</b>       |             |                 |





## 2011 TENNESSEE JUVENILE COURT STATISTICAL DATA

### Referral and Court Counts

(by Type)

|                                      | Referral Count | % of All Referrals | Court Count | % of All Courts |
|--------------------------------------|----------------|--------------------|-------------|-----------------|
| <b>Illegal Conduct</b>               |                |                    |             |                 |
| Sale of Controlled Substances        | 318            | 0.17%              | 37          | 37.8%           |
| Other Drug Offenses                  | 1,895          | 1.03%              | 85          | 86.7%           |
| Possession of Controlled Substances  | 2,944          | 1.60%              | 88          | 89.8%           |
| Criminal Attempt                     | 179            | 0.10%              | 17          | 17.3%           |
| Carrying Weapons on School Property  | 441            | 0.24%              | 55          | 56.1%           |
| Unlawful Carrying / Poss of a Weapon | 711            | 0.39%              | 60          | 61.2%           |
| Evading Arrest                       | 724            | 0.39%              | 69          | 70.4%           |
| Escape                               | 228            | 0.12%              | 32          | 32.7%           |
| Driving Under Influence (DUI)        | 181            | 0.10%              | 68          | 69.4%           |
| Possession/Consumption of Alcohol    | 2,148          | 1.17%              | 96          | 98.0%           |
| Resist Stop/Frisk/Halt/Arrest/Search | 661            | 0.36%              | 65          | 66.3%           |
| Aggravated Criminal Trespass         | 104            | 0.06%              | 24          | 24.5%           |
| Harassment                           | 255            | 0.14%              | 64          | 65.3%           |
| Failure to Appear                    | 250            | 0.14%              | 20          | 20.4%           |
| Filing a False Police Report         | 197            | 0.11%              | 56          | 57.1%           |
| Criminal Impersonation               | 163            | 0.09%              | 35          | 35.7%           |
| Disorderly Conduct                   | 4,848          | 2.64%              | 88          | 89.8%           |
| Criminal Trespass                    | 1,738          | 0.95%              | 75          | 76.5%           |
| Public Intoxication                  | 577            | 0.31%              | 66          | 67.3%           |
| Gambling                             | 92             | 0.05%              | 7           | 7.1%            |
| Traffic                              | 13,586         | 7.41%              | 95          | 96.9%           |
| Local Ordinances                     | 133            | 0.07%              | 27          | 27.6%           |
| Violation of Wildlife Regulations    | 145            | 0.08%              | 35          | 35.7%           |
| Contempt of Court                    | 3,620          | 1.97%              | 45          | 45.9%           |
| Violation of Probation               | 4,578          | 2.50%              | 88          | 89.8%           |
| Violation of Aftercare               | 306            | 0.17%              | 48          | 49.0%           |
| <b>Total</b>                         | <b>41,022</b>  | <b>22.36%</b>      |             |                 |
| <b>Status Offenses</b>               |                |                    |             |                 |
| Unruly Behavior                      | 3,880          | 2.12%              | 94          | 95.9%           |
| Truancy                              | 9,074          | 4.95%              | 96          | 98.0%           |
| In-State Runaway                     | 1,875          | 1.02%              | 84          | 85.7%           |
| Out-of-State Runaway                 | 47             | 0.03%              | 19          | 19.4%           |
| Possession of Tobacco Products       | 2,948          | 1.61%              | 94          | 95.9%           |
| Violation of a Valid Court Order     | 899            | 0.49%              | 41          | 41.8%           |
| Violation of Curfew                  | 2,507          | 1.37%              | 68          | 69.4%           |
| <b>Total</b>                         | <b>21,230</b>  | <b>11.59%</b>      |             |                 |
| <b>Dependency/Neglect</b>            |                |                    |             |                 |
| Sexually Abused Child                | 48             | 0.03%              | 11          | 11.2%           |
| Physically Abused Child              | 42             | 0.02%              | 16          | 16.3%           |
| Dependency / Neglect                 | 13,118         | 7.15%              | 79          | 80.6%           |
| Termination of Parental Rights       | 794            | 0.43%              | 43          | 43.9%           |
| <b>Total</b>                         | <b>14,002</b>  | <b>7.63%</b>       |             |                 |



## 2011 TENNESSEE JUVENILE COURT STATISTICAL DATA

### Referral and Court Counts

(by Type)

|                                    | Referral Count | % of All Referrals | Court Count | % of All Courts |
|------------------------------------|----------------|--------------------|-------------|-----------------|
| <b>Other Violation Proceedings</b> |                |                    |             |                 |
| Violation of Pretrial Diversion    | 194            | 0.11%              | 15          | 15.3%           |
| Violation of Informal Adjustment   | 102            | 0.06%              | 18          | 18.4%           |
| <b>Total</b>                       | <b>296</b>     | <b>0.17%</b>       |             |                 |
| <b>Parentage</b>                   |                |                    |             |                 |
| Custody                            | 8,689          | 4.74%              | 68          | 69.4%           |
| Visitation                         | 2,083          | 1.14%              | 52          | 53.1%           |
| Paternity / Legitimation           | 2,224          | 1.21%              | 55          | 56.1%           |
| Child Support                      | 15,458         | 8.43%              | 45          | 45.9%           |
| <b>Total</b>                       | <b>28,454</b>  | <b>15.52%</b>      |             |                 |
| <b>Special Proceedings</b>         |                |                    |             |                 |
| Judicial Review                    | 29,048         | 15.84%             | 67          | 68.4%           |
| Administrative Review              | 10,434         | 5.69%              | 28          | 28.6%           |
| Foster Care Review                 | 3,257          | 1.78%              | 31          | 31.6%           |
| Request for Medical Treatment      | 268            | 0.15%              | 5           | 5.1%            |
| Consent to Marry                   | 3              | 0.00%              | 2           | 2.0%            |
| <b>Total</b>                       | <b>43,010</b>  | <b>23.46%</b>      |             |                 |
| <b>All Other Referrals</b>         |                |                    |             |                 |
| Other                              | 13,922         | 7.59%              | 79          | 80.6%           |
| <b>Total</b>                       | <b>13,922</b>  | <b>7.59%</b>       |             |                 |
| <b>Grand Totals</b>                | <b>183,438</b> | <b>100.00%</b>     |             |                 |



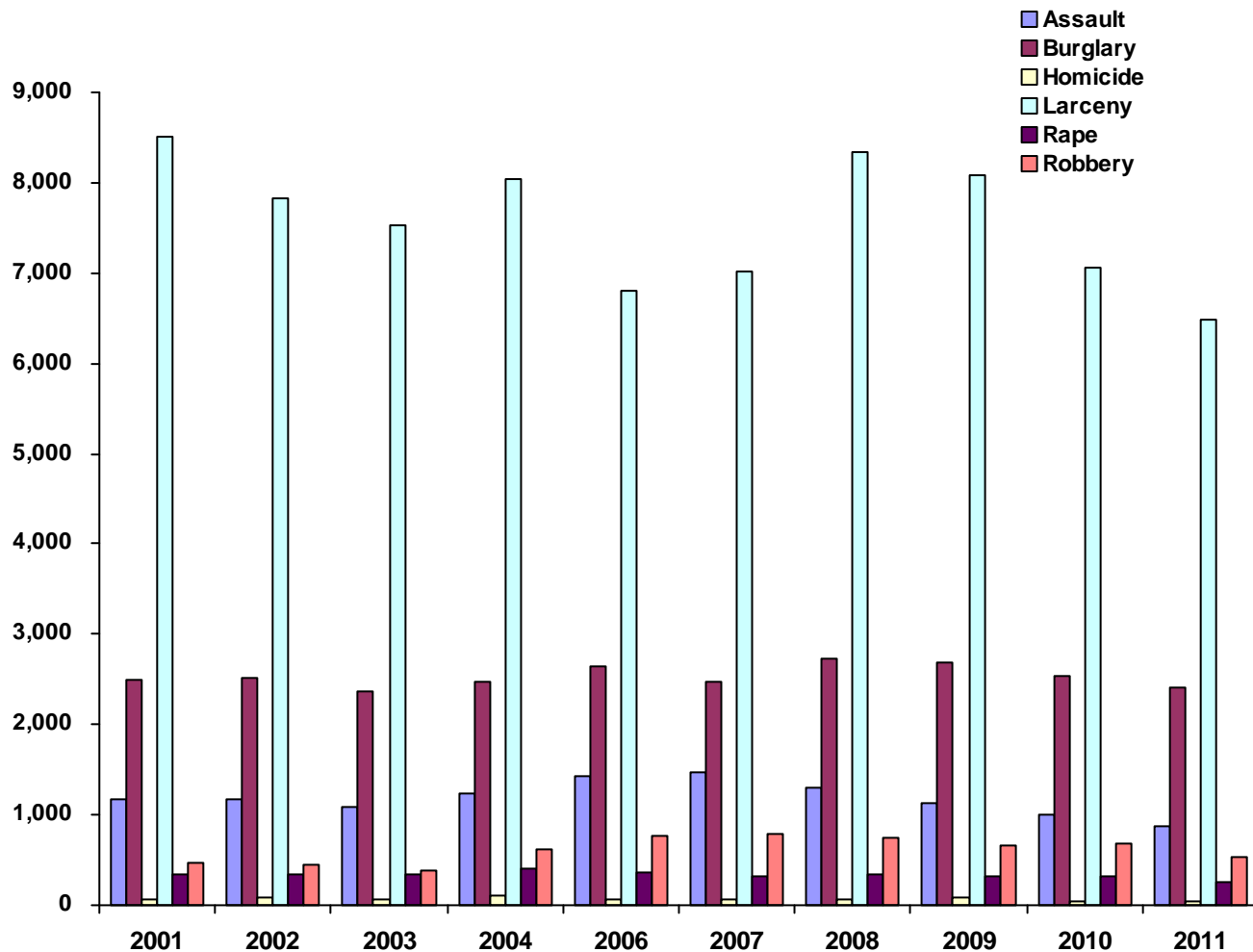
# Trends



# 2011 TENNESSEE JUVENILE COURT STATISTICAL DATA

## Trends Over Time for Calendar Years 2001 - 2011

### Referrals for Aggravated Assault, Burglary, Homicide, Larceny, Rape, Robbery



|               | 2001          | 2002          | 2003          | 2004          | 2006          | 2007          | 2008          | 2009          | 2010          | 2011          |
|---------------|---------------|---------------|---------------|---------------|---------------|---------------|---------------|---------------|---------------|---------------|
| Assault       | 1,177         | 1,178         | 1,096         | 1,233         | 1,423         | 1,478         | 1,303         | 1,129         | 1,008         | 882           |
| Burglary      | 2,492         | 2,514         | 2,360         | 2,472         | 2,641         | 2,472         | 2,732         | 2,692         | 2,542         | 2,419         |
| Homicide      | 64            | 84            | 66            | 104           | 68            | 67            | 62            | 77            | 51            | 48            |
| Larceny       | 8,520         | 7,817         | 7,521         | 8,033         | 6,798         | 7,020         | 8,343         | 8,082         | 7,057         | 6,493         |
| Rape          | 341           | 346           | 345           | 396           | 359           | 323           | 347           | 328           | 314           | 253           |
| Robbery       | 461           | 457           | 391           | 626           | 771           | 781           | 756           | 657           | 681           | 539           |
| <b>Totals</b> | <b>13,055</b> | <b>12,396</b> | <b>11,779</b> | <b>12,864</b> | <b>12,060</b> | <b>12,141</b> | <b>13,543</b> | <b>12,965</b> | <b>11,653</b> | <b>10,634</b> |

Burglary includes: Aggravated Burglary and Burglary

Homicide includes: Criminal Homicide, First and Second Degree Murder, Aggravated Vehicular Homicide, Vehicular Homicide

Larceny includes: Theft of Property

Rape includes: Aggravated Rape, Rape of a Child and Rape

Robbery includes: Especially Aggravated Robbery, Aggravated Robbery and Robbery

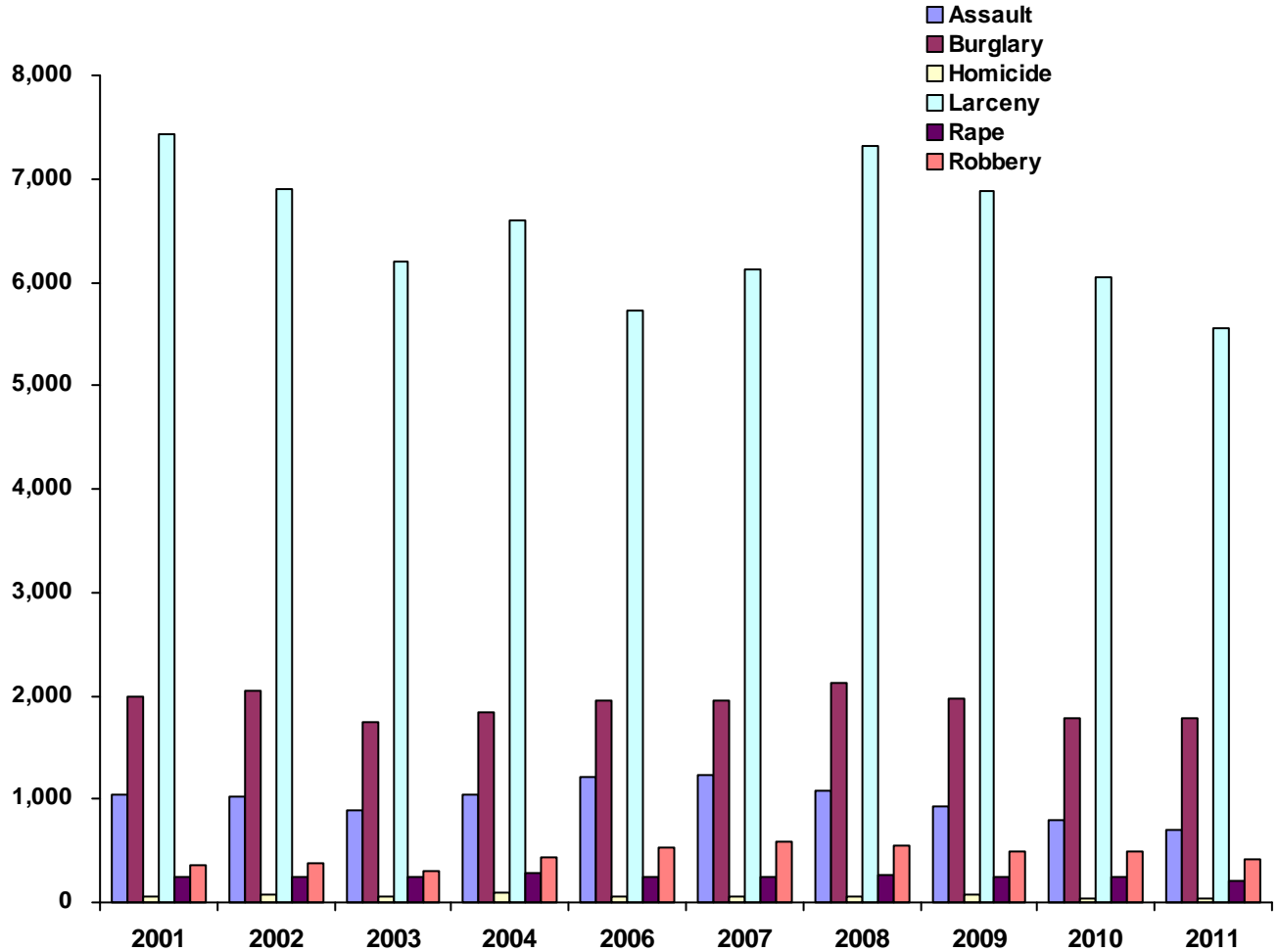
Note: Calendar Year 2005 data has been omitted because not all data was available.



# 2011 TENNESSEE JUVENILE COURT STATISTICAL DATA

## Trends Over Time for Calendar Years 2001 - 2011

### Children Referred for Aggravated Assault, Burglary, Homicide, Larceny, Rape, Robbery



|               | 2001          | 2002          | 2003         | 2004          | 2006         | 2007          | 2008          | 2009          | 2010         | 2011         |
|---------------|---------------|---------------|--------------|---------------|--------------|---------------|---------------|---------------|--------------|--------------|
| Assault       | 1,051         | 1,019         | 891          | 1,040         | 1,214        | 1,227         | 1,073         | 920           | 797          | 709          |
| Burglary      | 1,999         | 2,048         | 1,740        | 1,845         | 1,961        | 1,949         | 2,131         | 1,965         | 1,777        | 1,774        |
| Homicide      | 61            | 84            | 56           | 97            | 62           | 61            | 60            | 74            | 42           | 43           |
| Larceny       | 7,439         | 6,905         | 6,206        | 6,598         | 5,718        | 6,119         | 7,318         | 6,885         | 6,056        | 5,546        |
| Rape          | 252           | 252           | 240          | 280           | 244          | 254           | 266           | 239           | 239          | 200          |
| Robbery       | 368           | 373           | 306          | 442           | 527          | 595           | 551           | 502           | 487          | 421          |
| <b>Totals</b> | <b>11,170</b> | <b>10,681</b> | <b>9,439</b> | <b>10,302</b> | <b>9,726</b> | <b>10,205</b> | <b>11,399</b> | <b>10,585</b> | <b>9,398</b> | <b>8,693</b> |

Burglary includes: Aggravated Burglary and Burglary

Homicide includes: Criminal Homicide, First and Second Degree Murder, Aggravated Vehicular Homicide, Vehicular Homicide

Larceny includes: Theft of Property

Rape includes: Aggravated Rape, Rape of a Child and Rape

Robbery includes: Especially Aggravated Robbery, Aggravated Robbery and Robbery

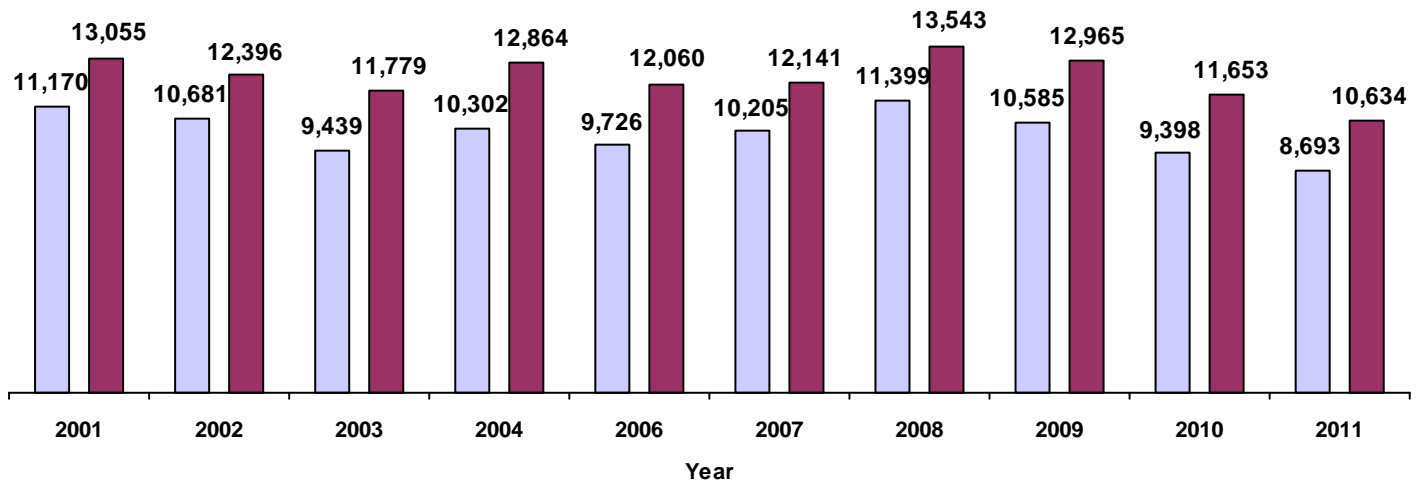
Note: Calendar Year 2005 data has been omitted because not all data was available.



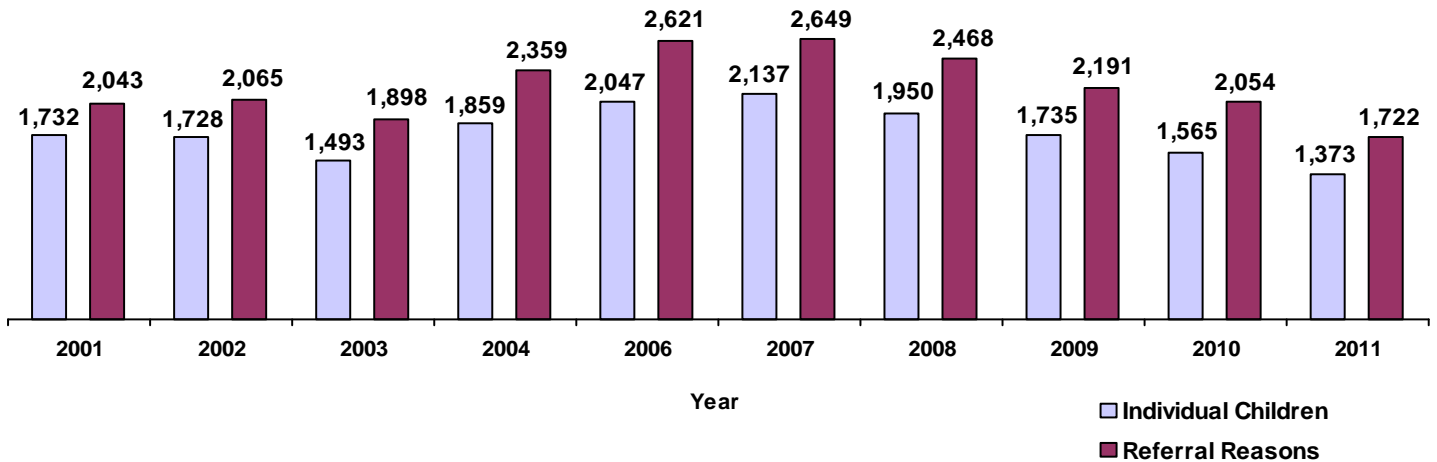
# 2011 TENNESSEE JUVENILE COURT STATISTICAL DATA

## Trends Over Time for Calendar Years 2001 - 2011

**Crime Index by Individual Children and Referrals**  
(Homicide, Robbery, Aggravated Assault, Rape, Larceny, and Burglary)



**Violent Crime Index by Individual Children and Referrals**  
(Homicide, Robbery, Aggravated Assault, and Rape)



Homicide includes: Criminal Homicide, First and Second Degree Murder, Aggravated Vehicular Homicide, Vehicular Homicide  
 Robbery includes: Especially Aggravated Robbery, Aggravated Robbery and Robbery  
 Rape includes: Aggravated Rape, Rape of a Child and Rape  
 Larceny includes: Theft of Property  
 Burglary includes: Aggravated Burglary and Burglary

Note: Calendar Year 2005 data has been omitted because not all data was available.

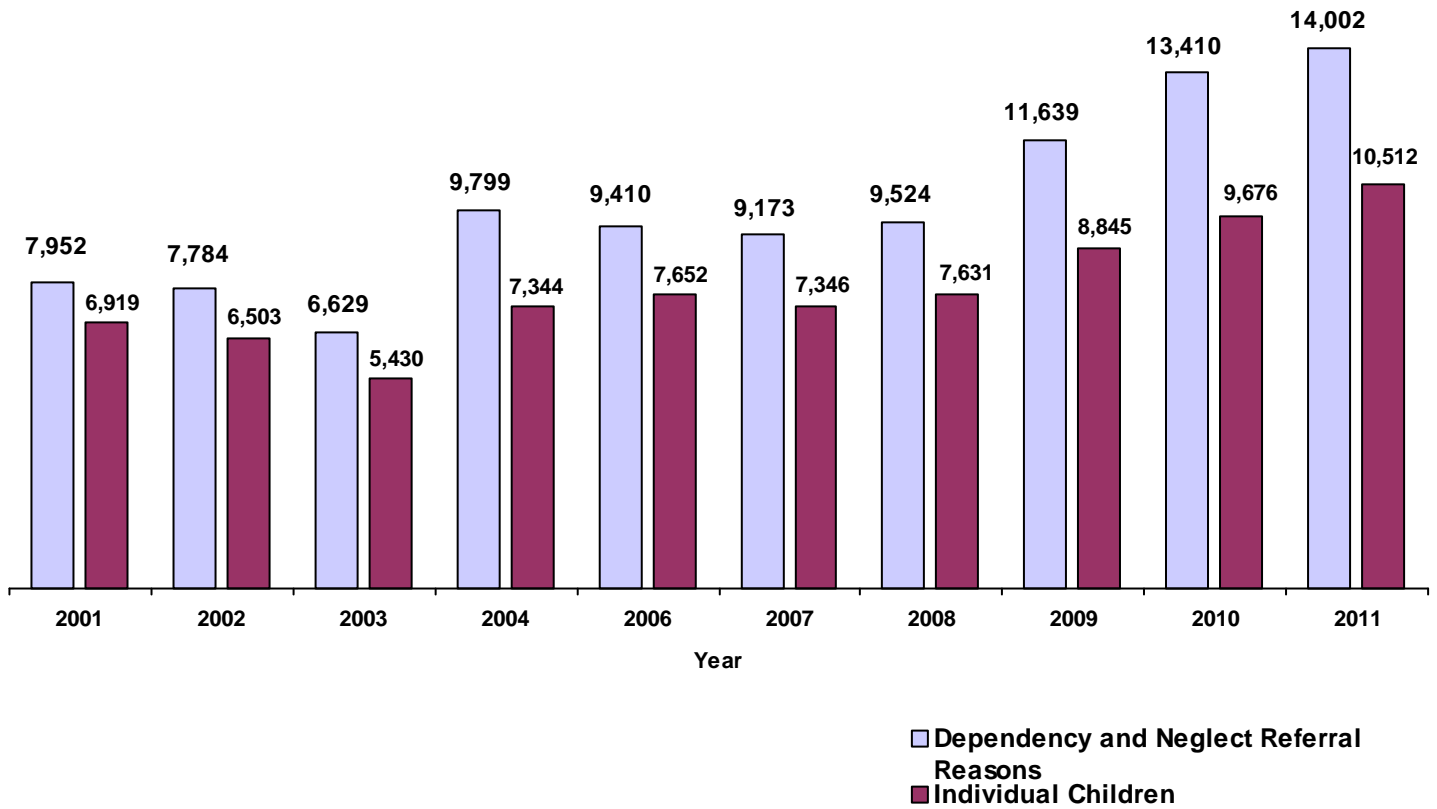


Tennessee Council of Juvenile & Family Court Judges  
 Administrative Office of the Courts

# 2011 TENNESSEE JUVENILE COURT STATISTICAL DATA

## Trends Over Time for Calendar Years 2001 - 2011

### Neglected, Dependent and Abused Referrals and Individual Children Referred



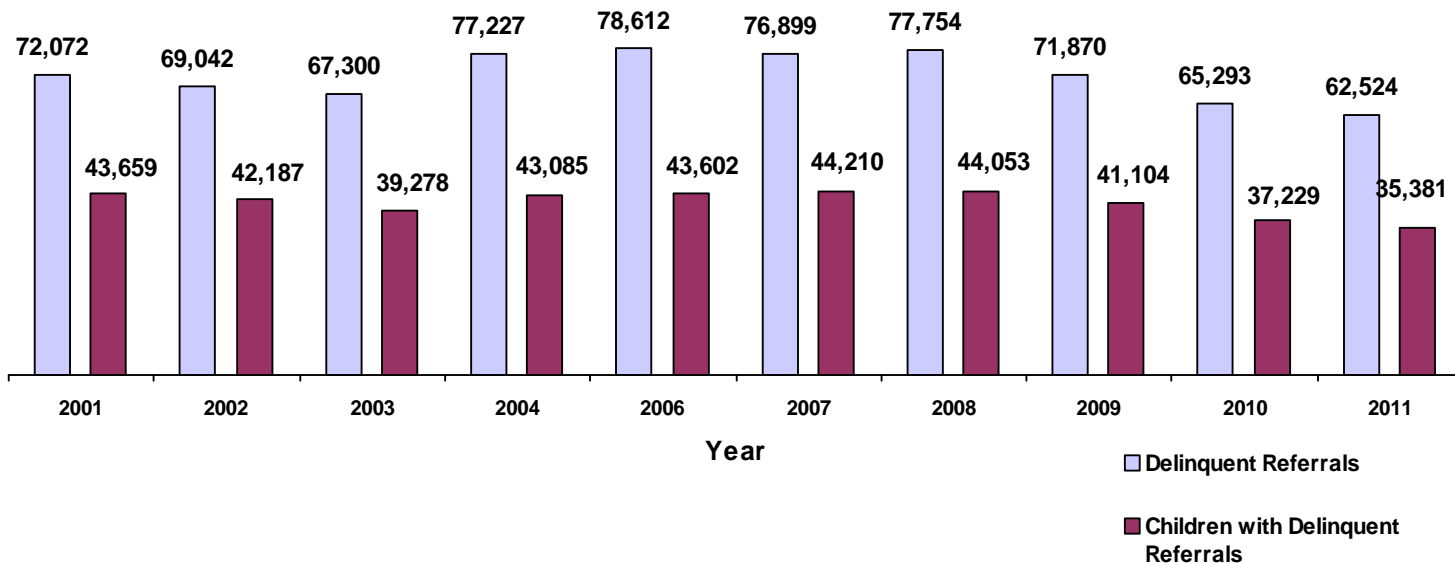
Note: Calendar Year 2005 data has been omitted because not all data was available.



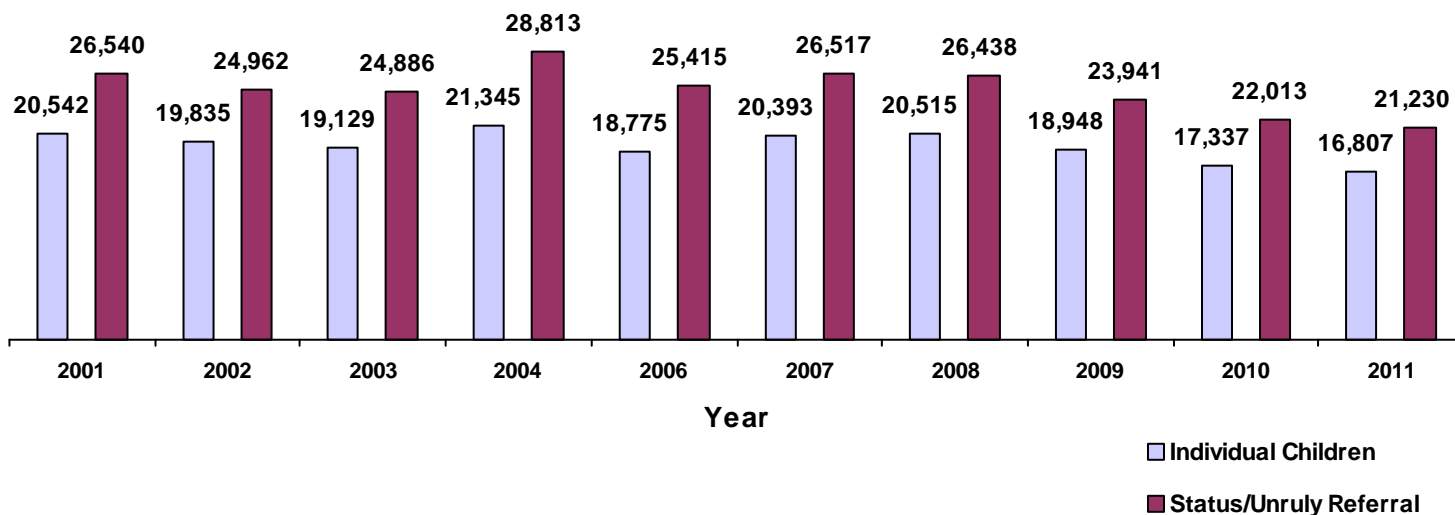
# 2011 TENNESSEE JUVENILE COURT STATISTICAL DATA

## Trends Over Time for Calendar Years 2001 - 2011

### Delinquent Referral Reasons and Individual Children Referred



### Status/Unruly Referral Reasons and Individual Children Referred



Note: Calendar Year 2005 data has been omitted because not all data was available.

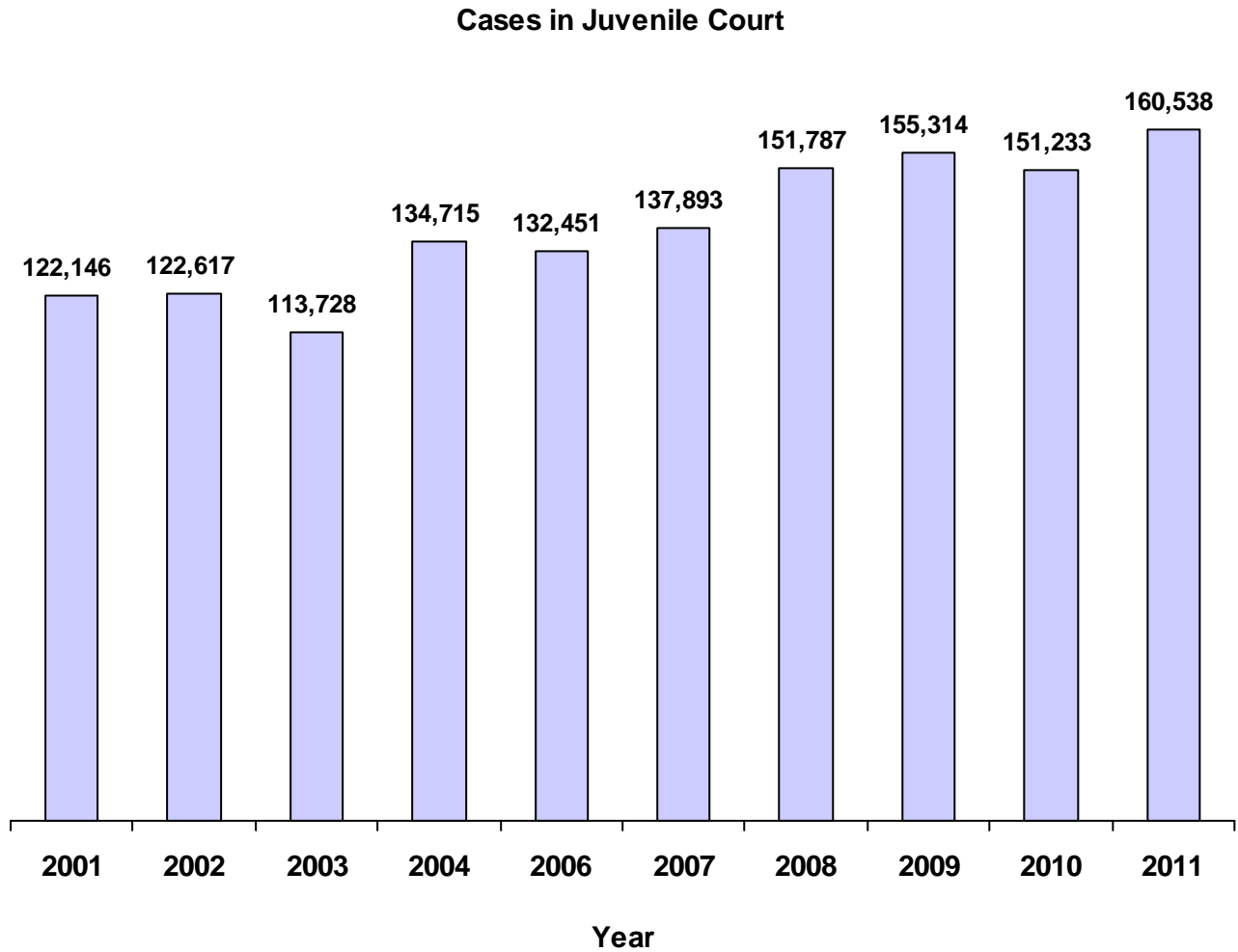


Tennessee Council of Juvenile & Family Court Judges  
 Administrative Office of the Courts



# 2011 TENNESSEE JUVENILE COURT STATISTICAL DATA

## Trends Over Time for Calendar Years 2001 - 2011



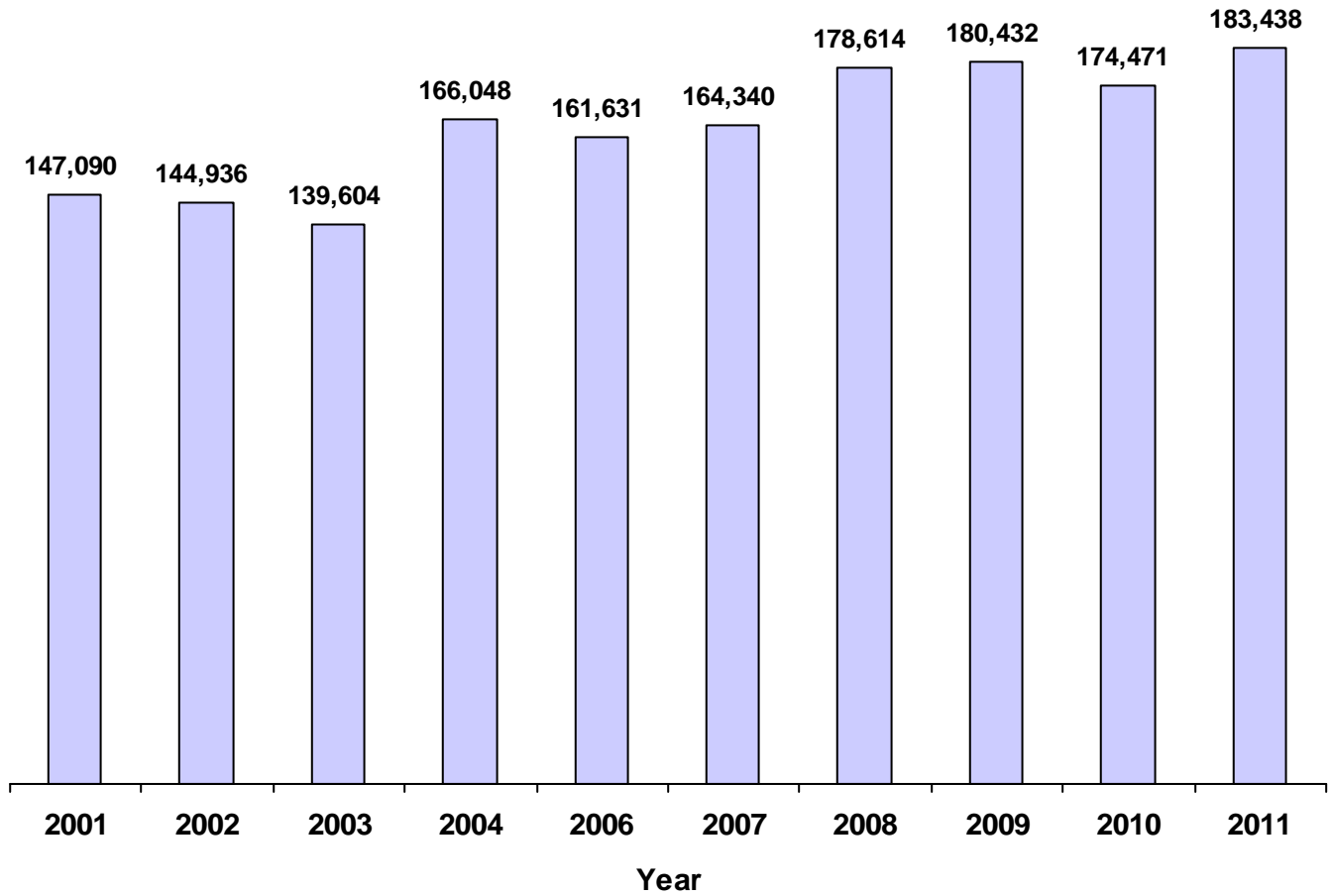
Note: Calendar Year 2005 data has been omitted because not all data was available.



# 2011 TENNESSEE JUVENILE COURT STATISTICAL DATA

## Trends Over Time for Calendar Years 2001 - 2011

### Referrals to Juvenile Court



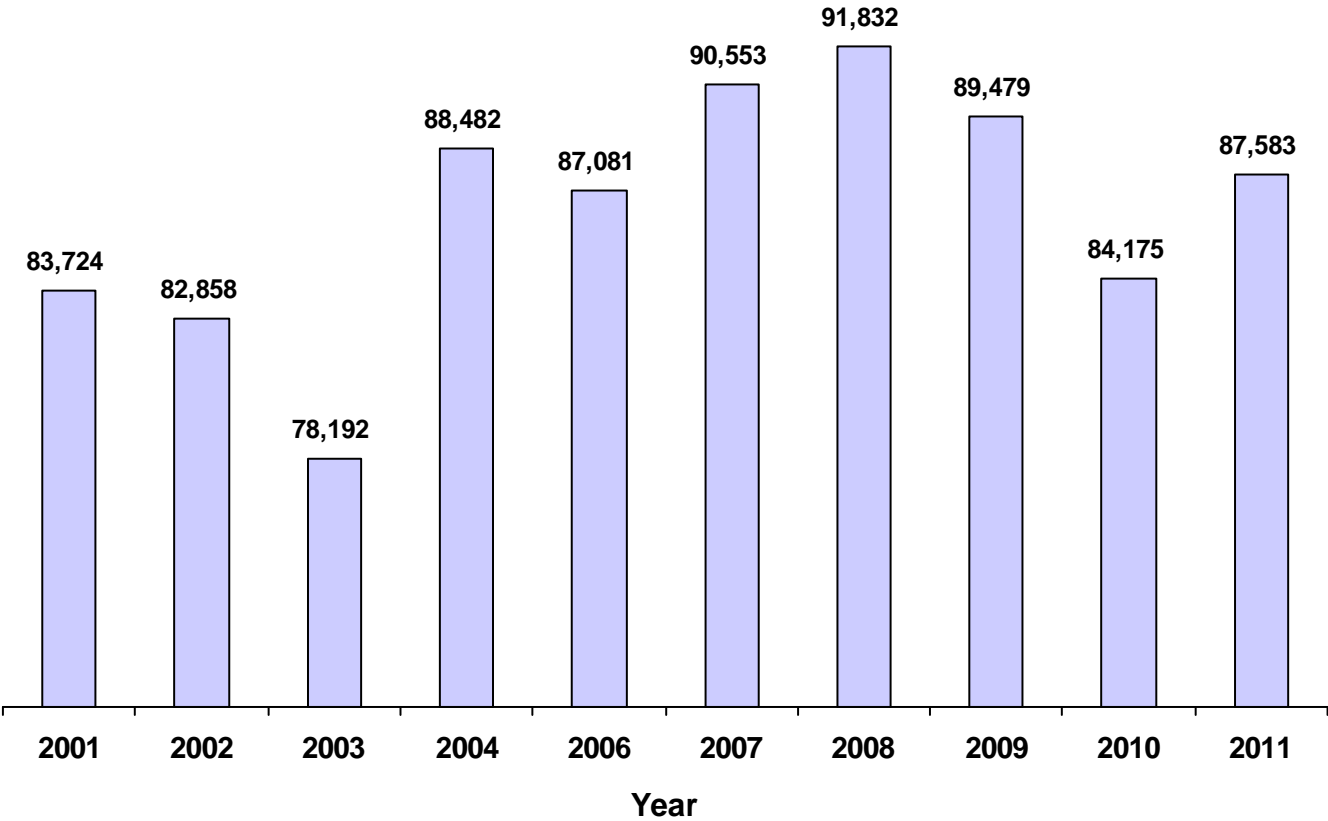
Note: Calendar Year 2005 data has been omitted because not all data was available.



2011 TENNESSEE JUVENILE COURT STATISTICAL DATA

Trends Over Time for Calendar Years 2001 - 2011

Children Referred to Tennessee Juvenile Courts



Note: Calendar Year 2005 data has been omitted because not all data was available.

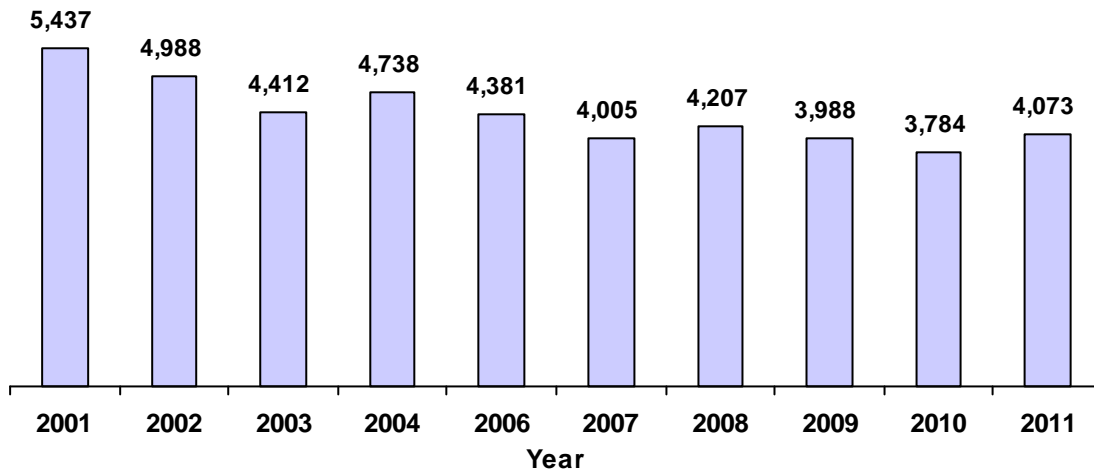


Tennessee Council of Juvenile & Family Court Judges  
Administrative Office of the Courts

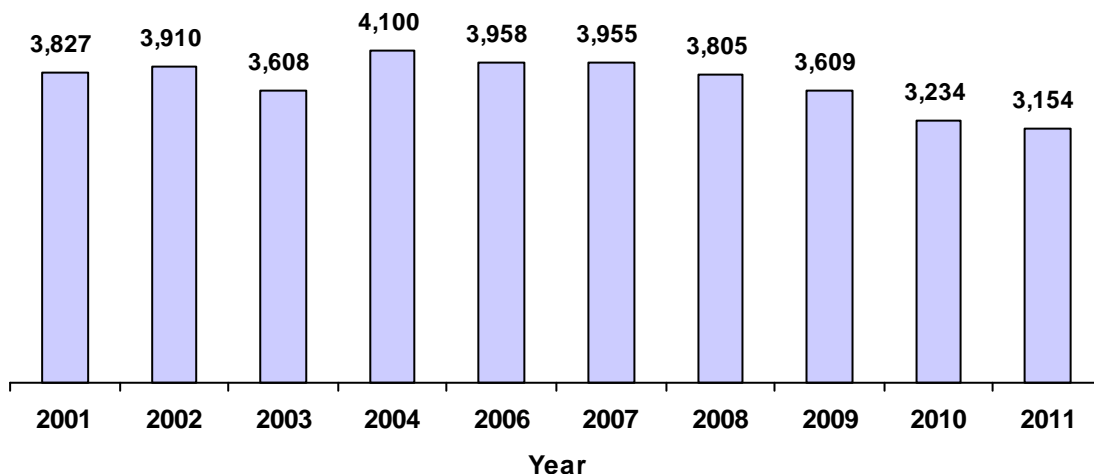
# 2011 TENNESSEE JUVENILE COURT STATISTICAL DATA

## Trends Over Time for Calendar Years 2001 - 2011

**Commitments to Department of Children Services (DCS, DHS, DYD)  
for Secure or Non-Secure Placement with Referrals of  
Delinquent, Status, Dependency or Neglect**



**Children Referred to Juvenile Court with  
Violation of Probation or Violation of Aftercare**



Note: Calendar Year 2005 data has been omitted because not all data was available.



# Appendix



## 2011 TENNESSEE JUVENILE COURT STATISTICAL DATA

### Children Under Age 18 Transferred to Adult Court (by Court)

| Court         | White Male | African American Male | Other Race Male | White Female | African American Female | Other Race Female | Unknown Race or Sex | Total      | % of Total |
|---------------|------------|-----------------------|-----------------|--------------|-------------------------|-------------------|---------------------|------------|------------|
| Shelby        | 7          | 74                    | 0               | 1            | 1                       | 0                 | 0                   | 83         | 55.0%      |
| Hamilton      | 0          | 14                    | 0               | 0            | 2                       | 0                 | 0                   | 16         | 10.6%      |
| Davidson      | 0          | 8                     | 0               | 0            | 1                       | 0                 | 1                   | 10         | 6.6%       |
| Sumner        | 5          | 1                     | 0               | 0            | 0                       | 0                 | 2                   | 8          | 5.3%       |
| Knox          | 1          | 3                     | 0               | 0            | 0                       | 0                 | 0                   | 4          | 2.6%       |
| Dyer          | 1          | 2                     | 0               | 0            | 0                       | 0                 | 0                   | 3          | 2.0%       |
| Jefferson     | 1          | 0                     | 0               | 1            | 0                       | 0                 | 1                   | 3          | 2.0%       |
| McMinn        | 2          | 0                     | 1               | 0            | 0                       | 0                 | 0                   | 3          | 2.0%       |
| Wilson        | 0          | 3                     | 0               | 0            | 0                       | 0                 | 0                   | 3          | 2.0%       |
| Carroll       | 1          | 0                     | 0               | 1            | 0                       | 0                 | 0                   | 2          | 1.3%       |
| Gibson        | 0          | 2                     | 0               | 0            | 0                       | 0                 | 0                   | 2          | 1.3%       |
| Hardeman      | 1          | 1                     | 0               | 0            | 0                       | 0                 | 0                   | 2          | 1.3%       |
| Anderson      | 1          | 0                     | 0               | 0            | 0                       | 0                 | 0                   | 1          | 0.7%       |
| Benton        | 1          | 0                     | 0               | 0            | 0                       | 0                 | 0                   | 1          | 0.7%       |
| Bledsoe       | 0          | 1                     | 0               | 0            | 0                       | 0                 | 0                   | 1          | 0.7%       |
| Bradley       | 1          | 0                     | 0               | 0            | 0                       | 0                 | 0                   | 1          | 0.7%       |
| Cheatham      | 1          | 0                     | 0               | 0            | 0                       | 0                 | 0                   | 1          | 0.7%       |
| Giles         | 0          | 1                     | 0               | 0            | 0                       | 0                 | 0                   | 1          | 0.7%       |
| Hamblen       | 1          | 0                     | 0               | 0            | 0                       | 0                 | 0                   | 1          | 0.7%       |
| Loudon        | 1          | 0                     | 0               | 0            | 0                       | 0                 | 0                   | 1          | 0.7%       |
| Maury         | 0          | 0                     | 1               | 0            | 0                       | 0                 | 0                   | 1          | 0.7%       |
| Montgomery    | 0          | 1                     | 0               | 0            | 0                       | 0                 | 0                   | 1          | 0.7%       |
| Putnam        | 1          | 0                     | 0               | 0            | 0                       | 0                 | 0                   | 1          | 0.7%       |
| Scott         | 1          | 0                     | 0               | 0            | 0                       | 0                 | 0                   | 1          | 0.7%       |
| <b>Totals</b> | <b>27</b>  | <b>111</b>            | <b>2</b>        | <b>3</b>     | <b>4</b>                | <b>0</b>          | <b>4</b>            | <b>151</b> |            |

\* Based on age at time of case disposition



# 2011 TENNESSEE JUVENILE COURT STATISTICAL DATA

## Children Under Age 18 at Time of Referral (by Court)

WM = White Male  
AM = Asian Male  
WF = White Female  
AF = Asian Female  
WU = White Unknown Sex  
AU = Asian Unknown Sex

AAM = African American Male  
MRM = Mixed Race Male  
AAF = African American Female  
MRF = Mixed Race Female  
AAU = African American Unknown Sex  
MRU = Mixed Race Unknown Sex

NAM = Native American Male  
UM = Unknown Race Male  
NAF = Native American Female  
UF = Unknown Race Female  
NAU = Native American Unknown Sex  
UU = Unknown Race Unknown Sex

| Court        | WM    | AAM   | NAM | AM | MRM | UM  | WF    | AAF   | NAF | AF | MRF | UF  | WU | AAU | NAU | AU | MRU | UU  | Total |
|--------------|-------|-------|-----|----|-----|-----|-------|-------|-----|----|-----|-----|----|-----|-----|----|-----|-----|-------|
| Anderson     | 736   | 43    | 0   | 2  | 6   | 10  | 645   | 26    | 0   | 6  | 9   | 15  | 1  | 0   | 0   | 0  | 0   | 3   | 1,502 |
| Bedford      | 190   | 21    | 0   | 0  | 1   | 0   | 114   | 13    | 0   | 0  | 0   | 1   | 0  | 0   | 0   | 0  | 0   | 0   | 340   |
| Benton       | 148   | 4     | 0   | 0  | 0   | 0   | 113   | 4     | 0   | 0  | 2   | 0   | 0  | 0   | 0   | 0  | 0   | 0   | 271   |
| Bledsoe      | 64    | 12    | 0   | 0  | 4   | 0   | 33    | 1     | 0   | 0  | 0   | 0   | 0  | 0   | 0   | 0  | 0   | 0   | 114   |
| Blount       | 1,267 | 86    | 6   | 0  | 46  | 1   | 1,172 | 68    | 1   | 1  | 53  | 8   | 0  | 0   | 0   | 0  | 0   | 1   | 2,710 |
| Bradley      | 462   | 36    | 0   | 1  | 10  | 14  | 279   | 26    | 0   | 0  | 8   | 6   | 0  | 0   | 0   | 0  | 0   | 1   | 843   |
| Bristol      | 353   | 15    | 0   | 0  | 5   | 3   | 274   | 15    | 0   | 4  | 0   | 6   | 0  | 0   | 0   | 0  | 0   | 0   | 675   |
| Campbell     | 344   | 1     | 0   | 0  | 0   | 0   | 203   | 0     | 0   | 0  | 0   | 0   | 0  | 0   | 0   | 0  | 0   | 0   | 548   |
| Cannon       | 109   | 0     | 0   | 0  | 1   | 0   | 74    | 1     | 0   | 0  | 2   | 0   | 0  | 0   | 0   | 0  | 0   | 0   | 187   |
| Carroll      | 112   | 17    | 0   | 0  | 6   | 0   | 72    | 6     | 0   | 0  | 5   | 1   | 0  | 0   | 0   | 0  | 0   | 0   | 219   |
| Carter       | 377   | 1     | 0   | 0  | 5   | 2   | 339   | 0     | 0   | 0  | 0   | 1   | 0  | 0   | 0   | 0  | 0   | 0   | 725   |
| Cheatham     | 344   | 11    | 0   | 1  | 5   | 28  | 217   | 6     | 1   | 0  | 4   | 36  | 0  | 0   | 0   | 0  | 0   | 2   | 655   |
| Chester      | 82    | 26    | 0   | 0  | 5   | 0   | 61    | 11    | 0   | 0  | 10  | 0   | 0  | 0   | 0   | 0  | 0   | 0   | 195   |
| Claiborne    | 188   | 3     | 0   | 0  | 4   | 0   | 155   | 0     | 1   | 0  | 5   | 0   | 0  | 0   | 0   | 0  | 0   | 0   | 356   |
| Clay         | 66    | 3     | 0   | 0  | 2   | 3   | 44    | 1     | 0   | 0  | 3   | 0   | 0  | 0   | 0   | 0  | 0   | 0   | 122   |
| Cocke        | 572   | 19    | 1   | 2  | 11  | 13  | 492   | 18    | 3   | 4  | 12  | 4   | 2  | 0   | 0   | 0  | 1   | 1   | 1,155 |
| Coffee       | 106   | 5     | 0   | 0  | 0   | 0   | 40    | 2     | 0   | 0  | 0   | 0   | 0  | 0   | 0   | 0  | 0   | 0   | 153   |
| Crockett     | 42    | 6     | 0   | 0  | 15  | 1   | 13    | 3     | 0   | 0  | 3   | 0   | 0  | 0   | 0   | 0  | 0   | 0   | 83    |
| Cumberland   | 188   | 2     | 0   | 0  | 0   | 1   | 111   | 0     | 0   | 0  | 0   | 2   | 0  | 0   | 0   | 0  | 0   | 0   | 304   |
| Davidson     | 958   | 2,206 | 1   | 41 | 89  | 632 | 760   | 1,861 | 0   | 23 | 87  | 507 | 6  | 14  | 0   | 0  | 1   | 375 | 7,561 |
| Decatur      | 82    | 4     | 0   | 0  | 2   | 0   | 50    | 4     | 0   | 0  | 3   | 0   | 0  | 0   | 0   | 0  | 0   | 0   | 145   |
| DeKalb       | 106   | 3     | 0   | 0  | 1   | 1   | 51    | 1     | 0   | 0  | 0   | 0   | 0  | 0   | 0   | 0  | 0   | 0   | 163   |
| Dickson      | 459   | 48    | 2   | 2  | 15  | 116 | 339   | 35    | 1   | 0  | 20  | 125 | 1  | 3   | 0   | 0  | 0   | 21  | 1,187 |
| Dyer         | 199   | 74    | 0   | 0  | 0   | 3   | 123   | 34    | 0   | 0  | 2   | 1   | 0  | 0   | 0   | 0  | 0   | 1   | 437   |
| Fayette      | 97    | 91    | 0   | 1  | 4   | 0   | 78    | 71    | 0   | 0  | 0   | 3   | 0  | 0   | 0   | 0  | 0   | 3   | 348   |
| Fentress     | 110   | 7     | 0   | 0  | 1   | 0   | 76    | 0     | 0   | 0  | 0   | 0   | 0  | 0   | 0   | 0  | 0   | 0   | 194   |
| Franklin     | 192   | 10    | 0   | 0  | 5   | 0   | 126   | 14    | 0   | 0  | 1   | 0   | 0  | 0   | 0   | 0  | 0   | 0   | 348   |
| Gibson       | 364   | 368   | 0   | 0  | 44  | 13  | 309   | 337   | 0   | 1  | 47  | 14  | 0  | 12  | 0   | 0  | 0   | 17  | 1,526 |
| Giles        | 138   | 22    | 0   | 0  | 8   | 0   | 74    | 13    | 0   | 0  | 6   | 0   | 0  | 0   | 0   | 0  | 0   | 0   | 261   |
| Grainger     | 416   | 15    | 0   | 0  | 14  | 0   | 334   | 2     | 0   | 0  | 23  | 0   | 0  | 0   | 0   | 0  | 0   | 0   | 804   |
| Greene       | 261   | 9     | 1   | 0  | 5   | 69  | 112   | 6     | 0   | 0  | 1   | 77  | 0  | 0   | 0   | 0  | 0   | 14  | 555   |
| Grundy       | 125   | 1     | 0   | 0  | 1   | 0   | 96    | 0     | 0   | 0  | 0   | 0   | 0  | 0   | 0   | 0  | 0   | 0   | 223   |
| Hamblen      | 426   | 37    | 0   | 0  | 14  | 1   | 355   | 20    | 0   | 0  | 18  | 4   | 0  | 0   | 0   | 0  | 0   | 0   | 875   |
| Hamilton     | 1,036 | 1,142 | 0   | 1  | 38  | 16  | 769   | 812   | 1   | 1  | 29  | 15  | 0  | 1   | 0   | 0  | 0   | 5   | 3,866 |
| Hancock      | 17    | 0     | 0   | 0  | 0   | 0   | 13    | 0     | 0   | 0  | 0   | 0   | 0  | 0   | 0   | 0  | 0   | 0   | 30    |
| Hardeman     | 82    | 198   | 0   | 4  | 3   | 30  | 57    | 157   | 0   | 2  | 4   | 31  | 8  | 139 | 0   | 0  | 2   | 55  | 772   |
| Hardin       | 140   | 8     | 1   | 0  | 0   | 2   | 84    | 4     | 0   | 0  | 0   | 1   | 0  | 0   | 0   | 0  | 0   | 0   | 240   |
| Hawkins      | 560   | 8     | 2   | 0  | 1   | 1   | 450   | 5     | 1   | 0  | 1   | 2   | 0  | 0   | 0   | 0  | 0   | 0   | 1,031 |
| Haywood      | 76    | 348   | 0   | 0  | 4   | 0   | 53    | 321   | 0   | 0  | 6   | 0   | 0  | 0   | 0   | 0  | 0   | 0   | 808   |
| Henderson    | 285   | 39    | 0   | 0  | 23  | 3   | 183   | 11    | 0   | 1  | 17  | 1   | 0  | 0   | 0   | 0  | 0   | 0   | 563   |
| Henry        | 230   | 32    | 1   | 0  | 11  | 11  | 129   | 12    | 1   | 0  | 7   | 7   | 0  | 0   | 0   | 0  | 0   | 1   | 442   |
| Hickman      | 259   | 4     | 0   | 0  | 9   | 0   | 189   | 3     | 0   | 0  | 7   | 0   | 0  | 0   | 0   | 0  | 0   | 0   | 471   |
| Houston      | 40    | 3     | 0   | 0  | 2   | 0   | 13    | 0     | 0   | 0  | 1   | 0   | 0  | 0   | 0   | 0  | 0   | 0   | 59    |
| Humphreys    | 209   | 9     | 0   | 0  | 9   | 3   | 163   | 9     | 0   | 0  | 6   | 1   | 0  | 1   | 0   | 0  | 0   | 1   | 411   |
| Jackson      | 60    | 0     | 0   | 0  | 0   | 0   | 39    | 0     | 0   | 0  | 0   | 0   | 0  | 0   | 0   | 0  | 0   | 0   | 99    |
| Jefferson    | 664   | 15    | 2   | 0  | 12  | 46  | 482   | 6     | 0   | 0  | 4   | 23  | 1  | 0   | 0   | 0  | 0   | 24  | 1,279 |
| Johnson      | 205   | 1     | 0   | 0  | 1   | 0   | 136   | 0     | 1   | 0  | 1   | 0   | 2  | 0   | 0   | 0  | 0   | 0   | 347   |
| Johnson City | 726   | 89    | 2   | 3  | 54  | 31  | 573   | 62    | 1   | 1  | 67  | 30  | 0  | 0   | 0   | 0  | 0   | 29  | 1,668 |
| Knox         | 1,673 | 441   | 0   | 4  | 92  | 264 | 1,386 | 335   | 0   | 10 | 80  | 214 | 6  | 2   | 0   | 0  | 0   | 75  | 4,582 |
| Lake         | 47    | 19    | 1   | 0  | 6   | 0   | 26    | 6     | 0   | 0  | 1   | 0   | 0  | 0   | 0   | 0  | 0   | 0   | 106   |



# 2011 TENNESSEE JUVENILE COURT STATISTICAL DATA

## Children Under Age 18 at Time of Referral (by Court)

WM = White Male  
AM = Asian Male  
WF = White Female  
AF = Asian Female  
WU = White Unknown Sex  
AU = Asian Unknown Sex

AAM = African American Male  
MRM = Mixed Race Male  
AAF = African American Female  
MRF = Mixed Race Female  
AAU = African American Unknown Sex  
MRU = Mixed Race Unknown Sex

NAM = Native American Male  
UM = Unknown Race Male  
NAF = Native American Female  
UF = Unknown Race Female  
NAU = Native American Unknown Sex  
UU = Unknown Race Unknown Sex

| Court           | WM            | AAM           | NAM       | AM         | MRM        | UM           | WF            | AAF          | NAF       | AF         | MRF        | UF           | WU        | AAU        | NAU      | AU       | MRU      | UU         | Total         |
|-----------------|---------------|---------------|-----------|------------|------------|--------------|---------------|--------------|-----------|------------|------------|--------------|-----------|------------|----------|----------|----------|------------|---------------|
| Lauderdale      | 256           | 283           | 0         | 0          | 12         | 4            | 218           | 251          | 2         | 0          | 7          | 3            | 0         | 0          | 0        | 0        | 0        | 0          | 1,036         |
| Lawrence        | 349           | 25            | 0         | 0          | 0          | 0            | 230           | 18           | 0         | 0          | 0          | 0            | 0         | 0          | 0        | 0        | 0        | 0          | 622           |
| Lewis           | 77            | 2             | 0         | 0          | 1          | 0            | 49            | 0            | 0         | 0          | 1          | 0            | 0         | 0          | 0        | 0        | 0        | 0          | 130           |
| Lincoln         | 256           | 29            | 0         | 0          | 0          | 0            | 142           | 15           | 0         | 0          | 0          | 0            | 0         | 0          | 0        | 0        | 0        | 0          | 442           |
| Loudon          | 337           | 8             | 0         | 1          | 3          | 0            | 263           | 6            | 0         | 0          | 2          | 0            | 0         | 0          | 0        | 0        | 0        | 0          | 620           |
| Macon           | 220           | 3             | 0         | 0          | 2          | 0            | 161           | 2            | 0         | 0          | 0          | 0            | 0         | 0          | 0        | 0        | 0        | 0          | 388           |
| Madison         | 133           | 388           | 0         | 0          | 2          | 7            | 89            | 174          | 0         | 0          | 2          | 2            | 0         | 0          | 0        | 0        | 0        | 0          | 797           |
| Marion          | 129           | 14            | 0         | 0          | 6          | 2            | 88            | 3            | 0         | 0          | 1          | 0            | 0         | 0          | 0        | 0        | 0        | 0          | 243           |
| Marshall        | 181           | 19            | 0         | 0          | 9          | 0            | 122           | 12           | 0         | 0          | 8          | 0            | 0         | 0          | 0        | 0        | 0        | 0          | 351           |
| Maury           | 497           | 165           | 1         | 1          | 22         | 30           | 380           | 95           | 0         | 1          | 25         | 33           | 5         | 2          | 0        | 0        | 0        | 14         | 1,271         |
| McMinn          | 281           | 27            | 0         | 0          | 11         | 0            | 153           | 13           | 0         | 3          | 11         | 0            | 0         | 0          | 0        | 0        | 0        | 0          | 499           |
| McNairy         | 79            | 10            | 0         | 0          | 3          | 0            | 29            | 2            | 0         | 0          | 0          | 0            | 0         | 0          | 0        | 0        | 0        | 0          | 123           |
| Meigs           | 178           | 1             | 0         | 0          | 3          | 0            | 148           | 2            | 0         | 0          | 0          | 0            | 0         | 0          | 0        | 0        | 0        | 0          | 332           |
| Monroe          | 428           | 7             | 0         | 0          | 16         | 5            | 333           | 6            | 0         | 0          | 5          | 2            | 0         | 0          | 0        | 0        | 0        | 0          | 802           |
| Montgomery      | 624           | 354           | 3         | 5          | 26         | 170          | 419           | 272          | 4         | 5          | 22         | 144          | 2         | 3          | 0        | 0        | 0        | 152        | 2,205         |
| Moore           | 47            | 0             | 0         | 0          | 1          | 0            | 18            | 0            | 0         | 0          | 2          | 0            | 0         | 0          | 0        | 0        | 0        | 0          | 68            |
| Morgan          | 158           | 0             | 0         | 0          | 1          | 0            | 114           | 0            | 0         | 0          | 1          | 0            | 0         | 0          | 0        | 0        | 0        | 0          | 274           |
| Obion           | 108           | 21            | 0         | 0          | 2          | 0            | 67            | 12           | 0         | 0          | 3          | 0            | 0         | 0          | 0        | 0        | 0        | 0          | 213           |
| Overton         | 153           | 0             | 0         | 0          | 1          | 0            | 105           | 2            | 0         | 0          | 1          | 0            | 0         | 0          | 0        | 0        | 0        | 0          | 262           |
| Perry           | 32            | 0             | 0         | 0          | 0          | 0            | 14            | 0            | 0         | 0          | 0          | 0            | 0         | 0          | 0        | 0        | 0        | 0          | 46            |
| Pickett         | 20            | 1             | 0         | 0          | 0          | 0            | 16            | 0            | 0         | 0          | 0          | 0            | 0         | 0          | 0        | 0        | 0        | 0          | 37            |
| Polk            | 68            | 0             | 0         | 0          | 0          | 0            | 49            | 0            | 0         | 0          | 0          | 0            | 0         | 0          | 0        | 0        | 0        | 0          | 117           |
| Putnam          | 459           | 10            | 2         | 1          | 4          | 3            | 341           | 14           | 0         | 0          | 3          | 3            | 1         | 0          | 0        | 0        | 0        | 2          | 843           |
| Rhea            | 39            | 7             | 0         | 0          | 1          | 0            | 34            | 0            | 0         | 0          | 1          | 0            | 0         | 0          | 0        | 0        | 0        | 0          | 82            |
| Roane           | 152           | 9             | 0         | 0          | 4          | 1            | 78            | 7            | 0         | 0          | 1          | 0            | 0         | 0          | 0        | 0        | 0        | 0          | 252           |
| Robertson       | 528           | 174           | 0         | 0          | 2          | 171          | 212           | 50           | 0         | 1          | 4          | 91           | 0         | 1          | 0        | 0        | 0        | 3          | 1,237         |
| Rutherford      | 545           | 278           | 0         | 14         | 5          | 46           | 299           | 130          | 0         | 7          | 4          | 31           | 1         | 0          | 0        | 0        | 0        | 0          | 1,360         |
| Scott           | 77            | 0             | 0         | 0          | 0          | 0            | 39            | 0            | 0         | 0          | 0          | 0            | 0         | 0          | 0        | 0        | 0        | 0          | 116           |
| Sequatchie      | 104           | 0             | 3         | 0          | 1          | 0            | 80            | 2            | 0         | 0          | 0          | 0            | 1         | 0          | 0        | 0        | 0        | 0          | 191           |
| Sevier          | 770           | 6             | 1         | 5          | 20         | 32           | 659           | 9            | 2         | 0          | 15         | 15           | 0         | 0          | 0        | 0        | 0        | 0          | 1,534         |
| Shelby          | 1,210         | 6,272         | 6         | 30         | 83         | 0            | 791           | 3,952        | 2         | 25         | 91         | 0            | 0         | 0          | 0        | 0        | 0        | 0          | 12,462        |
| Smith           | 85            | 4             | 0         | 0          | 13         | 1            | 75            | 2            | 0         | 0          | 8          | 0            | 0         | 0          | 0        | 0        | 0        | 0          | 188           |
| Stewart         | 101           | 6             | 0         | 0          | 3          | 0            | 74            | 1            | 0         | 0          | 4          | 0            | 0         | 0          | 0        | 0        | 0        | 0          | 189           |
| Sullivan Div I  | 438           | 0             | 0         | 0          | 5          | 1            | 341           | 2            | 0         | 0          | 1          | 0            | 0         | 0          | 0        | 0        | 0        | 0          | 788           |
| Sullivan Div II | 571           | 43            | 1         | 2          | 5          | 173          | 416           | 37           | 1         | 0          | 2          | 187          | 0         | 0          | 0        | 0        | 0        | 0          | 1,438         |
| Sumner          | 981           | 142           | 1         | 5          | 54         | 55           | 637           | 75           | 0         | 0          | 39         | 21           | 0         | 0          | 0        | 0        | 0        | 8          | 2,018         |
| Tipton          | 403           | 247           | 0         | 2          | 7          | 1            | 225           | 119          | 0         | 2          | 4          | 0            | 0         | 0          | 0        | 0        | 0        | 0          | 1,010         |
| Trousdale       | 46            | 11            | 0         | 0          | 10         | 5            | 55            | 5            | 0         | 0          | 5          | 8            | 0         | 0          | 0        | 0        | 1        | 2          | 148           |
| Unicoi          | 156           | 0             | 0         | 0          | 1          | 3            | 123           | 0            | 0         | 0          | 0          | 3            | 0         | 0          | 0        | 0        | 0        | 0          | 286           |
| Union           | 231           | 4             | 0         | 0          | 0          | 0            | 204           | 0            | 0         | 0          | 0          | 0            | 0         | 0          | 0        | 0        | 0        | 0          | 439           |
| Van Buren       | 41            | 0             | 0         | 0          | 0          | 0            | 14            | 0            | 0         | 0          | 1          | 0            | 0         | 0          | 0        | 0        | 0        | 0          | 56            |
| Warren          | 276           | 7             | 1         | 0          | 3          | 0            | 163           | 3            | 0         | 3          | 6          | 0            | 0         | 0          | 0        | 0        | 0        | 0          | 462           |
| Washington      | 333           | 1             | 0         | 0          | 4          | 0            | 169           | 3            | 0         | 0          | 2          | 0            | 0         | 0          | 0        | 0        | 0        | 0          | 512           |
| Wayne           | 232           | 2             | 0         | 0          | 7          | 0            | 150           | 1            | 0         | 0          | 4          | 0            | 0         | 0          | 0        | 0        | 0        | 0          | 396           |
| Weakley         | 190           | 31            | 1         | 0          | 5          | 7            | 165           | 19           | 1         | 1          | 4          | 3            | 0         | 0          | 0        | 0        | 0        | 0          | 427           |
| White           | 112           | 5             | 0         | 0          | 4          | 0            | 65            | 0            | 0         | 0          | 3          | 0            | 0         | 0          | 0        | 0        | 0        | 0          | 189           |
| Williamson      | 1,022         | 101           | 2         | 13         | 29         | 56           | 551           | 71           | 1         | 4          | 19         | 38           | 8         | 1          | 0        | 0        | 1        | 3          | 1,920         |
| Wilson          | 1,039         | 228           | 1         | 0          | 5          | 57           | 553           | 105          | 0         | 2          | 3          | 13           | 0         | 1          | 0        | 0        | 0        | 0          | 2,007         |
| <b>Totals</b>   | <b>30,744</b> | <b>14,507</b> | <b>43</b> | <b>141</b> | <b>990</b> | <b>2,148</b> | <b>21,799</b> | <b>9,834</b> | <b>25</b> | <b>108</b> | <b>870</b> | <b>1,733</b> | <b>45</b> | <b>180</b> | <b>0</b> | <b>0</b> | <b>6</b> | <b>813</b> | <b>83,986</b> |





## 2011 TENNESSEE JUVENILE COURT STATISTICAL DATA

### Referrals (by Type and Age)

|                               | White Male    | African American Male | Other Race Male | White Female  | African American Female | Other Race Female | Unknown Race or Sex | Total         | % of Total Referrals |
|-------------------------------|---------------|-----------------------|-----------------|---------------|-------------------------|-------------------|---------------------|---------------|----------------------|
| <b>Delinquent</b>             |               |                       |                 |               |                         |                   |                     |               |                      |
| Age 10 and Under              | 957           | 551                   | 81              | 692           | 370                     | 41                | 71                  | 2,763         | 1.51%                |
| Age 11                        | 278           | 236                   | 18              | 109           | 128                     | 8                 | 43                  | 820           | 0.45%                |
| Age 12                        | 582           | 576                   | 32              | 260           | 258                     | 13                | 55                  | 1,776         | 0.97%                |
| Age 13                        | 1,072         | 1,114                 | 50              | 462           | 450                     | 28                | 71                  | 3,247         | 1.77%                |
| Age 14                        | 2,043         | 2,002                 | 80              | 913           | 787                     | 41                | 109                 | 5,975         | 3.26%                |
| Age 15                        | 3,389         | 2,919                 | 120             | 1,336         | 1,034                   | 78                | 162                 | 9,038         | 4.93%                |
| Age 16                        | 6,927         | 4,045                 | 181             | 3,048         | 1,376                   | 87                | 341                 | 16,005        | 8.73%                |
| Age 17                        | 9,701         | 4,994                 | 259             | 4,038         | 1,583                   | 92                | 497                 | 21,164        | 11.54%               |
| Age 18                        | 655           | 300                   | 14              | 261           | 108                     | 8                 | 46                  | 1,392         | 0.76%                |
| Age 19 and Over               | 107           | 92                    | 4               | 46            | 70                      | 0                 | 25                  | 344           | 0.19%                |
| <b>Total</b>                  | <b>25,711</b> | <b>16,829</b>         | <b>839</b>      | <b>11,165</b> | <b>6,164</b>            | <b>396</b>        | <b>1,420</b>        | <b>62,524</b> | <b>34.08%</b>        |
| <b>Status</b>                 |               |                       |                 |               |                         |                   |                     |               |                      |
| Age 10 and Under              | 678           | 201                   | 18              | 657           | 190                     | 27                | 28                  | 1,799         | 0.98%                |
| Age 11                        | 188           | 52                    | 9               | 141           | 50                      | 4                 | 11                  | 455           | 0.25%                |
| Age 12                        | 326           | 86                    | 16              | 250           | 82                      | 6                 | 30                  | 796           | 0.43%                |
| Age 13                        | 569           | 198                   | 14              | 466           | 121                     | 11                | 38                  | 1,417         | 0.77%                |
| Age 14                        | 985           | 363                   | 48              | 681           | 218                     | 25                | 69                  | 2,389         | 1.30%                |
| Age 15                        | 1,674         | 626                   | 48              | 1,090         | 301                     | 43                | 104                 | 3,886         | 2.12%                |
| Age 16                        | 2,182         | 862                   | 48              | 1,372         | 425                     | 62                | 130                 | 5,081         | 2.77%                |
| Age 17                        | 2,270         | 904                   | 72              | 1,317         | 428                     | 43                | 166                 | 5,200         | 2.83%                |
| Age 18                        | 94            | 34                    | 2               | 46            | 16                      | 1                 | 6                   | 199           | 0.11%                |
| Age 19 and Over               | 5             | 3                     | 0               | 0             | 0                       | 0                 | 0                   | 8             | 0.00%                |
| <b>Total</b>                  | <b>8,971</b>  | <b>3,329</b>          | <b>275</b>      | <b>6,020</b>  | <b>1,831</b>            | <b>222</b>        | <b>582</b>          | <b>21,230</b> | <b>11.57%</b>        |
| <b>Dependency and Neglect</b> |               |                       |                 |               |                         |                   |                     |               |                      |
| Age 10 and Under              | 3,656         | 918                   | 185             | 3,529         | 870                     | 208               | 755                 | 10,121        | 5.52%                |
| Age 11                        | 207           | 61                    | 11              | 202           | 62                      | 3                 | 40                  | 586           | 0.32%                |
| Age 12                        | 178           | 64                    | 19              | 221           | 61                      | 7                 | 30                  | 580           | 0.32%                |
| Age 13                        | 166           | 60                    | 15              | 214           | 58                      | 6                 | 22                  | 541           | 0.29%                |
| Age 14                        | 156           | 73                    | 7               | 245           | 68                      | 9                 | 24                  | 582           | 0.32%                |
| Age 15                        | 170           | 63                    | 6               | 228           | 59                      | 8                 | 18                  | 552           | 0.30%                |
| Age 16                        | 174           | 84                    | 4               | 199           | 76                      | 8                 | 19                  | 564           | 0.31%                |
| Age 17                        | 138           | 55                    | 2               | 186           | 60                      | 6                 | 12                  | 459           | 0.25%                |
| Age 18                        | 5             | 2                     | 0               | 5             | 1                       | 1                 | 0                   | 14            | 0.01%                |
| Age 19 and Over               | 1             | 2                     | 0               | 0             | 0                       | 0                 | 0                   | 3             | 0.00%                |
| <b>Total</b>                  | <b>4,851</b>  | <b>1,382</b>          | <b>249</b>      | <b>5,029</b>  | <b>1,315</b>            | <b>256</b>        | <b>920</b>          | <b>14,002</b> | <b>7.63%</b>         |

\* Age calculated at time of referral



Tennessee Council of Juvenile & Family Court Judges  
Administrative Office of the Courts

## 2011 TENNESSEE JUVENILE COURT STATISTICAL DATA

### Referrals (by Type and Age)

|                            | White Male    | African American Male | Other Race Male | White Female  | African American Female | Other Race Female | Unknown Race or Sex | Total          | % of Total Referrals |
|----------------------------|---------------|-----------------------|-----------------|---------------|-------------------------|-------------------|---------------------|----------------|----------------------|
| <b>Other Violations</b>    |               |                       |                 |               |                         |                   |                     |                |                      |
| Age 10 and Under           | 1             | 0                     | 0               | 2             | 0                       | 0                 | 0                   | 3              | 0.00%                |
| Age 11                     | 2             | 1                     | 0               | 1             | 0                       | 0                 | 0                   | 4              | 0.00%                |
| Age 12                     | 5             | 1                     | 0               | 0             | 0                       | 0                 | 0                   | 6              | 0.00%                |
| Age 13                     | 10            | 1                     | 0               | 5             | 0                       | 0                 | 0                   | 16             | 0.01%                |
| Age 14                     | 22            | 3                     | 1               | 11            | 2                       | 0                 | 0                   | 39             | 0.02%                |
| Age 15                     | 39            | 7                     | 5               | 16            | 0                       | 3                 | 0                   | 70             | 0.04%                |
| Age 16                     | 27            | 3                     | 3               | 30            | 0                       | 0                 | 0                   | 63             | 0.03%                |
| Age 17                     | 39            | 5                     | 0               | 28            | 1                       | 0                 | 0                   | 73             | 0.04%                |
| Age 18                     | 14            | 0                     | 0               | 8             | 0                       | 0                 | 0                   | 22             | 0.01%                |
| Age 19 and Over            | 0             | 0                     | 0               | 0             | 0                       | 0                 | 0                   | 0              | 0.00%                |
| <b>Total</b>               | <b>159</b>    | <b>21</b>             | <b>9</b>        | <b>101</b>    | <b>3</b>                | <b>3</b>          | <b>0</b>            | <b>296</b>     | <b>0.16%</b>         |
| <b>Special Proceedings</b> |               |                       |                 |               |                         |                   |                     |                |                      |
| Age 10 and Under           | 11,776        | 3,774                 | 568             | 10,025        | 3,208                   | 617               | 3,552               | 33,520         | 18.27%               |
| Age 11                     | 758           | 254                   | 31              | 617           | 201                     | 30                | 195                 | 2,086          | 1.14%                |
| Age 12                     | 831           | 332                   | 34              | 672           | 231                     | 42                | 176                 | 2,318          | 1.26%                |
| Age 13                     | 1,064         | 440                   | 51              | 837           | 416                     | 85                | 180                 | 3,073          | 1.68%                |
| Age 14                     | 1,521         | 522                   | 58              | 1,210         | 374                     | 81                | 165                 | 3,931          | 2.14%                |
| Age 15                     | 2,185         | 859                   | 94              | 1,516         | 496                     | 76                | 169                 | 5,395          | 2.94%                |
| Age 16                     | 2,856         | 938                   | 78              | 2,061         | 555                     | 85                | 185                 | 6,758          | 3.68%                |
| Age 17                     | 3,371         | 1,091                 | 96              | 2,086         | 590                     | 58                | 182                 | 7,474          | 4.07%                |
| Age 18                     | 1,016         | 233                   | 28              | 478           | 238                     | 23                | 60                  | 2,076          | 1.13%                |
| Age 19 and Over            | 2,188         | 781                   | 10              | 1,156         | 275                     | 9                 | 414                 | 4,833          | 2.63%                |
| <b>Total</b>               | <b>27,566</b> | <b>9,224</b>          | <b>1,048</b>    | <b>20,658</b> | <b>6,584</b>            | <b>1,106</b>      | <b>5,278</b>        | <b>71,464</b>  | <b>38.96%</b>        |
| <b>All Other Referrals</b> |               |                       |                 |               |                         |                   |                     |                |                      |
| Age 10 and Under           | 1,814         | 668                   | 150             | 1,699         | 589                     | 164               | 1,005               | 6,089          | 3.32%                |
| Age 11                     | 115           | 61                    | 5               | 110           | 53                      | 9                 | 65                  | 418            | 0.23%                |
| Age 12                     | 124           | 92                    | 11              | 128           | 41                      | 6                 | 43                  | 445            | 0.24%                |
| Age 13                     | 200           | 127                   | 10              | 177           | 84                      | 7                 | 55                  | 660            | 0.36%                |
| Age 14                     | 263           | 178                   | 17              | 208           | 127                     | 7                 | 53                  | 853            | 0.47%                |
| Age 15                     | 414           | 308                   | 21              | 216           | 131                     | 16                | 47                  | 1,153          | 0.63%                |
| Age 16                     | 505           | 358                   | 25              | 279           | 180                     | 15                | 71                  | 1,433          | 0.78%                |
| Age 17                     | 749           | 484                   | 21              | 312           | 213                     | 9                 | 73                  | 1,861          | 1.01%                |
| Age 18                     | 260           | 120                   | 5               | 99            | 44                      | 5                 | 47                  | 580            | 0.32%                |
| Age 19 and Over            | 145           | 122                   | 5               | 70            | 42                      | 2                 | 44                  | 430            | 0.23%                |
| <b>Total</b>               | <b>4,589</b>  | <b>2,518</b>          | <b>270</b>      | <b>3,298</b>  | <b>1,504</b>            | <b>240</b>        | <b>1,503</b>        | <b>13,922</b>  | <b>7.59%</b>         |
| <b>Grand Total</b>         | <b>71,847</b> | <b>33,303</b>         | <b>2,690</b>    | <b>46,271</b> | <b>17,401</b>           | <b>2,223</b>      | <b>9,703</b>        | <b>183,438</b> | <b>100.00%</b>       |

\* Age calculated at time of referral

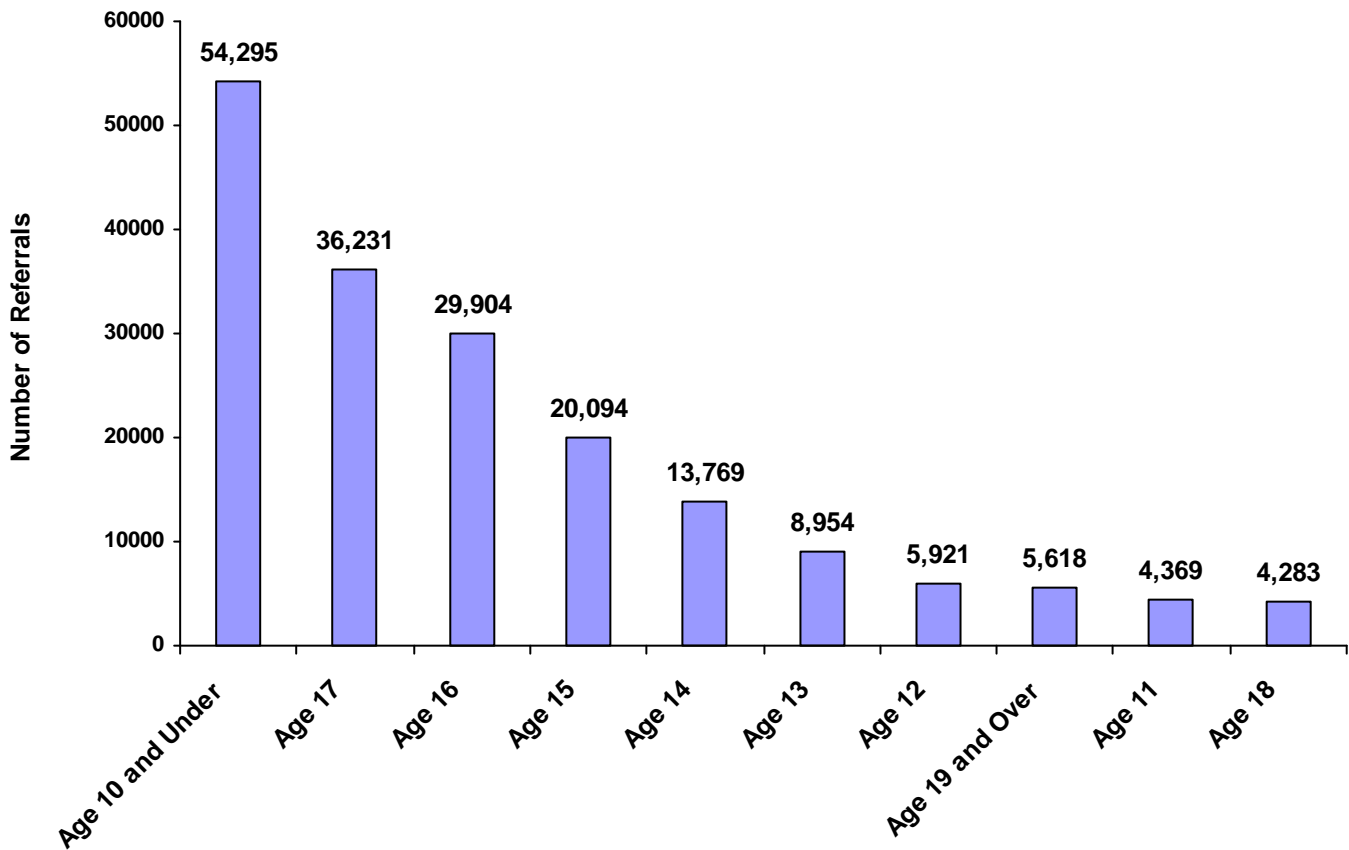


Tennessee Council of Juvenile & Family Court Judges  
Administrative Office of the Courts

# 2011 TENNESSEE JUVENILE COURT STATISTICAL DATA

## Referrals (by Age)

|                  | White Male    | African American Male | Other Race Male | White Female  | African American Female | Other Race Female | Unknown Race or Sex | Total          | % of Total Referrals |
|------------------|---------------|-----------------------|-----------------|---------------|-------------------------|-------------------|---------------------|----------------|----------------------|
| Age 10 and Under | 18,882        | 6,112                 | 1,002           | 16,604        | 5,227                   | 1,057             | 5,411               | <b>54,295</b>  | <b>29.60%</b>        |
| Age 11           | 1,548         | 665                   | 74              | 1,180         | 494                     | 54                | 354                 | <b>4,369</b>   | <b>2.38%</b>         |
| Age 12           | 2,046         | 1,151                 | 112             | 1,531         | 673                     | 74                | 334                 | <b>5,921</b>   | <b>3.23%</b>         |
| Age 13           | 3,081         | 1,940                 | 140             | 2,161         | 1,129                   | 137               | 366                 | <b>8,954</b>   | <b>4.88%</b>         |
| Age 14           | 4,990         | 3,141                 | 211             | 3,268         | 1,576                   | 163               | 420                 | <b>13,769</b>  | <b>7.51%</b>         |
| Age 15           | 7,871         | 4,782                 | 294             | 4,402         | 2,021                   | 224               | 500                 | <b>20,094</b>  | <b>10.95%</b>        |
| Age 16           | 12,671        | 6,290                 | 339             | 6,989         | 2,612                   | 257               | 746                 | <b>29,904</b>  | <b>16.30%</b>        |
| Age 17           | 16,268        | 7,533                 | 450             | 7,967         | 2,875                   | 208               | 930                 | <b>36,231</b>  | <b>19.75%</b>        |
| Age 18           | 2,044         | 689                   | 49              | 897           | 407                     | 38                | 159                 | <b>4,283</b>   | <b>2.33%</b>         |
| Age 19 and Over  | 2,446         | 1,000                 | 19              | 1,272         | 387                     | 11                | 483                 | <b>5,618</b>   | <b>3.06%</b>         |
| <b>Totals</b>    | <b>71,847</b> | <b>33,303</b>         | <b>2,690</b>    | <b>46,271</b> | <b>17,401</b>           | <b>2,223</b>      | <b>9,703</b>        | <b>183,438</b> |                      |



# 2011 TENNESSEE JUVENILE COURT STATISTICAL DATA

## Top 4 Referral Reasons

(by Sex, Race, and Type)

| Sex  | Race             | Referral Type          | Referral Reason                     | Total  |
|------|------------------|------------------------|-------------------------------------|--------|
| Male | White            | Delinquent             | 1. Traffic                          | 7,219  |
|      |                  |                        | 2. Violation of Probation           | 2,226  |
|      |                  |                        | 3. Theft of Property                | 2,086  |
|      |                  |                        | 4. Assault                          | 1,916  |
|      |                  | Status                 | 1. Truancy                          | 3,412  |
|      |                  |                        | 2. Possession of Tobacco Products   | 2,106  |
|      |                  |                        | 3. Unruly Behavior                  | 1,654  |
|      |                  |                        | 4. Violation of Curfew              | 781    |
|      |                  | Dependency and Neglect | 1. Dependency / Neglect             | 4,522  |
|      |                  |                        | 2. Termination of Parental Rights   | 298    |
|      |                  |                        | 3. Physically Abused Child          | 16     |
|      |                  |                        | 4. Sexually Abused Child            | 15     |
|      |                  | Other Violations       | 1. Violation of Pretrial Diversion  | 102    |
|      |                  |                        | 2. Violation of Informal Adjustment | 57     |
|      |                  | Special Proceedings    | 1. Judicial Review                  | 13,903 |
|      |                  |                        | 2. Child Support                    | 4,417  |
|      |                  |                        | 3. Administrative Review            | 3,436  |
|      |                  |                        | 4. Custody                          | 3,071  |
|      |                  | Other                  | 1. Other                            | 4,589  |
|      |                  |                        | <hr/>                               |        |
| Male | African American | Delinquent             | 1. Assault                          | 2,113  |
|      |                  |                        | 2. Disorderly Conduct               | 1,938  |
|      |                  |                        | 3. Theft of Property                | 1,845  |
|      |                  |                        | 4. Traffic                          | 1,415  |
|      |                  | Status                 | 1. Truancy                          | 1,221  |
|      |                  |                        | 2. Violation of Curfew              | 891    |
|      |                  |                        | 3. Unruly Behavior                  | 540    |
|      |                  |                        | 4. In-State Runaway                 | 296    |
|      |                  | Dependency and Neglect | 1. Dependency / Neglect             | 1,353  |
|      |                  |                        | 2. Termination of Parental Rights   | 27     |
|      |                  |                        | 3. Physically Abused Child          | 1      |
|      |                  |                        | 4. Sexually Abused Child            | 1      |
|      |                  | Other Violations       | 1. Violation of Pretrial Diversion  | 18     |
|      |                  |                        | 2. Violation of Informal Adjustment | 3      |
|      |                  | Special Proceedings    | 1. Child Support                    | 2,666  |
|      |                  |                        | 2. Administrative Review            | 2,410  |
|      |                  |                        | 3. Judicial Review                  | 2,228  |
|      |                  |                        | 4. Custody                          | 997    |
|      |                  | Other                  | 1. Other                            | 2,518  |
|      |                  |                        | <hr/>                               |        |
| Male | Other Race       | Delinquent             | 1. Traffic                          | 119    |
|      |                  |                        | 2. Violation of Probation           | 103    |
|      |                  |                        | 3. Contempt of Court                | 88     |
|      |                  |                        | 4. Theft of Property                | 80     |
|      |                  | Status                 | 1. Truancy                          | 99     |
|      |                  |                        | 2. Unruly Behavior                  | 78     |
|      |                  |                        | 3. In-State Runaway                 | 28     |
|      |                  |                        | 4. Violation of Curfew              | 27     |
|      |                  | Dependency and Neglect | 1. Dependency / Neglect             | 219    |
|      |                  |                        | 2. Termination of Parental Rights   | 29     |
|      |                  |                        | 3. Physically Abused Child          | 1      |
|      |                  |                        | 4. Sexually Abused Child            | 1      |
|      |                  | Other Violations       | 1. Violation of Pretrial Diversion  | 8      |
|      |                  |                        | 2. Violation of Informal Adjustment | 1      |
|      |                  | Special Proceedings    | 1. Judicial Review                  | 495    |
|      |                  |                        | 2. Child Support                    | 189    |
|      |                  |                        | 3. Custody                          | 149    |
|      |                  |                        | 4. Administrative Review            | 88     |
|      |                  | Other                  | 1. Other                            | 270    |



# 2011 TENNESSEE JUVENILE COURT STATISTICAL DATA

## Top 4 Referral Reasons

(by Sex, Race, and Type)

| Sex                      | Race                                | Referral Type            | Referral Reason                     | Total              |
|--------------------------|-------------------------------------|--------------------------|-------------------------------------|--------------------|
| Female                   | White                               | Delinquent               | 1. Traffic                          | 3,692              |
|                          |                                     |                          | 2. Theft of Property                | 1,339              |
|                          |                                     |                          | 3. Assault                          | 1,079              |
|                          |                                     |                          | 4. Contempt of Court                | 1,004              |
|                          |                                     | Status                   | 1. Truancy                          | 3,007              |
|                          |                                     |                          | 2. Unruly Behavior                  | 1,180              |
|                          |                                     |                          | 3. In-State Runaway                 | 676                |
|                          |                                     |                          | 4. Possession of Tobacco Products   | 462                |
|                          |                                     | Dependency and Neglect   | 1. Dependency / Neglect             | 4,664              |
|                          |                                     |                          | 2. Termination of Parental Rights   | 317                |
|                          |                                     |                          | 3. Sexually Abused Child            | 27                 |
|                          |                                     |                          | 4. Physically Abused Child          | 21                 |
|                          |                                     | Other Violations         | 1. Violation of Pretrial Diversion  | 60                 |
|                          |                                     |                          | 2. Violation of Informal Adjustment | 41                 |
|                          |                                     | Special Proceedings      | 1. Judicial Review                  | 9,286              |
|                          |                                     |                          | 2. Child Support                    | 3,422              |
|                          |                                     |                          | 3. Custody                          | 2,977              |
|                          |                                     |                          | 4. Administrative Review            | 2,636              |
|                          |                                     | Other                    | 1. Other                            | 3,298              |
|                          |                                     |                          | <hr/>                               |                    |
| Female                   | African American                    | Delinquent               | 1. Assault                          | 1,336              |
|                          |                                     |                          | 2. Disorderly Conduct               | 1,242              |
|                          |                                     |                          | 3. Theft of Property                | 969                |
|                          |                                     |                          | 4. Traffic                          | 623                |
|                          |                                     | Status                   | 1. Truancy                          | 900                |
|                          |                                     |                          | 2. Violation of Curfew              | 354                |
|                          |                                     |                          | 3. Unruly Behavior                  | 278                |
|                          |                                     |                          | 4. In-State Runaway                 | 209                |
|                          |                                     | Dependency and Neglect   | 1. Dependency / Neglect             | 1,283              |
|                          |                                     |                          | 2. Termination of Parental Rights   | 29                 |
|                          |                                     |                          | 3. Physically Abused Child          | 2                  |
|                          |                                     |                          | 4. Sexually Abused Child            | 1                  |
|                          |                                     | Other Violations         | 1. Violation of Pretrial Diversion  | 3                  |
|                          |                                     |                          | Special Proceedings                 | 1. Child Support   |
|                          |                                     | 2. Administrative Review |                                     | 1,618              |
|                          |                                     | 3. Custody               |                                     | 892                |
|                          |                                     | 4. Judicial Review       |                                     | 890                |
|                          |                                     | Other                    | 1. Other                            | 1,504              |
|                          |                                     |                          | <hr/>                               |                    |
|                          |                                     | Female                   | Other Race                          | Delinquent         |
| 2. Theft of Property     | 58                                  |                          |                                     |                    |
| 3. Contempt of Court     | 55                                  |                          |                                     |                    |
| 4. Assault               | 45                                  |                          |                                     |                    |
| Status                   | 1. Truancy                          |                          |                                     | 94                 |
|                          | 2. Unruly Behavior                  |                          |                                     | 52                 |
|                          | 3. In-State Runaway                 |                          |                                     | 35                 |
|                          | 4. Violation of a Valid Court Order |                          |                                     | 20                 |
| Dependency and Neglect   | 1. Dependency / Neglect             |                          |                                     | 243                |
|                          | 2. Termination of Parental Rights   |                          |                                     | 9                  |
|                          | 3. Sexually Abused Child            |                          |                                     | 3                  |
|                          | 4. Physically Abused Child          |                          |                                     | 1                  |
| Other Violations         | 1. Violation of Pretrial Diversion  |                          |                                     | 3                  |
|                          | Special Proceedings                 |                          |                                     | 1. Judicial Review |
| 2. Child Support         |                                     |                          |                                     | 202                |
| 3. Custody               |                                     |                          |                                     | 172                |
| 4. Administrative Review |                                     |                          |                                     | 157                |
| Other                    | 1. Other                            |                          |                                     | 240                |



## 2011 TENNESSEE JUVENILE COURT STATISTICAL DATA

### Top 4 Referral Reasons

(by Sex, Race, and Type)

| Sex     | Race    | Referral Type          | Referral Reason                   | Total |
|---------|---------|------------------------|-----------------------------------|-------|
| Unknown | Unknown | Delinquent             | 1. Traffic                        | 444   |
|         |         |                        | 2. Contempt of Court              | 168   |
|         |         |                        | 3. Theft of Property              | 116   |
|         |         |                        | 4. Assault                        | 100   |
|         |         | Status                 | 1. Truancy                        | 341   |
|         |         |                        | 2. Unruly Behavior                | 98    |
|         |         |                        | 3. Violation of Curfew            | 51    |
|         |         |                        | 4. Possession of Tobacco Products | 41    |
|         |         | Dependency and Neglect | 1. Dependency / Neglect           | 834   |
|         |         |                        | 2. Termination of Parental Rights | 85    |
|         |         |                        | 3. Sexually Abused Child          | 1     |
|         |         | Special Proceedings    | 1. Child Support                  | 2,253 |
|         |         |                        | 2. Judicial Review                | 1,821 |
|         |         |                        | 3. Custody                        | 431   |
|         |         |                        | 4. Paternity / Legitimation       | 315   |
|         |         | Other                  | 1. Other                          | 1,503 |



## 2011 TENNESSEE JUVENILE COURT STATISTICAL DATA

### Cases for Children Under Age 18 Transferred to Adult Court

| Court         | White Male | African American Male | Other Race Male | White Female | African American Female | Other Race Female | Unknown Race or Sex | Total      | % of Total |
|---------------|------------|-----------------------|-----------------|--------------|-------------------------|-------------------|---------------------|------------|------------|
| Shelby        | 7          | 97                    | 0               | 1            | 1                       | 0                 | 0                   | 106        | 48.8%      |
| Hamilton      | 0          | 20                    | 0               | 0            | 2                       | 0                 | 0                   | 22         | 10.1%      |
| Sumner        | 12         | 4                     | 0               | 0            | 0                       | 0                 | 2                   | 18         | 8.3%       |
| Davidson      | 0          | 11                    | 0               | 0            | 2                       | 0                 | 1                   | 14         | 6.5%       |
| Wilson        | 0          | 14                    | 0               | 0            | 0                       | 0                 | 0                   | 14         | 6.5%       |
| Jefferson     | 1          | 0                     | 0               | 1            | 0                       | 0                 | 3                   | 5          | 2.3%       |
| Knox          | 1          | 4                     | 0               | 0            | 0                       | 0                 | 0                   | 5          | 2.3%       |
| Dyer          | 2          | 2                     | 0               | 0            | 0                       | 0                 | 0                   | 4          | 1.8%       |
| Giles         | 0          | 4                     | 0               | 0            | 0                       | 0                 | 0                   | 4          | 1.8%       |
| Cheatham      | 3          | 0                     | 0               | 0            | 0                       | 0                 | 0                   | 3          | 1.4%       |
| McMinn        | 2          | 0                     | 1               | 0            | 0                       | 0                 | 0                   | 3          | 1.4%       |
| Benton        | 2          | 0                     | 0               | 0            | 0                       | 0                 | 0                   | 2          | 0.9%       |
| Carroll       | 1          | 0                     | 0               | 1            | 0                       | 0                 | 0                   | 2          | 0.9%       |
| Gibson        | 0          | 2                     | 0               | 0            | 0                       | 0                 | 0                   | 2          | 0.9%       |
| Hamblen       | 2          | 0                     | 0               | 0            | 0                       | 0                 | 0                   | 2          | 0.9%       |
| Hardeman      | 1          | 1                     | 0               | 0            | 0                       | 0                 | 0                   | 2          | 0.9%       |
| Putnam        | 2          | 0                     | 0               | 0            | 0                       | 0                 | 0                   | 2          | 0.9%       |
| Anderson      | 1          | 0                     | 0               | 0            | 0                       | 0                 | 0                   | 1          | 0.5%       |
| Bledsoe       | 0          | 1                     | 0               | 0            | 0                       | 0                 | 0                   | 1          | 0.5%       |
| Bradley       | 1          | 0                     | 0               | 0            | 0                       | 0                 | 0                   | 1          | 0.5%       |
| Loudon        | 1          | 0                     | 0               | 0            | 0                       | 0                 | 0                   | 1          | 0.5%       |
| Mauzy         | 0          | 0                     | 1               | 0            | 0                       | 0                 | 0                   | 1          | 0.5%       |
| Montgomery    | 0          | 1                     | 0               | 0            | 0                       | 0                 | 0                   | 1          | 0.5%       |
| Scott         | 1          | 0                     | 0               | 0            | 0                       | 0                 | 0                   | 1          | 0.5%       |
| <b>Totals</b> | <b>40</b>  | <b>161</b>            | <b>2</b>        | <b>3</b>     | <b>5</b>                | <b>0</b>          | <b>6</b>            | <b>217</b> |            |

\* Based on age at time of case disposition



# Glossary





## 2011 TENNESSEE JUVENILE COURT STATISTICAL DATA

|                          |  |
|--------------------------|--|
| <b>Abuse</b>             | When a child is suffering from, has sustained, or may be in immediate danger of suffering from or sustaining a wound; injury; disability; or physical or mental condition caused by brutality, neglect, or other action or inaction of a parent, relative, guardian, or caretaker.     |
| <b>Adoptive Parent</b>   | “Adoptive parent(s)” means the person(s) who have been made the legal parents of a child by the entry of an order of adoption under this part or under the provisions of the laws of any state, territory or foreign country. T.C.A. § 36-1-102(7).                                    |
| <b>Adjudication</b>      | Judicial fact finding determination (judgment) of a case (e.g., guilty or not guilty).   |
| <b>Aftercare</b>         | The supervision given to a child for a limited period of time after they are released from commitment to a state agency.   |
| <b>Biological Parent</b> | Person, either man or woman, who physically or genetically conceived the child who is the subject of an adoption or termination proceedings.   |
| <b>Burglary</b>          | The unlawful entry of a structure to commit a felony or a theft.   |
| <b>CASA</b>              | Court Appointed Special Advocate (usually volunteers) who serve to ensure that the needs and interests of a child in child protection judicial proceedings are fully protected.  |
| <b>CSA</b>               | Community Service Agency (CSA): Quasi-governmental agencies which contract with the Department of Children’s Services to provide needed services to families and children within the community. Each region within the Department of Children’s Services is served by a different CSA. |
| <b>Case</b>              | All Referral Reasons/Charges reported to the court (via complaint, petition, motion, etc.) on a given day for a given child.   |



## 2011 TENNESSEE JUVENILE COURT STATISTICAL DATA

|                          |   |
|--------------------------|---|
| <b>Child(ren)</b>        | “Child” or “children” means any person or persons under eighteen (18) years of age. T.C.A. § 36-1-102(13). A person 18 years or older may not be committed to or remain in the custody of the Department of Children’s Services by virtue of being adjudicated dependent and neglected or unruly. T.C.A. § 37-1-102(4) (C). |
| <b>Commitment</b>        | A decision by the judge that a child should be sent to a state agency for monitoring or care of the child.  |
| <b>Contempt of Court</b> | A willful disobedience of a court order or willful interference with the administration of justice.   |
| <b>Court</b>             | Chancery, circuit, or general sessions court, including juvenile, probate and criminal court. Often the term court is used interchangeably with judge or magistrate, as in the statement, “The lawyer presented evidence to the Court”.   |
| <b>Crime Index</b>       | Includes homicide, robbery, aggravated assault, rape, larceny and burglary.   |
| <b>Custody</b>           | Control and actual physical care of the child; includes the right and responsibility to provide for physical, mental, moral and emotional well being of the child. Custody does not exist by virtue of mere physical possession of the child. T.C.A. § 37-1-102(8).   |
| <b>DCS</b>               | The Tennessee Department of Children’s Services.  |
| <b>Delinquency</b>       | Acts or conduct in violation of criminal law.   |
| <b>Delinquent Act</b>    | An act committed by a juvenile that, if committed by an adult, would require prosecution in a criminal court. Because the act is committed by a juvenile it falls within the jurisdiction of the juvenile court.  |
| <b>Dependency Case</b>   | Those cases covering neglect or inadequate care on the part of a parent or guardian, such as abandonment or desertion; abuse or cruel treatment; improper or inadequate conditions in the home; and insufficient care or support resulting from death, absence, or physical or mental incapacity of the parent(s).          |



## 2011 TENNESSEE JUVENILE COURT STATISTICAL DATA

|                                 |   |
|---------------------------------|---|
| <b>Detention</b>                | The placement of youth in a restrictive facility between referral to court and the first court hearing (Detention Hearing). Also, a youth may be placed in a detention facility at different points as a case progresses through the juvenile justice system.   |
| <b>Disposition</b>              | Definitive action taken or treatment plan decided upon regarding a particular case. (e.g., a course of treatment and rehabilitation).   |
| <b>Disposition Date</b>         | The date that the disposition (outcome) or the informal adjustment of each referral took place. This is the date on which all reports produced by TCJFCJ are based.   |
| <b>Foster Care</b>              | The temporary placement of a child in the custody of the Department of Children's Services or any agency or institution, whether public or private, for care outside the home of a parent or relative, by blood or marriage, of the child, whether the placement is by court order, voluntary placement agreement, surrender of parental rights or otherwise. T.C.A. § 37-1-102 (b) (15).   |
| <b>Foster Care Review Board</b> | A board of citizen volunteers appointed by the juvenile court to periodically review foster care cases. The board serves the quasi-judicial function of advising the court concerning the status of the permanency process of each child in foster care. Depending on the jurisdiction, the board may review the cases of a delinquent or status offender in addition to abused and neglected children.   |
| <b>Foster Parent</b>            | “Foster parent” means, for purposes other than Kinship Foster Care Program as defined in T.C.A. § 37-2-414, a person who has been trained and approved by the department or licensed child-placing agency to provide full-time temporary out-of-home care at a private residence for a child or children who have been placed in foster care, or in the case of a child or children placed for adoption, a person who has provided care for the child or children for a period of six (6) months or longer in the absence of a power of attorney or court order. T.C.A. § 37-1-102(b) (16). |



## 2011 TENNESSEE JUVENILE COURT STATISTICAL DATA

|                            |  |
|----------------------------|--|
| <b>Guardian</b>            | “Guardian(s)” or “co-guardian(s)” means a person or persons or an entity, other than the parent of a child, appointed by a court or defined by law specifically as “guardian” or “co-guardian” or “conservator” to provide supervision, protection for and care for the person or property, or both, of a child or adult. T.C.A. § 36-1-102(24) (A).                       |
| <b>Guardian Ad Litem</b>   | In juvenile court, an attorney appointed by the court to represent the best interests of a child. See Tennessee Supreme Court Rule 40.   |
| <b>Informal Adjustment</b> | A non-judicial procedure whereby the juvenile court staff, subject to court approval, makes the decision to attempt to remedy the situation alleged in the referral by giving counsel and advice to the parent(s) and child. This is a voluntary agreement in which no official finding of fact is made. Informal adjustments may be initiated with or without a petition. |
| <b>Institution</b>         | Juvenile correctional or rehabilitation center.  |
| <b>Intake</b>              | Initial processing department that screens all referred cases. The intake department may decide to dismiss the case for lack of legal sufficiency or to resolve the matter formally or informally.   |
| <b>Judge</b>               | An elected or appointed person/individual presiding over the juvenile court proceedings.   |
| <b>Jurisdiction</b>        | The power and authority of a court to hear a case or controversy, and the power to render a decision or judgment.  |
| <b>Juvenile</b>            | Any individual under the chronological age of eighteen (18) who has not been previously transferred to adult court.  |
| <b>Juvenile Court</b>      | Court dealing with juveniles includes general sessions courts and some chancery courts in Tennessee except in those counties and municipalities in which special juvenile courts are provided by law.  |
| <b>Larceny/Theft</b>       | The unlawful taking, carrying, leading, or riding away of property from the possession of another.   |



## 2011 TENNESSEE JUVENILE COURT STATISTICAL DATA

|                                  |  |
|----------------------------------|--|
| <b>Magistrate</b>                | An individual, licensed to practice law in Tennessee, who is appointed by the judge to hear cases. A magistrate has the same authority as the judge to issue any and all process. The magistrate in the conduct of the proceedings has the powers of a trial judge. T.C.A. § 37-1-107. |
| <b>Motion</b>                    | Oral or written request made before, during, or after court hearings on which a court issues a ruling or order.  |
| <b>Paternity</b>                 | Determination of who is the father of a child.   |
| <b>Petition</b>                  | A document filed in a juvenile court alleging that a juvenile is a delinquent or status offender, or on the child's behalf and asking that the court assume jurisdiction over the juvenile, or juvenile's case.  |
| <b>Pretrial Diversion</b>        | A procedure similar in nature to informal adjustment, with no official finding as to guilt, except that a judge or magistrate must approve any agreement.  |
| <b>Probation</b>                 | Supervision of the child to monitor behavior after finding of guilt.   |
| <b>Referee/Magistrate</b>        | An individual, licensed to practice law in Tennessee, who is appointed by the judge to hear cases. A referee/magistrate has the same authority and powers as the judge to issue process and conduct proceedings.   |
| <b>Referral Date</b>             | The date the child was referred to the court on the current referral reason/charges.   |
| <b>Referral Source</b>           | The agency or individual filing a complaint with intake that initiates court proceedings.  |
| <b>Retired or Nolle Prosequi</b> | When a case is retired after having remained open due to some condition, or the prosecuting attorney makes a formal entry on record that he/she will not prosecute the case further (Nolle Prosequi means unwilling to pursue).  |
| <b>Review Hearing</b>            | Held by the juvenile court to review dispositions and to determine the need to maintain placement in out-of-home care and/or jurisdiction of a child.  |



## 2011 TENNESSEE JUVENILE COURT STATISTICAL DATA

|                                       |   |
|---------------------------------------|---|
| <b>Robbery</b>                        | The taking or attempting to take anything of value from the care, custody, or control of a person or persons by force or threat of force or violence and/or by putting the victim in fear.  |
| <b>Status/Unruly Offenses</b>         | Includes acts or types of conduct that are offenses only when committed or engaged in by a juvenile; these can only be adjudicated by a juvenile court.   |
| <b>Termination of Parental Rights</b> | A legal proceeding forever severing all legal rights and obligations of the parent so that others may adopt the child.  |
| <b>Truant</b>                         | A child who willfully and unjustifiably fails to attend school when attendance is required by law.  |
| <b>Violent Crime Index</b>            | Includes referrals for homicide, robbery, forcible rape and aggravated assault.   |
| <b>YSO</b>                            | Youth Services Officer. An official of the court whose duties include, but are not limited to, juvenile court intake, pre-hearing investigations, referral, supervision, detention screenings, counseling, and/or record keeping. |

