



2013



State of Tennessee
Annual Juvenile Court Statistical Report

TENNESSEE COUNCIL OF JUVENILE AND FAMILY COURT JUDGES

JUDGE NOLAN GOOLSBY, PRESIDENT

2013

ANNUAL JUVENILE COURT STATISTICAL REPORT

PUBLISHED DECEMBER 2014

We appreciate the juvenile court staff and clerks who provided the juvenile court statistical data necessary for the production of this report. We also acknowledge the Tennessee Commission on Children and Youth for their continued support and encouragement.

**Supreme Court of Tennessee
Administrative Office of the Courts
511 Union Street, Suite 600
Nashville, Tennessee 37219**

Any portion of this publication may be reproduced.

2013 TENNESSEE JUVENILE COURT STATISTICAL DATA

TABLE OF CONTENTS

	Page
The Juvenile Court	
The Tennessee Council of Juvenile and Family Court Judges	1
TCJFCJ Executive Committee	1
The Administrative Office of the Courts	2
AOC Staff	2
Overview	3
Court Process	3
The Juvenile Court Referral Process Diagram	4
The Court Data Collection Process	5
Units of Court	9
AOC Collection and Reporting Methodology for Race and Ethnicity	10
Tennessee Regional and Metropolitan Area Maps	11
Children Information	12
Children Referred to Juvenile Court by Geographical Region and Major Metropolitan Area	13
Children Referred to Juvenile Court by Race	14
Children Referred to Juvenile Court by Age	15
Hispanic Origin	16
Children of Hispanic Origin Referred to Juvenile Court by Race	16
Living Arrangement of Child at Time of Referral	17
Last Grade Completed by Child at Time of Referral	18
Children Enrolled in School	18
Children Enrolled in Special Education	18
Detention Statistics at Time of Referral by Child	19
Detention Statistics at Time of Referral by Case	19
Placement after Secure Detention Hearing by Child	20
Placement after Secure Detention Hearing by Case	20
Children with Delinquent, Neglect/Dependent/Abuse, Status/Unruly Referrals	21
Children with Delinquent Referrals by Sex	22
Children with Status/Unruly Referrals by Sex	22
Children with Dependency/Neglect/Abuse Referrals	22
Children Referred for Unlawful Carrying/Possession of a Weapon by Age	23
Children Referred for Carrying Weapons on School Property by Age	23
Children Transferred to Adult Court by Age	24
Referral Information	25
Intake Action by Type	26
Intake Actions at Referral	29
Source of Referral by Type	30
Six Most Frequent Referral Reasons by Source	33
Source of Referrals	36



2013 TENNESSEE JUVENILE COURT STATISTICAL DATA

	Page
Referral Reasons by Type	37
Referrals by Type	40
Referrals for Status/Unruly Offenses	41
Delinquent Referrals by Sex	42
Status/Unruly Referrals by Sex	42
Dependency/Neglect/Abuse Referrals by Sex	42
Breakdown of Referrals by the Person Executing the Action	43
Dispositional Actions/Case Outcomes	44
Dispositional Actions	45
Dispositional Actions by Type	46
Formal and Informal Actions by Type	47
Case Outcomes	52
Case Outcomes by Type	53
Individual Court Information	55
Cases Transferred to Adult Court by Court	56
Children Transferred to Adult Court by Court	57
Children Referred to Juvenile Court by Court	58
Child, Case, and Referral Counts by Court	60
Referral and Court Counts by Type	62
Trends	65
Neglected, Dependent and Abused Referrals and Individual Children Referred	66
Delinquent Referral Reasons and Individual Children Referred	67
Status/Unruly Referral Reasons and Individual Children Referred	67
Cases in Juvenile Court	68
Referrals to Juvenile Court	69
Children Referred to Tennessee Juvenile Courts	70
Commitments to Dept of Children Services (DCS, DHS, DYD) for Secure or Non-Secure Placement with Referrals of Delinquent, Status, Dependency or Neglect	71
Children Referred to Juvenile Court with Violation of Probation or Violation of Aftercare	71
Appendix	72
Children Under Age 18 Transferred to Adult Court by Court	73
Children Under Age 18 at Time of Referral by Court	74
Referrals by Type and Age	76
Referrals by Age	78
Top 4 Referral Reasons by Sex, Race, and Type	79
Cases for Children Under Age 18 Transferred to Adult Court	82



2013 TENNESSEE JUVENILE COURT STATISTICAL DATA

Tennessee Council of Juvenile and Family Court Judges

The Tennessee Council of Juvenile and Family Court Judges (TCJFCJ), was created by the Tennessee General Assembly through legislation that was effective July 1, 1982. The TCJFCJ is the official organization of Tennessee judges having juvenile court jurisdiction.

Throughout its history the Council has represented juvenile court judges and court staff, providing an independent voice regarding issues affecting children, youth, families and communities. The Council meets semi-annually to consider matters concerning their members' official duties and obligations. The Council promotes best court practices and seeks a clearer understanding of what problems and specific challenges dependent, neglected, unruly, and delinquent children face when they come before the courts. The Council strives to increase the court's resources and legal options so they may better meet the needs of Tennessee's children and their families.

TCJFCJ Executive Committee

President:	Honorable Nolan Goolsby	Putnam County
Vice-President:	Honorable Robert Lincoln	Washington County
Secretary/Treasurer:	Honorable Dennis Humphrey	Roane County

Directors

Immediate Past President:	Honorable Ray Grimes	Montgomery County
	Honorable Tim Brock	Coffee County
	Honorable Tim Irwin	Knox County
	Honorable Christy Little	Madison County
	Honorable Jeff D. Rader	Sevier County
	Honorable Vicki Snyder	Henry County
	Honorable John Whitworth	Benton County



2013 TENNESSEE JUVENILE COURT STATISTICAL DATA

The Administrative Office of the Courts

The Administrative Office of the Courts (AOC) assumed administrative support responsibilities for the TCJFCJ in April 2005. The juvenile courts and the clerks of the courts provide juvenile court data; including cases, informal adjustments, pretrial diversions and special proceedings as set out in the Tennessee Code Annotated § 37-1-106(b)(3) and § 37-1-506. Among the staff serving the TCJFCJ are the AOC's general counsel, a juvenile court program specialist, and a juvenile data collection team

AOC Staff

Executive Director:	Bill Young
General Counsel:	David Haines
Juvenile Court Program Specialist:	Jeana Hendrix
Director, Information Technology:	Ann Lynn Walker
Juvenile Team	
Technology Manager:	Tammy Hawkins
Juvenile Data Analyst:	Beverly Edmonds
Statistical Research Analyst:	Shea Conaway



2013 TENNESSEE JUVENILE COURT STATISTICAL DATA

Overview

Tennessee has a non-unified court system which means that each court has its own methods of conducting court business. Collecting the same categories of juvenile data across all courts is a challenge. Because of these basic court differences, similar caseloads can be reported differently from court to court. Caution should be exercised when comparing courts with each other. Given this disclaimer, the AOC notes decreases in the total numbers of children, cases and referrals reported statewide in 2013 from the prior year. Additional statistics and juvenile court information can be found at <http://www.tncourts.gov/courts/juvenile-family-courts/statistics>.

Court Process

The basic juvenile court process in Tennessee is comprised of three central components:

Referral/Intake

Referral begins when a complaint is filed. The complaints are filed by law enforcement, parents or other individuals or agencies requesting that the court exercise its authority. Intake is a process during which the court reviews information to determine whether it has the authority to intervene in a child's life and in what manner it will administer its authority. For status offenses or delinquent matters, if the complainant requests that the juvenile be detained, the intake officer performs a detention screening to determine if there is probable cause (legal sufficiency) that the child committed the alleged offense and is subject to detention in accordance with the statute. The intake officer then determines if the complaint should be excluded, informally adjusted (a voluntary agreement between the intake officer, the child and the parents), or if a petition should be filed.

Adjudication

If a petition is filed the case goes into the adjudicatory phase. The juvenile court judge or magistrate hears the case to determine if the allegations in the petition have merit. The court considers only formally admitted evidence in making its decision. When the allegations are substantiated, the judge will either proceed immediately or will set a later hearing date to determine the appropriate case disposition or outcome. If the allegations are not substantiated or cannot be proven, the petition will be dismissed.

Disposition/Outcome


The disposition is the determination of an appropriate action best suited for the protection, physical, mental and moral welfare of the child; or for the treatment, rehabilitation and welfare of the child. The Juvenile Court Referral Process Chart on the next page is a graphic depiction of the referral process and shows how many referrals were disposed state-wide in 2013.



2013 TENNESSEE JUVENILE COURT STATISTICAL DATA

The Juvenile Court Referral Process Diagram

Delinquent 60,138	Status 21,441	Dependency and Neglect 15,994	Other Court Action Violations 274	Special Proceedings 47,035	Parentage 26,012	Other 13,172
-----------------------------	-------------------------	---	---	--------------------------------------	----------------------------	------------------------



Parents, Victims, School, Relatives, State Dept, etc.
128,153

Law Enforcement
55,913

Pretrial Diversion, Informal Adjustment
28,844

Court Actions
184,066

Transfer to Adult Court Hearing
495

Charges Cleared By Transfer to Adult Court
28

Formal Adjudications
60,356

Special Proceeding
34,548

Review Concluded
9,566

Case Held Open
33,158

Juvenile Court System Outcomes / Dispositions
268,530

Other
17,071

Formal
14,913

General
149,152

Special Proceedings
61,643

Other
42,822



2013 TENNESSEE JUVENILE COURT STATISTICAL DATA

The Court Data Collection Process

All 98 Tennessee juvenile courts reported data to the TCJFCJ in 2013. The courts used either JIF98, a data collection software program provided by the TCJFCJ, or other data collection software that they obtained for their court. All data collection software is required to adhere to the data validation standards developed by the AOC staff to insure data accuracy. The courts submit their data on computer readable media, data upload to our website, or as electronic mail attachments. Tennessee juvenile courts have reported data to the TCJFCJ for the past 26 years.

Data Collected for Each Case at Disposition

Below is a listing of all the data elements collected for each case in Tennessee juvenile courts. While extensive, there are several limitations to the collection process. Only the top five referral reasons and top eight case outcomes are collected, even if the case has additional referrals and outcomes that the court processes. Also, reporting to the AOC is only completed once a case has been disposed. Therefore, this report does not include cases that have been filed unless they have also been disposed.

Note: Name, Address, Social Security Number, and Phone Number data are not transmitted to the AOC and remains with the originating court.

Name

Last
First
Middle

Address

Street
City
State
Zip Code

Phone Number

Social Security Number

(One selected for data entry)

White
African American
Native American
Asian
Mixed Race
Unknown

Is Child of Hispanic Origin?

(One selected for data entry)

Yes
No
Unknown

Living Arrangement of Child:

(One selected for data entry)

With both biological parents
With father and stepmother
With mother and stepfather
With mother
With father
With relatives
With adoptive parents
With foster family
In a group home
In a residential center
In an institution
Independent
Unknown
Other

Is Child Enrolled in School?

(One selected for data entry)

Court

Child Identification Number

Date of Referral

Date of Birth

Sex of Child:

(One selected for data entry)

Male
Female
Unknown

Race of Child:



2013 TENNESSEE JUVENILE COURT STATISTICAL DATA

Yes
No
Unknown

Last Grade Completed by Child:

(One selected for data entry)
Too Young for School
Too Young for Pre-school
Too Young for Kindergarten
Regular School or Home School Grade
Non-graded Special-Ed
GED
Graduated
Never Been in School
Unknown
Other

Is Child Also in Special Education?

(One selected for data entry)
Yes
No
Unknown

Referral Reasons:

(Five maximum for data entry)
Offenses against Persons
Criminal Homicide
1st Degree Murder
2nd Degree Murder
Aggravated Rape
Rape of a Child
Aggravated Vehicular Homicide
Esp. Aggravated Robbery
Esp. Aggravated Kidnapping
Aggravated Robbery
Aggravated Kidnapping
Aggravated Child Abuse/Neglect
Aggravated Sexual Battery
Rape
Voluntary Manslaughter
Vehicular Homicide
Sexual Abuse of a Child
Other Sexual Offenses (except those listed above)
Aggravated Assault
Robbery
Criminally Negligent Homicide
Attempt to Commit a Crime Against Person (except Assault)
Assault
Reckless Endangerment
Offenses against Property
Aggravated Arson
Arson
Aggravated Burglary
Theft of Property
Vandalism
Forgery

Worthless Checks
Illegal Possession / Fraudulent Use of Credit/Debit Cards
Burglary
Unauthorized use of a Vehicle
Cruelty to Animals
Illegal Conduct
Sale of Controlled Substances
Other Drug Offenses
Possession of Controlled Substances
Criminal Attempt
Carrying Weapons on School Property
Unlawful Carrying/Possession of a Weapon
Evading Arrest
Escape
Driving Under Influence (DUI)
Possession/Consumption of Alcohol
Resisting Stop, Frisk, Halt, Arrest or Search
Aggravated Criminal Trespass
Harassment
Failure to Appear
Filing a False Police Report
Criminal Impersonation
Disorderly Conduct
Criminal Trespass
Public Intoxication
Gambling
Traffic
Local Ordinances
Violation of Wildlife Regulations
Contempt of Court
Violation of Probation
Violation of Aftercare
Status Offenses
Unruly Behavior
Truancy
In-State Runaway
Out-of-State Runaway
Possession of Tobacco Products
Violation of Valid Court Order
Violation of Curfew
Neglect, Abuse, Brutality, etc.
Sexually Abused Child
Physically Abused Child
Dependency/Neglect
Termination of Parental Rights
Other Violation Proceedings
Violation of Pretrial Diversion
Violation of Informal Adjustments
Special Proceedings
Judicial Review
Administrative Review
Foster Care Review
Custody



2013 TENNESSEE JUVENILE COURT STATISTICAL DATA

Visitation
 Paternity/Legitimation
 Child Support
 Request for Medical Treatment
 Consent to Marry
Other Referrals
 Other

Referral Source:

(Five maximum for data entry)
 Law Enforcement
 Parents
 Relatives
 Self
 School
 CSA
 DCS
 Other State Department
 District Attorney's Office
 Court Staff
 Social Agency
 Other Court
 Victim
 Child & Parent
 Hospital
 Unknown
 Other

Intake Actions:

(Five maximum for data entry)
 Petition Filed
 Motion Filed
 Citation Processed
 Notification of Acknowledgment of
 Paternity Processed
 Scheduling of Judicial Review
 Scheduling of Administrative Review
 Scheduling of Foster Care Review
 Unknown
 Does Not Apply
 Other

Amended Charge:

(Five maximum for data entry)
 (See *Referral Reasons*)

Dispositional Actions:

(Five maximum for data entry)
Formal Adjudications
 Dismissed
 Retired or *Nolle Prosequi*
 Complaint Substantiated Delinquent
 Complaint Substantiated Status
 Offender
 Complaint Substantiated
 Dependent/Neglected
 Complaint Substantiated Abused
 Complaint Substantiated Mentally III

Court Actions

Informal Adjustment
 Pretrial Diversion
 Transfer to Adult Court Hearing
 Charges Cleared by Transfer to Adult
 Court
 Special Proceeding
 Review Concluded
 Case Held Open
 Other

Action Executed By:

(Five maximum for data entry)
 Judge
 Magistrate
 YSO
 Other

Date of Disposition or Informal Adjustment

(Five maximum for data entry)

Case Outcomes:

(Eight maximum for data entry)

General Actions

Case Dismissed
 Case Retired or *Nolle Prosequi*
 Warned/Counseled
 Held Open for Review
 Supervision/Probation to Juvenile Court
 Probation to Parents
 Referral to another Entity for
 Supervision/Service
 Referred for Mental Health Counseling
 Referred for Alcohol and Drug
 Counseling
 Referred to Alternative School
 Referred to Private Child Agency
 Referred to Defensive Driving School
 Referred to Alcohol Safety School
 Referred to Juvenile Court Education
 Based Program
 Driver's License Held Informally
 Voluntary Placement with DMHMR
 Private Mental Health Placement
 Private MR Placement
 Placement with City/County
 Agency/Facility
 Placement with Relative/Other Individual
 Fine
 Public Service
 Restitution
 Runaway Returned
 No Contract Order
 Injunction Other than No Contract Order
 House Arrest
 Court Defined Curfew
 Dismissed from Informal Adjustment
 Dismissed from Pretrial Diversion



2013 TENNESSEE JUVENILE COURT STATISTICAL DATA

Released from Probation

Formal Actions

Transferred to Adult Court

DMHMR Involuntary Commitment

DCS Commitment - Determinate

DCS Commitment/Custody

DCS Commitment - Suspended

DCS Intensive Probation

Other Intensive Probation

DCS Probation

Placed under a Valid Court Order

Supervision by DCS

Transferred to another Juvenile Court
For Disposition

Parental Rights Terminated

Parental Rights Not Terminated

Special Proceedings

Order of Reference to DCS

Court Costs

Foster Care Terminated

Foster Care Continued

Custody Changed

Custody Unchanged

Visitation Changed

Visitation Unchanged

Voluntary Acknowledgment of Paternity

Paternity Determined/Child Legitimated

Paternity Not Determined/ Child Not
Legitimated

Child Support Granted

Child Support Amended

Child Support Denied

Child Support Terminated

Request for Medical Treatment Granted

Request for Medical Treatment Denied

Consent to Marry Granted

Consent to Marry Denied

Other Outcomes

Other

Type of Detention:

(One selected for data entry)

Non-Secure Placement

Juvenile Detention Facility

Jail – Complete Separation

Jail – Partial Separation

Jail – No Separation

Psychiatric Hospital

Unknown

Does Not Apply

Other

Placement after Secure Detention

Hearing:

(One selected for data entry)

Return to Prior Living Arrangement

Juvenile Detention Facility

Jail

Shelter Facility/Group Home

Foster Family Home

Psychiatric Hospital

Unknown

Does Not Apply

Other

Please note that data from 2005 has not been included in the trend information charts. One of the larger juvenile courts submitted its 2005 data in a summarized format. The summarized data could not be included in the database or in the reports that used demographic information to break the data down into reportable categories. The absence of this court's information would have biased the data and given a false representation of juvenile trend factors within the State. To address this challenge, the AOC chose the trend range of 2003 through 2004 and 2006 through 2013, which shows 10 years of accumulated statistics that depict the juvenile court data in the most meaningful way.



2013 TENNESSEE JUVENILE COURT STATISTICAL DATA

Units of Count

The statistical reports contained in this document are broken down into the following:

Number of Children

Counting children is accomplished by using the unique identification number that each court assigns to each child. This identification method ensures that each child will be counted only once for statistical purposes.

Number of Cases

Each child may have one (1) or more cases. A case is defined as: "All referral reasons/charges reported to the court (via complaint, petition, motion, etc.) on a given day for a given child". This means that one case on an individual child may contain up to five referral reasons. A child may be referred to court for more than five (5) referral reasons, but the top five (5) referral reasons or charges on one referral date in each case are collected for statistical purposes. The disposition date, which is the date that the case is disposed, is used to determine when the case will be counted and reported for statistical purposes.

Number of Referrals

A referral is defined as a complaint, offense, or reason that the juvenile court is involved with the child

Number of Dispositional Actions

A dispositional action is how the court will proceed with each referral. A referral can be handled informally via pretrial diversion or informal adjustment. The court can also decide to hold a formal hearing to determine if the referral reasons are substantiated or not.

Number of Case Outcomes

A case outcome is the type of action or service that is to be established as a result of a juvenile referral. There can be multiple outcomes per referral. Each referral has at least one outcome, so the number of outcomes may exceed the number of referrals. A child may receive more than eight (8) outcomes on each but the first eight (8) outcomes are reported for statistical purposes.



2013 TENNESSEE JUVENILE COURT STATISTICAL DATA

AOC Collection and Reporting Methodology for Race and Ethnicity

The Tennessee Administrative Office of the Courts uses as a guideline the national "Standards for Maintaining, Collecting, and Presenting Federal Data on Race and Ethnicity". The Office of Management and Budget (OMB) published these standards to make it possible for federal agencies to collect information that reflects the increasing diversity of the United States.

While the federal categories provide a standardized format for purposes of collecting and presenting data on race and ethnicity, the standard was not designed to capture the full complexity of race and ethnicity. It attempts to gather basic statistics to inform policy decisions. Data on race and ethnicity have historically been collected by government agencies for numerous purposes, and the categories for collecting and tabulating these data have changed many times.

When a youth is referred to the juvenile court system, the information below is collected on race and ethnicity.

The *Race of Child* can be recorded as one of the following:

- *Asian*. A child having origins in any of the original peoples of the Far East, Southeast Asia, or the Indian subcontinent.
- *African American*. A child having origins in any of the black racial groups of Africa.
- *Native American*. A child having origins in any of the original peoples of North and South America (including Central America), and who maintains tribal affiliation or community attachment.
- *White*. A child having origins in any of the original peoples of Europe, the Middle East, or North Africa.
- *Mixed Race*. A child having origins in more than one of the above categories.
- *Unknown*. A child having origins that are not known.

All racial categories may contain juveniles who are considered to be of Hispanic origin or ethnicity. Some courts do not report this data at all which means Hispanic ethnicity or Hispanic origin is potentially underreported in Tennessee.

Hispanic Origin is defined as follows:

- A person of Cuban, Mexican, Puerto Rican, South or Central American, or other Spanish culture or origin, regardless of race. The term, "Spanish origin," can be used in addition to "Hispanic origin."



2013 TENNESSEE JUVENILE COURT STATISTICAL DATA

Tennessee Regional and Metropolitan Area Maps

Tennessee Regional and Metropolitan Area Map



Tennessee is divided into eight (8) major regions and four (4) metropolitan areas.

Major Regions (from left to right on map)

Northwest Region: (Counties) Benton, Carroll, Crockett, Dyer, Gibson, Henry, Lake, Obion and Weakley

Southwest Region: (Counties) Chester, Decatur, Fayette, Hardeman, Hardin, Haywood, Henderson, Lauderdale, McNairy, Madison and Tipton

Mid-Cumberland Region: (Counties) Cheatham, Dickson, Houston, Humphreys, Montgomery, Robertson, Rutherford, Stewart, Sumner, Trousdale, Williamson and Wilson

South Central Region: (Counties) Bedford, Coffee, Franklin, Giles, Hickman, Lawrence, Lewis, Lincoln, Marshall, Maury, Moore, Perry and Wayne

Upper Cumberland Region: (Counties) Cannon, Clay, Cumberland, DeKalb, Fentress, Jackson, Macon, Overton, Pickett, Putnam, Smith, Van Buren, Warren and White

Southeast Region: (Counties) Bledsoe, Bradley, Grundy, McMinn, Marion, Meigs, Polk, Rhea and Sequatchie

East Region: (Counties) Anderson, Blount, Campbell, Claiborne, Cocke, Grainger, Hamblen, Jefferson, Loudon, Monroe, Morgan, Roane, Scott, Sevier and Union

Northeast Region: (Counties) Bristol City, Carter, Greene, Hancock, Hawkins, Johnson, Johnson City, Sullivan Division 1, Sullivan Division 2, Unicoi and Washington

Metropolitan Areas

Davidson County/Nashville

Hamilton County/Chattanooga

Knox County/Knoxville

Shelby County/Memphis



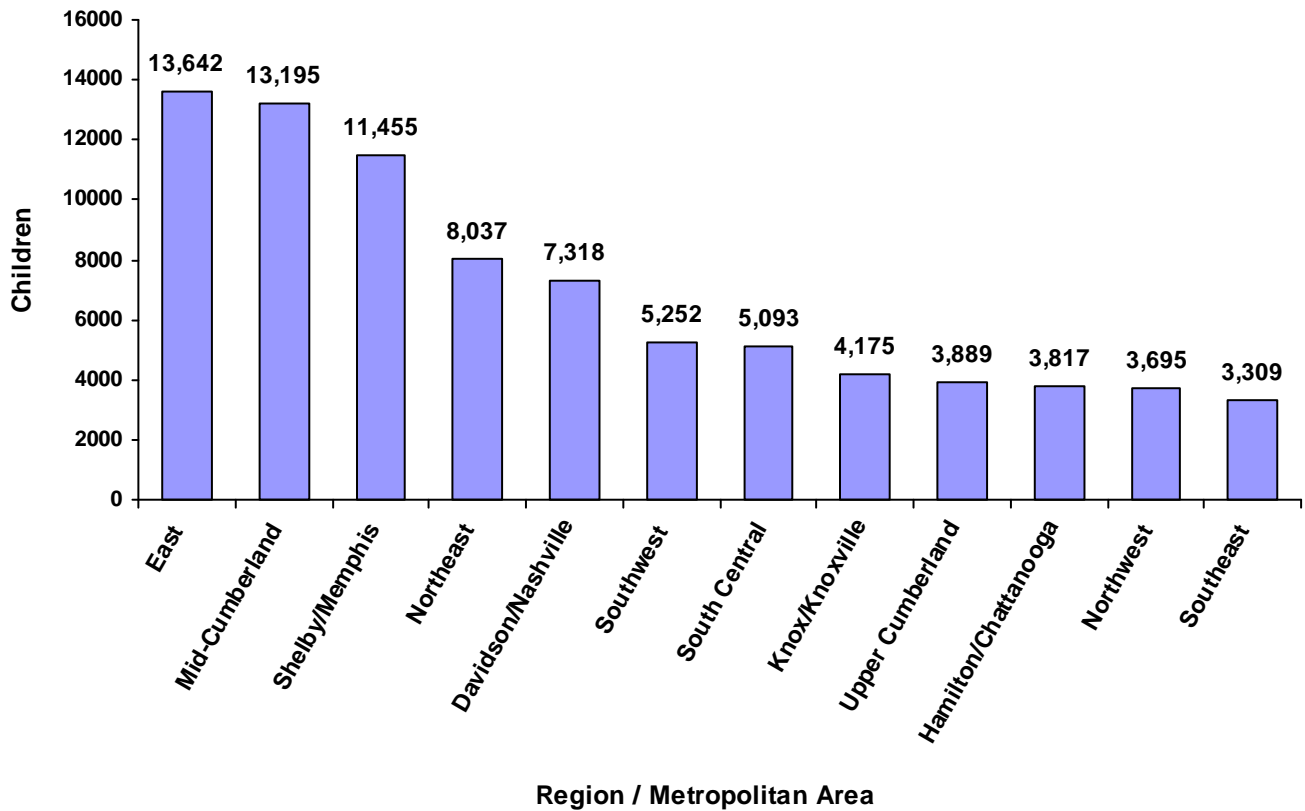
Children Information



2013 TENNESSEE JUVENILE COURT STATISTICAL DATA

Children Referred to Juvenile Court (by Geographical Region and Major Metropolitan Area)

	White Male	African American Male	Other Race Male	White Female	African American Female	Other Race Female	Unknown Race or Sex	Total	% of All Children Referred
Davidson/Nashville	1,011	2,308	140	791	1,815	139	1,114	7,318	8.83%
East	6,885	333	184	5,282	199	163	596	13,642	16.46%
Hamilton/Chattanooga	1,067	1,035	61	809	727	50	68	3,817	4.61%
Knox/Knoxville	1,535	407	126	1,239	265	115	488	4,175	5.04%
Mid-Cumberland	5,060	1,180	269	3,311	699	241	2,435	13,195	15.92%
Northeast	3,862	128	86	2,967	92	70	832	8,037	9.70%
Northwest	1,354	675	107	938	481	66	74	3,695	4.46%
Shelby/Memphis	1,045	5,845	132	656	3,648	129	0	11,455	13.82%
South Central	2,559	299	100	1,734	189	91	121	5,093	6.15%
Southeast	1,821	95	81	1,193	48	37	34	3,309	3.99%
Southwest	1,581	1,389	116	920	778	70	398	5,252	6.34%
Upper Cumberland	2,212	56	35	1,503	30	18	35	3,889	4.69%
Totals	29,992	13,750	1,437	21,343	8,971	1,189	6,195	82,877	

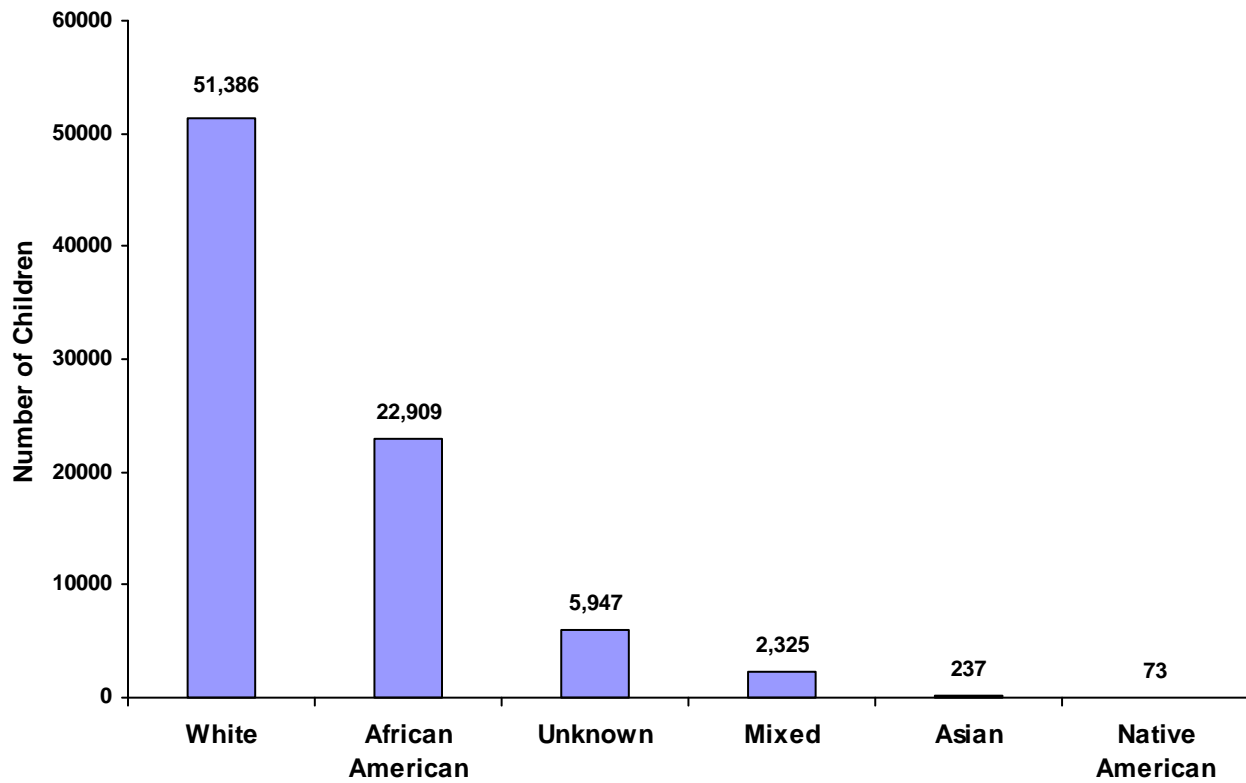


2013 TENNESSEE JUVENILE COURT STATISTICAL DATA

Children Referred to Juvenile Court

(by Race)

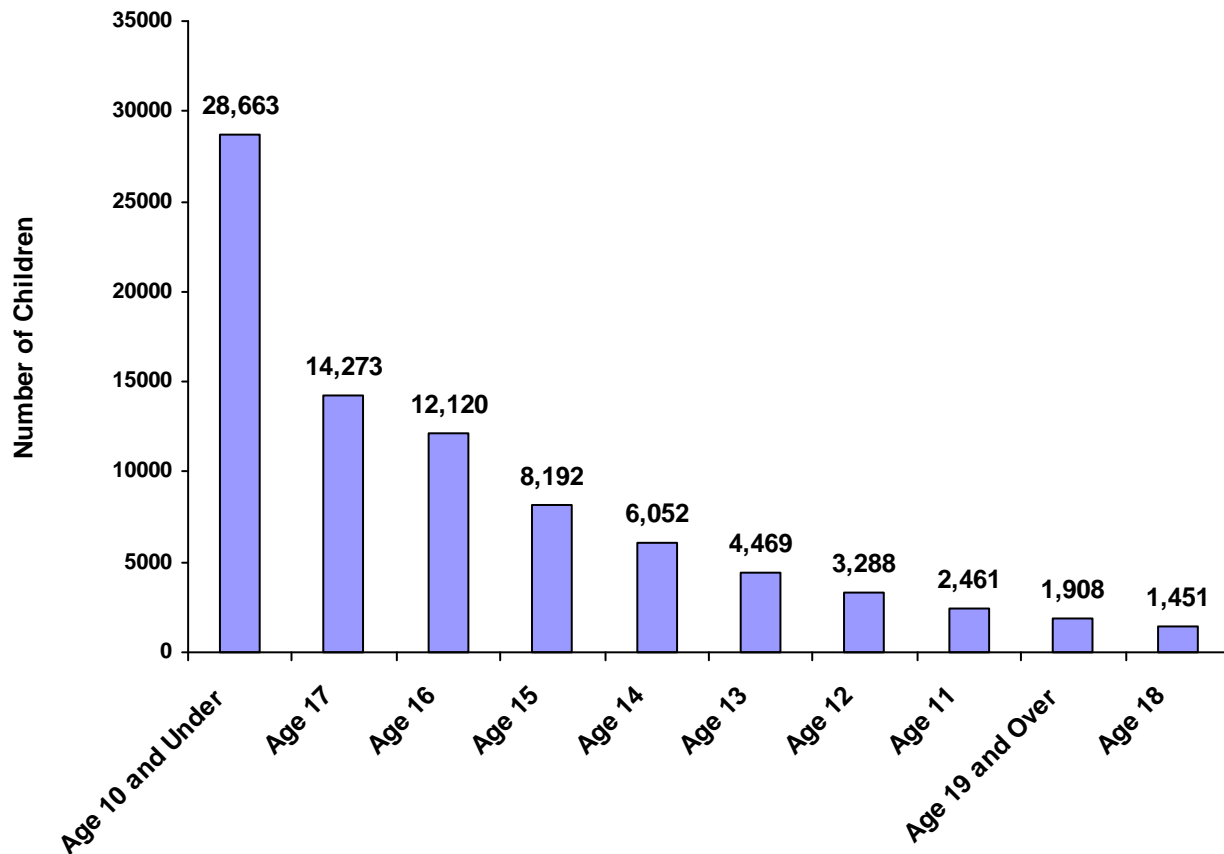
Race	Male	Female	Unknown	Total	Percent
White	29,992	21,343	51	51,386	62.00%
African American	13,750	8,971	188	22,909	27.64%
Native American	45	28	0	73	0.09%
Asian	137	97	3	237	0.29%
Mixed	1,255	1,064	6	2,325	2.81%
Unknown	2,533	2,282	1,132	5,947	7.18%
Total	47,712	33,785	1,380	82,877	100.00%



2013 TENNESSEE JUVENILE COURT STATISTICAL DATA

Children Referred to Juvenile Court (by Age)

	White Male	African American	Other Race	White Female	African American Female	Other Race	Unknown Race or Sex	Total	% of All Children
Age 10 and Under	8,774	3,719	654	8,045	3,231	641	3,599	28,663	34.58%
Age 11	750	461	47	651	309	46	197	2,461	2.97%
Age 12	1,131	628	70	754	448	41	216	3,288	3.97%
Age 13	1,519	916	78	1,045	583	66	262	4,469	5.39%
Age 14	2,100	1,282	100	1,462	755	67	286	6,052	7.30%
Age 15	2,996	1,723	135	1,900	1,027	77	334	8,192	9.88%
Age 16	4,959	2,110	146	3,131	1,195	124	455	12,120	14.62%
Age 17	6,396	2,334	171	3,634	1,160	104	474	14,273	17.22%
Age 18	686	243	19	309	106	16	72	1,451	1.75%
Age 19 and Over	681	334	17	412	157	7	300	1,908	2.30%
Total	29,992	13,750	1,437	21,343	8,971	1,189	6,195	82,877	



Tennessee Council of Juvenile & Family Court Judges
Administrative Office of the Courts

2013 TENNESSEE JUVENILE COURT STATISTICAL DATA

Hispanic Origin

Hispanic is defined as follows: A person of Cuban, Mexican, Puerto Rican, South or Central American, or other Spanish culture or origin, regardless of race. The term, "Spanish origin," can be used in addition to "Hispanic origin."

All racial categories may contain juveniles who are considered to be of Hispanic origin or ethnicity. Some courts do not report this data at all which means Hispanic ethnicity or Hispanic origin is potentially underreported in Tennessee.

Federal standards emphasize self-identification as the preferred method for collecting data on race and ethnicity. Self-identification for Hispanic origin means that the responses are based on self-perception and therefore are subjective. This issue is especially pronounced with young children, who may or may not be accompanied by an adult who better understands the question. In situations where self-reporting is not practicable or feasible, court officer identification may be used. In interpreting and evaluating the results of analyses that are based on data collected, it is important to remember that the current approach has shortfalls.

The table below represents the available data on children reported as Hispanic by local courts. While 2.89% of children are reported as Hispanic, 20.52% of all children are reported with an "Unknown" ethnicity, with the remaining 76.58% reported as Non-Hispanic. The fact that one in five children is reported with Unknown ethnicity is a significant data reliability problem and makes drawing conclusions about the actual Hispanic juvenile population difficult.

Children of Hispanic Origin Referred to Juvenile Court

(by Race)

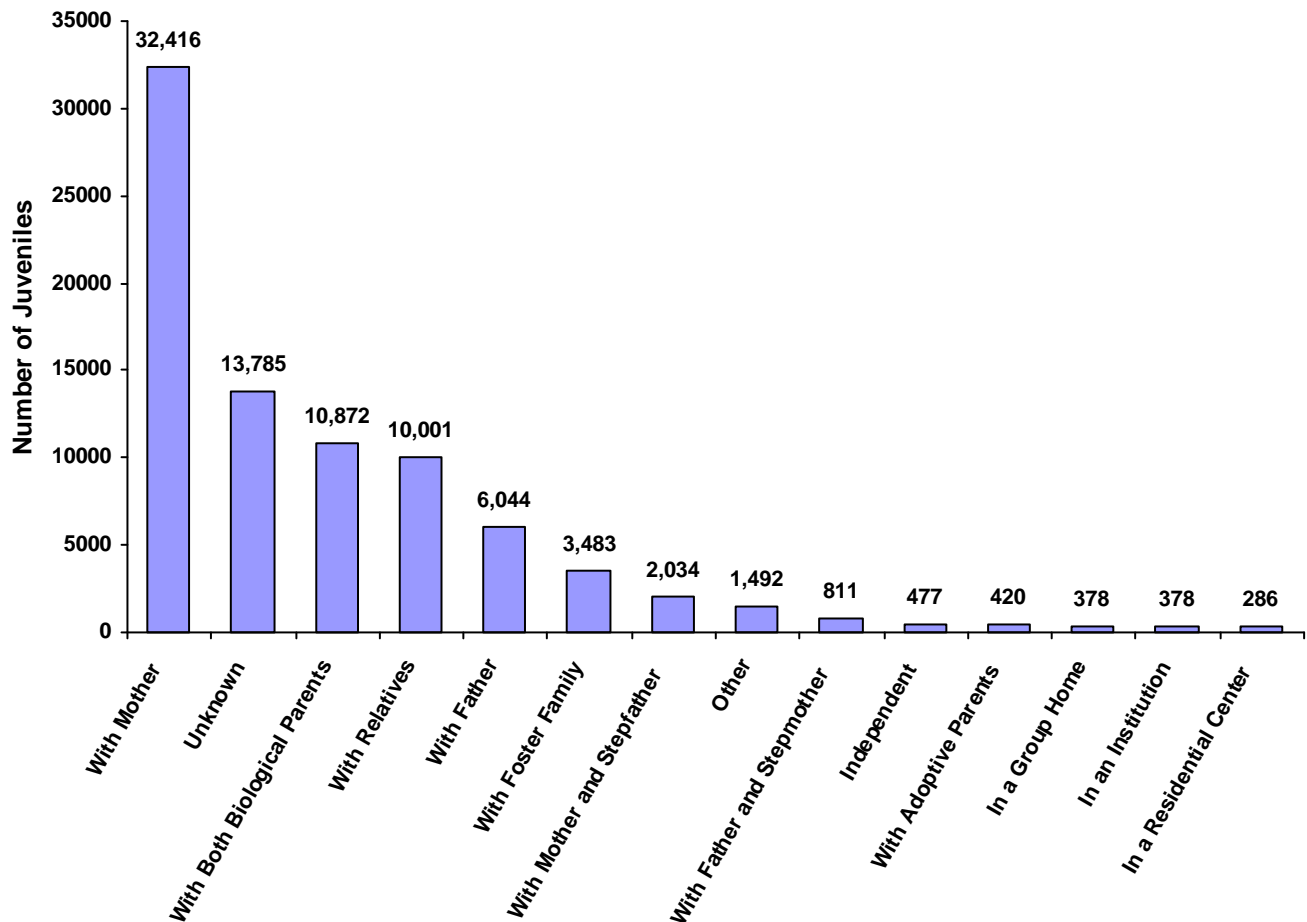
Race	Male	Female	Unknown	Total	% of All Children
White	895	568	2	1,465	1.77%
African American	85	60	1	146	0.18%
Native American	5	0	0	5	0.01%
Asian	2	5	0	7	0.01%
Mixed	179	155	0	334	0.40%
Unknown	266	172	2	440	0.53%
Total	1,432	960	5	2,397	2.89%



2013 TENNESSEE JUVENILE COURT STATISTICAL DATA

Living Arrangement of Child at Time of Referral

	White Male	African American Male	Other Race Male	White Female	African American Female	Other Race Female	Unknown Race or Sex	Total	% of All Children Referred
With Both Biological Parents	5,943	826	155	3,226	376	95	251	10,872	13.12%
With Father and Stepmother	402	90	14	244	48	6	7	811	0.98%
With Mother and Stepfather	975	264	40	589	101	27	38	2,034	2.45%
With Mother	9,998	7,390	563	7,446	4,759	454	1,806	32,416	39.11%
With Father	2,760	819	93	1,643	411	72	246	6,044	7.29%
With Relatives	3,500	1,466	212	3,070	1,146	184	423	10,001	12.07%
With Adoptive Parents	180	38	23	133	20	8	18	420	0.51%
With Foster Family	1,310	264	77	1,330	251	73	178	3,483	4.20%
In a Group Home	187	73	7	79	21	3	8	378	0.46%
In a Residential Center	163	45	3	60	12	1	2	286	0.35%
In an Institution	90	146	6	55	71	5	5	378	0.46%
Independent	136	97	8	115	74	3	44	477	0.58%
Unknown	3,864	2,013	208	2,948	1,485	226	3,041	13,785	16.63%
Other	484	219	28	405	196	32	128	1,492	1.80%
Totals	29,992	13,750	1,437	21,343	8,971	1,189	6,195	82,877	



2013 TENNESSEE JUVENILE COURT STATISTICAL DATA

Last Grade Completed by Child at Time of Referral

	White Male	African American Male	Other Race Male	White Female	African American Female	Other Race Female	Unknown Race or Sex	Total	% of All Children Referred
Too Young for School	3,097	785	204	2,996	702	214	612	8,610	10.39%
Preschool	222	204	21	218	179	29	13	886	1.07%
Kindergarten	601	195	44	565	188	37	24	1,654	2.00%
1st Grade	563	203	30	488	157	31	47	1,519	1.83%
2nd Grade	463	194	35	452	166	24	40	1,374	1.66%
3rd Grade	494	233	21	389	171	35	38	1,381	1.67%
4th Grade	566	269	28	430	195	20	31	1,539	1.86%
5th Grade	675	394	41	481	254	25	40	1,910	2.30%
6th Grade	1,026	670	50	669	338	28	56	2,837	3.42%
7th Grade	1,381	870	74	909	505	49	79	3,867	4.67%
8th Grade	2,231	1,349	108	1,283	760	56	154	5,941	7.17%
9th Grade	2,945	1,611	119	1,816	903	72	167	7,633	9.21%
10th Grade	3,685	1,561	115	2,054	836	87	132	8,470	10.22%
11th Grade	3,113	1,001	65	1,895	571	58	105	6,808	8.21%
12th Grade	632	270	26	468	154	21	67	1,638	1.98%
Non-Graded Special Ed	95	106	9	52	54	0	1	317	0.38%
GED	82	17	2	43	3	4	4	155	0.19%
Graduated	243	118	13	184	90	6	5	659	0.80%
Never Attended School	556	221	49	510	225	33	164	1,758	2.12%
Unknown	6,736	3,127	365	5,022	2,320	344	4,323	22,237	26.83%
Other	343	59	3	258	20	3	85	771	0.93%
Totals	29,749	13,457	1,422	21,182	8,791	1,176	6,187	81,964	

Children Enrolled in School

	Children	% of All Children
Enrolled	52,357	63.17%
Not Enrolled	11,844	14.29%
Unknown	18,676	22.53%
	82,877	

Children Enrolled in Special Education

	Children	% of All Children
Enrolled	3,022	3.65%
Not Enrolled	50,842	61.35%
Unknown	29,013	35.01%
	82,877	



2013 TENNESSEE JUVENILE COURT STATISTICAL DATA

Detention Statistics at Time of Referral (by Child)

	White Male	African American Male	Other Race Male	White Female	African American Female	Other Race Female	Unknown Race or Sex	Total	% of Total Children
Does Not Apply	26,063	11,145	1,250	19,116	7,817	1,083	5,857	72,331	87.28%
Unknown	1,269	1,239	60	787	693	46	91	4,185	5.05%
Juvenile Detention Facility	1,602	1,145	106	724	333	45	98	4,053	4.89%
Non-Secure Placement	1,037	214	21	704	123	15	12	2,126	2.57%
Psychiatric Hospital	2	1	0	2	2	0	137	144	0.17%
Other	11	6	0	4	3	0	0	24	0.03%
Jail - No Separation	7	0	0	1	0	0	0	8	0.01%
Jail - Complete Separation	0	0	0	3	0	0	0	3	0.00%
Jail - Partial Separation	1	0	0	2	0	0	0	3	0.00%
Totals	29,992	13,750	1,437	21,343	8,971	1,189	6,195	82,877	

Detention Statistics at Time of Referral (by Case)

	Cases	% of Total Cases
Does Not Apply	137,077	85.67%
Unknown	11,461	7.16%
Juvenile Detention Facility	8,156	5.10%
Non-Secure Placement	3,058	1.91%
Psychiatric Hospital	168	0.11%
Other	66	0.04%
Jail - No Separation	14	0.01%
Jail - Partial Separation	9	0.01%
Jail - Complete Separation	5	0.00%
	160,014	100.00%

Detention Statistics above are reported separately by Child and by Case. One child may have multiple cases.

Does Not Apply: Refers to cases not eligible for detention due to the type of Referral or the decision not to detain.



2013 TENNESSEE JUVENILE COURT STATISTICAL DATA

Placement after Secure Detention Hearing (by Child)

	White Male	African American Male	Other Race Male	White Female	African American Female	Other Race Female	Unknown Race or Sex	Total	% of Total Children
Does Not Apply	26,289	11,471	1,265	19,307	7,986	1,094	5,870	73,282	88.42%
Returned to Prior Living Arr	2,178	661	91	1,201	253	47	203	4,634	5.59%
Unknown	1,120	1,079	54	672	601	38	89	3,653	4.41%
Juvenile Detention Facility	329	504	23	119	121	8	18	1,122	1.35%
Shelter / Group Home	23	19	2	16	5	0	4	69	0.08%
Foster Family Home	24	2	1	17	1	1	5	51	0.06%
Other	19	7	0	6	3	1	6	42	0.05%
Jail	8	5	1	3	0	0	0	17	0.02%
Psychiatric Hospital	2	2	0	2	1	0	0	7	0.01%
Totals	29,992	13,750	1,437	21,343	8,971	1,189	6,195	82,877	

Placement after Secure Detention Hearing (by Case)

	Cases	% of Total Cases
Does Not Apply	139,853	87.40%
Returned to Prior Living Arrangement	7,947	4.97%
Unknown	7,853	4.91%
Juvenile Detention Facility	3,759	2.35%
Shelter / Group Home	218	0.14%
Foster Family Home	184	0.12%
Other	139	0.09%
Jail	47	0.03%
Psychiatric Hospital	14	0.01%
	160,014	100.00%

Detention Statistics above are reported separately by Child and by Case. One child may have multiple cases.

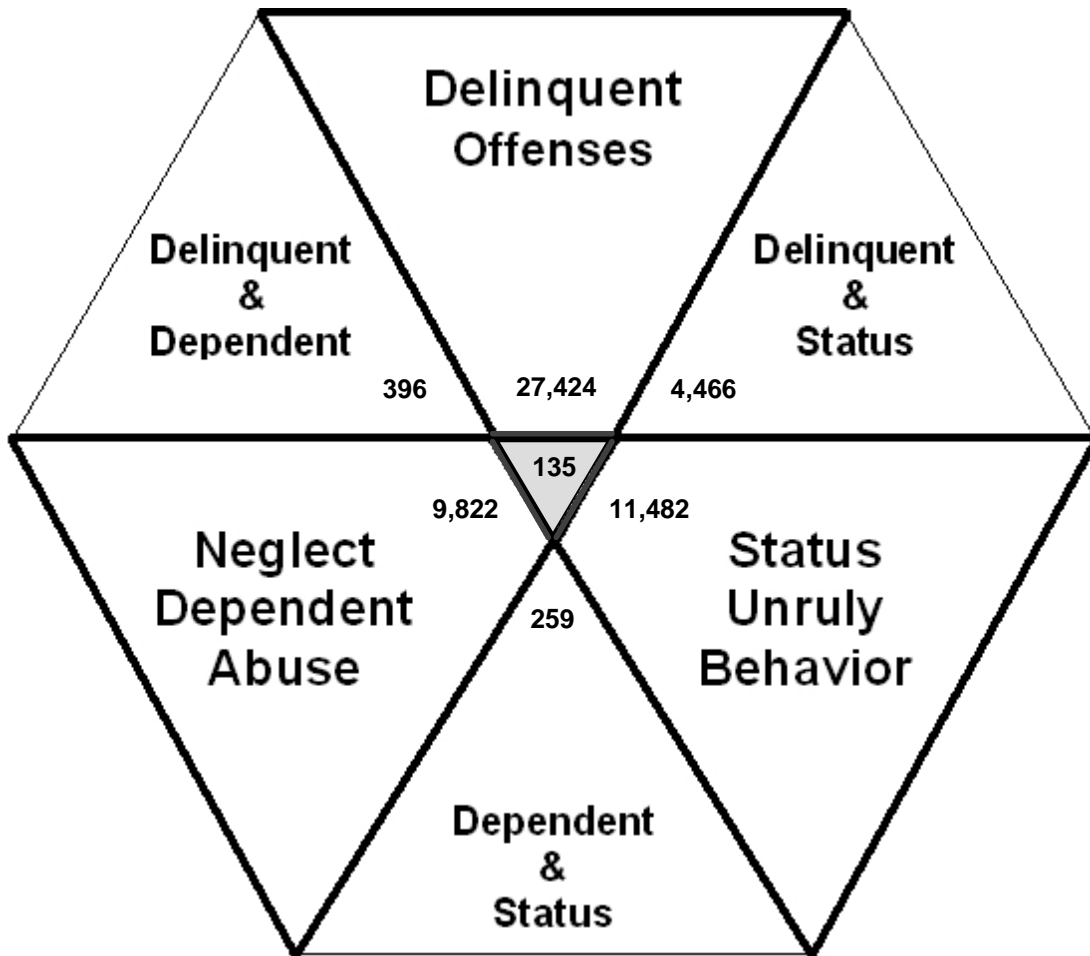
Does Not Apply: Refers to cases not eligible for detention due to the type of Referral or the decision not to detain.



2013 TENNESSEE JUVENILE COURT STATISTICAL DATA

Children with Delinquent, Neglect/Dependent/Abuse, Status/Unruly Referrals

Children can have referrals in multiple categories. The drawing below shows that in the year 2013 there were 27,424 children with referrals to juvenile courts in Tennessee with only delinquent offenses, 11,482 for those with only status/unruly behavior, and 9,822 for children with neglect, dependent or abuse referrals during the calendar year. There were 4,466 children that had a delinquent AND a status/unruly referral. There were 396 children with both delinquent behavior AND a neglect, dependent or abuse referral. There were 259 children that had both a status/unruly referral AND a neglect, dependent or abuse referral. And finally, there were 135 children with all three referral types of delinquent AND status/unruly AND neglect, dependent or abuse.



Total number of individual children with a referral in any of the categories listed above of Delinquent, Status/Unruly, and Neglect/Dependent/Abuse equals 53,984

Each child is counted only once in this chart

Total number of individual children for ALL referrals disposed by juvenile courts in 2013 equals 82,877



Tennessee Council of Juvenile & Family Court Judges
Administrative Office of the Courts

2013 TENNESSEE JUVENILE COURT STATISTICAL DATA

Children* with Delinquent Referrals (by Sex)

	White	African American	Native American	Asian	Mixed Race	Unknown Race	Total
Male	13,203	7,223	20	65	414	461	21,386
Female	6,976	3,439	11	25	233	202	10,886
Unknown Sex	8	5	0	0	0	136	149
Totals	20,187	10,667	31	90	647	799	32,421

Children* with Status/Unruly Referrals (by Sex)

	White	African American	Native American	Asian	Mixed Race	Unknown Race	Total
Male	6,564	2,692	10	34	223	288	9,811
Female	4,537	1,483	13	28	174	238	6,473
Unknown Sex	3	4	0	0	0	51	58
Totals	11,104	4,179	23	62	397	577	16,342

Children* with Dependency/Neglect/Abuse Referrals (by Sex)

	White	African American	Native American	Asian	Mixed Race	Unknown Race	Total
Male	3,398	1,139	3	11	221	398	5,170
Female	3,322	1,126	5	5	200	416	5,074
Unknown Sex	5	2	0	0	2	359	368
Totals	6,725	2,267	8	16	423	1,173	10,612

* A child may be counted in more than one category



2013 TENNESSEE JUVENILE COURT STATISTICAL DATA

Children Referred for Unlawful Carrying/Possession of a Weapon (by Age)

	White Male	African American Male	Other Race Male	White Female	African American Female	Other Race Female	Unknown Race or Sex	Total	% of Total
Age 7	0	1	1	0	0	0	0	2	0.37%
Age 8	0	1	0	0	0	0	0	1	0.18%
Age 9	0	1	0	0	0	0	0	1	0.18%
Age 10	1	4	0	0	0	0	0	5	0.91%
Age 11	2	2	0	0	0	0	0	4	0.73%
Age 12	5	11	0	1	0	0	0	17	3.11%
Age 13	12	14	0	1	3	0	0	30	5.48%
Age 14	22	22	0	0	2	0	1	47	8.59%
Age 15	13	58	1	1	2	0	1	76	13.89%
Age 16	30	106	2	1	4	0	4	147	26.87%
Age 17	56	138	6	3	8	0	2	213	38.94%
Age 18	1	1	0	0	0	0	0	2	0.37%
Age 19 and Over	0	2	0	0	0	0	0	2	0.37%
Totals	142	361	10	7	19	0	8	547	

Children Referred for Carrying Weapons on School Property (by Age)

	White Male	African American Male	Other Race Male	White Female	African American Female	Other Race Female	Unknown Race or Sex	Total	% of Total
Age 6	0	1	0	0	0	0	0	1	0.33%
Age 7	0	3	0	0	1	0	0	4	1.32%
Age 8	3	6	0	0	0	0	0	9	2.96%
Age 9	1	5	0	0	0	0	0	6	1.97%
Age 10	1	8	0	0	0	0	0	9	2.96%
Age 11	9	7	1	1	1	0	1	20	6.58%
Age 12	15	11	1	2	4	0	1	34	11.18%
Age 13	16	15	2	2	4	0	1	40	13.16%
Age 14	14	12	1	0	10	0	1	38	12.50%
Age 15	25	14	1	3	9	0	1	53	17.43%
Age 16	18	13	0	4	6	0	2	43	14.14%
Age 17	19	18	0	2	6	1	1	47	15.46%
Totals	121	113	6	14	41	1	8	304	

Total Children* Referred with Weapon Charges = 845

* A child may be counted in both categories

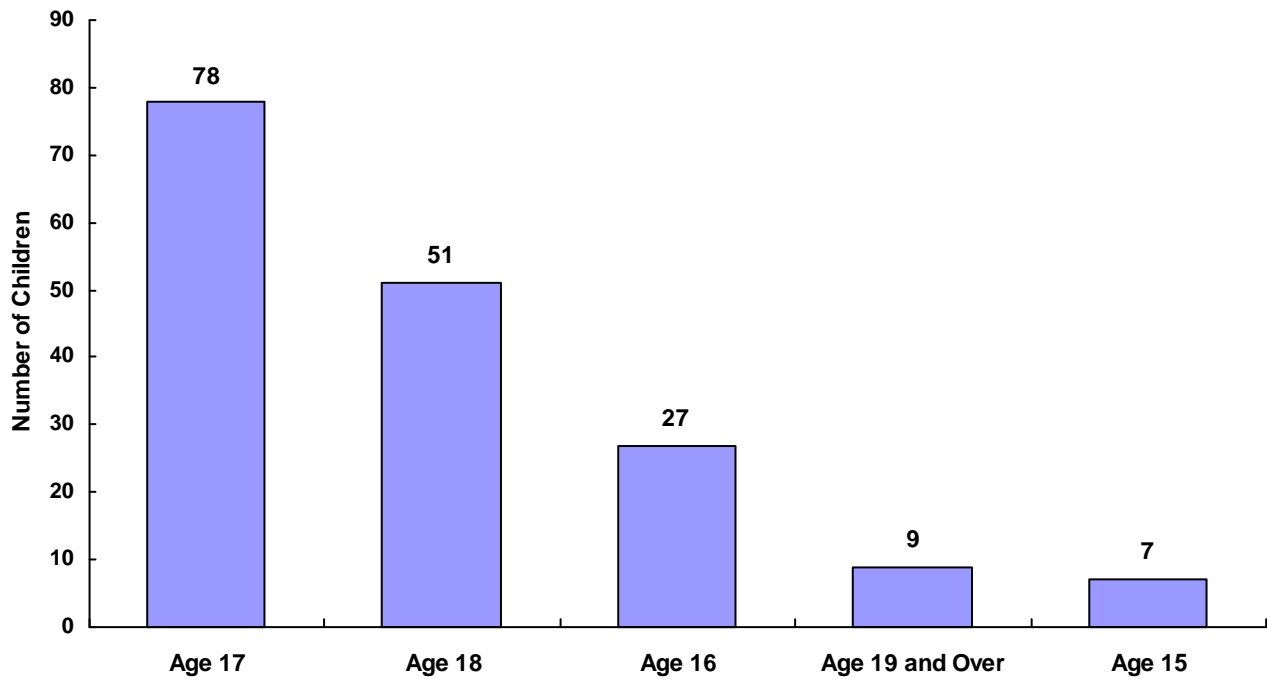


Tennessee Council of Juvenile & Family Court Judges
Administrative Office of the Courts

2013 TENNESSEE JUVENILE COURT STATISTICAL DATA

Children Transferred to Adult Court (by Age)

	White Male	African American Male	Other Race Male	White Female	African American Female	Other Race Female	Unknown Race or Sex	Total	% of All Children Referred
Age 15	0	6	0	0	0	0	1	7	4.07%
Age 16	3	24	0	0	0	0	0	27	15.70%
Age 17	16	56	3	1	0	0	2	78	45.35%
Age 18	13	34	2	0	1	0	1	51	29.65%
Age 19 and Over	4	3	0	1	0	0	1	9	5.23%
Totals	36	123	5	2	1	0	5	172	



* Age calculated at time of case disposition



Referral Information



2013 TENNESSEE JUVENILE COURT STATISTICAL DATA

Intake Actions (by Type)

	White Male	African American Male	Other Race Male	White Female	African American Female	Other Race Female	Unknown Race or Sex	Total
Delinquent								
Offenses Against Persons								
Petition Filed	2,393	1,677	136	922	614	55	143	5,940
Citation Processed	308	1,672	25	119	937	11	13	3,085
Motion Filed	94	11	0	19	1	2	2	129
Unknown	24	33	1	17	17	0	1	93
Scheduling of Judicial Review	25	13	1	10	4	0	6	59
Does Not Apply	24	20	0	9	5	0	0	58
Other	6	4	2	2	3	0	0	17
Scheduling of Administrative Review	4	0	0	2	0	0	0	6
Scheduling of Foster Care Review	3	0	0	1	0	0	1	5
Notification of Paternity Processed	1	0	0	0	0	0	0	1
Totals	2,882	3,430	165	1,101	1,581	68	166	9,393
Offenses Against Property								
Petition Filed	3,693	2,026	187	1,216	518	51	206	7,897
Citation Processed	503	1,992	26	236	561	10	12	3,340
Does Not Apply	76	45	1	16	9	0	2	149
Unknown	48	27	0	15	8	0	5	103
Other	22	3	3	5	4	4	0	41
Scheduling of Judicial Review	10	5	0	7	1	0	5	28
Motion Filed	4	4	4	3	0	0	2	17
Notification of Paternity Processed	3	0	0	1	0	0	0	4
Scheduling of Administrative Review	3	0	0	1	0	0	0	4
Scheduling of Foster Care Review	0	0	0	0	0	0	0	0
Totals	4,362	4,102	221	1,500	1,101	65	232	11,583
Illegal Conduct								
Petition Filed	9,769	5,418	505	4,334	1,771	244	594	22,635
Citation Processed	6,491	3,717	113	3,260	1,155	66	409	15,211
Does Not Apply	261	45	3	138	10	0	5	462
Unknown	146	57	1	46	23	3	16	292
Other	125	27	4	74	14	0	2	246
Motion Filed	70	13	4	54	5	3	10	159
Scheduling of Judicial Review	64	24	4	33	8	1	8	142
Notification of Paternity Processed	2	1	0	3	0	0	1	7
Scheduling of Administrative Review	2	0	0	1	0	0	2	5
Scheduling of Foster Care Review	2	1	0	0	0	0	0	3
Totals	16,932	9,303	634	7,943	2,986	317	1,047	39,162



2013 TENNESSEE JUVENILE COURT STATISTICAL DATA

Intake Actions (by Type)

	White Male	African American Male	Other Race Male	White Female	African American Female	Other Race Female	Unknown Race or Sex	Total
Status Offenses								
Petition Filed	6,141	1,982	291	4,705	1,198	237	617	15,171
Citation Processed	1,690	1,419	43	683	565	27	43	4,470
Other	224	133	11	182	103	8	1	662
Does Not Apply	220	65	16	131	23	6	3	464
Scheduling of Administrative Review	88	24	5	99	12	7	19	254
Unknown	94	32	1	55	42	1	18	243
Scheduling of Judicial Review	69	8	3	42	11	1	3	137
Motion Filed	17	4	1	4	5	2	3	36
Notification of Paternity Processed	1	0	0	3	0	0	0	4
Scheduling of Foster Care Review	0	0	0	0	0	0	0	0
Totals	8,544	3,667	371	5,904	1,959	289	707	21,441

Dependency/Neglect

Petition Filed	5,010	1,401	361	5,007	1,388	286	1,922	15,375
Motion Filed	111	6	9	91	7	4	26	254
Scheduling of Judicial Review	47	9	5	44	7	2	23	137
Other	44	1	0	50	0	3	5	103
Unknown	27	6	0	22	5	0	17	77
Scheduling of Foster Care Review	15	0	0	11	0	0	1	27
Does Not Apply	8	0	0	2	0	0	0	10
Citation Processed	2	0	0	4	0	0	0	6
Notification of Paternity Processed	3	0	1	0	0	0	0	4
Scheduling of Administrative Review	1	0	0	0	0	0	0	1
Totals	5,268	1,423	376	5,231	1,407	295	1,994	15,994

Other Violation Proceedings

Petition Filed	141	6	3	80	5	1	1	237
Motion Filed	12	0	0	4	1	0	0	17
Scheduling of Judicial Review	9	0	0	6	0	0	0	15
Does Not Apply	2	0	0	0	0	0	0	2
Other	2	0	0	0	0	0	0	2
Citation Processed	1	0	0	0	0	0	0	1
Notification of Paternity Processed	0	0	0	0	0	0	0	0
Scheduling of Administrative Review	0	0	0	0	0	0	0	0
Scheduling of Foster Care Review	0	0	0	0	0	0	0	0
Unknown	0	0	0	0	0	0	0	0
Totals	167	6	3	90	6	1	1	274



2013 TENNESSEE JUVENILE COURT STATISTICAL DATA

Intake Actions (by Type)

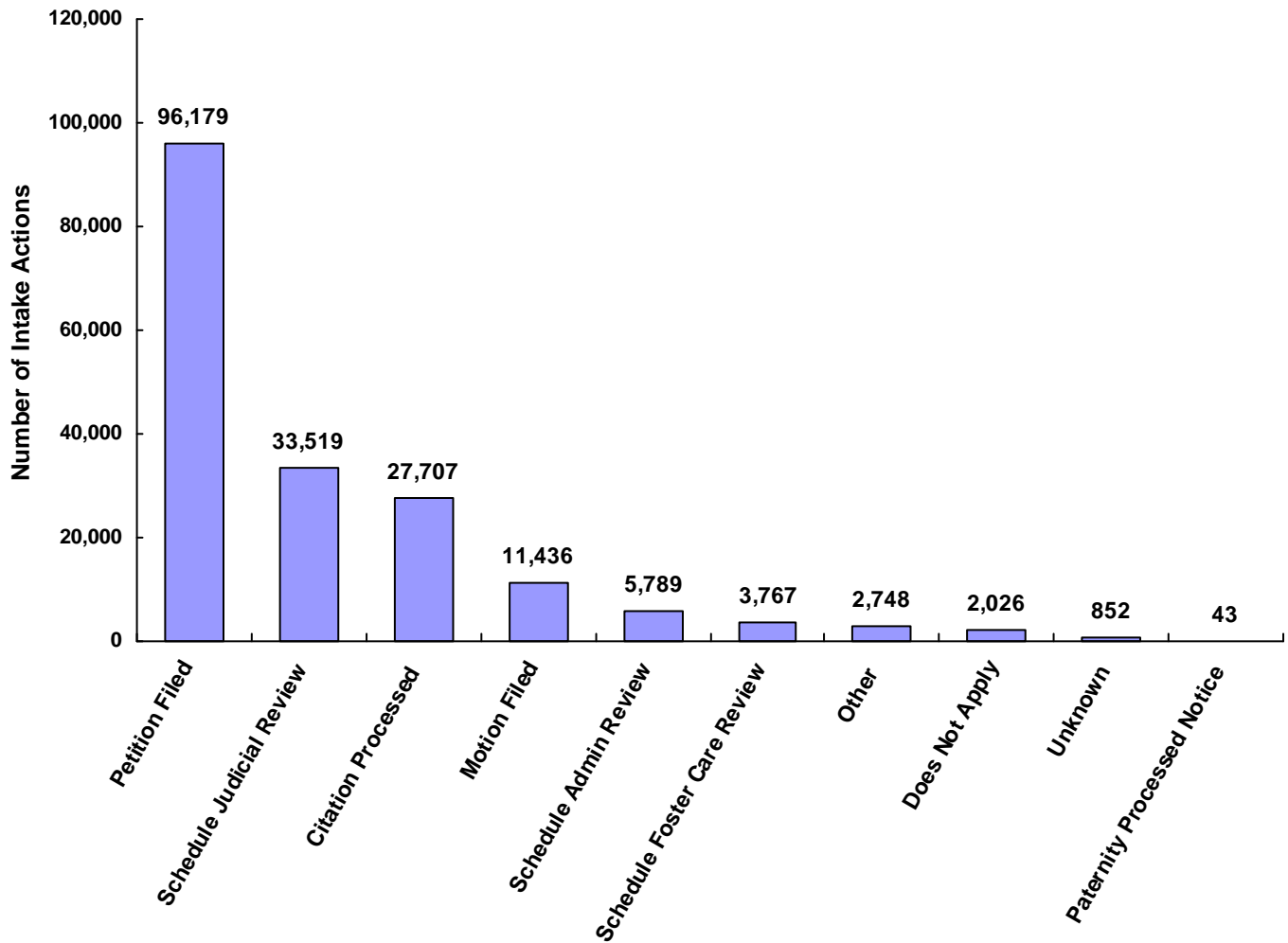
	White Male	African American Male	Other Race Male	White Female	African American Female	Other Race Female	Unknown Race or Sex	Total
Parentage								
Petition Filed	6,940	3,323	462	6,541	2,812	460	3,239	23,777
Motion Filed	365	58	16	344	46	35	55	919
Scheduling of Judicial Review	284	18	17	172	6	7	17	521
Other	60	87	6	68	73	4	127	425
Does Not Apply	200	0	0	133	0	0	2	335
Notification of Paternity Processed	9	0	0	2	0	0	0	11
Scheduling of Foster Care Review	3	0	0	5	0	0	1	9
Citation Processed	1	0	0	4	0	0	2	7
Scheduling of Administrative Review	1	1	1	2	0	0	0	5
Unknown	1	0	0	1	0	0	1	3
Totals	7,864	3,487	502	7,272	2,937	506	3,444	26,012
Special Proceedings								
Scheduling of Judicial Review	12,961	2,228	611	9,194	1,212	500	5,504	32,210
Scheduling of Administrative Review	2,992	282	81	1,784	140	85	137	5,501
Scheduling of Foster Care Review	1,077	667	123	845	489	113	404	3,718
Petition Filed	502	528	49	495	536	42	146	2,298
Motion Filed	748	67	34	655	67	24	244	1,839
Other	136	216	27	72	101	15	82	649
Does Not Apply	297	10	0	218	3	0	0	528
Citation Processed	150	16	1	91	10	1	10	279
Notification of Paternity Processed	3	1	0	2	0	0	2	8
Unknown	3	1	0	1	0	0	0	5
Totals	18,869	4,016	926	13,357	2,558	780	6,529	47,035
All Other Referrals								
Motion Filed	2,200	1,441	210	1,727	1,127	180	1,181	8,066
Petition Filed	1,150	449	54	761	214	48	173	2,849
Citation Processed	194	626	12	84	377	9	6	1,308
Other	294	17	8	235	20	2	27	603
Scheduling of Judicial Review	156	3	2	79	4	1	25	270
Unknown	13	3	0	3	4	0	13	36
Does Not Apply	11	2	0	4	1	0	0	18
Scheduling of Administrative Review	4	0	3	3	0	0	3	13
Scheduling of Foster Care Review	2	0	0	1	1	1	0	5
Notification of Paternity Processed	2	0	0	1	0	0	1	4
Totals	4,026	2,541	289	2,898	1,748	241	1,429	13,172
All Intake Action Totals	68,914	31,975	3,487	45,296	16,283	2,562	15,549	184,066



2013 TENNESSEE JUVENILE COURT STATISTICAL DATA

Intake Actions at Referral

	White Male	African American Male	Other Race Male	White Female	African American Female	Other Race Female	Unknown Race or Sex	Total	% of Total Referrals
Petition Filed	35,739	16,810	2,048	24,061	9,056	1,424	7,041	96,179	52.25%
Motion Filed	3,621	1,604	278	2,901	1,259	250	1,523	11,436	6.21%
Citation Processed	9,340	9,442	220	4,481	3,605	124	495	27,707	15.05%
Paternity Processed Notice	24	2	1	12	0	0	4	43	0.02%
Schedule Judicial Review	13,625	2,308	643	9,587	1,253	512	5,591	33,519	18.21%
Schedule Admin Review	3,095	307	90	1,892	152	92	161	5,789	3.15%
Schedule Foster Care Review	1,102	668	123	863	490	114	407	3,767	2.05%
Unknown	356	159	3	160	99	4	71	852	0.46%
Does Not Apply	1,099	187	20	651	51	6	12	2,026	1.10%
Other	913	488	61	688	318	36	244	2,748	1.49%
Totals	68,914	31,975	3,487	45,296	16,283	2,562	15,549	184,066	



Tennessee Council of Juvenile & Family Court Judges
Administrative Office of the Courts

2013 TENNESSEE JUVENILE COURT STATISTICAL DATA

Source of Referral (by Type)

	White Male	African American Male	Other Race Male	White Female	African American Female	Other Race Female	Unknown Race or Sex	Total
Delinquent								
Law Enforcement	18,517	13,650	683	7,293	4,424	254	1,137	45,958
Court Staff	2,128	1,716	124	1,245	354	79	102	5,748
District Attorney's Office	548	424	64	487	391	53	3	1,970
DCS	767	333	45	272	55	12	20	1,504
Victim	507	193	18	431	156	13	33	1,351
School	496	112	22	188	79	10	15	922
Parents	260	126	29	193	133	15	34	790
Other State Department	326	8	7	208	3	2	2	556
Other	197	140	7	76	34	9	52	515
Other Court	155	57	12	44	13	0	9	290
Social Agency	130	47	6	36	9	0	34	262
Child & Parent	50	9	0	25	7	1	3	95
Relatives	46	14	0	24	2	2	0	88
Self	46	2	2	16	8	0	1	75
CSA	0	4	1	1	0	0	0	6
Unknown	3	0	0	3	0	0	0	6
Hospital	0	0	0	2	0	0	0	2
Totals	24,176	16,835	1,020	10,544	5,668	450	1,445	60,138

Status/Unruly

School	4,176	913	149	3,267	758	156	338	9,757
Law Enforcement	2,711	1,989	119	1,347	745	65	240	7,216
Parents	847	506	46	673	281	43	63	2,459
Court Staff	466	131	29	352	94	13	44	1,129
DCS	113	48	12	107	28	4	9	321
Relatives	100	44	4	66	33	4	2	253
Other	48	27	6	35	8	1	7	132
Other State Department	36	2	0	14	3	0	0	55
Other Court	14	1	5	20	4	0	1	45
Unknown	10	0	0	7	2	2	0	21
Victim	5	1	1	5	0	1	1	14
Social Agency	7	2	0	0	3	0	1	13
CSA	6	0	0	3	0	0	1	10
Child & Parent	1	2	0	4	0	0	0	7
District Attorney's Office	2	0	0	2	0	0	0	4
Self	2	0	0	2	0	0	0	4
Hospital	0	1	0	0	0	0	0	1
Totals	8,544	3,667	371	5,904	1,959	289	707	21,441



2013 TENNESSEE JUVENILE COURT STATISTICAL DATA

Source of Referral (by Type)

	White Male	African American Male	Other Race Male	White Female	African American Female	Other Race Female	Unknown Race or Sex	Total
<u>Dependency and Neglect</u>								
DCS	3,866	458	271	3,714	409	189	1,782	10,689
Parents	450	449	46	431	470	42	39	1,927
Relatives	595	78	27	647	117	28	58	1,550
Social Agency	41	258	9	60	267	15	2	652
Other	131	45	12	169	39	16	20	432
School	95	83	5	80	77	2	45	387
Court Staff	52	41	5	65	17	1	23	204
Law Enforcement	18	2	1	15	2	0	10	48
Child & Parent	7	8	0	12	9	0	0	36
Other Court	6	0	0	10	0	0	8	24
Other State Department	1	0	0	16	0	0	5	22
CSA	4	0	0	4	0	1	0	9
Victim	1	1	0	3	0	1	0	6
Self	0	0	0	2	0	0	2	4
District Attorney's Office	1	0	0	1	0	0	0	2
Unknown	0	0	0	2	0	0	0	2
Hospital	0	0	0	0	0	0	0	0
Totals	5,268	1,423	376	5,231	1,407	295	1,994	15,994

Other Violations

Court Staff	78	5	2	47	3	1	1	137
DCS	51	0	1	15	1	0	0	68
District Attorney's Office	24	1	0	22	0	0	0	47
Law Enforcement	6	0	0	2	2	0	0	10
Social Agency	3	0	0	1	0	0	0	4
School	2	0	0	1	0	0	0	3
Relatives	1	0	0	1	0	0	0	2
Parents	0	0	0	1	0	0	0	1
Self	1	0	0	0	0	0	0	1
Victim	1	0	0	0	0	0	0	1
Child & Parent	0	0	0	0	0	0	0	0
CSA	0	0	0	0	0	0	0	0
Hospital	0	0	0	0	0	0	0	0
Other	0	0	0	0	0	0	0	0
Other Court	0	0	0	0	0	0	0	0
Other State Department	0	0	0	0	0	0	0	0
Unknown	0	0	0	0	0	0	0	0
Totals	167	6	3	90	6	1	1	274



2013 TENNESSEE JUVENILE COURT STATISTICAL DATA

Source of Referral (by Type)

	White Male	African American Male	Other Race Male	White Female	African American Female	Other Race Female	Unknown Race or Sex	Total
Special Proceedings								
Court Staff	14,649	3,125	642	9,955	1,793	539	5,637	36,340
DCS	4,190	512	257	3,425	354	234	931	9,903
Parents	2,234	1,602	186	2,147	1,509	192	1,041	8,911
District Attorney's Office	1,302	580	114	1,156	414	79	986	4,631
Relatives	1,515	322	96	1,396	293	113	357	4,092
Other	625	921	60	612	819	84	588	3,709
Other State Department	982	222	36	906	132	17	183	2,478
Social Agency	265	120	9	243	103	4	15	759
Self	356	9	12	245	7	12	1	642
Law Enforcement	240	27	5	149	15	2	51	489
Child & Parent	146	55	5	177	43	2	19	447
Other Court	97	0	0	127	0	1	6	231
School	112	2	3	65	5	4	10	201
Hospital	5	3	1	8	4	1	147	169
Victim	13	2	2	8	3	1	0	29
Unknown	1	0	0	8	1	1	1	12
CSA	1	1	0	2	0	0	0	4
Totals	26,733	7,503	1,428	20,629	5,495	1,286	9,973	73,047
All Other Referrals								
Unknown	719	1,178	120	625	994	102	690	4,428
Law Enforcement	634	857	26	199	423	15	38	2,192
DCS	947	95	46	719	63	49	183	2,102
Other	570	155	41	489	66	32	216	1,569
Parents	363	89	20	307	74	17	151	1,021
Court Staff	446	54	24	287	30	6	42	889
Relatives	71	36	5	80	29	11	51	283
School	61	11	0	66	9	1	13	161
Other Court	38	18	3	23	19	0	17	118
District Attorney's Office	38	23	1	28	11	4	4	109
Self	40	8	2	28	8	2	15	103
Social Agency	31	9	1	20	11	2	5	79
Child & Parent	29	5	0	17	9	0	3	63
Victim	22	3	0	7	1	0	1	34
Other State Department	17	0	0	2	1	0	0	20
CSA	0	0	0	1	0	0	0	1
Hospital	0	0	0	0	0	0	0	0
Totals	4,026	2,541	289	2,898	1,748	241	1,429	13,172
All Referral Source Totals	68,914	31,975	3,487	45,296	16,283	2,562	15,549	184,066



2013 TENNESSEE JUVENILE COURT STATISTICAL DATA

Six Most Frequent Referral Reasons (by Source)

	White Male	African American Male	Other Race Male	White Female	African American Female	Other Race Female	Unknown Race or Sex	Total
<u>Law Enforcement</u>								
1. Traffic	6,422	1,164	107	3,336	484	61	465	12,039
2. Theft of Property	1,670	1,990	87	752	771	36	92	5,398
3. Assault	1,389	1,715	75	698	1,231	42	79	5,229
4. Disorderly Conduct	654	1,334	47	342	897	25	70	3,369
5. Possession of Controlled Substances	1,194	927	60	341	115	10	73	2,720
6. Vandalism	1,116	776	45	194	141	4	42	2,318
<u>Parents</u>								
1. Custody	1,043	609	86	998	517	99	247	3,599
2. Dependency / Neglect	442	449	45	424	469	41	38	1,908
3. Visitation	492	274	41	434	288	46	193	1,768
4. Child Support	352	269	25	360	238	16	438	1,698
5. Unruly Behavior	611	290	30	472	164	29	46	1,642
6. Other	363	89	20	307	74	17	151	1,021
<u>Relatives</u>								
1. Custody	1,156	288	82	1,076	260	108	188	3,158
2. Dependency / Neglect	582	77	26	636	114	27	55	1,517
3. Child Support	204	25	8	181	26	3	121	568
4. Other	71	36	5	80	29	11	51	283
5. Visitation	75	7	2	84	7	1	20	196
6. Unruly Behavior	60	31	3	34	25	2	0	155
<u>Self</u>								
1. Child Support	265	7	11	179	7	7	1	477
2. Custody	59	2	1	45	0	1	0	108
3. Other	40	8	2	28	8	2	15	103
4. Sexual Abuse of a Child	41	0	0	9	1	0	1	52
5. Visitation	18	0	0	12	0	3	0	33
6. Judicial Review	4	0	0	4	0	1	0	9
<u>School</u>								
1. Truancy	3,249	824	125	3,000	715	143	312	8,368
2. Possession of Tobacco Products	692	33	8	125	12	6	19	895
3. Dependency / Neglect	95	83	5	79	77	2	43	384
4. Unruly Behavior	151	38	11	75	14	2	2	293
5. Disorderly Conduct	119	46	8	46	53	3	4	279
6. Violation of a Valid Court Order	80	16	5	64	10	4	5	184
<u>Community Service Agencies</u>								
1. Dependency / Neglect	4	0	0	4	0	1	0	9
2. Violation of Probation	0	4	1	1	0	0	0	6
3. Possession of Tobacco Products	3	0	0	1	0	0	0	4
4. Custody	1	1	0	1	0	0	0	3
5. Truancy	2	0	0	1	0	0	0	3
6. Unruly Behavior	1	0	0	1	0	0	1	3



2013 TENNESSEE JUVENILE COURT STATISTICAL DATA

Six Most Frequent Referral Reasons (by Source)

	White Male	African American Male	Other Race Male	White Female	African American Female	Other Race Female	Unknown Race or Sex	Total
<u>Department of Children's Services</u>								
1. Dependency / Neglect	3,469	407	235	3,350	371	146	1,635	9,613
2. Judicial Review	1,721	200	92	1,272	135	98	375	3,893
3. Foster Care Review	1,235	142	102	1,131	130	76	337	3,153
4. Other	947	95	46	719	63	49	183	2,102
5. Custody	660	67	23	543	42	25	70	1,430
6. Administrative Review	445	96	36	379	41	33	68	1,098
<u>Other State Department</u>								
1. Child Support	947	218	31	879	125	17	176	2,393
2. Contempt of Court	222	2	5	171	2	2	0	404
3. Violation of Probation	67	4	1	34	0	0	2	108
4. Paternity / Legitimation	24	4	5	22	4	0	7	66
5. Violation of a Valid Court Order	30	0	0	11	0	0	0	41
6. Violation of Wildlife Regulations	25	0	1	0	0	0	0	26
<u>District Attorney's Office</u>								
1. Child Support	1,120	463	94	1,017	338	58	922	4,012
2. Contempt of Court	523	421	64	483	389	53	3	1,936
3. Paternity / Legitimation	88	117	16	62	75	17	62	437
4. Judicial Review	88	0	4	73	1	3	2	171
5. Other	38	23	1	28	11	4	4	109
6. Violation of Pretrial Diversion	15	1	0	11	0	0	0	27
<u>Court Staff</u>								
1. Judicial Review	11,345	2,297	538	7,963	1,225	429	5,342	29,139
2. Administrative Review	2,895	179	55	1,694	95	54	7	4,979
3. Violation of Probation	1,171	1,470	80	485	244	50	64	3,564
4. Foster Care Review	358	561	43	232	399	51	141	1,785
5. Contempt of Court	772	70	30	673	50	26	4	1,625
6. Other	446	54	24	287	30	6	42	889
<u>Social Agency</u>								
1. Dependency / Neglect	41	258	9	59	267	15	1	650
2. Child Support	234	1	1	216	0	0	11	463
3. Administrative Review	1	99	7	6	94	3	0	210
4. Violation of Probation	97	26	4	32	6	0	19	184
5. Other	31	9	1	20	11	2	5	79
6. Foster Care Review	15	1	1	12	1	0	2	32
<u>Other Court</u>								
1. Judicial Review	92	0	0	112	0	1	0	205
2. Other	38	18	3	23	19	0	17	118
3. Theft of Property	26	5	0	24	1	0	0	56
4. Violation of Probation	24	1	1	3	2	0	0	31
5. Assault	11	3	3	4	4	0	1	26
6. Possession of Controlled Substances	15	7	2	2	0	0	0	26



2013 TENNESSEE JUVENILE COURT STATISTICAL DATA

Six Most Frequent Referral Reasons (by Source)

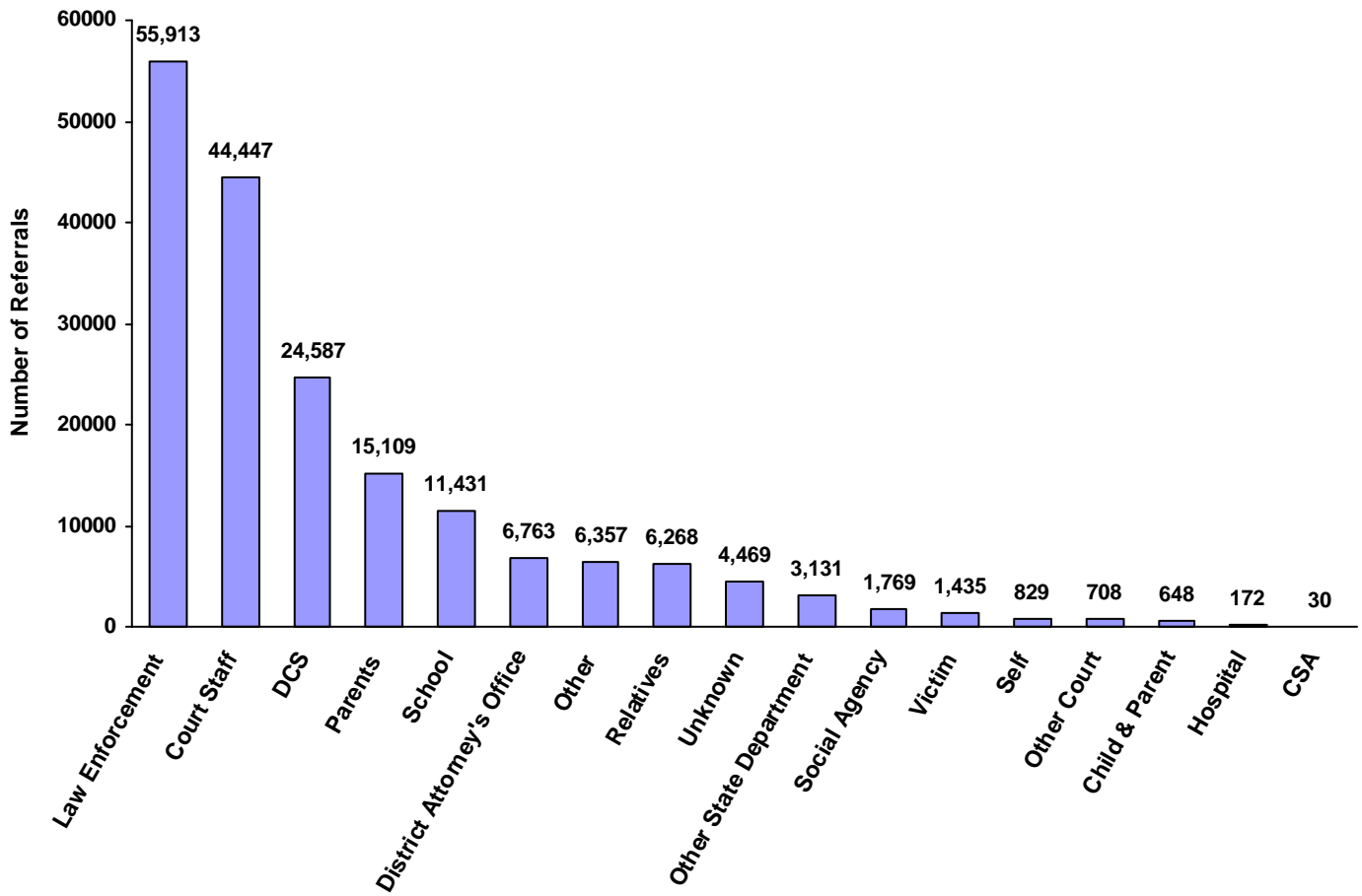
	White Male	African American Male	Other Race Male	White Female	African American Female	Other Race Female	Unknown Race or Sex	Total
<u>Victim</u>								
1. Theft of Property	222	73	7	269	54	7	17	649
2. Assault	139	74	8	84	72	6	9	392
3. Vandalism	57	12	1	15	8	0	2	95
4. Harassment	27	2	2	32	4	0	0	67
5. Criminal Trespass	24	8	0	6	4	0	2	44
6. Other	22	3	0	7	1	0	1	34
<u>Child & Parent</u>								
1. Child Support	100	1	0	97	1	0	8	207
2. Custody	24	39	1	40	33	1	5	143
3. Other	29	5	0	17	9	0	3	63
4. Visitation	5	14	1	23	8	0	0	51
5. Dependency / Neglect	7	8	0	12	9	0	0	36
6. Paternity / Legitimation	13	0	0	14	1	0	3	31
<u>Hospital</u>								
1. Request for Medical Treatment	5	3	0	8	4	0	147	167
2. Foster Care Review	0	0	1	0	0	1	0	2
3. Disorderly Conduct	0	0	0	1	0	0	0	1
4. Possession of Controlled Substances	0	0	0	1	0	0	0	1
5. Violation of Curfew	0	1	0	0	0	0	0	1
<u>Unknown</u>								
1. Other	719	1,178	120	625	994	102	690	4,428
2. Unruly Behavior	6	0	0	2	1	0	0	9
3. Possession of Tobacco Products	3	0	0	4	0	0	0	7
4. Custody	1	0	0	4	0	0	1	6
5. Truancy	1	0	0	1	1	2	0	5
6. Child Support	0	0	0	2	0	1	0	3
<u>Other</u>								
1. Child Support	269	692	33	230	623	41	357	2,245
2. Other	570	155	41	489	66	32	216	1,569
3. Custody	206	60	10	240	61	25	110	712
4. Paternity / Legitimation	35	133	4	39	111	7	68	397
5. Dependency / Neglect	118	42	12	152	37	15	18	394
6. Visitation	39	20	4	45	8	5	46	167



2013 TENNESSEE JUVENILE COURT STATISTICAL DATA

Source of Referrals

	White Male	African American Male	Other Race Male	White Female	African American Female	Other Race Female	Unknown Race or Sex	Total	% of Total Referrals
Law Enforcement	22,126	16,525	834	9,005	5,611	336	1,476	55,913	30.38%
Parents	4,154	2,772	327	3,752	2,467	309	1,328	15,109	8.21%
Relatives	2,328	494	132	2,214	474	158	468	6,268	3.41%
Self	445	19	16	293	23	14	19	829	0.45%
School	4,942	1,121	179	3,667	928	173	421	11,431	6.21%
CSA	11	5	1	11	0	1	1	30	0.02%
DCS	9,934	1,446	632	8,252	910	488	2,925	24,587	13.36%
Other State Department	1,362	232	43	1,146	139	19	190	3,131	1.70%
District Attorney's Office	1,915	1,028	179	1,696	816	136	993	6,763	3.67%
Court Staff	17,819	5,072	826	11,951	2,291	639	5,849	44,447	24.15%
Social Agency	477	436	25	360	393	21	57	1,769	0.96%
Other Court	310	76	20	224	36	1	41	708	0.38%
Victim	549	200	21	454	160	16	35	1,435	0.78%
Child & Parent	233	79	5	235	68	3	25	648	0.35%
Hospital	5	4	1	10	4	1	147	172	0.09%
Unknown	733	1,178	120	645	997	105	691	4,469	2.43%
Other	1,571	1,288	126	1,381	966	142	883	6,357	3.45%
Totals	68,914	31,975	3,487	45,296	16,283	2,562	15,549	184,066	



Tennessee Council of Juvenile & Family Court Judges
Administrative Office of the Courts

2013 TENNESSEE JUVENILE COURT STATISTICAL DATA

Referral Reasons (by Type)

	White Male	African American Male	Other Race Male	White Female	African American Female	Other Race Female	Unknown Race or Sex	Total
<u>Delinquent</u>								
<u>Offenses Against Persons</u>								
Assault	1,807	1,900	101	908	1,352	54	117	6,239
Aggravated Assault	316	403	18	56	163	10	17	983
Aggravated Robbery	48	342	7	1	5	0	1	404
Other Sexual Offenses	164	151	8	22	25	0	5	375
Reckless Endangerment	150	93	8	24	7	1	6	289
Robbery	16	184	2	5	8	0	0	215
Rape of a Child	93	67	8	11	8	0	2	189
Aggravated Sexual Battery	117	52	7	3	3	0	5	187
Sexual Abuse of a Child	82	7	0	27	1	1	2	120
Attempted Crime Against a Person	25	61	3	10	0	1	1	101
Rape	30	32	1	5	7	0	0	75
1st Degree Murder	0	49	1	0	1	0	0	51
Esp. Aggravated Robbery	7	26	0	9	0	0	0	42
Aggravated Rape	8	15	0	3	0	0	0	26
Aggravated Child Abuse / Neglect	7	2	0	13	1	0	3	26
Aggravated Kidnapping	2	13	1	0	0	0	0	16
Voluntary Manslaughter	2	13	0	0	0	0	0	15
Esp. Aggravated Kidnapping	3	8	0	1	0	0	1	13
2nd Degree Murder	0	7	0	0	0	1	4	12
Criminal Homicide	0	3	0	1	0	0	1	5
Aggravated Vehicular Homicide	2	0	0	1	0	0	1	4
Vehicular Homicide	1	2	0	0	0	0	0	3
Criminally Negligent Homicide	2	0	0	1	0	0	0	3
Totals	2,882	3,430	165	1,101	1,581	68	166	9,393
<u>Offenses Against Property</u>								
Theft of Property	2,034	2,130	104	1,123	865	51	114	6,421
Vandalism	1,265	819	52	226	157	4	56	2,579
Burglary	586	386	34	42	15	1	30	1,094
Aggravated Burglary	279	652	26	49	22	6	24	1,058
Unauthorized Use of a Vehicle	62	31	3	29	27	1	5	158
Illegal Poss/Use of Credit/Debit Cards	38	28	0	16	4	1	0	87
Arson	45	21	1	2	2	0	0	71
Forgery	33	22	0	10	5	1	0	71
Aggravated Arson	7	7	1	0	4	0	3	22
Cruelty to Animals	11	6	0	1	0	0	0	18
Worthless Checks	2	0	0	2	0	0	0	4
Totals	4,362	4,102	221	1,500	1,101	65	232	11,583



2013 TENNESSEE JUVENILE COURT STATISTICAL DATA

Referral Reasons (by Type)

	White Male	African American Male	Other Race Male	White Female	African American Female	Other Race Female	Unknown Race or Sex	Total
Delinquent								
Illegal Conduct								
Traffic	6,460	1,174	108	3,351	486	62	477	12,118
Violation of Probation	2,112	1,741	124	819	303	56	102	5,257
Contempt of Court	1,714	602	117	1,477	538	104	52	4,604
Disorderly Conduct	804	1,398	57	411	961	29	80	3,740
Possession of Controlled Substances	1,270	950	67	369	115	10	81	2,862
Possession/Consumption of Alcohol	1,173	96	25	613	29	10	67	2,013
Other Drug Offenses	1,185	282	39	291	43	4	62	1,906
Criminal Trespass	340	944	8	77	169	5	16	1,559
Unlawful Carrying / Poss of a Weapon	178	522	11	7	22	0	10	750
Evading Arrest	200	390	8	33	26	4	13	674
Resist Stop/Frisk/Halt/Arrest/Search	171	254	10	50	90	4	15	594
Violation of Aftercare	156	166	12	44	17	5	3	403
Public Intoxication	170	58	10	58	14	1	16	327
Carrying Weapons on School Property	130	117	6	14	42	1	8	318
Sale of Controlled Substances	104	138	4	19	9	2	3	279
Failure to Appear	87	92	8	33	39	3	14	276
Harassment	105	43	7	70	16	3	3	247
Criminal Impersonation	54	82	1	43	20	7	7	214
Driving Under Influence (DUI)	146	2	2	38	1	0	7	196
Filing a False Police Report	56	23	2	76	24	0	5	186
Violation of Wildlife Regulations	172	2	1	5	0	0	1	181
Local Ordinances	50	54	2	27	10	1	1	145
Escape	37	51	2	7	9	3	0	109
Aggravated Criminal Trespass	29	34	0	8	2	3	4	80
Gambling	2	75	0	0	1	0	0	78
Criminal Attempt	27	13	3	3	0	0	0	46
Totals	16,932	9,303	634	7,943	2,986	317	1,047	39,162
Delinquent Totals	24,176	16,835	1,020	10,544	5,668	450	1,445	60,138

Status

Truancy	3,634	1,201	140	3,287	830	153	340	9,585
Unruly Behavior	1,510	650	90	1,041	339	54	144	3,828
In-State Runaway	658	558	61	638	430	43	95	2,483
Possession of Tobacco Products	1,741	224	25	326	37	10	46	2,409
Violation of Curfew	675	949	32	368	277	15	70	2,386
Violation of a Valid Court Order	320	83	23	228	39	10	11	714
Out-of-State Runaway	6	2	0	16	7	4	1	36
Totals	8,544	3,667	371	5,904	1,959	289	707	21,441



2013 TENNESSEE JUVENILE COURT STATISTICAL DATA

Referral Reasons (by Type)

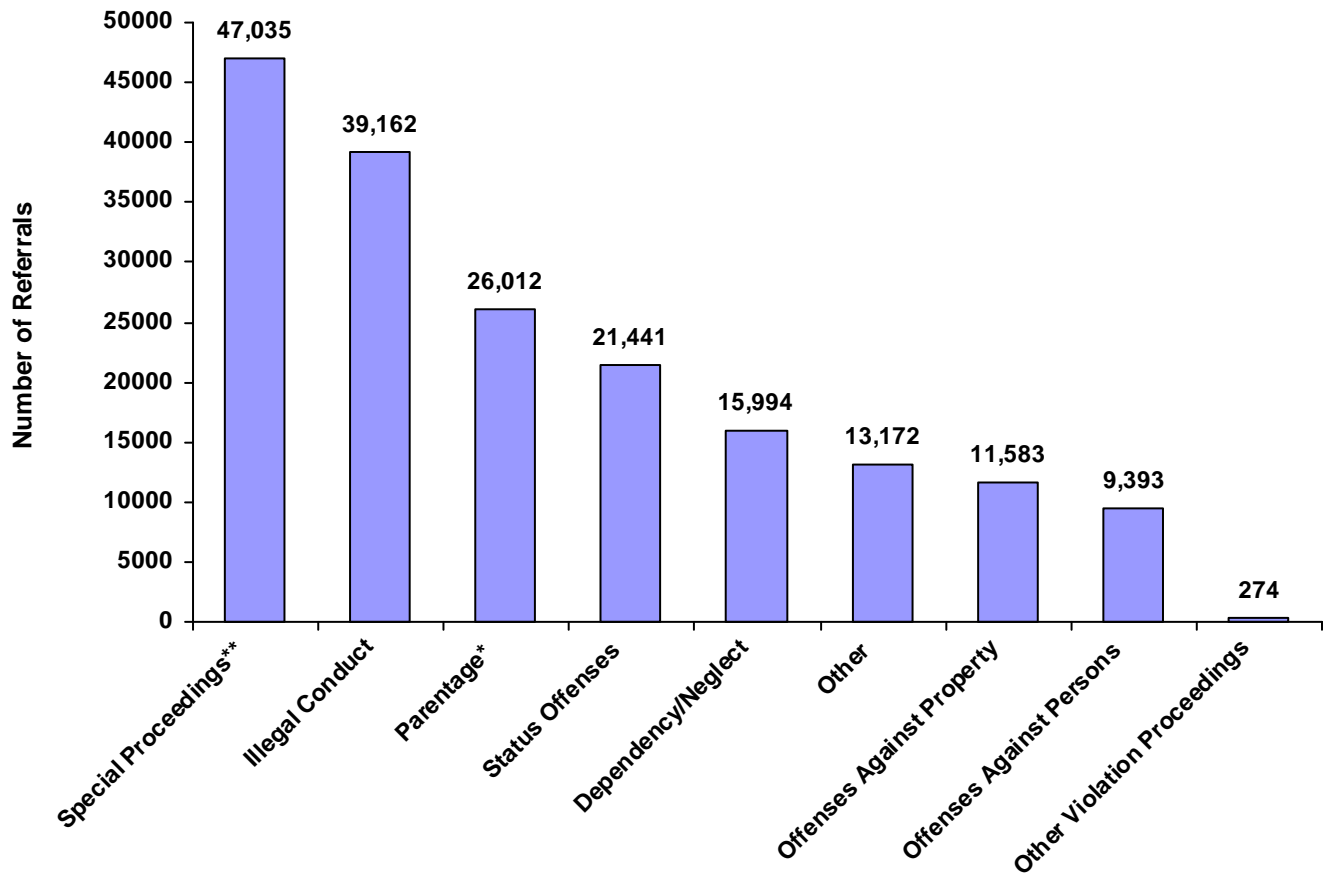
	White Male	African American Male	Other Race Male	White Female	African American Female	Other Race Female	Unknown Race or Sex	Total
<u>Dependency and Neglect</u>								
Dependency / Neglect	4,823	1,368	337	4,821	1,363	249	1,838	14,799
Termination of Parental Rights	392	24	36	336	36	36	148	1,008
Physically Abused Child	31	31	3	37	8	2	4	116
Sexually Abused Child	22	0	0	37	0	8	4	71
Totals	5,268	1,423	376	5,231	1,407	295	1,994	15,994
<u>Other Violations</u>								
Violation of Pretrial Diversion	115	3	1	47	6	0	1	173
Violation of Informal Adjustment	52	3	2	43	0	1	0	101
Totals	167	6	3	90	6	1	1	274
<u>Special Proceedings</u>								
<u>Parentage</u>								
Child Support	3,615	1,759	210	3,270	1,431	149	2,235	12,669
Custody	3,191	1,082	204	3,013	924	263	645	9,322
Visitation	668	316	51	629	315	55	279	2,313
Paternity / Legitimation	390	330	37	360	267	39	285	1,708
Totals	7,864	3,487	502	7,272	2,937	506	3,444	26,012
<u>Other</u>								
Judicial Review	13,683	2,534	662	9,679	1,377	543	5,817	34,295
Administrative Review	3,558	774	114	2,278	646	106	83	7,559
Foster Care Review	1,617	705	150	1,388	531	130	482	5,003
Request for Medical Treatment	10	3	0	10	4	1	147	175
Consent to Marry	1	0	0	2	0	0	0	3
Totals	18,869	4,016	926	13,357	2,558	780	6,529	47,035
Special Proceedings Totals	26,733	7,503	1,428	20,629	5,495	1,286	9,973	73,047
<u>All Other Referrals</u>								
Other	4,026	2,541	289	2,898	1,748	241	1,429	13,172
Totals	4,026	2,541	289	2,898	1,748	241	1,429	13,172
All Referral Totals	68,914	31,975	3,487	45,296	16,283	2,562	15,549	184,066



2013 TENNESSEE JUVENILE COURT STATISTICAL DATA

Referrals (by Type)

	White Male	African American Male	Other Race Male	White Female	African American Female	Other Race Female	Unknown Race or Sex	Total	% of Total Referrals
Delinquent									
Offenses Against Persons	2,882	3,430	165	1,101	1,581	68	166	9,393	5.10%
Offenses Against Property	4,362	4,102	221	1,500	1,101	65	232	11,583	6.29%
Illegal Conduct	16,932	9,303	634	7,943	2,986	317	1,047	39,162	21.28%
Status Offenses	8,544	3,667	371	5,904	1,959	289	707	21,441	11.65%
Dependency/Neglect	5,268	1,423	376	5,231	1,407	295	1,994	15,994	8.69%
Other Violation Proceedings	167	6	3	90	6	1	1	274	0.15%
Parentage*	7,864	3,487	502	7,272	2,937	506	3,444	26,012	14.13%
Special Proceedings**	18,869	4,016	926	13,357	2,558	780	6,529	47,035	25.55%
Other	4,026	2,541	289	2,898	1,748	241	1,429	13,172	7.16%
Totals	68,914	31,975	3,487	45,296	16,283	2,562	15,549	184,066	



* Parentage includes: Custody, Visitation, Paternity/Legitimation and Child Support

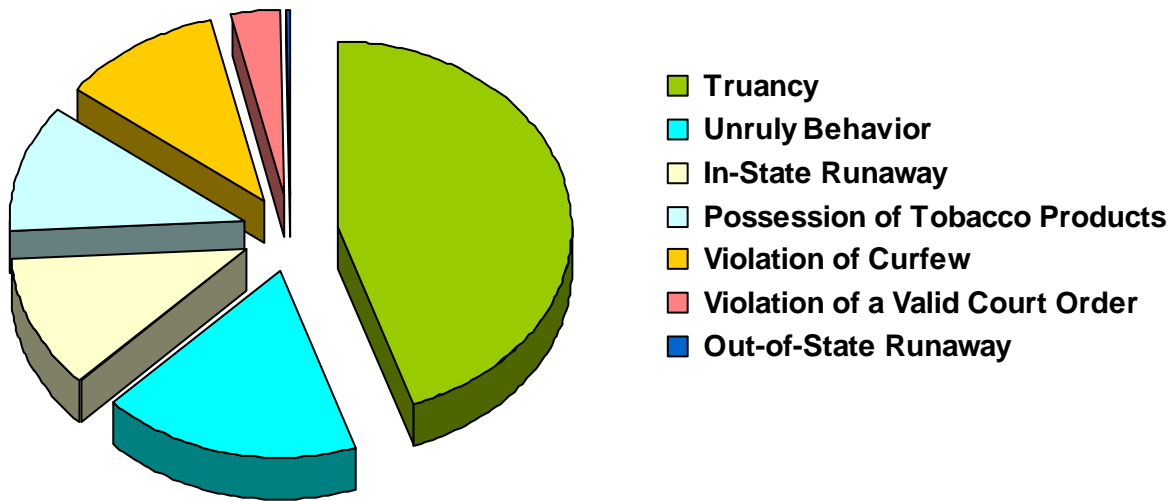
**Special Proceedings include: Judicial Review, Administrative Review, Foster Care Review, Request for Medical Treatment and Consent to Marry

A Status offense is an offense committed by a child that if committed by an adult, would not be considered an offense or unlawful act. An example of this is smoking when not legally an adult.



Tennessee Council of Juvenile & Family Court Judges
Administrative Office of the Courts

Referrals for Status/Unruly Offenses



Referral Reason	Count	Percent
Truancy	9,585	44.70%
Unruly Behavior	3,828	17.85%
In-State Runaway	2,483	11.58%
Possession of Tobacco Products	2,409	11.24%
Violation of Curfew	2,386	11.13%
Violation of a Valid Court Order	714	3.33%
Out-of-State Runaway	36	0.17%
Total	21,441	



2013 TENNESSEE JUVENILE COURT STATISTICAL DATA

Delinquent Referrals (by Sex)

	White	African American	Native American	Asian	Mixed Race	Unknown Race	Total
Male	24,176	16,835	37	126	857	927	42,958
Female	10,544	5,668	13	31	406	292	16,954
Unknown Sex	15	13	0	0	0	198	226
Totals	34,735	22,516	50	157	1,263	1,417	60,138

Status/Unruly Referrals (by Sex)

	White	African American	Native American	Asian	Mixed Race	Unknown Race	Total
Male	8,544	3,667	12	46	313	358	12,940
Female	5,904	1,959	20	35	234	287	8,439
Unknown Sex	3	4	0	0	0	55	62
Totals	14,451	5,630	32	81	547	700	21,441

Dependency/Neglect/Abuse Referrals (by Sex)

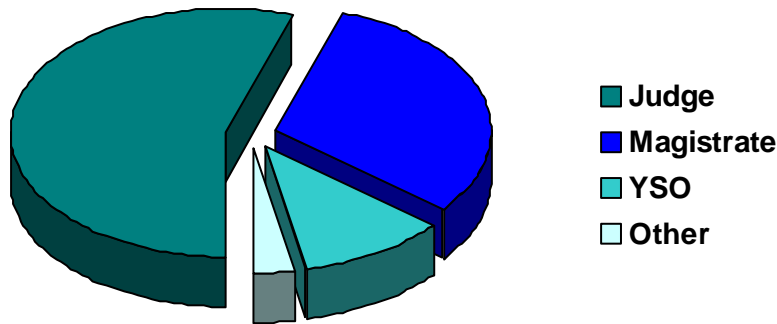
	White	African American	Native American	Asian	Mixed Race	Unknown Race	Total
Male	5,268	1,423	3	20	353	772	7,839
Female	5,231	1,407	7	9	279	769	7,702
Unknown Sex	9	7	0	0	2	435	453
Totals	10,508	2,837	10	29	634	1,976	15,994



2013 TENNESSEE JUVENILE COURT STATISTICAL DATA

Breakdown of Referrals by the Person Executing the Action

Juvenile Court cases and referrals can be disposed by either a Judge, Magistrate, Youth Services Officer (YSO) or Probation Officer (PO). All cases involving a formal hearing and an adjudication can only be disposed by judges, magistrates, and special judges. Cases that are handled informally through either an informal adjustment, pre-trial diversion, or any other type of informal, non-judicial action can be disposed by persons designated by the court to take action.



	Referrals	% of Referrals
Judge	101,333	55.05%
Magistrate	56,830	30.87%
YSO	20,057	10.90%
Other	5,846	3.18%
Total	184,066	



Dispositional Actions

Case Outcomes



2013 TENNESSEE JUVENILE COURT STATISTICAL DATA

Dispositional Actions

After a referral is made to the juvenile court, decisions are made regarding how the court will proceed. For Delinquent and Status Offense case types, if the decision is made to handle the referral informally, two options are open to the court: Pretrial Diversion and Informal Adjustment. These two procedures are quite similar in that they are both a voluntary agreement between the Youth Services Officer/Probation Officer, the child, and the parents to address the problem but avoid a formal court hearing and an official finding of guilt. The difference between Pretrial Diversion and Informal Adjustment is the extent to which the Judge or Magistrate is involved. Pretrial Diversion requires judicial approval of the voluntary agreement. Informal Adjustment is subject to judicial approval, but does not require it prior to initiation.

When the court believes that it is in the best interest of the child and/or the community, a Formal Adjudicatory Proceeding or Hearing is held regarding the child's referral to juvenile court. The adjudicatory hearing is a formal proceeding in which the Judge or Magistrate determines whether the motion made on behalf of the child (or the complaint made against the child) is substantiated. If substantiation of the motion/complaint occurs, a dispositional hearing must be held; this can happen either immediately or at a later date.

In Special Proceedings and Dependent/Neglected cases, the court may hold a formal hearing to determine if the referral is substantiated.

Dispositional Actions:

(Five maximum for data entry)

Formal Adjudications

Dismissed
Retired or *Nolle Prosequi*
Complaint Substantiated Delinquent
Complaint Substantiated Status Offender
Complaint Substantiated Dependent/Neglected
Complaint Substantiated Abused
Complaint Substantiated Mentally Ill

Court Actions

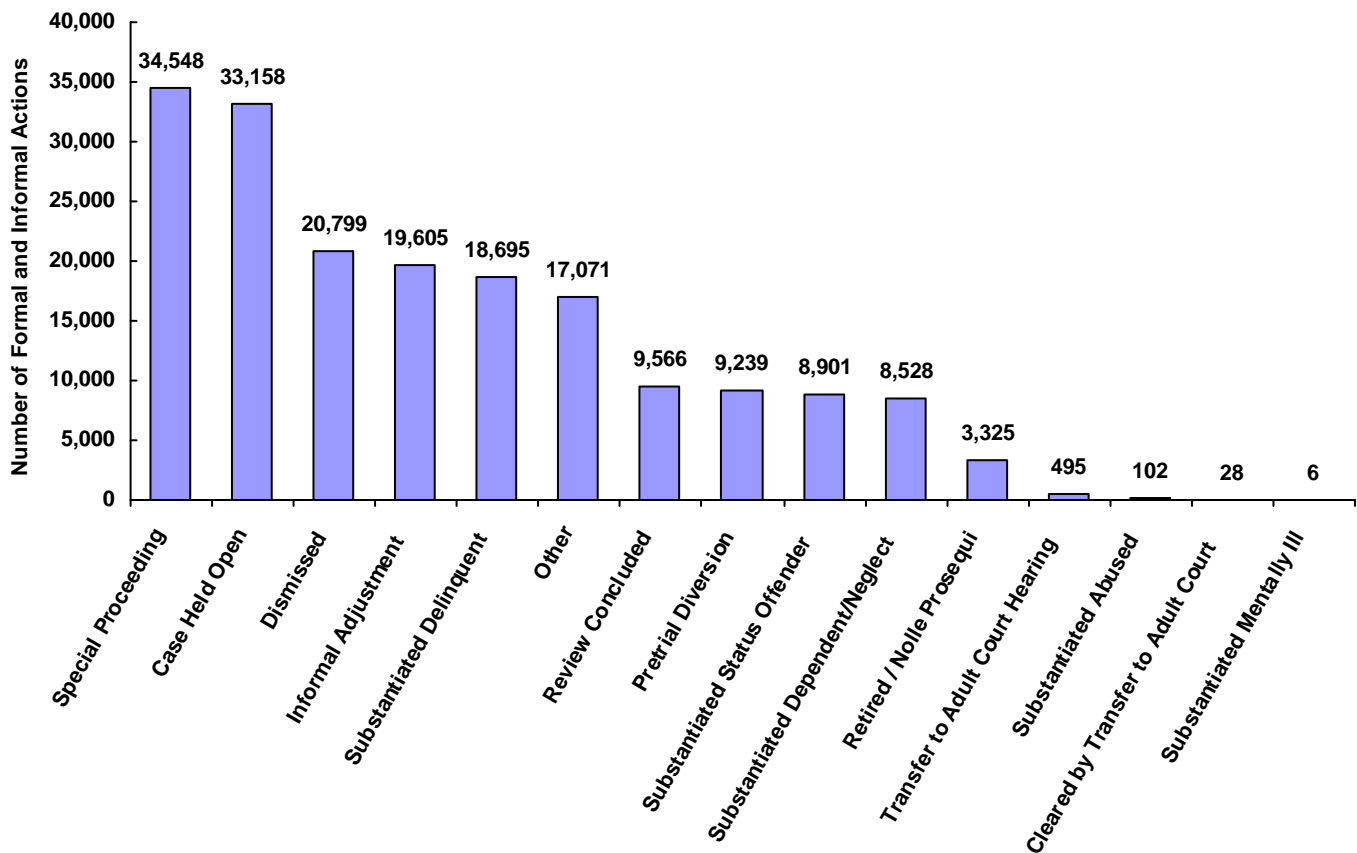
Informal Adjustment
Pretrial Diversion
Transfer to Adult Court Hearing
Charges Cleared by Transfer to Adult Court
Special Proceeding
Review Concluded
Case Held Open
Other



2013 TENNESSEE JUVENILE COURT STATISTICAL DATA

Dispositional Actions (by Type)

	White Male	African American Male	Other Race Male	White Female	African American Female	Other Race Female	Unknown Race or Sex	Total	% of Total Referrals
Formal									
Dismissed	8,426	2,988	375	5,707	2,085	306	912	20,799	11.30%
Retired / Nolle Prosequi	1,251	829	82	582	306	30	245	3,325	1.81%
Substantiated Delinquent	7,592	6,157	361	2,634	1,422	141	388	18,695	10.16%
Substantiated Status Offender	3,953	1,242	170	2,382	664	123	367	8,901	4.84%
Substantiated Dependent/Neglect	2,776	1,080	206	2,643	1,060	192	571	8,528	4.63%
Substantiated Abused	26	9	10	32	9	3	13	102	0.06%
Substantiated Mentally Ill	1	5	0	0	0	0	0	6	0.00%
Informal									
Informal Adjustment	5,133	7,521	201	2,965	3,485	119	181	19,605	10.65%
Pretrial Diversion	3,481	2,299	181	1,978	980	115	205	9,239	5.02%
Transfer to Adult Court Hearing	73	398	9	5	2	1	7	495	0.27%
Cleared by Transfer to Adult Court	11	9	0	6	0	0	2	28	0.02%
Special Proceeding	12,691	3,578	719	10,459	2,531	638	3,932	34,548	18.77%
Review Concluded	3,613	1,052	208	2,669	665	187	1,172	9,566	5.20%
Case Held Open	13,472	2,696	734	8,599	1,713	536	5,408	33,158	18.01%
Unknown	0	0	0	0	0	0	0	0	0.00%
Other	6,415	2,112	231	4,635	1,361	171	2,146	17,071	9.27%
Totals	68,914	31,975	3,487	45,296	16,283	2,562	15,549	184,066	



2013 TENNESSEE JUVENILE COURT STATISTICAL DATA

Formal and Informal Actions (by Type)

	White Male	African American Male	Other Race Male	White Female	African American Female	Other Race Female	Unknown Race or Sex	Total
Delinquent								
Offenses Against Persons								
Informal Adjustment	266	1,158	20	129	864	13	7	2,457
Substantiated Delinquent	791	997	52	258	271	18	24	2,411
Case Held Open	581	136	25	219	65	10	84	1,120
Pretrial Diversion	336	356	7	143	164	9	5	1,020
Dismissed	340	244	17	159	79	5	7	851
Other	152	170	12	54	59	3	4	454
Retired / Nolle Prosequi	106	116	17	38	57	3	19	356
Special Proceeding	176	22	5	42	5	2	8	260
Transfer to Adult Court Hearing	20	190	3	1	1	0	1	216
Substantiated Status Offender	78	24	5	27	15	5	4	158
Substantiated Dependent/Neglect	14	11	1	20	0	0	1	47
Review Concluded	20	3	1	9	1	0	2	36
Cleared by Transfer to Adult Court	0	3	0	1	0	0	0	4
Substantiated Abused	2	0	0	1	0	0	0	3
Substantiated Mentally Ill	0	0	0	0	0	0	0	0
Unknown	0	0	0	0	0	0	0	0
Total	2,882	3,430	165	1,101	1,581	68	166	9,393

Delinquent

Offenses Against Property								
Substantiated Delinquent	1,661	1,607	87	412	234	13	62	4,076
Informal Adjustment	415	1,257	30	294	552	15	8	2,571
Pretrial Diversion	553	400	33	298	86	18	23	1,411
Case Held Open	689	173	25	163	40	7	72	1,169
Dismissed	397	201	23	141	64	5	17	848
Other	201	164	5	72	56	0	9	507
Retired / Nolle Prosequi	131	135	10	14	49	2	31	372
Substantiated Status Offender	146	39	3	47	9	3	2	249
Special Proceeding	108	23	2	39	6	2	3	183
Transfer to Adult Court Hearing	27	92	0	1	0	0	0	120
Review Concluded	21	10	0	11	4	0	5	51
Substantiated Dependent/Neglect	6	1	0	4	1	0	0	12
Cleared by Transfer to Adult Court	6	0	0	3	0	0	0	9
Substantiated Abused	1	0	3	1	0	0	0	5
Substantiated Mentally Ill	0	0	0	0	0	0	0	0
Unknown	0	0	0	0	0	0	0	0
Total	4,362	4,102	221	1,500	1,101	65	232	11,583



2013 TENNESSEE JUVENILE COURT STATISTICAL DATA

Formal and Informal Actions (by Type)

	White Male	African American Male	Other Race Male	White Female	African American Female	Other Race Female	Unknown Race or Sex	Total
Delinquent								
Illegal Conduct								
Substantiated Delinquent	3,857	2,843	150	1,208	535	79	177	8,849
Informal Adjustment	2,610	2,970	60	1,341	953	25	105	8,064
Dismissed	3,552	726	123	2,059	341	67	157	7,025
Case Held Open	2,165	678	95	989	493	56	265	4,741
Pretrial Diversion	1,269	855	63	539	204	21	48	2,999
Substantiated Status Offender	1,073	331	46	556	180	19	100	2,305
Other	1,080	350	34	558	133	5	53	2,213
Retired / Nolle Prosequi	567	382	23	215	105	8	97	1,397
Special Proceeding	566	42	23	373	28	31	21	1,084
Review Concluded	146	13	10	81	8	5	23	286
Transfer to Adult Court Hearing	19	90	6	0	1	1	0	117
Substantiated Dependent/Neglect	23	13	0	17	5	0	1	59
Substantiated Abused	2	0	1	6	0	0	0	9
Cleared by Transfer to Adult Court	2	5	0	1	0	0	0	8
Substantiated Mentally Ill	1	5	0	0	0	0	0	6
Unknown	0	0	0	0	0	0	0	0
Total	16,932	9,303	634	7,943	2,986	317	1,047	39,162
Delinquent Total	24,176	16,835	1,020	10,544	5,668	450	1,445	60,138
Status								
Substantiated Status Offender	2,461	801	110	1,624	441	92	249	5,778
Informal Adjustment	1,577	1,507	71	1,049	643	55	37	4,939
Case Held Open	1,438	213	58	1,168	165	45	137	3,224
Dismissed	1,079	387	38	845	316	37	147	2,849
Substantiated Delinquent	501	194	19	286	73	6	40	1,119
Other	423	195	21	241	105	14	15	1,014
Pretrial Diversion	382	188	21	211	125	9	17	953
Retired / Nolle Prosequi	250	123	16	163	45	9	29	635
Special Proceeding	309	29	8	210	18	17	20	611
Review Concluded	87	14	7	79	18	3	12	220
Substantiated Dependent/Neglect	34	11	2	28	10	2	2	89
Transfer to Adult Court Hearing	2	4	0	0	0	0	0	6
Cleared by Transfer to Adult Court	0	1	0	0	0	0	2	3
Substantiated Abused	1	0	0	0	0	0	0	1
Substantiated Mentally Ill	0	0	0	0	0	0	0	0
Unknown	0	0	0	0	0	0	0	0
Total	8,544	3,667	371	5,904	1,959	289	707	21,441



2013 TENNESSEE JUVENILE COURT STATISTICAL DATA

Formal and Informal Actions (by Type)

	White Male	African American Male	Other Race Male	White Female	African American Female	Other Race Female	Unknown Race or Sex	Total
Dependency and Neglect								
Substantiated Dependent/Neglect	1,587	737	144	1,533	762	108	306	5,177
Case Held Open	1,443	60	104	1,509	44	88	601	3,849
Special Proceeding	1,006	50	47	964	56	23	233	2,379
Other	488	34	23	461	31	18	660	1,715
Dismissed	347	321	29	358	301	38	60	1,454
Pretrial Diversion	186	126	19	184	123	7	42	687
Substantiated Delinquent	71	30	6	76	24	6	26	239
Review Concluded	84	5	0	75	3	2	38	207
Informal Adjustment	12	32	1	15	44	0	0	104
Retired / Nolle Prosequi	24	10	0	28	9	1	16	88
Substantiated Abused	11	9	3	16	9	3	11	62
Substantiated Status Offender	9	5	0	11	1	1	0	27
Transfer to Adult Court Hearing	0	4	0	1	0	0	1	6
Substantiated Mentally Ill	0	0	0	0	0	0	0	0
Cleared by Transfer to Adult Court	0	0	0	0	0	0	0	0
Unknown	0	0	0	0	0	0	0	0
Total	5,268	1,423	376	5,231	1,407	295	1,994	15,994

Other Violations

Substantiated Delinquent	75	3	2	22	2	1	1	106
Substantiated Status Offender	23	2	0	12	1	0	0	38
Case Held Open	23	0	0	15	0	0	0	38
Dismissed	21	1	0	13	2	0	0	37
Special Proceeding	9	0	0	13	1	0	0	23
Retired / Nolle Prosequi	8	0	1	7	0	0	0	16
Informal Adjustment	2	0	0	3	0	0	0	5
Other	4	0	0	1	0	0	0	5
Pretrial Diversion	0	0	0	3	0	0	0	3
Review Concluded	2	0	0	1	0	0	0	3
Substantiated Dependent/Neglect	0	0	0	0	0	0	0	0
Substantiated Abused	0	0	0	0	0	0	0	0
Substantiated Mentally Ill	0	0	0	0	0	0	0	0
Transfer to Adult Court Hearing	0	0	0	0	0	0	0	0
Cleared by Transfer to Adult Court	0	0	0	0	0	0	0	0
Unknown	0	0	0	0	0	0	0	0
Total	167	6	3	90	6	1	1	274



2013 TENNESSEE JUVENILE COURT STATISTICAL DATA

Formal and Informal Actions (by Type)

	White Male	African American Male	Other Race Male	White Female	African American Female	Other Race Female	Unknown Race or Sex	Total
Special Proceedings								
Parentage								
Special Proceeding	2,880	1,153	202	2,594	906	165	1,774	9,674
Other	1,564	919	67	1,419	788	75	587	5,419
Dismissed	946	579	70	912	545	81	195	3,328
Case Held Open	1,045	273	64	944	224	61	548	3,159
Substantiated Dependent/Neglect	608	102	38	567	88	65	161	1,629
Pretrial Diversion	381	265	30	385	241	42	46	1,390
Review Concluded	213	36	11	214	18	7	113	612
Substantiated Delinquent	167	126	14	183	97	5	7	599
Retired / Nolle Prosequi	30	11	5	31	12	3	4	96
Informal Adjustment	23	20	1	14	18	2	7	85
Substantiated Status Offender	6	2	0	5	0	0	1	14
Substantiated Abused	1	0	0	4	0	0	1	6
Transfer to Adult Court Hearing	0	1	0	0	0	0	0	1
Substantiated Mentally Ill	0	0	0	0	0	0	0	0
Cleared by Transfer to Adult Court	0	0	0	0	0	0	0	0
Unknown	0	0	0	0	0	0	0	0
Total	7,864	3,487	502	7,272	2,937	506	3,444	26,012

Special Proceedings

Other

Case Held Open	5,811	1,130	358	3,455	670	266	3,586	15,276
Special Proceeding	5,818	871	237	4,681	450	226	899	13,182
Review Concluded	2,895	954	176	2,110	600	166	869	7,770
Other	1,643	188	27	1,249	139	30	707	3,983
Dismissed	1,449	340	59	1,012	282	57	246	3,445
Substantiated Dependent/Neglect	398	200	17	362	186	14	91	1,268
Substantiated Delinquent	253	152	20	122	124	6	42	719
Pretrial Diversion	253	49	6	165	19	6	19	517
Informal Adjustment	123	61	10	68	53	3	15	333
Retired / Nolle Prosequi	98	43	10	63	26	4	41	285
Substantiated Status Offender	116	23	4	66	9	2	8	228
Transfer to Adult Court Hearing	3	5	0	0	0	0	5	13
Substantiated Abused	6	0	2	3	0	0	1	12
Cleared by Transfer to Adult Court	3	0	0	1	0	0	0	4
Substantiated Mentally Ill	0	0	0	0	0	0	0	0
Unknown	0	0	0	0	0	0	0	0
Total	18,869	4,016	926	13,357	2,558	780	6,529	47,035

Special Proceedings Total **26,733** **7,503** **1,428** **20,629** **5,495** **1,286** **9,973** **73,047**



Tennessee Council of Juvenile & Family Court Judges
Administrative Office of the Courts

2013 TENNESSEE JUVENILE COURT STATISTICAL DATA

Formal and Informal Actions (by Type)

	White Male	African American Male	Other Race Male	White Female	African American Female	Other Race Female	Unknown Race or Sex	Total
All Other Referrals								
Special Proceeding	1,819	1,388	195	1,543	1,061	172	974	7,152
Other	860	92	42	580	50	26	111	1,761
Informal Adjustment	105	516	8	52	358	6	2	1,047
Dismissed	295	189	16	208	155	16	83	962
Case Held Open	277	33	5	137	12	3	115	582
Substantiated Delinquent	216	205	11	67	62	7	9	577
Review Concluded	145	17	3	89	13	4	110	381
Pretrial Diversion	121	60	2	50	18	3	5	259
Substantiated Dependent/Neglect	106	5	4	112	8	3	9	247
Substantiated Status Offender	41	15	2	34	8	1	3	104
Retired / Nolle Prosequi	37	9	0	23	3	0	8	80
Transfer to Adult Court Hearing	2	12	0	2	0	0	0	16
Substantiated Abused	2	0	1	1	0	0	0	4
Substantiated Mentally Ill	0	0	0	0	0	0	0	0
Cleared by Transfer to Adult Court	0	0	0	0	0	0	0	0
Unknown	0	0	0	0	0	0	0	0
Total	4,026	2,541	289	2,898	1,748	241	1,429	13,172
<hr/>								
All Formal and Informal Actions Total	68,914	31,975	3,487	45,296	16,283	2,562	15,549	184,066



2013 TENNESSEE JUVENILE COURT STATISTICAL DATA

Case Outcomes

The outcomes of a case indicate the type of action(s) and/or service(s) that are to be established as a result of all of the referrals associated with a case. These actions are intended to provide the best chance of rehabilitation while protecting the rights, safety, and well being of each child as well as enforce the laws of the state as it pertains to the type and severity of each offense.

Each case can report up to eight outcomes that can be the result of more than one of the referrals associated with the case. Therefore, the number of outcomes will not correlate to the number of referrals or dispositional actions/procedures involved in a case. A child may be given any number of outcomes but for statistical purposes, only eight (8) are reported.

Case Outcomes:

(Eight maximum for data entry)

General Actions

Case Dismissed
Case Retired or *Nolle Prosequi*
Warned/Counseled
Held Open for Review
Supervision/Probation to Juvenile Court
Probation to Parents
Referral to another Entity for Supervision/Service
Referred for Mental Health Counseling
Referred for Alcohol and Drug Counseling
Referred to Alternative School
Referred to Private Child Agency
Referred to Defensive Driving School
Referred to Alcohol Safety School
Referred to Juvenile Court Education Based Program
Driver's License Held Informally
Voluntary Placement with DMHMR
Private Mental Health Placement
Private MR Placement
Placement with City/County Agency/Facility
Placement with Relative/Other Individual
Fine
Public Service
Restitution
Runaway Returned
No Contract Order
Injunction Other than No Contract Order
House Arrest
Court Defined Curfew
Dismissed from Informal Adjustment
Dismissed from Pretrial Diversion
Released from Probation

Formal Actions

Transferred to Adult Court
DMHMR Involuntary Commitment
DCS Commitment - Determinate
DCS Commitment/Custody
DCS Commitment - Suspended
DCS Intensive Probation
Other Intensive Probation
DCS Probation
Placed under a Valid Court Order
Supervision by DCS
Transferred to another Juvenile Court For Disposition
Parental Rights Terminated
Parental Rights Not Terminated

Special Proceedings

Order of Reference to DCS
Court Costs
Foster Care Terminated
Foster Care Continued
Custody Changed
Custody Unchanged
Visitation Changed
Visitation Unchanged
Voluntary Acknowledgment of Paternity
Paternity Determined/Child Legitimated
Paternity Not Determined/ Child Not Legitimated
Child Support Granted
Child Support Amended
Child Support Denied
Child Support Terminated
Request for Medical Treatment Granted
Request for Medical Treatment Denied
Consent to Marry Granted
Consent to Marry Denied

Other Outcomes

Other



2013 TENNESSEE JUVENILE COURT STATISTICAL DATA

Case Outcomes (by Type)

	White Male	African American Male	Other Race Male	White Female	African American Female	Other Race Female	Unknown Race or Sex	Total
General Action Codes								
Held Open For Review	17,856	5,551	844	12,563	2,717	669	5,257	45,457
Case Dismissed	8,306	4,516	415	5,996	2,655	322	1,184	23,394
Warned / Counseled	4,257	4,946	206	2,764	2,619	168	1,028	15,988
Public Service	4,636	1,311	176	2,070	616	78	222	9,109
Supervision / Probation to Juvenile Court	2,916	1,781	151	1,435	497	76	90	6,946
Fine	3,386	421	55	1,551	227	31	154	5,825
No Contact Order	1,906	871	87	1,324	392	61	239	4,880
Case Retired or Nolle Prosequi	1,569	941	99	958	358	38	621	4,584
Placement with Relative / Other Individual	802	918	89	764	946	74	115	3,708
Referred to Defensive Driving School	1,863	107	23	1,225	67	17	134	3,436
Referred for Mental Health Counseling	1,342	715	70	711	343	44	116	3,341
Referred for Alcohol and Drug Counseling	1,547	293	72	698	61	12	139	2,822
Referral to Juvenile Court Educ-Based Pgm	1,168	209	49	691	129	39	223	2,508
Referral to Another Entity for Superv/Servc	833	342	53	600	187	32	64	2,111
Restitution	1,001	624	45	232	93	10	45	2,050
Released from Probation	1,039	267	23	449	119	21	38	1,956
House Arrest	731	368	56	333	92	14	72	1,666
Dismissed from Informal Adjustment	794	134	10	526	93	5	38	1,600
Injunction Other than No Contact Order	626	203	41	357	90	25	138	1,480
Probation to Parents	653	281	23	321	112	12	67	1,469
Court Defined Curfew	704	187	45	308	89	9	6	1,348
Driver's License Held Informally	588	185	17	250	20	7	9	1,076
Dismissed from Pretrial Diversion	394	72	24	209	33	14	10	756
Placement with City/Cnty Agcy/Facility	258	73	22	129	19	1	18	520
Referred to Alcohol Safety School	236	60	9	77	20	2	29	433
Runaway Returned	61	72	12	73	44	11	9	282
Referred to Alternative School	117	28	6	58	5	2	6	222
Private Mental Health Placement	36	17	1	27	8	3	33	125
Referred to Private Child Agency	25	6	2	19	0	0	0	52
Voluntary Placement with DMHMR	2	2	0	0	0	0	0	4
Private MR Placement	0	1	0	0	1	1	1	4
Totals	59,652	25,502	2,725	36,718	12,652	1,798	10,105	149,152



2013 TENNESSEE JUVENILE COURT STATISTICAL DATA

Case Outcomes (by Type)

	White Male	African American Male	Other Race Male	White Female	African American Female	Other Race Female	Unknown Race or Sex	Total
Formal Action Codes								
Placed Under a Valid Court Order	1,977	494	149	1,241	228	107	197	4,393
DCS Commitment - Custody	1,363	1,002	73	747	393	64	167	3,809
DCS Probation	1,374	339	46	513	112	14	28	2,426
Other Intensive Probation	428	186	31	131	32	2	49	859
Transfer to Another Juvenile Court for Dispo	399	78	24	231	33	16	40	821
DCS Commitment - Suspended	393	181	25	124	27	10	13	773
Parental Rights Terminated	272	8	27	250	16	26	81	680
Supervision by DCS	260	35	8	137	15	7	58	520
Transferred to Adult Court	40	186	6	3	1	0	6	242
DCS Commitment - Determinate	30	116	10	9	13	0	6	184
DCS Intensive Probation	108	25	3	28	5	0	6	175
Parental Rights Not Terminated	9	0	0	6	1	0	6	22
DMHMR Involuntary Commitment	6	2	0	0	0	0	1	9
Totals	6,659	2,652	402	3,420	876	246	658	14,913
Special Proceedings								
Court Costs	9,635	2,298	357	5,711	1,383	230	791	20,405
Custody Changed	3,527	415	200	3,190	309	188	849	8,678
Visitation Changed	2,828	451	146	2,596	393	154	1,041	7,609
Foster Care Continued	2,493	889	296	2,256	600	244	677	7,455
Child Support Granted	1,864	644	100	1,724	573	92	1,594	6,591
Custody Unchanged	2,201	226	126	2,233	157	109	313	5,365
Visitation Unchanged	705	40	41	687	28	31	147	1,679
Child Support Amended	479	118	14	451	95	23	93	1,273
Paternity Determined / Child Legitimated	271	221	21	220	173	20	183	1,109
Foster Care Terminated	216	51	14	162	53	12	34	542
Order of Reference to DCS	194	52	15	154	26	11	51	503
Child Support Terminated	49	13	3	43	5	2	11	126
Child Support Denied	34	21	1	43	9	3	3	114
Voluntary Acknowledgement of Paternity	24	17	4	30	11	0	4	90
Paternity Not Determ/Child Not Legitimated	18	16	6	16	12	2	4	74
Request for Medical Treatment Granted	8	2	0	5	4	0	2	21
Consent to Marry Granted	4	0	0	2	0	0	2	8
Request for Medical Treatment Denied	1	0	0	0	0	0	0	1
Consent to Marry Denied	0	0	0	0	0	0	0	0
Totals	24,551	5,474	1,344	19,523	3,831	1,121	5,799	61,643
Other Outcome Codes								
Other	16,688	5,809	802	11,287	3,419	610	4,207	42,822
Totals	16,688	5,809	802	11,287	3,419	610	4,207	42,822
All Outcome Totals	107,550	39,437	5,273	70,948	20,778	3,775	20,769	268,530



Individual Court Information



2013 TENNESSEE JUVENILE COURT STATISTICAL DATA

Cases Transferred to Adult Court

(by Court)

Court	White Male	African American Male	Other Race Male	White Female	African American Female	Other Race Female	Unknown Race or Sex	Total	% of Total
Shelby	2	108	1	0	1	0	0	112	46.3%
Hamilton	3	37	0	0	0	0	0	40	16.5%
Madison	1	18	0	0	0	0	0	19	7.9%
Knox	1	9	0	1	0	0	0	11	4.5%
Davidson	2	4	0	0	0	0	1	7	2.9%
Maury	0	6	0	0	0	0	0	6	2.5%
Sumner	2	0	1	2	0	0	0	5	2.1%
Jefferson	3	0	0	0	0	0	1	4	1.7%
Montgomery	0	1	0	0	0	0	3	4	1.7%
Henderson	2	0	1	0	0	0	0	3	1.2%
DeKalb	2	0	0	0	0	0	0	2	0.8%
Franklin	2	0	0	0	0	0	0	2	0.8%
Lake	0	0	2	0	0	0	0	2	0.8%
McMinn	2	0	0	0	0	0	0	2	0.8%
Obion	1	1	0	0	0	0	0	2	0.8%
Perry	1	0	1	0	0	0	0	2	0.8%
Putnam	2	0	0	0	0	0	0	2	0.8%
Robertson	2	0	0	0	0	0	0	2	0.8%
Wilson	2	0	0	0	0	0	0	2	0.8%
Anderson	1	0	0	0	0	0	0	1	0.4%
Carroll	1	0	0	0	0	0	0	1	0.4%
Carter	0	0	0	0	0	0	1	1	0.4%
Cheatham	1	0	0	0	0	0	0	1	0.4%
Chester	1	0	0	0	0	0	0	1	0.4%
Coffee	1	0	0	0	0	0	0	1	0.4%
Decatur	1	0	0	0	0	0	0	1	0.4%
Dyer	0	1	0	0	0	0	0	1	0.4%
Gibson	0	1	0	0	0	0	0	1	0.4%
Hawkins	1	0	0	0	0	0	0	1	0.4%
Hickman	1	0	0	0	0	0	0	1	0.4%
Warren	1	0	0	0	0	0	0	1	0.4%
Williamson	1	0	0	0	0	0	0	1	0.4%
Totals	40	186	6	3	1	0	6	242	



2013 TENNESSEE JUVENILE COURT STATISTICAL DATA

Children Transferred to Adult Court

(by Court)

Court	White Male	African American Male	Other Race Male	White Female	African American Female	Other Race Female	Unknown Race or Sex	Total	% of Total
Shelby	1	79	1	0	1	0	0	82	47.7%
Hamilton	3	20	0	0	0	0	0	23	13.4%
Madison	1	10	0	0	0	0	0	11	6.4%
Davidson	1	4	0	0	0	0	1	6	3.5%
Knox	1	3	0	1	0	0	0	5	2.9%
Sumner	2	0	1	1	0	0	0	4	2.3%
Henderson	2	0	1	0	0	0	0	3	1.7%
Jefferson	2	0	0	0	0	0	1	3	1.7%
Maury	0	3	0	0	0	0	0	3	1.7%
Montgomery	0	1	0	0	0	0	2	3	1.7%
DeKalb	2	0	0	0	0	0	0	2	1.2%
Franklin	2	0	0	0	0	0	0	2	1.2%
McMinn	2	0	0	0	0	0	0	2	1.2%
Obion	1	1	0	0	0	0	0	2	1.2%
Perry	1	0	1	0	0	0	0	2	1.2%
Robertson	2	0	0	0	0	0	0	2	1.2%
Wilson	2	0	0	0	0	0	0	2	1.2%
Anderson	1	0	0	0	0	0	0	1	0.6%
Carroll	1	0	0	0	0	0	0	1	0.6%
Carter	0	0	0	0	0	0	1	1	0.6%
Cheatham	1	0	0	0	0	0	0	1	0.6%
Chester	1	0	0	0	0	0	0	1	0.6%
Coffee	1	0	0	0	0	0	0	1	0.6%
Decatur	1	0	0	0	0	0	0	1	0.6%
Dyer	0	1	0	0	0	0	0	1	0.6%
Gibson	0	1	0	0	0	0	0	1	0.6%
Hawkins	1	0	0	0	0	0	0	1	0.6%
Hickman	1	0	0	0	0	0	0	1	0.6%
Lake	0	0	1	0	0	0	0	1	0.6%
Putnam	1	0	0	0	0	0	0	1	0.6%
Warren	1	0	0	0	0	0	0	1	0.6%
Williamson	1	0	0	0	0	0	0	1	0.6%
Totals	36	123	5	2	1	0	5	172	



2013 TENNESSEE JUVENILE COURT STATISTICAL DATA

Children Referred to Juvenile Court (by Court)

WM = White Male
AM = Asian Male
WF = White Female
AF = Asian Female
WU = White Unknown Sex
AU = Asian Unknown Sex

AAM = African American Male
MRM = Mixed Race Male
AAF = African American Female
MRF = Mixed Race Female
AAU = African American Unknown Sex
MRU = Mixed Race Unknown Sex

NAM = Native American Male
UM = Unknown Race Male
NAF = Native American Female
UF = Unknown Race Female
NAU = Native American Unknown Sex
UU = Unknown Race Unknown Sex

Court	WM	AAM	NAM	AM	MRM	UM	WF	AAF	NAF	AF	MRF	UF	WU	AAU	NAU	AU	MRU	UU	Total
Anderson	872	141	1	1	6	218	630	50	0	3	8	194	2	0	0	0	0	24	2,150
Bedford	157	35	0	1	8	3	91	22	0	1	6	0	0	0	0	0	0	0	324
Benton	150	5	0	0	2	0	111	9	0	0	0	0	0	0	0	0	0	0	277
Bledsoe	59	5	0	0	8	0	37	1	0	0	4	0	0	0	0	0	0	0	114
Blount	1,356	92	3	2	45	0	1,213	78	0	1	47	0	0	0	0	0	0	0	2,837
Bradley	575	36	0	0	24	9	302	22	0	0	6	11	0	0	0	0	0	0	985
Bristol	351	22	0	0	6	5	261	7	0	1	2	4	0	0	0	0	0	1	660
Campbell	313	0	0	0	0	0	225	1	0	0	0	0	0	0	0	0	0	0	539
Cannon	81	2	0	0	0	0	44	0	0	0	1	0	0	0	0	0	0	0	128
Carroll	93	15	0	0	7	0	68	7	0	1	3	1	0	0	0	0	0	0	195
Carter	462	3	0	0	2	15	370	2	0	0	1	11	0	0	0	0	0	0	866
Cheatham	293	8	0	0	1	55	166	4	0	0	3	48	2	0	0	0	0	13	593
Chester	147	30	0	1	13	6	95	11	0	0	9	4	0	1	0	0	0	2	319
Claiborne	179	1	0	0	3	0	120	1	0	0	4	0	0	0	0	0	0	0	308
Clay	81	6	1	0	2	4	51	2	0	0	1	2	0	0	0	0	0	1	151
Cocke	533	19	1	0	17	12	443	15	1	1	13	4	2	0	0	0	0	1	1,062
Coffee	149	9	0	0	0	0	66	13	0	0	0	0	0	0	0	0	0	0	237
Crockett	45	5	0	0	9	0	22	4	0	0	3	0	0	0	0	0	0	0	88
Cumberland	423	1	0	0	1	5	304	2	0	0	1	7	1	0	0	0	0	4	749
Davidson	1,011	2,308	5	29	106	540	791	1,815	1	25	113	437	4	15	0	0	2	116	7,318
Decatur	126	7	0	0	5	0	71	3	0	0	0	0	0	0	0	0	0	0	212
DeKalb	77	2	0	0	1	0	33	1	0	0	1	1	0	0	0	0	0	0	116
Dickson	407	36	2	1	26	141	316	29	0	1	27	173	0	4	0	0	1	16	1,180
Dyer	122	70	0	0	1	1	61	23	0	0	0	2	1	0	0	0	0	0	281
Fayette	95	91	2	0	7	3	59	41	0	0	0	1	0	0	0	0	0	0	299
Fentress	141	3	0	0	2	0	78	0	0	0	1	0	0	0	0	0	0	0	225
Franklin	185	10	0	0	10	0	104	10	0	1	11	0	0	0	0	0	0	0	331
Gibson	403	410	0	0	63	0	313	335	0	1	48	0	0	0	0	0	0	0	1,573
Giles	162	20	0	0	7	0	90	13	1	0	6	0	0	0	0	0	0	0	299
Grainger	226	1	0	0	4	0	207	2	0	0	9	0	0	0	0	0	0	0	449
Greene	304	6	0	0	3	61	223	1	0	0	7	59	1	0	0	0	0	5	670
Grundy	132	0	0	1	1	0	82	0	0	0	0	0	0	0	0	0	0	0	216
Hamblen	417	29	1	4	30	2	338	13	0	1	31	0	0	0	0	0	0	0	866
Hamilton	1,067	1,035	0	4	57	31	809	727	0	4	46	22	7	7	0	0	0	1	3,817
Hancock	17	1	0	0	0	0	17	0	0	0	0	0	0	0	0	0	0	0	35
Hardeman	82	204	0	9	5	50	43	141	0	6	5	50	8	151	0	2	0	78	834
Hardin	110	6	0	0	0	1	58	2	0	0	1	0	0	0	0	0	0	0	178
Hawkins	532	4	0	0	1	3	429	1	0	0	6	1	0	0	0	0	0	0	977
Haywood	18	49	0	0	2	0	9	17	0	0	0	0	0	0	0	0	0	0	95
Henderson	250	32	0	0	45	2	171	17	0	0	33	0	0	0	0	0	0	0	550
Henry	189	27	0	0	6	10	113	15	1	0	1	5	0	0	0	0	0	0	367
Hickman	307	7	0	0	10	0	242	2	0	0	5	0	0	0	0	0	0	0	573
Houston	31	2	0	0	0	0	14	0	0	0	0	0	0	0	0	0	0	0	47
Humphreys	237	5	1	0	10	4	159	9	3	0	12	1	0	1	0	0	0	3	445
Jackson	27	0	0	0	0	0	17	0	0	0	0	0	0	0	0	0	0	0	44
Jefferson	664	12	0	0	9	36	446	10	0	0	4	22	1	1	0	0	0	15	1,220
Johnson	220	1	0	0	0	0	159	2	0	0	0	0	0	0	0	0	0	0	382
Johnson City	590	54	0	0	62	35	466	44	1	2	41	100	0	0	0	0	0	21	1,416
Knox	1,535	407	1	6	119	185	1,239	265	0	2	113	212	6	1	0	0	2	82	4,175
Lake	47	15	0	0	4	0	13	8	0	0	1	0	0	0	0	0	0	0	88



2013 TENNESSEE JUVENILE COURT STATISTICAL DATA

Children Referred to Juvenile Court (by Court)

WM = White Male
AM = Asian Male
WF = White Female
AF = Asian Female
WU = White Unknown Sex
AU = Asian Unknown Sex

AAM = African American Male
MRM = Mixed Race Male
AAF = African American Female
MRF = Mixed Race Female
AAU = African American Unknown Sex
MRU = Mixed Race Unknown Sex

NAM = Native American Male
UM = Unknown Race Male
NAF = Native American Female
UF = Unknown Race Female
NAU = Native American Unknown Sex
UU = Unknown Race Unknown Sex

Court	WM	AAM	NAM	AM	MRM	UM	WF	AAF	NAF	AF	MRF	UF	WU	AAU	NAU	AU	MRU	UU	Total
Lauderdale	258	329	5	0	15	6	197	282	4	0	7	8	0	0	0	0	0	0	1,111
Lawrence	386	18	0	0	0	0	330	16	1	0	0	0	0	0	0	0	0	0	751
Lewis	84	3	0	0	3	0	47	0	0	1	3	0	0	0	0	0	0	0	141
Lincoln	222	31	0	0	0	0	141	28	0	0	0	0	0	0	0	0	0	0	422
Loudon	356	6	1	1	4	0	207	5	1	3	3	0	0	0	0	0	0	0	587
Macon	208	2	0	0	0	0	161	0	0	0	0	0	0	0	0	0	0	0	371
Madison	248	536	0	1	2	15	111	237	0	1	2	4	0	0	0	0	0	1	1,158
Marion	139	10	0	0	6	2	114	4	0	0	2	4	0	0	0	0	0	0	281
Marshall	232	22	0	0	13	0	151	8	1	0	10	1	0	0	0	0	0	0	438
Maury	486	148	0	0	41	30	315	87	0	1	35	25	4	2	0	0	0	16	1,190
McMinn	314	30	3	0	11	0	180	9	1	1	8	0	0	0	0	0	0	0	557
McNairy	104	14	0	0	1	2	46	5	0	0	1	0	1	0	0	0	0	0	174
Meigs	172	1	0	0	5	0	155	0	0	0	1	0	0	0	0	0	0	0	334
Monroe	468	12	0	0	16	2	331	12	0	0	11	4	0	0	0	0	0	0	856
Montgomery	731	420	2	9	55	369	552	304	6	6	55	329	3	1	0	1	0	694	3,537
Moore	39	1	0	0	1	0	16	0	0	0	0	0	0	0	0	0	0	0	57
Morgan	147	0	0	0	4	0	110	0	0	0	0	0	0	0	0	0	0	0	261
Obion	186	103	0	0	8	2	129	69	0	0	4	3	0	1	0	0	0	1	506
Overton	177	0	0	0	3	0	121	0	0	0	0	0	0	0	0	0	0	0	301
Perry	81	3	1	0	5	22	52	0	0	0	7	9	0	0	0	0	0	9	189
Pickett	26	1	0	0	1	0	16	0	0	0	1	0	0	0	0	0	0	0	45
Polk	67	0	0	0	0	1	74	0	0	0	0	0	0	0	0	0	0	0	142
Putnam	465	12	0	1	6	6	309	15	0	0	2	1	0	0	0	0	0	1	818
Rhea	65	3	0	0	5	5	62	2	0	0	1	0	0	1	0	0	0	0	144
Roane	161	4	0	0	4	1	93	1	0	0	3	0	0	0	0	0	0	0	267
Robertson	495	156	0	1	1	206	279	54	0	0	7	120	0	0	0	0	0	5	1,324
Rutherford	406	184	0	12	3	39	261	95	0	4	2	37	0	0	0	0	0	1	1,044
Scott	122	2	0	0	0	0	76	0	0	0	0	0	0	0	0	0	0	0	200
Sequatchie	113	0	1	0	6	1	83	0	0	0	1	0	0	0	0	0	0	0	205
Sevier	845	11	2	1	21	35	660	10	0	5	7	15	1	0	0	0	0	0	1,613
Shelby	1,045	5,845	4	18	110	0	656	3,648	1	17	111	0	0	0	0	0	0	0	11,455
Smith	70	12	0	0	5	2	68	4	0	0	6	0	0	0	0	0	0	0	167
Stewart	99	2	0	0	6	0	71	1	0	0	6	0	0	0	0	0	0	0	185
Sullivan Div I	470	0	0	0	1	0	363	2	0	0	2	0	0	0	0	0	0	0	838
Sullivan Div II	519	37	0	3	1	228	434	30	0	0	2	256	0	0	0	0	0	0	1,510
Sumner	977	172	2	5	66	39	637	101	1	2	66	28	1	0	0	0	0	10	2,107
Tipton	143	91	0	0	3	1	60	22	1	0	0	0	0	1	0	0	0	0	322
Trousdale	120	15	0	0	7	1	70	1	0	0	8	1	1	0	0	0	0	1	225
Unicoi	105	0	0	0	3	20	96	0	0	0	0	6	0	0	0	0	0	0	230
Union	226	3	1	0	2	1	183	1	2	0	5	2	1	0	0	0	0	0	427
Van Buren	57	0	0	0	0	0	17	0	0	0	0	0	0	0	0	0	0	0	74
Warren	295	12	0	0	10	0	240	5	0	0	3	0	0	0	0	0	0	0	565
Washington	292	0	0	1	3	0	149	3	0	0	5	0	0	0	0	0	0	0	453
Wayne	254	2	0	0	10	0	193	0	0	0	13	0	0	0	0	0	0	0	472
Weakley	119	25	1	0	6	21	108	11	0	0	3	21	0	0	0	0	0	5	320
White	84	3	0	0	2	0	44	1	0	0	1	0	0	0	0	0	0	0	135
Williamson	1,008	123	4	23	29	22	654	61	1	4	23	8	2	1	0	0	1	0	1,964
Wilson	256	57	0	2	1	17	132	40	0	1	3	28	2	0	0	0	0	5	544
Totals	29,992	13,750	45	137	1,255	2,533	21,343	8,971	28	971,064	2,282	51	188	0	3	61,132	82,877		



2013 TENNESSEE JUVENILE COURT STATISTICAL DATA

Child, Case, and Referral Counts (by Court)

Court	Children			Cases			Referrals		
	2012	2013	+/- %	2012	2013	+/- %	2012	2013	+/- %
Anderson	2,409	2,150	-10.8%	7,878	6,481	-17.7%	8,841	7,710	-12.8%
Bedford	333	324	-2.7%	390	374	-4.1%	612	534	-12.7%
Benton	261	277	+6.1%	290	321	+10.7%	312	334	+7.1%
Bledsoe	60	114	+90.0%	129	151	+17.1%	176	180	+2.3%
Blount	2,906	2,837	-2.4%	9,455	9,591	+1.4%	9,913	9,800	-1.1%
Bradley	948	985	+3.9%	3,750	3,540	-5.6%	4,103	3,855	-6.0%
Bristol	674	660	-2.1%	1,020	1,082	+6.1%	1,110	1,170	+5.4%
Campbell	564	539	-4.4%	577	549	-4.9%	577	549	-4.9%
Cannon	167	128	-23.4%	282	251	-11.0%	284	254	-10.6%
Carroll	180	195	+8.3%	198	207	+4.5%	306	312	+2.0%
Carter	866	866	0.0%	1,425	1,515	+6.3%	1,679	1,739	+3.6%
Cheatham	529	593	+12.1%	696	971	+39.5%	754	1,009	+33.8%
Chester	306	319	+4.2%	469	569	+21.3%	505	638	+26.3%
Claiborne	317	308	-2.8%	331	320	-3.3%	395	386	-2.3%
Clay	142	151	+6.3%	322	315	-2.2%	401	400	-0.2%
Cocke	1,068	1,062	-0.6%	2,073	2,233	+7.7%	2,375	2,474	+4.2%
Coffee	166	237	+42.8%	186	277	+48.9%	253	441	+74.3%
Crockett	107	88	-17.8%	231	150	-35.1%	323	189	-41.5%
Cumberland	598	749	+25.3%	651	798	+22.6%	670	814	+21.5%
Davidson	11,263	7,318	-35.0%	18,130	13,351	-26.4%	20,270	15,163	-25.2%
Decatur	149	212	+42.3%	254	414	+63.0%	261	446	+70.9%
DeKalb	143	116	-18.9%	170	149	-12.4%	179	151	-15.6%
Dickson	1,338	1,180	-11.8%	3,884	3,084	-20.6%	3,938	3,156	-19.9%
Dyer	423	281	-33.6%	735	436	-40.7%	861	593	-31.1%
Fayette	308	299	-2.9%	435	407	-6.4%	614	611	-0.5%
Fentress	249	225	-9.6%	350	285	-18.6%	389	324	-16.7%
Franklin	407	331	-18.7%	581	444	-23.6%	803	591	-26.4%
Gibson	1,709	1,573	-8.0%	4,504	3,994	-11.3%	4,691	4,187	-10.7%
Giles	329	299	-9.1%	448	372	-17.0%	563	469	-16.7%
Grainger	469	449	-4.3%	479	452	-5.6%	491	494	+0.6%
Greene	691	670	-3.0%	1,048	978	-6.7%	1,133	1,023	-9.7%
Grundy	309	216	-30.1%	657	528	-19.6%	744	622	-16.4%
Hamblen	910	866	-4.8%	2,250	2,318	+3.0%	2,449	2,494	+1.8%
Hamilton	4,089	3,817	-6.7%	8,465	11,926	+40.9%	9,414	13,888	+47.5%
Hancock	56	35	-37.5%	76	40	-47.4%	77	41	-46.8%
Hardeman	783	834	+6.5%	1,104	1,262	+14.3%	1,307	1,448	+10.8%
Hardin	218	178	-18.3%	422	372	-11.8%	480	402	-16.2%
Hawkins	1,127	977	-13.3%	1,731	1,476	-14.7%	2,203	1,868	-15.2%
Haywood	62	95	+53.2%	92	125	+35.9%	128	193	+50.8%
Henderson	576	550	-4.5%	1,043	1,023	-1.9%	1,292	1,196	-7.4%
Henry	412	367	-10.9%	838	720	-14.1%	1,003	866	-13.7%
Hickman	566	573	+1.2%	876	1,300	+48.4%	956	1,357	+41.9%
Houston	66	47	-28.8%	171	74	-56.7%	212	77	-63.7%
Humphreys	506	445	-12.1%	1,384	1,188	-14.2%	1,724	1,412	-18.1%
Jackson	47	44	-6.4%	55	52	-5.5%	64	52	-18.8%
Jefferson	1,217	1,220	+0.2%	2,931	2,670	-8.9%	3,311	2,981	-10.0%
Johnson	367	382	+4.1%	1,049	918	-12.5%	1,258	1,112	-11.6%
Johnson City	1,604	1,416	-11.7%	3,206	2,369	-26.1%	3,680	2,623	-28.7%
Knox	4,502	4,175	-7.3%	7,880	7,106	-9.8%	9,311	8,263	-11.3%
Lake	129	88	-31.8%	313	127	-59.4%	369	156	-57.7%



2013 TENNESSEE JUVENILE COURT STATISTICAL DATA

Child, Case, and Referral Counts (by Court)

Court	Children			Cases			Referrals		
	2012	2013	+/- %	2012	2013	+/- %	2012	2013	+/- %
Lauderdale	1,083	1,111	+2.6%	1,525	1,595	+4.6%	1,624	1,699	+4.6%
Lawrence	770	751	-2.5%	1,552	1,437	-7.4%	2,123	1,891	-10.9%
Lewis	118	141	+19.5%	140	153	+9.3%	191	184	-3.7%
Lincoln	440	422	-4.1%	741	656	-11.5%	833	719	-13.7%
Loudon	676	587	-13.2%	1,214	726	-40.2%	1,247	740	-40.7%
Macon	364	371	+1.9%	760	754	-0.8%	931	883	-5.2%
Madison	565	1,158	+105.0%	778	1,474	+89.5%	1,147	2,070	+80.5%
Marion	264	281	+6.4%	409	436	+6.6%	457	465	+1.8%
Marshall	411	438	+6.6%	535	576	+7.7%	720	748	+3.9%
Maury	1,182	1,190	+0.7%	2,085	2,194	+5.2%	2,279	2,431	+6.7%
McMinn	594	557	-6.2%	2,888	2,740	-5.1%	3,094	2,942	-4.9%
McNairy	167	174	+4.2%	211	212	+0.5%	240	233	-2.9%
Meigs	341	334	-2.1%	342	336	-1.8%	347	340	-2.0%
Monroe	877	856	-2.4%	1,795	1,658	-7.6%	1,836	1,711	-6.8%
Montgomery	3,292	3,537	+7.4%	7,408	11,498	+55.2%	8,378	13,501	+61.1%
Moore	52	57	+9.6%	65	90	+38.5%	86	130	+51.2%
Morgan	302	261	-13.6%	551	425	-22.9%	581	437	-24.8%
Obion	632	506	-19.9%	969	888	-8.4%	1,079	995	-7.8%
Overton	312	301	-3.5%	373	317	-15.0%	382	322	-15.7%
Perry	126	189	+50.0%	239	389	+62.8%	330	607	+83.9%
Pickett	59	45	-23.7%	70	48	-31.4%	73	48	-34.2%
Polk	161	142	-11.8%	249	162	-34.9%	316	194	-38.6%
Putnam	864	818	-5.3%	1,477	1,371	-7.2%	1,815	1,687	-7.1%
Rhea	81	144	+77.8%	83	153	+84.3%	90	182	+102.2%
Roane	214	267	+24.8%	294	535	+82.0%	353	574	+62.6%
Robertson	1,405	1,324	-5.8%	2,467	2,327	-5.7%	2,720	2,620	-3.7%
Rutherford	1,241	1,044	-15.9%	1,661	1,367	-17.7%	2,164	1,758	-18.8%
Scott	208	200	-3.8%	208	200	-3.8%	244	221	-9.4%
Sequatchie	210	205	-2.4%	400	433	+8.2%	432	485	+12.3%
Sevier	1,586	1,613	+1.7%	3,576	3,603	+0.8%	3,871	3,930	+1.5%
Shelby	11,976	11,455	-4.4%	15,541	15,057	-3.1%	19,222	18,377	-4.4%
Smith	214	167	-22.0%	651	384	-41.0%	666	408	-38.7%
Stewart	222	185	-16.7%	808	549	-32.1%	968	640	-33.9%
Sullivan Div I	771	838	+8.7%	1,164	1,219	+4.7%	1,264	1,351	+6.9%
Sullivan Div II	1,760	1,510	-14.2%	3,189	2,365	-25.8%	3,343	2,458	-26.5%
Sumner	2,029	2,107	+3.8%	3,243	3,457	+6.6%	3,657	4,177	+14.2%
Tipton	736	322	-56.2%	953	439	-53.9%	1,069	543	-49.2%
Trousdale	225	225	0.0%	414	388	-6.3%	471	444	-5.7%
Unicoi	266	230	-13.5%	362	304	-16.0%	405	345	-14.8%
Union	414	427	+3.1%	717	707	-1.4%	764	1,278	+67.3%
Van Buren	65	74	+13.8%	68	83	+22.1%	74	104	+40.5%
Warren	554	565	+2.0%	771	836	+8.4%	1,066	1,084	+1.7%
Washington	480	453	-5.6%	694	603	-13.1%	725	626	-13.7%
Wayne	365	472	+29.3%	677	623	-8.0%	898	772	-14.0%
Weakley	368	320	-13.0%	442	412	-6.8%	479	446	-6.9%
White	174	135	-22.4%	204	160	-21.6%	234	189	-19.2%
Williamson	2,012	1,964	-2.4%	3,363	3,370	+0.2%	4,171	4,179	+0.2%
Wilson	2,028	544	-73.2%	5,306	650	-87.7%	5,519	851	-84.6%
Totals	90,881	82,877	-8.8%	169,546	160,014	-5.6%	192,742	184,066	-4.5%



2013 TENNESSEE JUVENILE COURT STATISTICAL DATA

Referral and Court Counts (by Type)

	Referral Count	% of All Referrals	Court Count	% of All Courts
Offenses Against Persons				
Criminal Homicide	5	0.00%	4	4.1%
1st Degree Murder	51	0.03%	3	3.1%
2nd Degree Murder	12	0.01%	3	3.1%
Aggravated Rape	26	0.01%	12	12.2%
Rape of a Child	189	0.10%	48	49.0%
Aggravated Vehicular Homicide	4	0.00%	4	4.1%
Esp. Aggravated Robbery	42	0.02%	19	19.4%
Esp. Aggravated Kidnapping	13	0.01%	7	7.1%
Aggravated Robbery	404	0.22%	19	19.4%
Aggravated Kidnapping	16	0.01%	4	4.1%
Aggravated Child Abuse / Neglect	26	0.01%	8	8.2%
Aggravated Sexual Battery	187	0.10%	47	48.0%
Rape	75	0.04%	21	21.4%
Voluntary Manslaughter	15	0.01%	4	4.1%
Vehicular Homicide	3	0.00%	3	3.1%
Sexual Abuse of a Child	120	0.07%	7	7.1%
Other Sexual Offenses	375	0.20%	53	54.1%
Aggravated Assault	983	0.53%	75	76.5%
Robbery	215	0.12%	20	20.4%
Criminally Negligent Homicide	3	0.00%	2	2.0%
Attempted Crime Against a Person	101	0.05%	24	24.5%
Assault	6,239	3.39%	97	99.0%
Reckless Endangerment	289	0.16%	58	59.2%
Total	9,393	5.09%		
Offenses Against Property				
Aggravated Arson	22	0.01%	8	8.2%
Arson	71	0.04%	21	21.4%
Aggravated Burglary	1,058	0.57%	67	68.4%
Theft of Property	6,421	3.49%	96	98.0%
Vandalism	2,579	1.40%	96	98.0%
Forgery	71	0.04%	22	22.4%
Worthless Checks	4	0.00%	4	4.1%
Illegal Poss/Use of Credit/Debit Cards	87	0.05%	24	24.5%
Burglary	1,094	0.59%	81	82.7%
Unauthorized Use of a Vehicle	158	0.09%	36	36.7%
Cruelty to Animals	18	0.01%	11	11.2%
Total	11,583	6.29%		



2013 TENNESSEE JUVENILE COURT STATISTICAL DATA

Referral and Court Counts

(by Type)

	Referral Count	% of All Referrals	Court Count	% of All Courts
Illegal Conduct				
Sale of Controlled Substances	279	0.15%	30	30.6%
Other Drug Offenses	1,906	1.04%	81	82.7%
Possession of Controlled Substances	2,862	1.55%	90	91.8%
Criminal Attempt	46	0.02%	13	13.3%
Carrying Weapons on School Property	318	0.17%	50	51.0%
Unlawful Carrying / Poss of a Weapon	750	0.41%	58	59.2%
Evading Arrest	674	0.37%	62	63.3%
Escape	109	0.06%	21	21.4%
Driving Under Influence (DUI)	196	0.11%	61	62.2%
Possession/Consumption of Alcohol	2,013	1.09%	97	99.0%
Resist Stop/Frisk/Halt/Arrest/Search	594	0.32%	55	56.1%
Aggravated Criminal Trespass	80	0.04%	24	24.5%
Harassment	247	0.13%	60	61.2%
Failure to Appear	276	0.15%	21	21.4%
Filing a False Police Report	186	0.10%	47	48.0%
Criminal Impersonation	214	0.12%	41	41.8%
Disorderly Conduct	3,740	2.03%	86	87.8%
Criminal Trespass	1,559	0.85%	69	70.4%
Public Intoxication	327	0.18%	59	60.2%
Gambling	78	0.04%	5	5.1%
Traffic	12,118	6.58%	96	98.0%
Local Ordinances	145	0.08%	26	26.5%
Violation of Wildlife Regulations	181	0.10%	44	44.9%
Contempt of Court	4,604	2.50%	41	41.8%
Violation of Probation	5,257	2.86%	93	94.9%
Violation of Aftercare	403	0.22%	41	41.8%
Total	39,162	21.27%		
Status Offenses				
Unruly Behavior	3,828	2.08%	95	96.9%
Truancy	9,585	5.21%	96	98.0%
In-State Runaway	2,483	1.35%	82	83.7%
Out-of-State Runaway	36	0.02%	20	20.4%
Possession of Tobacco Products	2,409	1.31%	89	90.8%
Violation of a Valid Court Order	714	0.39%	43	43.9%
Violation of Curfew	2,386	1.30%	62	63.3%
Total	21,441	11.66%		
Dependency/Neglect				
Sexually Abused Child	71	0.04%	16	16.3%
Physically Abused Child	116	0.06%	11	11.2%
Dependency / Neglect	14,799	8.04%	73	74.5%
Termination of Parental Rights	1,008	0.55%	46	46.9%
Total	15,994	8.69%		



2013 TENNESSEE JUVENILE COURT STATISTICAL DATA

Referral and Court Counts

(by Type)

	Referral Count	% of All Referrals	Court Count	% of All Courts
Other Violation Proceedings				
Violation of Pretrial Diversion	173	0.09%	15	15.3%
Violation of Informal Adjustment	101	0.05%	13	13.3%
Total	274	0.14%		
Parentage				
Custody	9,322	5.06%	70	71.4%
Visitation	2,313	1.26%	58	59.2%
Paternity / Legitimation	1,708	0.93%	56	57.1%
Child Support	12,669	6.88%	45	45.9%
Total	26,012	14.13%		
Special Proceedings				
Judicial Review	34,295	18.63%	65	66.3%
Administrative Review	7,559	4.11%	25	25.5%
Foster Care Review	5,003	2.72%	32	32.7%
Request for Medical Treatment	175	0.10%	5	5.1%
Consent to Marry	3	0.00%	2	2.0%
Total	47,035	25.56%		
All Other Referrals				
Other	13,172	7.16%	80	81.6%
Total	13,172	7.16%		
Grand Totals	184,066	100.00%		



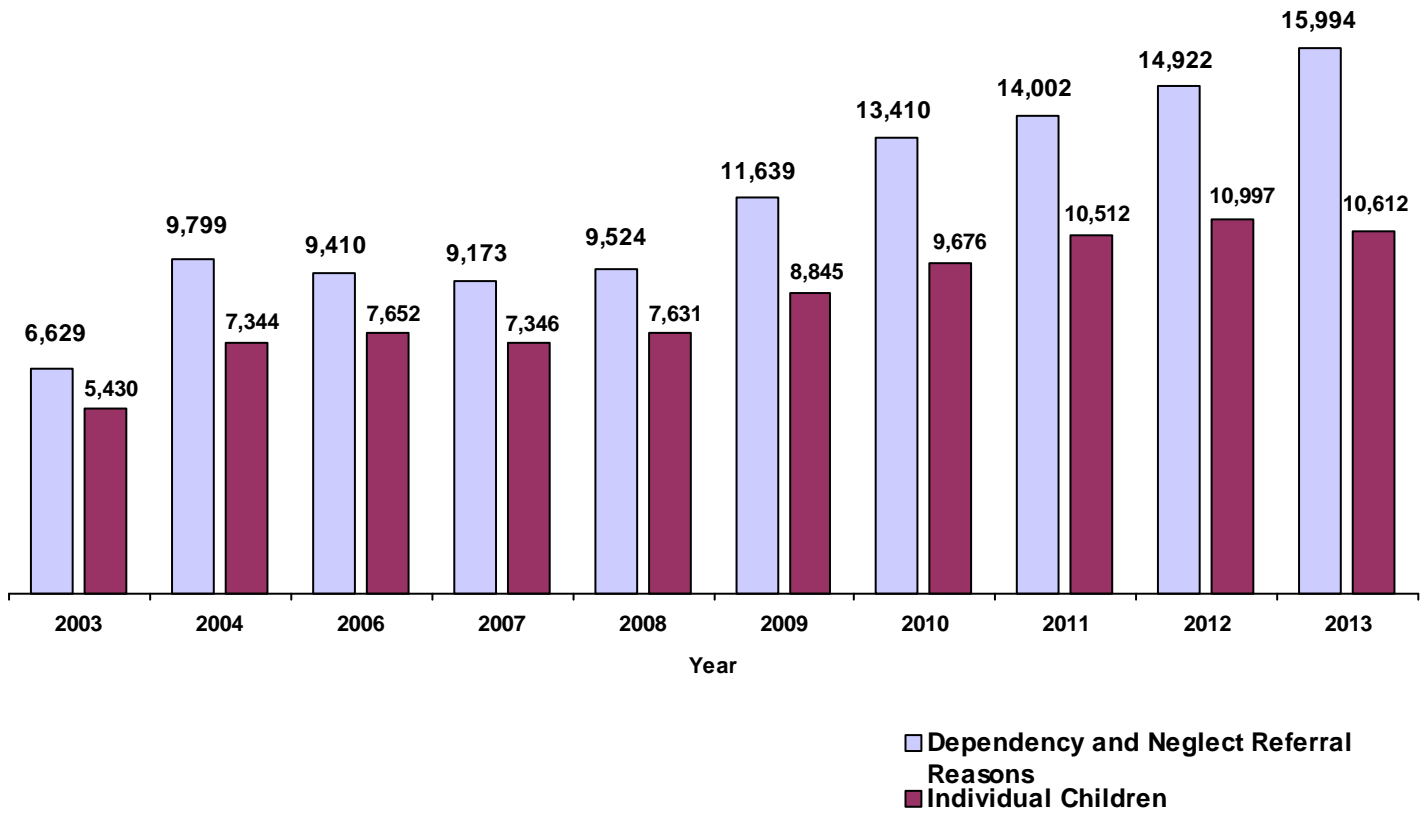
Trends



2013 TENNESSEE JUVENILE COURT STATISTICAL DATA

Trends Over Time for Calendar Years 2003 - 2013

Neglected, Dependent and Abused Referrals and Individual Children Referred



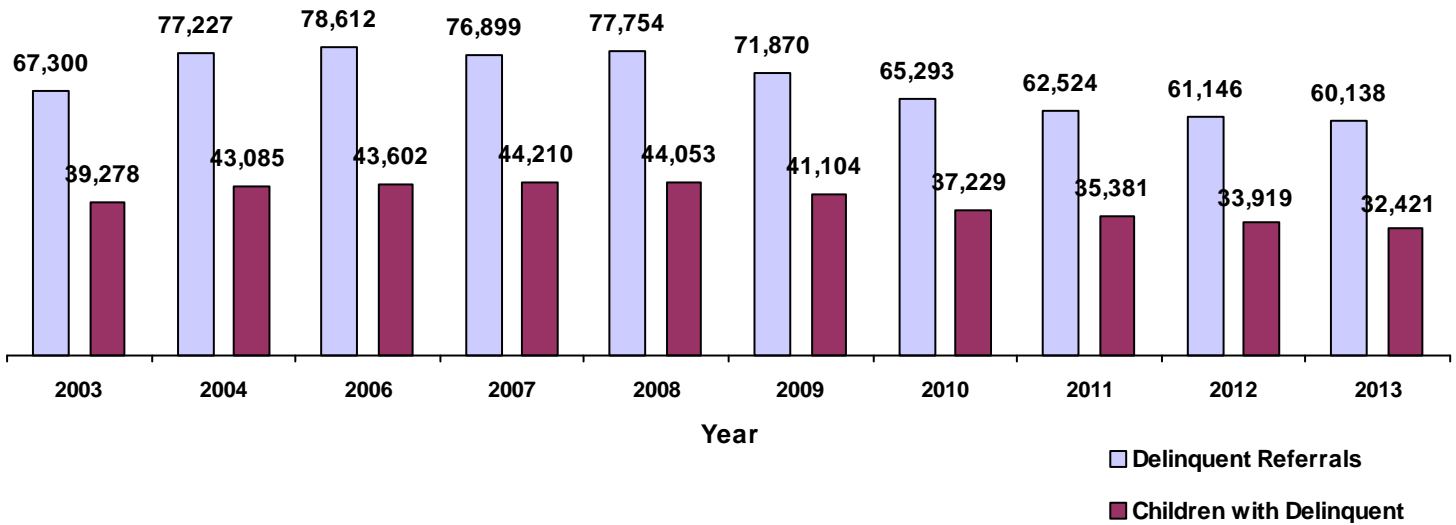
Note: Calendar Year 2005 data has been omitted because not all data was available.



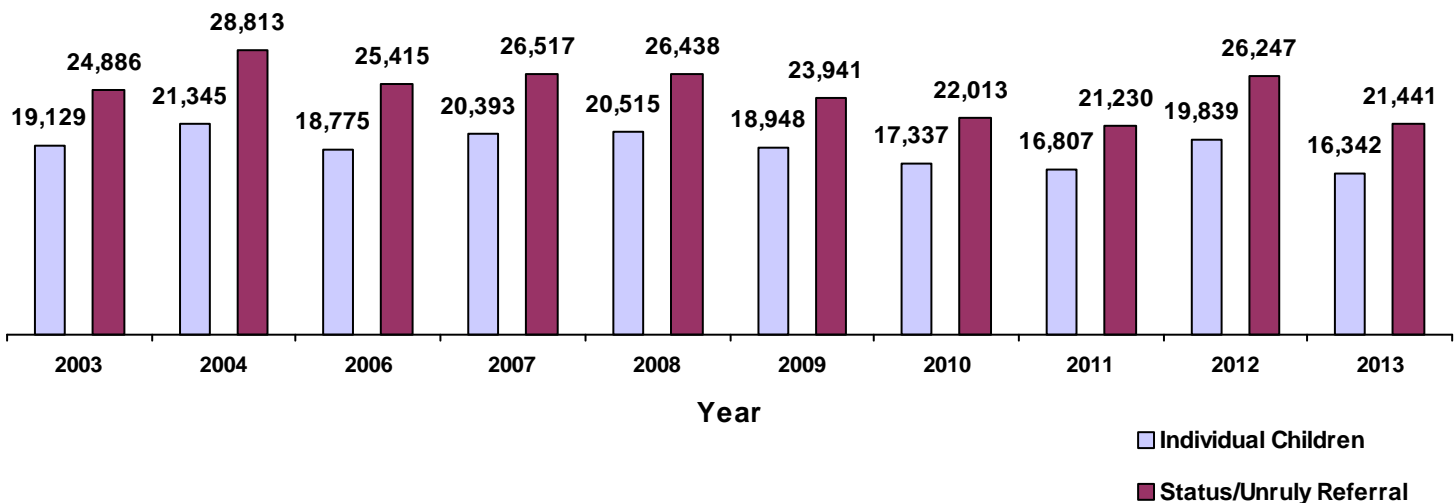
2013 TENNESSEE JUVENILE COURT STATISTICAL DATA

Trends Over Time for Calendar Years 2003 - 2013

Delinquent Referral Reasons and Individual Children Referred



Status/Unruly Referral Reasons and Individual Children Referred

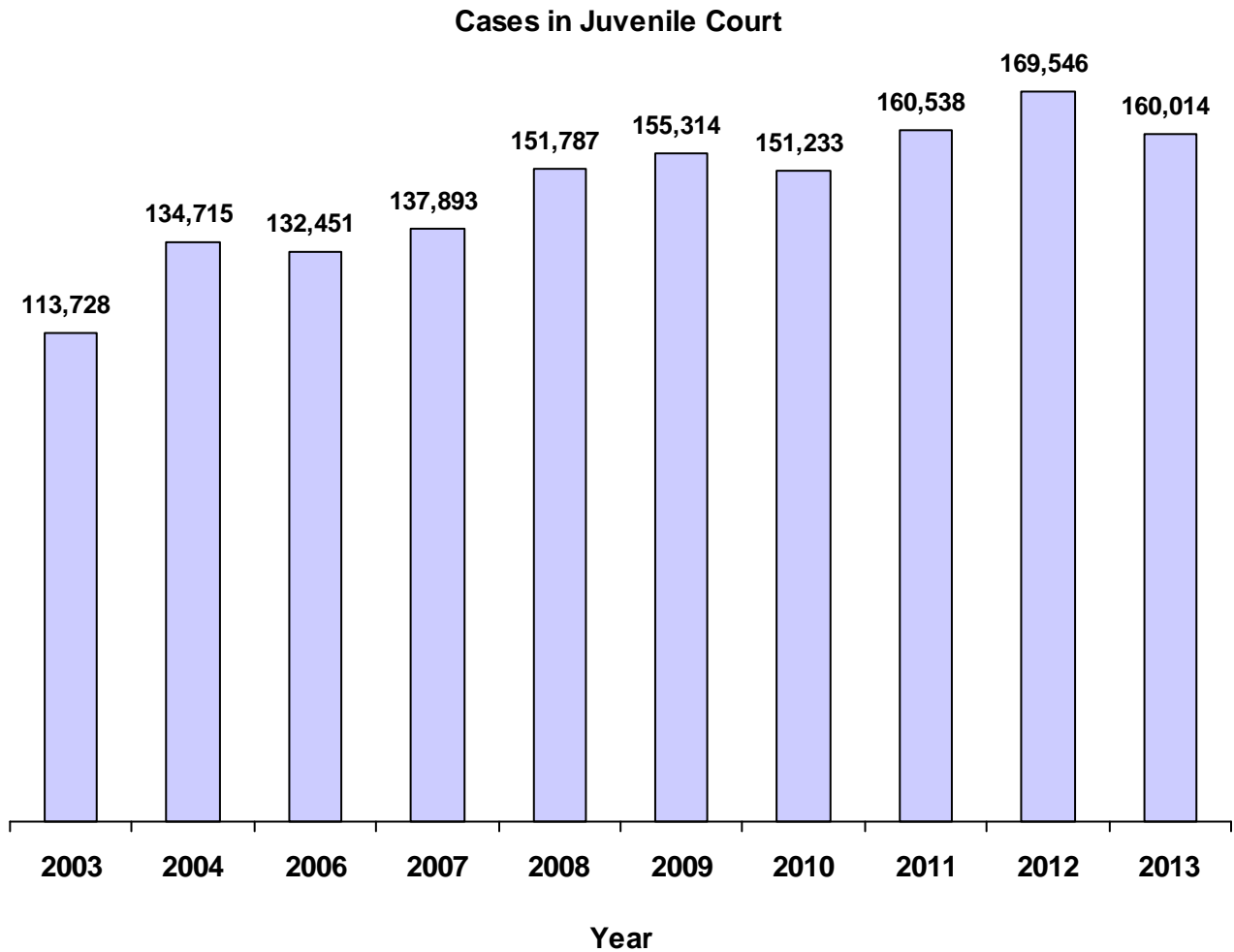


Note: Calendar Year 2005 data has been omitted because not all data was available.



2013 TENNESSEE JUVENILE COURT STATISTICAL DATA

Trends Over Time for Calendar Years 2003 - 2013



Note: Calendar Year 2005 data has been omitted because not all data was available.

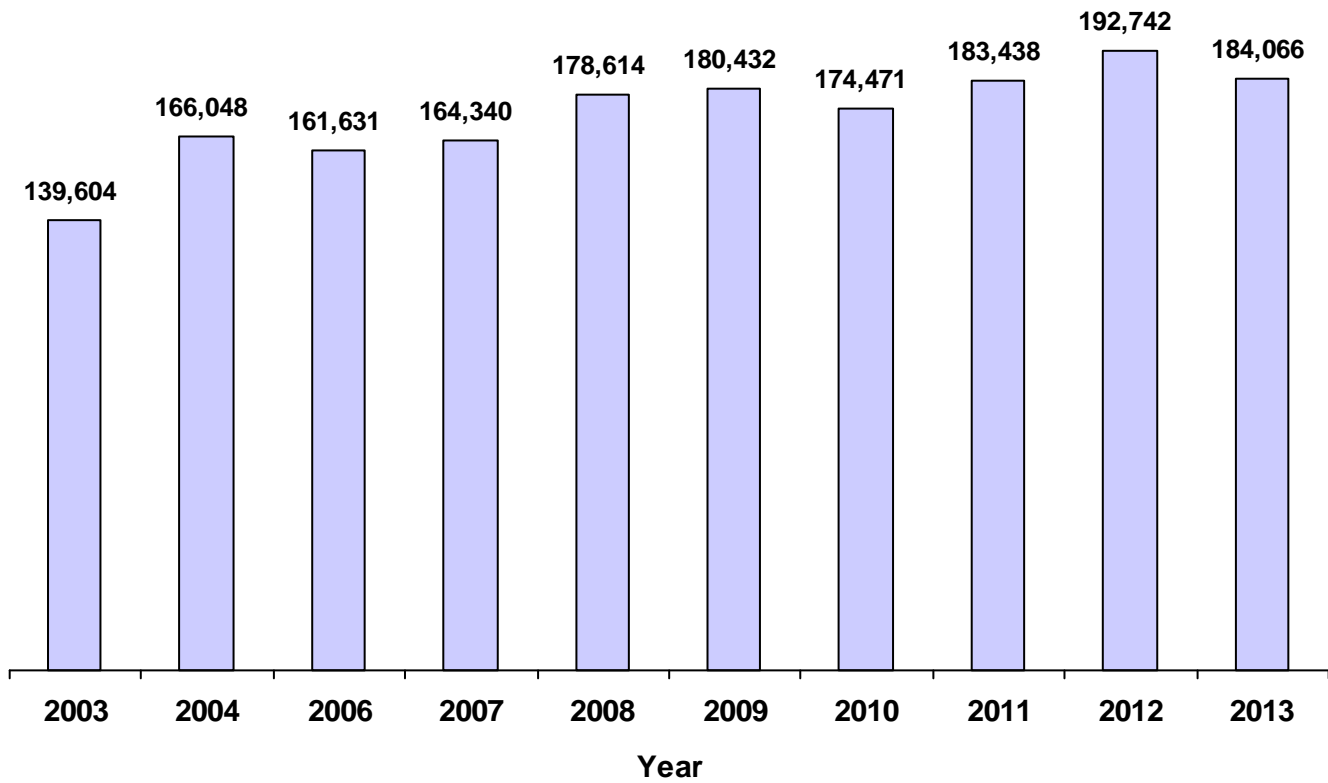


Tennessee Council of Juvenile & Family Court Judges
Administrative Office of the Courts

2013 TENNESSEE JUVENILE COURT STATISTICAL DATA

Trends Over Time for Calendar Years 2003 - 2013

Referrals to Juvenile Court



Note: Calendar Year 2005 data has been omitted because not all data was available.

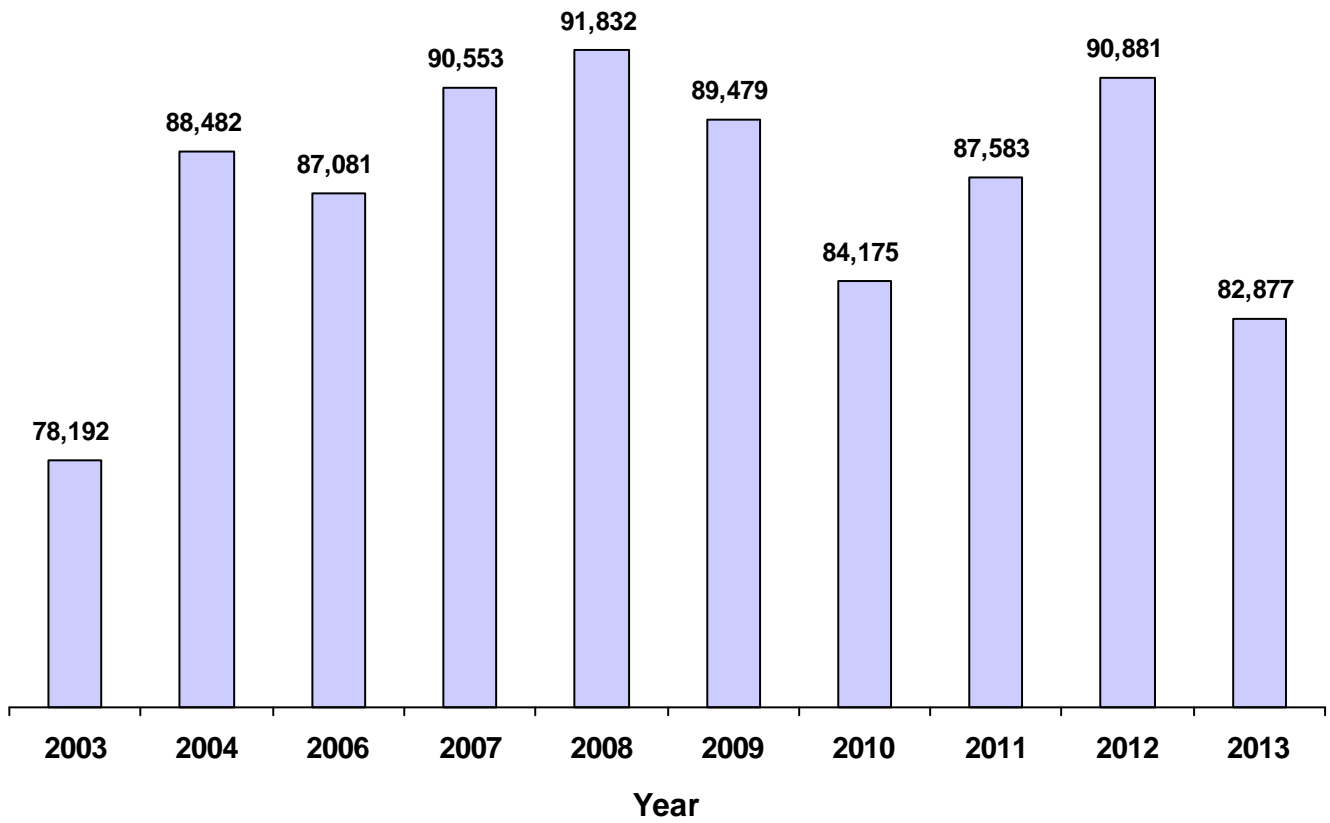


Tennessee Council of Juvenile & Family Court Judges
Administrative Office of the Courts

2013 TENNESSEE JUVENILE COURT STATISTICAL DATA

Trends Over Time for Calendar Years 2003 - 2013

Children Referred to Tennessee Juvenile Courts



Note: Calendar Year 2005 data has been omitted because not all data was available.

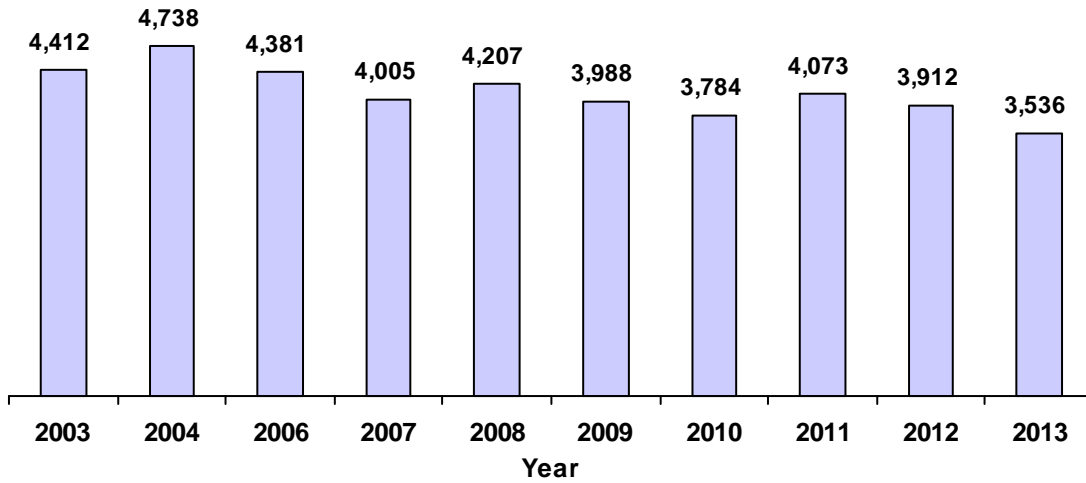


Tennessee Council of Juvenile & Family Court Judges
Administrative Office of the Courts

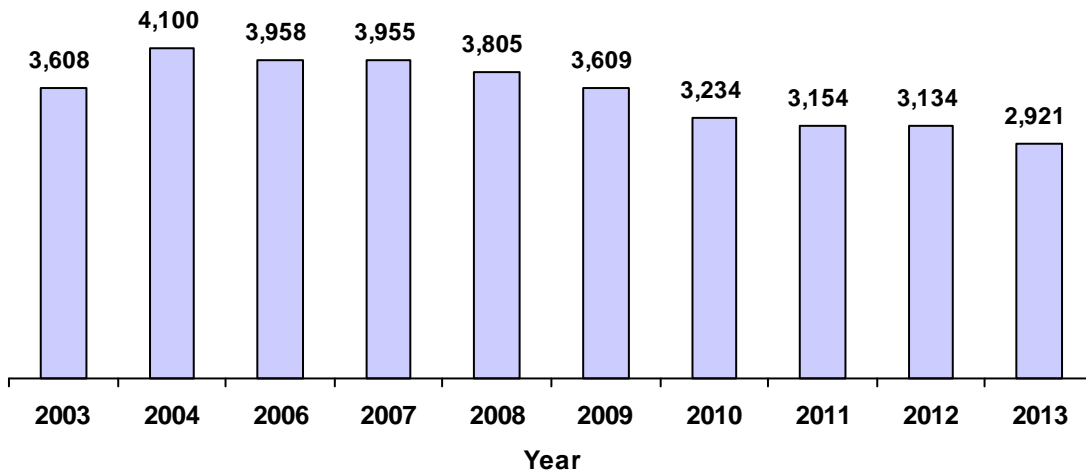
2013 TENNESSEE JUVENILE COURT STATISTICAL DATA

Trends Over Time for Calendar Years 2003 - 2013

**Commitments to Department of Children Services (DCS, DHS, DYD)
for Secure or Non-Secure Placement with Referrals of
Delinquent, Status, Dependency or Neglect**



**Children Referred to Juvenile Court with
Violation of Probation or Violation of Aftercare**



Note: CY 2005 data has been omitted because not all data was available.



Tennessee Council of Juvenile & Family Court Judges
Administrative Office of the Courts

Appendix



2013 TENNESSEE JUVENILE COURT STATISTICAL DATA

Children Under Age 18 Transferred to Adult Court (by Court)

Court	White Male	African American Male	Other Race Male	White Female	African American Female	Other Race Female	Unknown Race or Sex	Total	% of Total
Shelby	1	51	1	0	0	0	0	53	46.9%
Hamilton	1	15	0	0	0	0	0	16	14.2%
Madison	1	8	0	0	0	0	0	9	8.0%
Davidson	0	4	0	0	0	0	0	4	3.5%
Jefferson	2	0	0	0	0	0	1	3	2.7%
Montgomery	0	1	0	0	0	0	2	3	2.7%
Sumner	1	0	1	1	0	0	0	3	2.7%
DeKalb	2	0	0	0	0	0	0	2	1.8%
Knox	0	2	0	0	0	0	0	2	1.8%
Maury	0	2	0	0	0	0	0	2	1.8%
Obion	1	1	0	0	0	0	0	2	1.8%
Robertson	2	0	0	0	0	0	0	2	1.8%
Anderson	1	0	0	0	0	0	0	1	0.9%
Carter	0	0	0	0	0	0	1	1	0.9%
Cheatham	1	0	0	0	0	0	0	1	0.9%
Decatur	1	0	0	0	0	0	0	1	0.9%
Dyer	0	1	0	0	0	0	0	1	0.9%
Franklin	1	0	0	0	0	0	0	1	0.9%
Gibson	0	1	0	0	0	0	0	1	0.9%
Henderson	1	0	0	0	0	0	0	1	0.9%
Lake	0	0	1	0	0	0	0	1	0.9%
McMinn	1	0	0	0	0	0	0	1	0.9%
Williamson	1	0	0	0	0	0	0	1	0.9%
Wilson	1	0	0	0	0	0	0	1	0.9%
Totals	19	86	3	1	0	0	4	113	

* Based on age at time of case disposition



2013 TENNESSEE JUVENILE COURT STATISTICAL DATA

Children Under Age 18 at Time of Referral (by Court)

WM = White Male
AM = Asian Male
WF = White Female
AF = Asian Female
WU = White Unknown Sex
AU = Asian Unknown Sex

AAM = African American Male
MRM = Mixed Race Male
AAF = African American Female
MRF = Mixed Race Female
AAU = African American Unknown Sex
MRU = Mixed Race Unknown Sex

NAM = Native American Male
UM = Unknown Race Male
NAF = Native American Female
UF = Unknown Race Female
NAU = Native American Unknown Sex
UU = Unknown Race Unknown Sex

Court	WM	AAM	NAM	AM	MRM	UM	WF	AAF	NAF	AF	MRF	UF	WU	AAU	NAU	AU	MRU	UU	Total
Anderson	496	36	1	1	5	128	412	29	0	2	7	122	2	0	0	0	0	13	1,254
Bedford	155	32	0	1	8	3	89	22	0	1	6	0	0	0	0	0	0	0	317
Benton	146	5	0	0	2	0	110	9	0	0	0	0	0	0	0	0	0	0	272
Bledsoe	58	5	0	0	8	0	36	1	0	0	4	0	0	0	0	0	0	0	112
Blount	1,243	72	3	1	43	0	1,137	64	0	0	42	0	0	0	0	0	0	0	2,605
Bradley	544	34	0	0	23	9	294	22	0	0	6	11	0	0	0	0	0	0	943
Bristol	348	21	0	0	6	5	258	7	0	1	2	4	0	0	0	0	0	1	653
Campbell	309	0	0	0	0	0	222	1	0	0	0	0	0	0	0	0	0	0	532
Cannon	80	2	0	0	0	0	44	0	0	0	1	0	0	0	0	0	0	0	127
Carroll	93	15	0	0	7	0	68	7	0	1	3	1	0	0	0	0	0	0	195
Carter	462	3	0	0	2	15	370	2	0	0	1	11	0	0	0	0	0	0	866
Cheatham	285	8	0	0	1	55	165	4	0	0	2	48	2	0	0	0	0	13	583
Chester	147	29	0	1	12	5	95	11	0	0	9	4	0	1	0	0	0	2	316
Claiborne	179	1	0	0	3	0	119	1	0	0	4	0	0	0	0	0	0	0	307
Clay	73	5	1	0	2	4	46	2	0	0	0	2	0	0	0	0	0	1	136
Cocke	510	18	1	0	15	12	424	12	1	1	13	3	2	0	0	0	0	1	1,013
Coffee	148	9	0	0	0	0	66	13	0	0	0	0	0	0	0	0	0	0	236
Crockett	44	5	0	0	9	0	21	4	0	0	3	0	0	0	0	0	0	0	86
Cumberland	420	1	0	0	1	5	299	2	0	0	1	7	1	0	0	0	0	4	741
Davidson	945	2,137	5	27	104	508	753	1,736	1	25	113	421	4	15	0	0	2	113	6,909
Decatur	123	7	0	0	5	0	71	3	0	0	0	0	0	0	0	0	0	0	209
DeKalb	76	2	0	0	1	0	31	0	0	0	1	1	0	0	0	0	0	0	112
Dickson	377	28	2	0	26	127	300	23	0	1	26	162	0	3	0	0	1	13	1,089
Dyer	119	68	0	0	1	1	58	23	0	0	0	2	1	0	0	0	0	0	273
Fayette	92	89	2	0	7	3	58	41	0	0	0	1	0	0	0	0	0	0	293
Fentress	139	2	0	0	2	0	77	0	0	0	1	0	0	0	0	0	0	0	221
Franklin	179	10	0	0	10	0	103	10	0	1	11	0	0	0	0	0	0	0	324
Gibson	382	366	0	0	62	0	301	306	0	1	46	0	0	0	0	0	0	0	1,464
Giles	161	20	0	0	6	0	90	13	1	0	6	0	0	0	0	0	0	0	297
Grainger	219	1	0	0	4	0	205	2	0	0	9	0	0	0	0	0	0	0	440
Greene	296	5	0	0	3	59	202	1	0	0	7	54	1	0	0	0	0	5	633
Grundy	131	0	0	1	1	0	82	0	0	0	0	0	0	0	0	0	0	0	215
Hamblen	404	26	1	4	30	2	332	11	0	1	31	0	0	0	0	0	0	0	842
Hamilton	1,055	1,026	0	4	56	31	807	723	0	4	46	22	7	7	0	0	0	1	3,789
Hancock	16	1	0	0	0	0	16	0	0	0	0	0	0	0	0	0	0	0	33
Hardeman	79	178	0	7	5	50	42	128	0	6	4	49	8	138	0	2	0	73	769
Hardin	110	6	0	0	0	1	58	2	0	0	1	0	0	0	0	0	0	0	178
Hawkins	517	4	0	0	1	3	425	1	0	0	6	1	0	0	0	0	0	0	958
Haywood	18	49	0	0	2	0	9	17	0	0	0	0	0	0	0	0	0	0	95
Henderson	246	30	0	0	44	2	170	17	0	0	31	0	0	0	0	0	0	0	540
Henry	185	26	0	0	6	10	110	15	1	0	1	5	0	0	0	0	0	0	359
Hickman	275	7	0	0	10	0	225	2	0	0	5	0	0	0	0	0	0	0	524
Houston	28	2	0	0	0	0	14	0	0	0	0	0	0	0	0	0	0	0	44
Humphreys	224	3	1	0	10	4	155	5	3	0	12	1	0	1	0	0	0	3	422
Jackson	26	0	0	0	0	0	17	0	0	0	0	0	0	0	0	0	0	0	43
Jefferson	654	11	0	0	9	32	441	8	0	0	4	20	1	1	0	0	0	12	1,193
Johnson	210	1	0	0	0	0	155	1	0	0	0	0	0	0	0	0	0	0	367
Johnson City	584	52	0	0	62	34	463	43	1	2	40	99	0	0	0	0	0	21	1,401
Knox	1,500	399	1	5	118	182	1,224	261	0	2	113	211	6	1	0	0	2	82	4,107
Lake	46	15	0	0	4	0	13	8	0	0	1	0	0	0	0	0	0	0	87



2013 TENNESSEE JUVENILE COURT STATISTICAL DATA

Children Under Age 18 at Time of Referral (by Court)

WM = White Male
AM = Asian Male
WF = White Female
AF = Asian Female
WU = White Unknown Sex
AU = Asian Unknown Sex

AAM = African American Male
MRM = Mixed Race Male
AAF = African American Female
MRF = Mixed Race Female
AAU = African American Unknown Sex
MRU = Mixed Race Unknown Sex

NAM = Native American Male
UM = Unknown Race Male
NAF = Native American Female
UF = Unknown Race Female
NAU = Native American Unknown Sex
UU = Unknown Race Unknown Sex

Court	WM	AAM	NAM	AM	MRM	UM	WF	AAF	NAF	AF	MRF	UF	WU	AAU	NAU	AU	MRU	UU	Total
Lauderdale	246	297	1	0	14	6	193	247	3	0	7	8	0	0	0	0	0	0	1,022
Lawrence	355	18	0	0	0	0	315	14	1	0	0	0	0	0	0	0	0	0	703
Lewis	84	3	0	0	3	0	47	0	0	1	3	0	0	0	0	0	0	0	141
Lincoln	222	31	0	0	0	0	141	28	0	0	0	0	0	0	0	0	0	0	422
Loudon	354	6	1	1	4	0	207	5	1	3	3	0	0	0	0	0	0	0	585
Macon	207	2	0	0	0	0	161	0	0	0	0	0	0	0	0	0	0	0	370
Madison	242	523	0	1	2	15	111	236	0	1	2	4	0	0	0	0	0	0	1,137
Marion	138	10	0	0	6	2	112	4	0	0	2	4	0	0	0	0	0	0	278
Marshall	224	22	0	0	13	0	147	8	1	0	10	1	0	0	0	0	0	0	426
Maury	485	147	0	0	40	30	313	86	0	1	34	25	4	2	0	0	0	16	1,183
McMinn	300	28	3	0	10	0	167	9	1	1	8	0	0	0	0	0	0	0	527
McNairy	104	14	0	0	1	2	46	5	0	0	1	0	1	0	0	0	0	0	174
Meigs	171	1	0	0	5	0	153	0	0	0	1	0	0	0	0	0	0	0	331
Monroe	456	10	0	0	15	2	327	12	0	0	11	4	0	0	0	0	0	0	837
Montgomery	717	407	2	9	55	364	541	298	4	6	55	326	3	1	0	1	0	693	3,482
Moore	39	1	0	0	1	0	16	0	0	0	0	0	0	0	0	0	0	0	57
Morgan	144	0	0	0	4	0	110	0	0	0	0	0	0	0	0	0	0	0	258
Obion	181	101	0	0	8	2	127	69	0	0	4	3	0	1	0	0	0	1	497
Overton	172	0	0	0	3	0	111	0	0	0	0	0	0	0	0	0	0	0	286
Perry	75	3	1	0	5	22	51	0	0	0	7	8	0	0	0	0	0	9	181
Pickett	26	1	0	0	1	0	16	0	0	0	1	0	0	0	0	0	0	0	45
Polk	66	0	0	0	0	1	72	0	0	0	0	0	0	0	0	0	0	0	139
Putnam	456	11	0	1	5	3	301	15	0	0	2	1	0	0	0	0	0	1	796
Rhea	65	3	0	0	5	5	61	2	0	0	1	0	0	1	0	0	0	0	143
Roane	159	4	0	0	4	1	90	1	0	0	3	0	0	0	0	0	0	0	262
Robertson	480	149	0	1	1	203	276	53	0	0	7	116	0	0	0	0	0	5	1,291
Rutherford	398	179	0	12	3	39	260	95	0	4	2	37	0	0	0	0	0	1	1,030
Scott	119	2	0	0	0	0	75	0	0	0	0	0	0	0	0	0	0	0	196
Sequatchie	111	0	1	0	6	1	83	0	0	0	1	0	0	0	0	0	0	0	203
Sevier	795	10	2	1	19	31	632	9	0	5	6	15	1	0	0	0	0	0	1,526
Shelby	1,032	5,793	4	18	110	0	651	3,632	1	17	111	0	0	0	0	0	0	0	11,369
Smith	67	10	0	0	5	2	68	4	0	0	6	0	0	0	0	0	0	0	162
Stewart	99	1	0	0	6	0	70	1	0	0	6	0	0	0	0	0	0	0	183
Sullivan Div I	435	0	0	0	1	0	355	2	0	0	2	0	0	0	0	0	0	0	795
Sullivan Div II	511	36	0	3	1	214	432	30	0	0	2	246	0	0	0	0	0	0	1,475
Sumner	894	160	2	5	66	36	614	91	1	2	66	28	1	0	0	0	0	10	1,976
Tipton	143	90	0	0	3	1	60	22	1	0	0	0	0	1	0	0	0	0	321
Trousdale	115	14	0	0	7	1	65	1	0	0	8	1	1	0	0	0	0	1	214
Unicoi	105	0	0	0	3	20	96	0	0	0	0	6	0	0	0	0	0	0	230
Union	226	3	1	0	2	1	182	1	2	0	5	2	1	0	0	0	0	0	426
Van Buren	56	0	0	0	0	0	16	0	0	0	0	0	0	0	0	0	0	0	72
Warren	291	10	0	0	10	0	233	5	0	0	3	0	0	0	0	0	0	0	552
Washington	278	0	0	0	3	0	147	3	0	0	5	0	0	0	0	0	0	0	436
Wayne	237	2	0	0	9	0	187	0	0	0	13	0	0	0	0	0	0	0	448
Weakley	119	24	1	0	6	21	107	11	0	0	3	21	0	0	0	0	0	5	318
White	82	3	0	0	2	0	44	1	0	0	1	0	0	0	0	0	0	0	133
Williamson	948	118	4	22	28	22	633	61	1	3	23	7	2	1	0	0	1	0	1,874
Wilson	240	54	0	2	1	11	118	34	0	1	3	14	2	0	0	0	0	2	482
Totals	28,625	13,173	41	128	1,232	2,348	20,622	8,708	25	941,047	2,139	51	174	0	3	61,102	79,518		



2013 TENNESSEE JUVENILE COURT STATISTICAL DATA

Referrals (by Type and Age)

	White Male	African American Male	Other Race Male	White Female	African American Female	Other Race Female	Unknown Race or Sex	Total	% of Total Referrals
Delinquent									
Age 10 and Under	1,234	604	104	938	348	64	38	3,330	1.81%
Age 11	263	316	16	144	139	6	8	892	0.48%
Age 12	583	646	33	240	266	10	33	1,811	0.98%
Age 13	1,124	1,074	69	482	450	42	62	3,303	1.79%
Age 14	1,864	1,979	95	819	663	39	104	5,563	3.02%
Age 15	3,063	2,926	202	1,180	1,005	56	223	8,655	4.70%
Age 16	6,335	4,194	234	2,712	1,319	91	416	15,301	8.31%
Age 17	8,812	4,626	244	3,697	1,319	132	503	19,333	10.50%
Age 18	679	326	17	220	94	6	31	1,373	0.75%
Age 19 and Over	219	144	6	112	65	4	27	577	0.31%
Total	24,176	16,835	1,020	10,544	5,668	450	1,445	60,138	32.67%
Status									
Age 10 and Under	847	265	40	733	230	43	68	2,226	1.21%
Age 11	220	72	8	160	46	8	11	525	0.29%
Age 12	375	143	17	263	68	8	22	896	0.49%
Age 13	612	222	25	444	164	33	50	1,550	0.84%
Age 14	971	506	62	703	250	36	88	2,616	1.42%
Age 15	1,463	679	57	1,057	369	32	135	3,792	2.06%
Age 16	1,955	939	94	1,229	434	67	170	4,888	2.66%
Age 17	2,011	799	65	1,270	386	60	162	4,753	2.58%
Age 18	81	35	2	41	12	2	1	174	0.09%
Age 19 and Over	9	7	1	4	0	0	0	21	0.01%
Total	8,544	3,667	371	5,904	1,959	289	707	21,441	11.65%
Dependency and Neglect									
Age 10 and Under	3,872	1,025	316	3,607	971	243	1,589	11,623	6.31%
Age 11	217	72	8	237	64	11	79	688	0.37%
Age 12	236	42	14	209	55	7	88	651	0.35%
Age 13	210	49	7	243	49	10	78	646	0.35%
Age 14	209	58	11	272	73	5	61	689	0.37%
Age 15	198	58	8	253	72	9	37	635	0.34%
Age 16	182	76	7	242	73	7	22	609	0.33%
Age 17	139	42	5	153	48	3	28	418	0.23%
Age 18	0	0	0	4	0	0	0	4	0.00%
Age 19 and Over	5	1	0	11	2	0	12	31	0.02%
Total	5,268	1,423	376	5,231	1,407	295	1,994	15,994	8.69%

* Age calculated at time of referral



Tennessee Council of Juvenile & Family Court Judges
Administrative Office of the Courts

2013 TENNESSEE JUVENILE COURT STATISTICAL DATA

Referrals (by Type and Age)

	White Male	African American Male	Other Race Male	White Female	African American Female	Other Race Female	Unknown Race or Sex	Total	% of Total Referrals
Other Violations									
Age 10 and Under	3	0	0	1	1	0	0	5	0.00%
Age 11	0	0	0	0	0	0	0	0	0.00%
Age 12	3	0	0	3	0	0	0	6	0.00%
Age 13	11	3	0	0	0	0	0	14	0.01%
Age 14	20	0	1	17	1	0	0	39	0.02%
Age 15	32	0	2	19	1	0	0	54	0.03%
Age 16	43	0	0	24	2	1	1	71	0.04%
Age 17	34	3	0	15	1	0	0	53	0.03%
Age 18	21	0	0	10	0	0	0	31	0.02%
Age 19 and Over	0	0	0	1	0	0	0	1	0.00%
Total	167	6	3	90	6	1	1	274	0.15%
Special Proceedings									
Age 10 and Under	11,237	3,222	822	10,218	2,808	773	6,707	35,787	19.44%
Age 11	760	276	28	691	181	55	329	2,320	1.26%
Age 12	1,038	238	55	766	241	53	384	2,775	1.51%
Age 13	1,293	311	67	863	289	72	361	3,256	1.77%
Age 14	1,603	560	84	1,282	429	57	350	4,365	2.37%
Age 15	2,066	575	92	1,529	336	60	332	4,990	2.71%
Age 16	2,638	788	99	1,962	424	94	457	6,462	3.51%
Age 17	3,788	818	129	1,993	489	91	422	7,730	4.20%
Age 18	943	260	36	488	117	26	90	1,960	1.06%
Age 19 and Over	1,367	455	16	837	181	5	541	3,402	1.85%
Total	26,733	7,503	1,428	20,629	5,495	1,286	9,973	73,047	39.69%
All Other Referrals									
Age 10 and Under	1,518	769	150	1,443	757	163	972	5,772	3.14%
Age 11	113	58	10	98	54	14	66	413	0.22%
Age 12	132	96	14	71	86	8	49	456	0.25%
Age 13	166	139	10	127	113	13	48	616	0.33%
Age 14	247	193	19	166	130	7	31	793	0.43%
Age 15	342	289	16	224	153	11	56	1,091	0.59%
Age 16	496	338	17	282	173	14	51	1,371	0.74%
Age 17	686	418	32	318	181	9	63	1,707	0.93%
Age 18	224	93	19	100	54	1	36	527	0.29%
Age 19 and Over	102	148	2	69	47	1	57	426	0.23%
Total	4,026	2,541	289	2,898	1,748	241	1,429	13,172	7.16%
Grand Total	68,914	31,975	3,487	45,296	16,283	2,562	15,549	184,066	100.00%

* Age calculated at time of referral

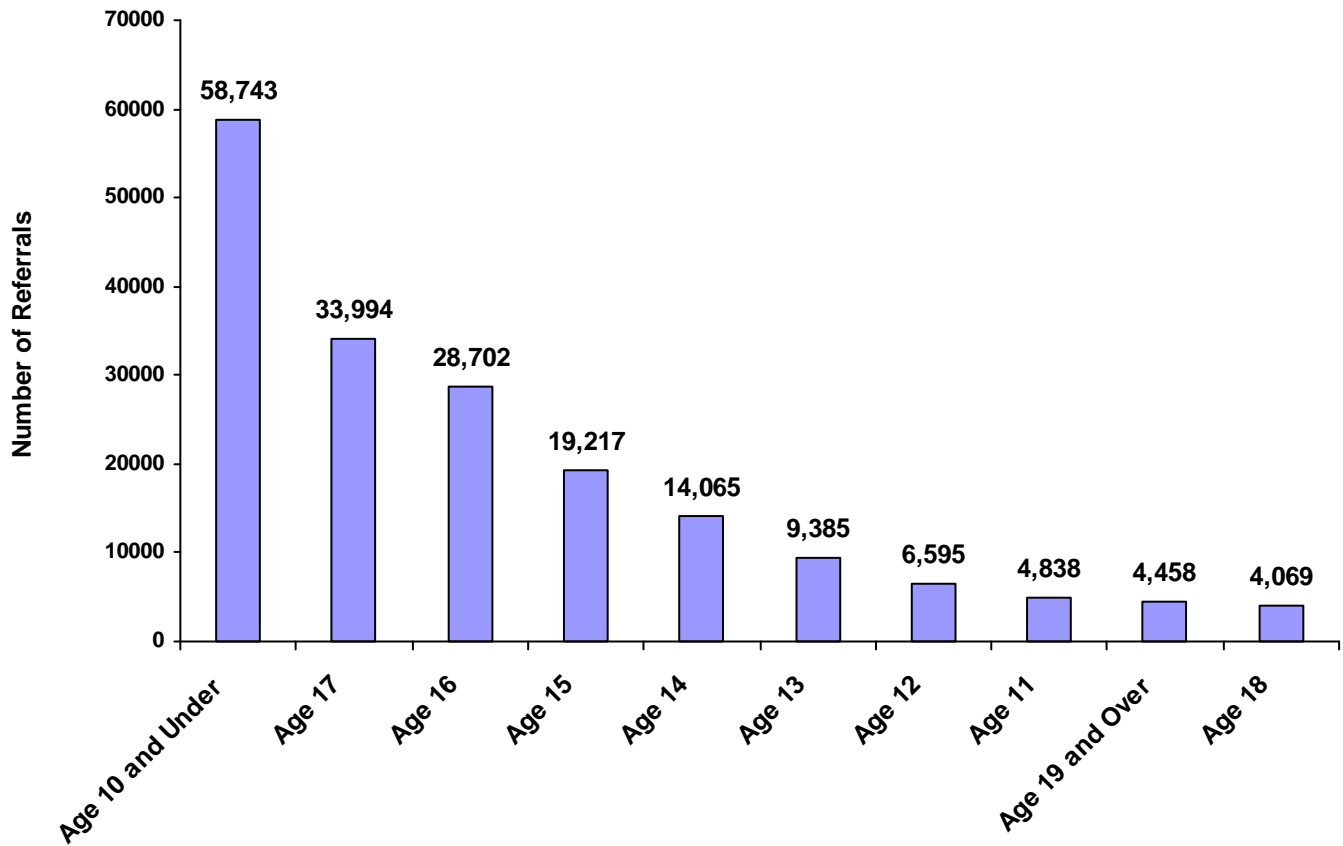


Tennessee Council of Juvenile & Family Court Judges
Administrative Office of the Courts

2013 TENNESSEE JUVENILE COURT STATISTICAL DATA

Referrals (by Age)

	White Male	African American Male	Other Race Male	White Female	African American Female	Other Race Female	Unknown Race or Sex	Total	% of Total Referrals
Age 10 and Under	18,711	5,885	1,432	16,940	5,115	1,286	9,374	58,743	31.91%
Age 11	1,573	794	70	1,330	484	94	493	4,838	2.63%
Age 12	2,367	1,165	133	1,552	716	86	576	6,595	3.58%
Age 13	3,416	1,798	178	2,159	1,065	170	599	9,385	5.10%
Age 14	4,914	3,296	272	3,259	1,546	144	634	14,065	7.64%
Age 15	7,164	4,527	377	4,262	1,936	168	783	19,217	10.44%
Age 16	11,649	6,335	451	6,451	2,425	274	1,117	28,702	15.59%
Age 17	15,470	6,706	475	7,446	2,424	295	1,178	33,994	18.47%
Age 18	1,948	714	74	863	277	35	158	4,069	2.21%
Age 19 and Over	1,702	755	25	1,034	295	10	637	4,458	2.42%
Totals	68,914	31,975	3,487	45,296	16,283	2,562	15,549	184,066	



2013 TENNESSEE JUVENILE COURT STATISTICAL DATA

Top 4 Referral Reasons

(by Sex, Race, and Type)

Sex	Race	Referral Type	Referral Reason	Total
Male	White	Delinquent	1. Traffic	6,460
			2. Violation of Probation	2,112
			3. Theft of Property	2,034
			4. Assault	1,807
		Status	1. Truancy	3,634
			2. Possession of Tobacco Products	1,741
			3. Unruly Behavior	1,510
			4. Violation of Curfew	675
		Dependency and Neglect	1. Dependency / Neglect	4,823
			2. Termination of Parental Rights	392
			3. Physically Abused Child	31
			4. Sexually Abused Child	22
		Other Violations	1. Violation of Pretrial Diversion	115
			2. Violation of Informal Adjustment	52
		Special Proceedings	1. Judicial Review	13,683
			2. Child Support	3,615
			3. Administrative Review	3,558
			4. Custody	3,191
		Other	1. Other	4,026
			<hr/>	
Male	African American	Delinquent	1. Theft of Property	2,130
			2. Assault	1,900
			3. Violation of Probation	1,741
			4. Disorderly Conduct	1,398
		Status	1. Truancy	1,201
			2. Violation of Curfew	949
			3. Unruly Behavior	650
			4. In-State Runaway	558
		Dependency and Neglect	1. Dependency / Neglect	1,368
			2. Physically Abused Child	31
			3. Termination of Parental Rights	24
		Other Violations	1. Violation of Informal Adjustment	3
			2. Violation of Pretrial Diversion	3
		Special Proceedings	1. Judicial Review	2,534
			2. Child Support	1,759
			3. Custody	1,082
			4. Administrative Review	774
		Other	1. Other	2,541
			<hr/>	
		Male	Other Race	Delinquent
2. Contempt of Court	117			
3. Traffic	108			
4. Theft of Property	104			
Status	1. Truancy			140
	2. Unruly Behavior			90
	3. In-State Runaway			61
	4. Violation of Curfew			32
Dependency and Neglect	1. Dependency / Neglect			337
	2. Termination of Parental Rights			36
	3. Physically Abused Child			3
Other Violations	1. Violation of Informal Adjustment			2
	2. Violation of Pretrial Diversion			1
Special Proceedings	1. Judicial Review			662
	2. Child Support			210
	3. Custody			204
	4. Foster Care Review			150
Other	1. Other			289



2013 TENNESSEE JUVENILE COURT STATISTICAL DATA

Top 4 Referral Reasons

(by Sex, Race, and Type)

Sex	Race	Referral Type	Referral Reason	Total		
Female	White	Delinquent	1. Traffic	3,351		
			2. Contempt of Court	1,477		
			3. Theft of Property	1,123		
			4. Assault	908		
		Status	1. Truancy	3,287		
			2. Unruly Behavior	1,041		
			3. In-State Runaway	638		
			4. Violation of Curfew	368		
		Dependency and Neglect	1. Dependency / Neglect	4,821		
			2. Termination of Parental Rights	336		
			3. Physically Abused Child	37		
			4. Sexually Abused Child	37		
		Other Violations	1. Violation of Pretrial Diversion	47		
			2. Violation of Informal Adjustment	43		
		Special Proceedings	1. Judicial Review	9,679		
			2. Child Support	3,270		
			3. Custody	3,013		
			4. Administrative Review	2,278		
		Other	1. Other	2,898		
			<hr/>			
Female	African American	Delinquent	1. Assault	1,352		
			2. Disorderly Conduct	961		
			3. Theft of Property	865		
			4. Contempt of Court	538		
		Status	1. Truancy	830		
			2. In-State Runaway	430		
			3. Unruly Behavior	339		
			4. Violation of Curfew	277		
		Dependency and Neglect	1. Dependency / Neglect	1,363		
			2. Termination of Parental Rights	36		
			3. Physically Abused Child	8		
		Other Violations	1. Violation of Pretrial Diversion	6		
			Special Proceedings	1. Child Support	1,431	
		2. Judicial Review		1,377		
		3. Custody		924		
		4. Administrative Review		646		
		Other	1. Other	1,748		
			<hr/>			
		Female	Other Race	Delinquent	1. Contempt of Court	104
					2. Traffic	62
3. Violation of Probation	56					
4. Assault	54					
Status	1. Truancy			153		
	2. Unruly Behavior			54		
	3. In-State Runaway			43		
	4. Violation of Curfew			15		
Dependency and Neglect	1. Dependency / Neglect			249		
	2. Termination of Parental Rights			36		
	3. Sexually Abused Child			8		
	4. Physically Abused Child			2		
Other Violations	1. Violation of Informal Adjustment			1		
	Special Proceedings			1. Judicial Review	543	
2. Custody				263		
3. Child Support				149		
4. Foster Care Review				130		
Other	1. Other			241		



2013 TENNESSEE JUVENILE COURT STATISTICAL DATA

Top 4 Referral Reasons

(by Sex, Race, and Type)

Sex	Race	Referral Type	Referral Reason	Total
Unknown	Unknown	Delinquent	1. Traffic	477
			2. Assault	117
			3. Theft of Property	114
			4. Violation of Probation	102
		Status	1. Truancy	340
			2. Unruly Behavior	144
			3. In-State Runaway	95
			4. Violation of Curfew	70
		Dependency and Neglect	1. Dependency / Neglect	1,838
			2. Termination of Parental Rights	148
			3. Physically Abused Child	4
			4. Sexually Abused Child	4
		Other Violations	1. Violation of Pretrial Diversion	1
			Special Proceedings	
			1. Judicial Review	5,817
			2. Child Support	2,235
	3. Custody	645		
	4. Foster Care Review	482		
	Other			
	1. Other	1,429		



2013 TENNESSEE JUVENILE COURT STATISTICAL DATA

Cases for Children Under Age 18 Transferred to Adult Court

Court	White Male	African American Male	Other Race Male	White Female	African American Female	Other Race Female	Unknown Race or Sex	Total	% of Total
Shelby	2	69	1	0	0	0	0	72	44.4%
Hamilton	1	29	0	0	0	0	0	30	18.5%
Madison	1	15	0	0	0	0	0	16	9.9%
Maury	0	5	0	0	0	0	0	5	3.1%
Davidson	0	4	0	0	0	0	0	4	2.5%
Jefferson	3	0	0	0	0	0	1	4	2.5%
Knox	0	4	0	0	0	0	0	4	2.5%
Montgomery	0	1	0	0	0	0	3	4	2.5%
Sumner	1	0	1	2	0	0	0	4	2.5%
DeKalb	2	0	0	0	0	0	0	2	1.2%
Lake	0	0	2	0	0	0	0	2	1.2%
Obion	1	1	0	0	0	0	0	2	1.2%
Robertson	2	0	0	0	0	0	0	2	1.2%
Anderson	1	0	0	0	0	0	0	1	0.6%
Carter	0	0	0	0	0	0	1	1	0.6%
Cheatham	1	0	0	0	0	0	0	1	0.6%
Decatur	1	0	0	0	0	0	0	1	0.6%
Dyer	0	1	0	0	0	0	0	1	0.6%
Franklin	1	0	0	0	0	0	0	1	0.6%
Gibson	0	1	0	0	0	0	0	1	0.6%
Henderson	1	0	0	0	0	0	0	1	0.6%
McMinn	1	0	0	0	0	0	0	1	0.6%
Williamson	1	0	0	0	0	0	0	1	0.6%
Wilson	1	0	0	0	0	0	0	1	0.6%
Totals	21	130	4	2	0	0	5	162	

* Based on age at time of case disposition

