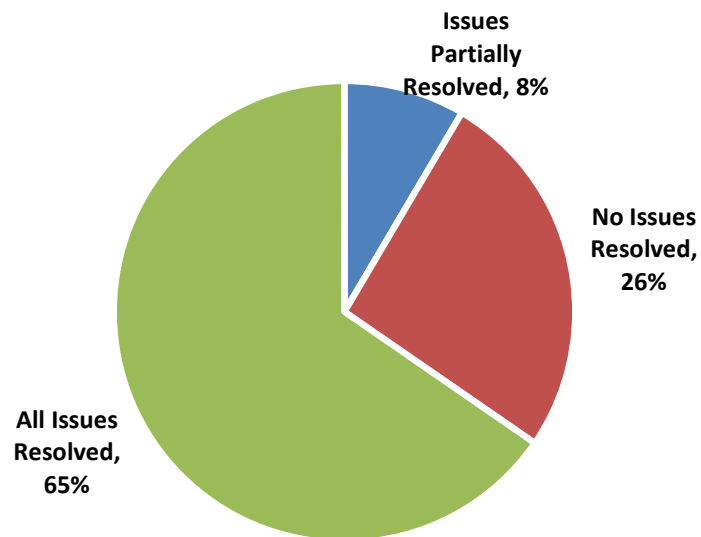




## Issues Resolved April 1, 2017 - June 30, 2017

Issues Resolved	%	No. of Mediations
Issues Partially Resolved	8%	141
No Issues Resolved	26%	434
All Issues Resolved	65%	1,087
<b>Total</b>		<b>1,662</b>

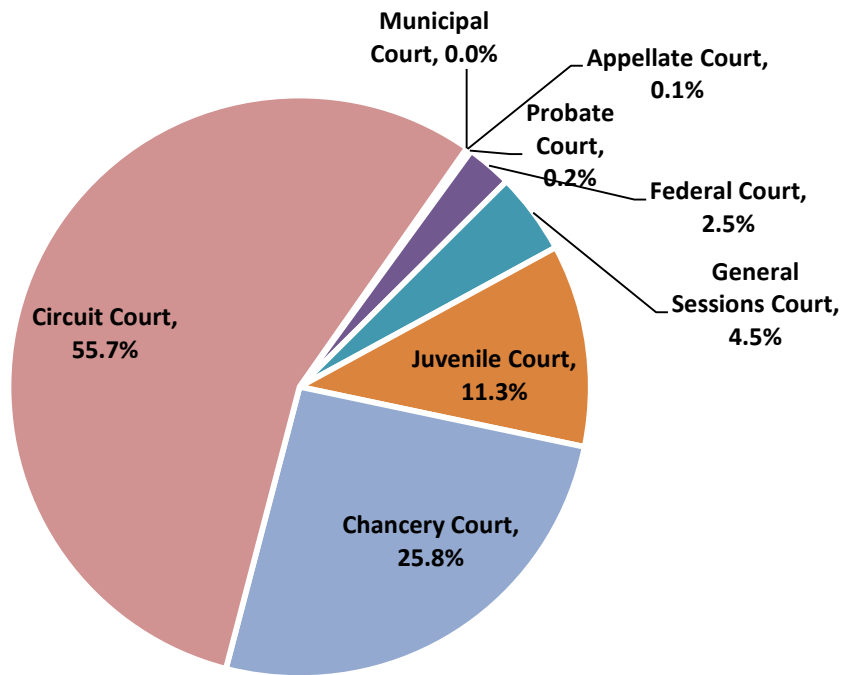




# Court Type

April 1, 2017 - June 30, 2017

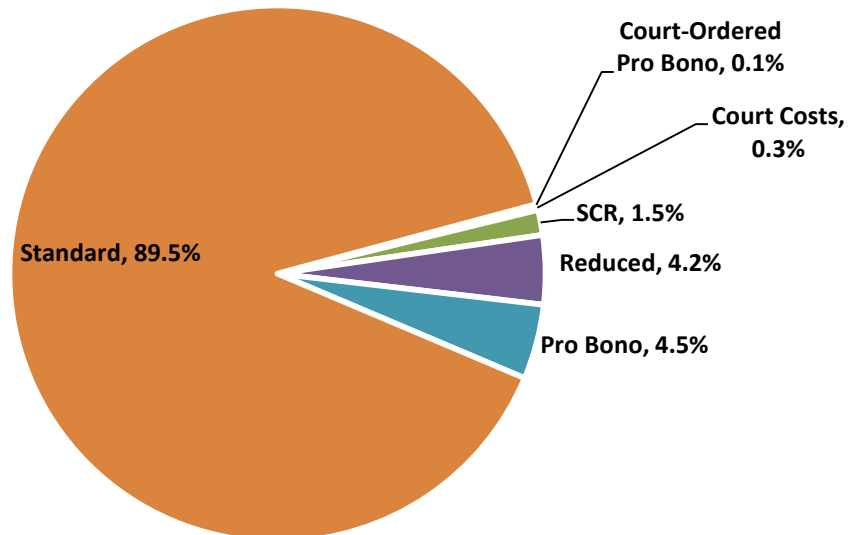
Court Type	%	No. of Mediations
Municipal Court	0.0%	0
Appellate Court	0.1%	2
Probate Court	0.2%	3
Federal Court	2.5%	42
General Sessions Court	4.5%	75
Juvenile Court	11.3%	187
Chancery Court	25.8%	428
Circuit Court	55.7%	925
<b>Total</b>		<b>1,662</b>





### Fee Type April 1, 2017 - June 30, 2017

Fee Type	%	No. of Mediations
Court-Ordered Pro Bono	0.1%	1
Court Costs	0.3%	5
SCR	1.5%	25
Reduced	4.2%	69
Pro Bono	4.5%	75
Standard	89.5%	1,487
<b>Total</b>		<b>1,662</b>





## Dispute Type April 1, 2017 - June 30, 2017

Dispute Type	%	No. of Mediations
Adoption/Surrender	0.0%	0
Appeal from Administrative Hearing	0.0%	0
Conservatorship/Guardianship	0.0%	0
Contract/Debt/Specific Performance	2.5%	41
Damages/Torts Other Than Personal Injury	0.8%	13
Domestic Relations - Child Custody/Visitation Only	15.5%	257
Domestic Relations - Child Support Only	0.2%	4
Domestic Relations - Divorce with Children	22.2%	369
Domestic Relations - Divorce without Children	9.3%	155
Domestic Relations - Post Divorce Issue	7.9%	132
Juvenile Appeal	0.0%	0
Landlord/Tenant	1.6%	26
Legitimation/Paternity	0.7%	11
Medical Malpractice	1.9%	32
Other	7.5%	124
Personal Injury	27.5%	457
Probate/Trust	0.4%	6
Product Liability	0.1%	2
Real Property	1.0%	16
Workers Compensation	0.2%	3
Wrongful Death	0.8%	14
<b>Total</b>		<b>1,662</b>



County	%	No. of Mediations	County	%	No. of Mediations	County	%	No. of Mediations
Anderson	0.5%	9	Hamilton	9.3%	152	Morgan	0.1%	1
Bedford	0.6%	10	Hancock	0.0%	0	Obion	0.2%	3
Benton	0.3%	5	Hardeman	0.1%	2	Overton	0.4%	7
Bledsoe	0.1%	1	Hardin	0.7%	11	Perry	0.1%	2
Blount	2.3%	37	Hawkins	0.6%	10	Pickett	0.0%	0
Bradley	0.3%	5	Haywood	0.1%	1	Polk	0.0%	0
Campbell	0.2%	4	Henderson	0.4%	6	Pre-Suit	3.4%	56
Cannon	0.1%	1	Henry	0.7%	12	Putnam	2.5%	41
Carroll	0.5%	8	Hickman	0.2%	4	Rhea	0.5%	8
Carter	1.3%	22	Houston	0.2%	3	Roane	0.7%	12
Cheatham	0.6%	10	Humphreys	0.2%	4	Robertson	1.0%	17
Chester	0.2%	4	Jackson	0.1%	2	Rutherford	2.6%	43
Claiborne	0.2%	3	Jefferson	0.9%	15	Scott	0.1%	1
Clay	0.1%	1	Johnson	0.2%	4	Sequatchie	0.1%	1
Cocke	0.5%	9	Knox	8.0%	131	Sevier	1.2%	19
Coffee	0.4%	6	Lake	0.0%	0	Shelby	10.3%	169
Crockett	0.1%	1	Lauderdale	0.1%	2	Smith	0.1%	2
Cumberland	0.6%	10	Lawrence	0.4%	7	Stewart	0.3%	5
Davidson	16.6%	271	Lewis	0.1%	2	Sullivan	2.4%	39
DeKalb	0.4%	6	Lincoln	0.4%	6	Sumner	2.2%	36
Decatur	0.1%	1	Loudon	0.4%	6	Tipton	0.4%	7
Dickson	1.1%	18	Macon	0.0%	0	Trousdale	0.0%	0
Dyer	0.4%	6	Madison	1.5%	25	Unicoi	0.3%	5
Fayette	0.1%	2	Marion	0.1%	2	Union	0.1%	1
Fentress	0.2%	3	Marshall	0.4%	6	Van Buren	0.0%	0
Franklin	0.4%	7	Maury	1.1%	18	Warren	0.6%	10
Gibson	0.5%	9	McMinn	0.2%	4	Washington	3.3%	54
Giles	0.5%	9	McNairy	0.4%	7	Wayne	0.1%	2
Grainger	0.1%	2	Meigs	0.1%	1	Weakley	0.1%	2
Greene	1.5%	24	Monroe	0.2%	3	White	0.5%	9
Grundy	0.1%	1	Montgomery	2.6%	43	Williamson	4.7%	77
Hamblen	0.9%	14	Moore	0.0%	0	Wilson	1.5%	25

**Total No. of Mediations: 1662**