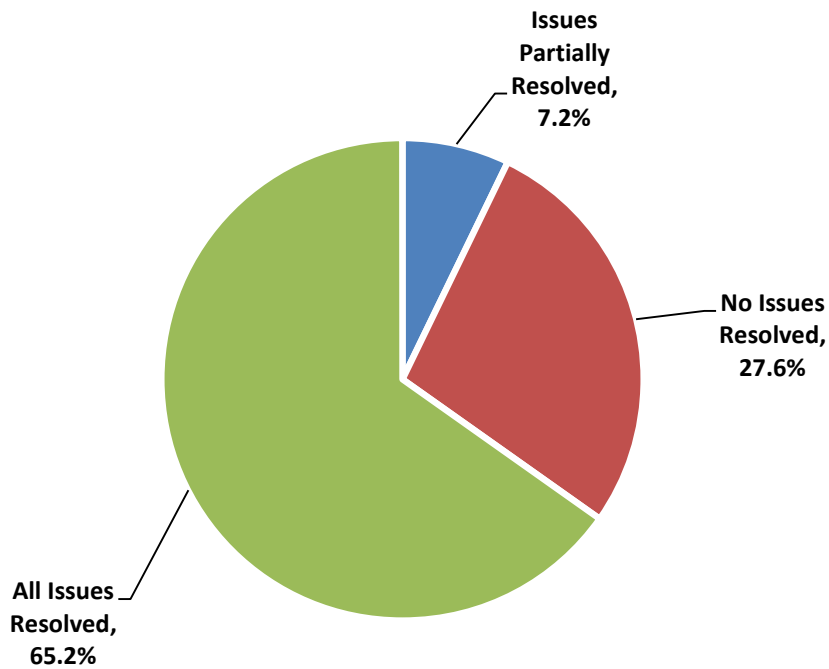




# Issues Resolved

Jan. 1, 2019 - Mar. 31, 2019

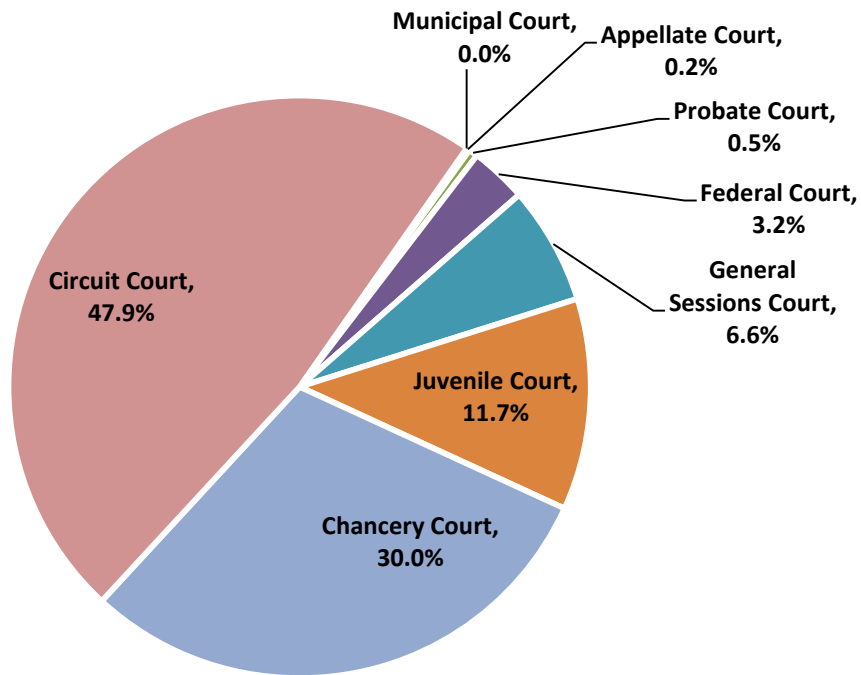
| Issues Resolved           | %     | No. of Mediations |
|---------------------------|-------|-------------------|
| Issues Partially Resolved | 7.2%  | 114               |
| No Issues Resolved        | 27.6% | 438               |
| All Issues Resolved       | 65.2% | 1034              |
| <b>Total</b>              |       | <b>1,586</b>      |





### Court Type Jan 1, 2019 - Mar 31, 2019

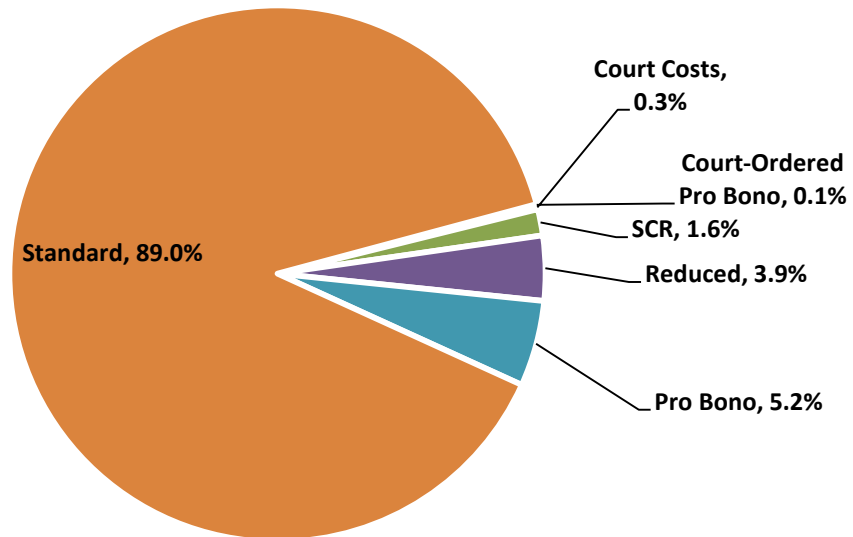
| Court Type             | %     | No. of Mediations |
|------------------------|-------|-------------------|
| Municipal Court        | 0.0%  | 0                 |
| Appellate Court        | 0.2%  | 3                 |
| Probate Court          | 0.5%  | 8                 |
| Federal Court          | 3.2%  | 50                |
| General Sessions Court | 6.6%  | 104               |
| Juvenile Court         | 11.7% | 186               |
| Chancery Court         | 30.0% | 476               |
| Circuit Court          | 47.9% | 759               |
| <b>Total</b>           |       | <b>1,586</b>      |





### Fee Type Jan 1, 2019 - Mar 31, 2019

| Fee Type               | %     | No. of Mediations |
|------------------------|-------|-------------------|
| Court-Ordered Pro Bono | 0.1%  | 1                 |
| Court Costs            | 0.3%  | 4                 |
| SCR                    | 1.6%  | 25                |
| Reduced                | 3.9%  | 62                |
| Pro Bono               | 5.2%  | 82                |
| Standard               | 89.0% | 1,412             |
| <b>Total</b>           |       | <b>1,586</b>      |





**Dispute Type**  
**Jan 1, 2019 - Mar 31, 2019**

| Dispute Type                                       | %     | No. of Mediations |
|--|-------|-------------------|
| Adoption/Surrender                                 | 0.0%  | 0                 |
| Appeal from Administrative Hearing                 | 0.0%  | 0                 |
| Juvenile Appeal                                    | 0.0%  | 0                 |
| Conservatorship/Guardianship                       | 0.1%  | 1                 |
| Wrongful Death                                     | 0.2%  | 3                 |
| Domestic Relations - Child Support Only            | 0.3%  | 4                 |
| Product Liability                                  | 0.3%  | 4                 |
| Workers Compensation                               | 0.3%  | 4                 |
| Real Property                                      | 0.5%  | 8                 |
| Probate/Trust                                      | 0.6%  | 9                 |
| Legitimation/Paternity                             | 1.0%  | 16                |
| Damages/Torts Other Than Personal Injury           | 1.3%  | 21                |
| Medical Malpractice                                | 2.0%  | 31                |
| Landlord/Tenant                                    | 2.4%  | 38                |
| Contract/Debt/Specific Performance                 | 3.8%  | 61                |
| Domestic Relations - Post Divorce Issue            | 7.1%  | 112               |
| Other  | 7.3%  | 116               |
| Domestic Relations - Divorce without Children      | 9.3%  | 147               |
| Domestic Relations - Child Custody/Visitation Only | 17.0% | 269               |
| Domestic Relations - Divorce with Children         | 22.1% | 351               |
| Personal Injury                                    | 24.7% | 391               |
| <b>Total</b>                                       |       | <b>1,586</b>      |



| County     | %     | No. of Mediations | County     | %     | No. of Mediations | County     | %    | No. of Mediations |
|------------|-------|-------------------|------------|-------|-------------------|------------|------|-------------------|
| Anderson   | 1.6%  | 25                | Hamilton   | 5.9%  | 93                | Morgan     | 0.3% | 4                 |
| Bedford    | 0.5%  | 8                 | Hancock    | 0.1%  | 1                 | Obion      | 0.3% | 5                 |
| Benton     | 0.2%  | 3                 | Hardeman   | 0.4%  | 7                 | Overton    | 0.1% | 2                 |
| Bledsoe    | 0.0%  | 0                 | Hardin     | 0.2%  | 3                 | Perry      | 0.1% | 1                 |
| Blount     | 2.4%  | 37                | Hawkins    | 0.8%  | 13                | Pickett    | 0.0% | 0                 |
| Bradley    | 0.8%  | 13                | Haywood    | 0.1%  | 2                 | Polk       | 0.1% | 1                 |
| Campbell   | 0.8%  | 13                | Henderson  | 0.2%  | 3                 | Pre-Suit   | 3.4% | 54                |
| Cannon     | 0.3%  | 5                 | Henry      | 0.7%  | 11                | Putnam     | 0.5% | 8                 |
| Carroll    | 0.5%  | 8                 | Hickman    | 0.1%  | 2                 | Rhea       | 0.6% | 9                 |
| Carter     | 0.8%  | 13                | Houston    | 0.1%  | 2                 | Roane      | 1.5% | 23                |
| Cheatham   | 0.4%  | 6                 | Humphreys  | 0.1%  | 2                 | Robertson  | 0.8% | 13                |
| Chester    | 0.1%  | 2                 | Jackson    | 0.2%  | 3                 | Rutherford | 6.7% | 106               |
| Claiborne  | 0.0%  | 0                 | Jefferson  | 1.0%  | 15                | Scott      | 0.3% | 5                 |
| Clay       | 0.1%  | 1                 | Johnson    | 0.1%  | 2                 | Sequatchie | 0.3% | 4                 |
| Cocke      | 0.7%  | 11                | Knox       | 12.0% | 189               | Sevier     | 0.9% | 14                |
| Coffee     | 0.1%  | 2                 | Lake       | 0.1%  | 2                 | Shelby     | 8.8% | 138               |
| Crockett   | 0.1%  | 1                 | Lauderdale | 0.1%  | 1                 | Smith      | 0.1% | 1                 |
| Cumberland | 0.2%  | 3                 | Lawrence   | 0.3%  | 4                 | Stewart    | 0.1% | 1                 |
| Davidson   | 13.3% | 209               | Lewis      | 0.1%  | 2                 | Sullivan   | 2.7% | 43                |
| DeKalb     | 0.5%  | 8                 | Lincoln    | 0.4%  | 6                 | Sumner     | 1.8% | 29                |
| Decatur    | 0.1%  | 2                 | Loudon     | 1.1%  | 18                | Tipton     | 0.4% | 7                 |
| Dickson    | 0.3%  | 5                 | Macon      | 0.1%  | 1                 | Trousdale  | 0.1% | 1                 |
| Dyer       | 1.3%  | 20                | Madison    | 2.0%  | 31                | Unicoi     | 0.1% | 2                 |
| Fayette    | 0.8%  | 12                | Marion     | 0.3%  | 5                 | Union      | 0.1% | 2                 |
| Fentress   | 0.1%  | 1                 | Marshall   | 0.4%  | 7                 | Van Buren  | 0.0% | 0                 |
| Franklin   | 0.1%  | 2                 | Maury      | 1.3%  | 21                | Warren     | 0.3% | 5                 |
| Gibson     | 0.8%  | 13                | McMinn     | 0.4%  | 6                 | Washington | 3.2% | 51                |
| Giles      | 0.3%  | 4                 | McNairy    | 0.4%  | 7                 | Wayne      | 0.1% | 1                 |
| Grainger   | 0.1%  | 1                 | Meigs      | 0.1%  | 1                 | Weakley    | 0.3% | 4                 |
| Greene     | 1.5%  | 24                | Monroe     | 0.5%  | 8                 | White      | 0.3% | 4                 |
| Grundy     | 0.1%  | 1                 | Montgomery | 2.2%  | 35                | Williamson | 4.2% | 66                |
| Hamblen    | 0.6%  | 10                | Moore      | 0.2%  | 3                 | Wilson     | 0.8% | 13                |

**Total No. of Mediations: 1,586**