

2008

State of Tennessee

Annual Juvenile Court Statistical Report

DeKalb County Breakdown

TABLE OF CONTENTS

Report Numbers Listed Below are shown at the Bottom of each Report, followed by the Report Page Number

	Report Number
Juvenile Court Referral Process	
Chart – The Juvenile Court Referral Process	1
Chart – Delinquent, Dependent/Neglect/Abuse, and Status/Unruly Referrals	2
Chart – Referrals by Type of Offense	3
Chart – Referrals for Status/Unruly Offenses	4
Children and Referral Counts by Race and Sex	
Table – Children with Delinquent Referrals by Race and Sex	5
Table – Children with Status/Unruly Referrals by Race and Sex	5
Table – Children with Dependency/Neglect/Abuse Allegations by Race and Sex	5
Table – Referrals Delinquent Referrals by Race and Sex	6
Table – Referrals Status/Unruly Referrals by Race and Sex	6
Table – Referrals Dependency/Neglect/Abuse Allegations by Race and Sex	6
Table/Chart – Referrals by Age Group, Race and Sex	7
Table/Chart – Children Referred by Age, Race and Sex	8
Table/Chart – Children Referred by Race and Sex	9
Table/Chart – Children of Hispanic Origin by Race and Sex	10
Table – Referrals by Type of Offense, Age Group, Race and Sex	11
Living Arrangement of the Child at Time of Referral	
Table/Chart – Living Arrangement at Time of Referral by Race and Sex	12
School Status of Individual Children at Time of Referral to Juvenile Court	
Table – Last Grade Completed by Children by Race and Sex	13
Table – Children Enrolled in School	13
Table – Children Enrolled in Special Education	13
Referral Information by Race, Sex and Class of Referral/Offense	
Table/Chart – Class of Referrals by Race and Sex	14
Table - Referrals by Class and Type of Offense by Race and Sex	15
Referral Reasons by Type, Race and Sex	
Table – Referral Reasons by Type of Offense, Race and Sex	16
Table – Top 4 Referral Reasons by Sex and Race	17
Table – Top 4 Referral Reasons by Sex, Race and Type of Offense	18
Source of Referrals to the Juvenile Court	
Table – Source of Referrals by Race and Sex	19
Table – Six Most Frequent Referral Reasons by Source, Race and Sex	20
Table – Source of Referrals by Type of Offense, Race and Sex	21
Children Referred with Weapons Charges	
Table/Chart – Children Referred for Unlawful Carrying/Possession of a Weapon by Age, Race and Sex	22
Table/Chart – Children Referred for Carrying Weapons on School Property	23
Intake Actions at Referral	
Table/Chart – Intake Actions at Referral by Race and Sex	24
Table/Chart – Intake Actions of Referrals by Class of Offense, Race and Sex	25

TABLE OF CONTENTS


Report Numbers Listed Below are shown at the Bottom of each Report, followed by the Report Page Number

	Report Number
Detention Statistics at Referral	
Table – Detention Statistics at Referral by Individual Child by Race and Sex	26
Table – Detention Statistics at Referral by Individual Case	26
Table – Placement After Secure Detention Hearing by Individual Child by Race and Sex	27
Table – Placement After Secure Detention Hearing by Individual Case	27
Dispositional Procedures	
Table – Procedures used to Dispose or Adjust All Referrals	28
Table – Referrals Disposed by Formal Adjudicatory Proceedings	28
Table – Referrals Disposed by Other Actions	28
Formal and Informal Actions	
Table/Chart – Formal and Informal Actions by Race and Sex	29
Table – Formal and Informal Actions by Type of Offense, Race and Sex	30
Table – Formal and Informal Actions by Class of Referral, Race and Sex	31
Children Transferred to Adult Court	
Table/Chart – Children Transferred to Adult Court by Age, Race and Sex	32
Outcomes by Type of Disposition	
Table – Outcomes by Type of Disposition, Race and Sex	33
Juvenile Court Referrals Disposed County-Wide Based on Number of Referrals	
Table/Chart – Breakdown of Referrals by Court Personnel Executing the Action	34

**TENNESSEE COUNCIL OF JUVENILE AND FAMILY COURT JUDGES
2008 DEKALB COUNTY JUVENILE COURT STATISTICAL DATA**

The Juvenile Court Referral Process for CY 2008

Delinquent 163	Status 110	Dependency and Neglect 0	Other Violations 0	Special Proceedings 0	Parentage 0	Other 0
--------------------------	----------------------	------------------------------------	------------------------------	---------------------------------	-----------------------	-------------------



Parents, Victims, School, Relatives, State Dept, etc.
139

Law Enforcement
134

Pretrial Diversion, Informal Adjustment
35

Court Actions
273

Transfer to Adult Court Hearing
0

Charges Cleared By Transfer to Adult Court
0

Special Proceeding
0

Review Concluded
0

Case Held Open
38

Other
2

Formal Adjudications
198

Juvenile Court System Outcomes / Dispositions
268

Formal
36

General
232

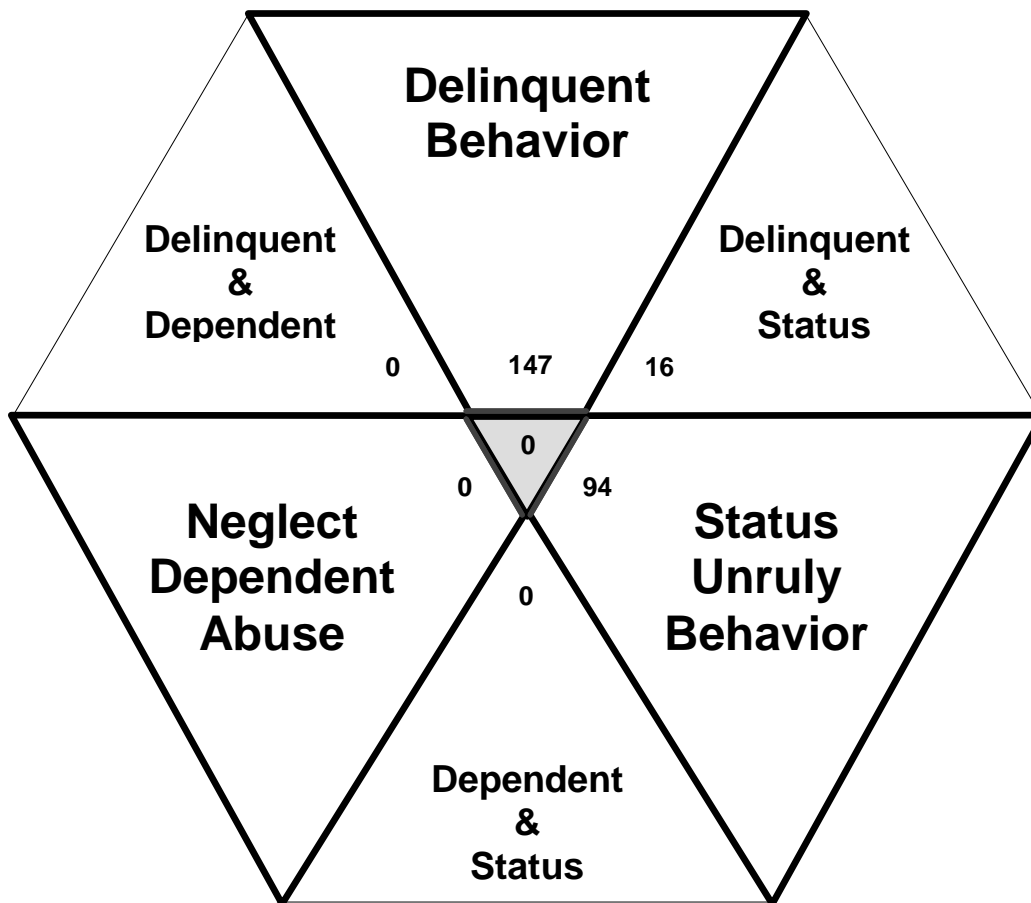
Special Proceedings
0

Other
0

**TENNESSEE COUNCIL OF JUVENILE AND FAMILY COURT JUDGES
2008 DEKALB COUNTY JUVENILE COURT STATISTICAL DATA**

Delinquent, Dependent/Neglect/Abuse, and Status/Unruly Referrals for CY 2008

Total = 257



The remaining referrals are for:
Custody, Visitation, Paternity/Legitimation, Child Support,
Special Procedures and Other Referrals

Each child may be counted
in more than one category

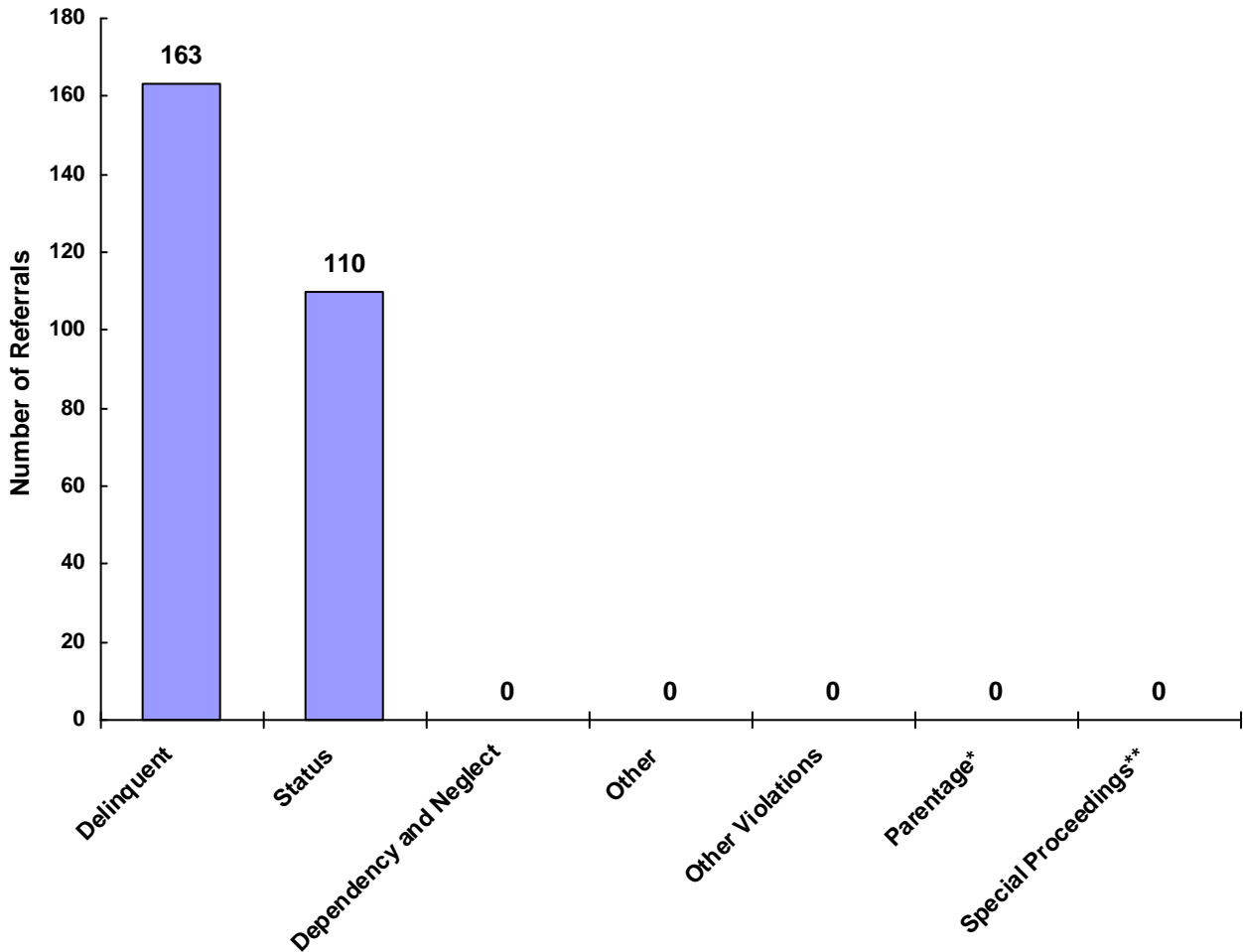
Total number of individual children for ALL referrals
disposed by juvenile courts during CY 2008 equals 202

Children can have referrals in multiple categories. The drawing above shows that in the year 2008 there were 147 referrals to DeKalb County Juvenile Court for children with only delinquent offenses, 94 for those with only status/unruly behavior, and 0 for children with neglect, dependent or abuse referrals during the calendar year. There were 16 referrals for children that had a delinquent AND a status/unruly referral. There were 0 referrals for children with both delinquent behavior AND a neglect, dependent or abuse allegation. There were 0 referrals for children that had both a status/unruly referral AND a neglect, dependent or abuse allegation. Also, there were 0 referrals for children that had a delinquent referral, a status/unruly referral AND a neglect, dependent or abuse allegation.

TENNESSEE COUNCIL OF JUVENILE AND FAMILY COURT JUDGES
2008 DEKALB COUNTY JUVENILE COURT STATISTICAL DATA

Referrals by Type of Offense in CY 2008

Total Referrals = 273



* Parentage includes: Custody, Visitation, Paternity/Legitimation and Child Support

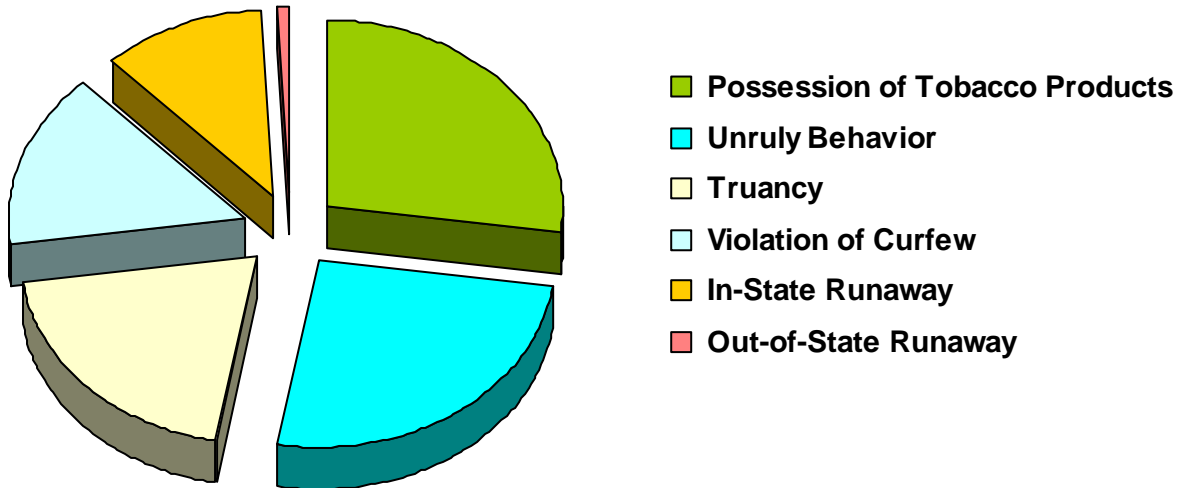
**Special Proceedings include: Judicial Review, Administrative Review, Foster Care Review, Request for Medical Treatment and Consent to Marry

Information from the Juvenile Court represents a total of 202 children and 239 cases that were reported to the TCJFCJ.

A Status offense is an offense committed by a child that if committed by an adult, would not be considered an offense or unlawful act. An example of this is smoking when not legally an adult.

**TENNESSEE COUNCIL OF JUVENILE AND FAMILY COURT JUDGES
2008 DEKALB COUNTY JUVENILE COURT STATISTICAL DATA**

**Referrals for Status/Unruly Offenses in CY 2008
Total Status/Unruly Referrals = 110**



Referral Reason	Count	Percent
Possession of Tobacco Products	30	27.27%
Unruly Behavior	28	25.45%
Truancy	22	20.00%
Violation of Curfew	17	15.45%
In-State Runaway	12	10.91%
Out-of-State Runaway	1	0.91%
Violation of a Valid Court Order	0	0.00%
Total	110	

**TENNESSEE COUNCIL OF JUVENILE AND FAMILY COURT JUDGES
2008 DEKALB COUNTY JUVENILE COURT STATISTICAL DATA**

Children* with Delinquent Referrals by Race and Sex for CY 2008

	White	African American	Native American	Asian	Mixed Race	Unknown Race	Total
Male	74	4	0	0	0	3	81
Female	35	1	0	0	0	0	36
Unknown Sex	0	0	0	0	0	0	
Totals	109	5	0	0	0	3	117

Children* with Status/Unruly Referrals by Race and Sex for CY 2008

	White	African American	Native American	Asian	Mixed Race	Unknown Race	Total
Male	65	1	0	0	0	6	72
Female	26	2	0	0	0	1	29
Unknown Sex	0	0	0	0	0	0	
Totals	91	3	0	0	0	7	101

Children* with Dependency/Neglect/Abuse Allegations by Race and Sex for CY 2008

	White	African American	Native American	Asian	Mixed Race	Unknown Race	Total
Male	0	0	0	0	0	0	
Female	0	0	0	0	0	0	
Unknown Sex	0	0	0	0	0	0	
Totals	0	0	0	0	0	0	

* A child may be counted in more than one category

**TENNESSEE COUNCIL OF JUVENILE AND FAMILY COURT JUDGES
2008 DEKALB COUNTY JUVENILE COURT STATISTICAL DATA**

Delinquent Referrals by Race and Sex for CY 2008

	White	African American	Native American	Asian	Mixed Race	Unknown Race	Total
Male	110	4	0	0	0	3	117
Female	45	1	0	0	0	0	46
Unknown Sex	0	0	0	0	0	0	0
Totals	155	5	0	0	0	3	163

Status/Unruly Referrals by Race and Sex for CY 2008

	White	African American	Native American	Asian	Mixed Race	Unknown Race	Total
Male	71	1	0	0	0	6	78
Female	29	2	0	0	0	1	32
Unknown Sex	0	0	0	0	0	0	0
Totals	100	3	0	0	0	7	110

Dependency/Neglect/Abuse Allegations by Race and Sex for CY 2008

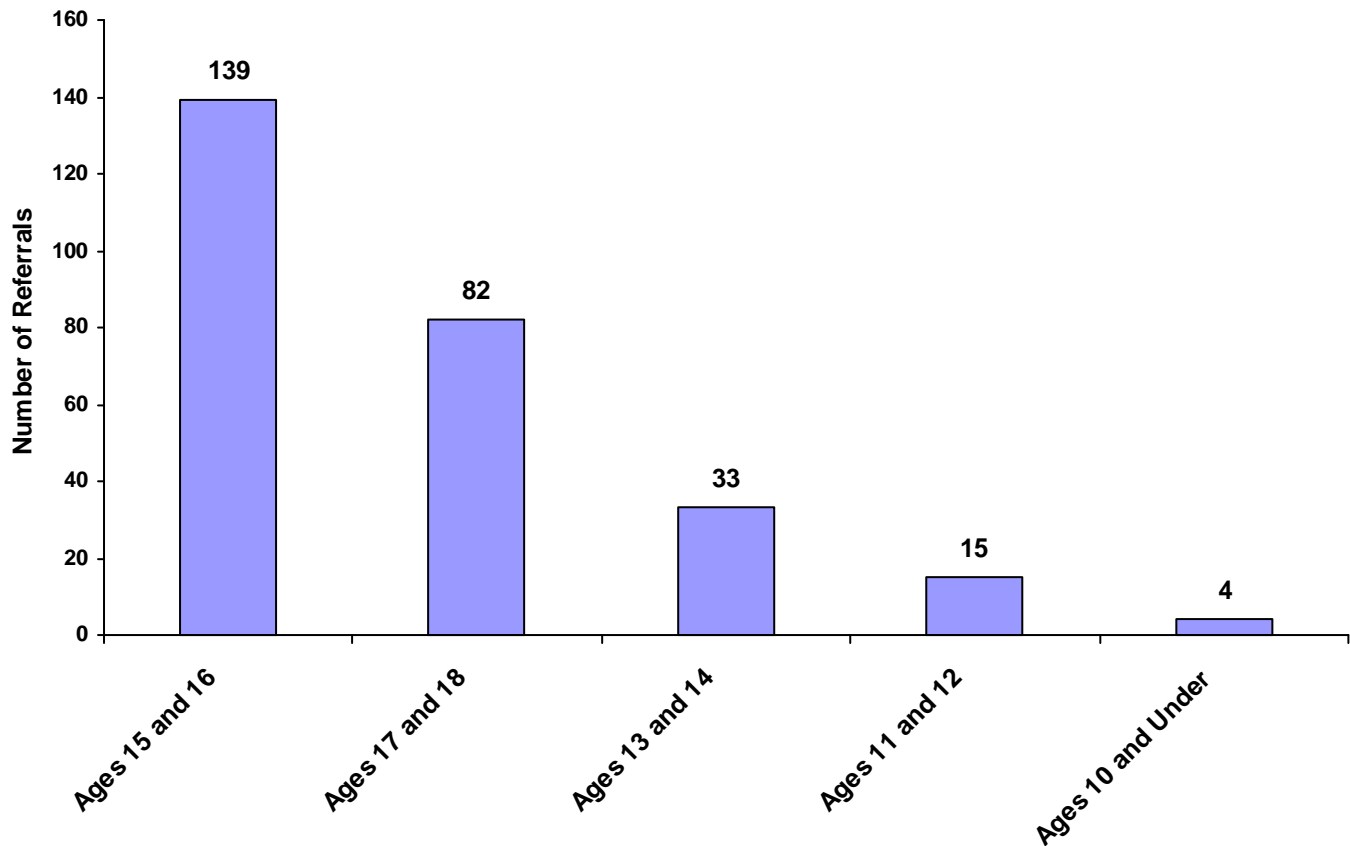
	White	African American	Native American	Asian	Mixed Race	Unknown Race	Total
Male	0	0	0	0	0	0	0
Female	0	0	0	0	0	0	0
Unknown Sex	0	0	0	0	0	0	0
Totals	0	0	0	0	0	0	0

**TENNESSEE COUNCIL OF JUVENILE AND FAMILY COURT JUDGES
2008 DEKALB COUNTY JUVENILE COURT STATISTICAL DATA**

Referrals by Age Group, Race and Sex for CY 2008

	White Male	African American Male	Other Race Male	White Female	African American Female	Other Race Female	Unknown Race or Sex	Total	% of Total Referrals
Birth through Age 10	4	0	0	0	0	0	0	4	1.47%
Ages 11 and 12	9	0	0	5	0	0	1	15	5.49%
Ages 13 and 14	22	2	0	7	0	0	2	33	12.09%
Ages 15 and 16	96	2	0	35	2	0	4	139	50.92%
Ages 17 and 18	50	1	0	27	1	0	3	82	30.04%
Unknown Age	0	0	0	0	0	0	0	0	0.00%
All Age Group Totals	181	5	0	74	3	0	10	273	

Total Referrals by Age Group

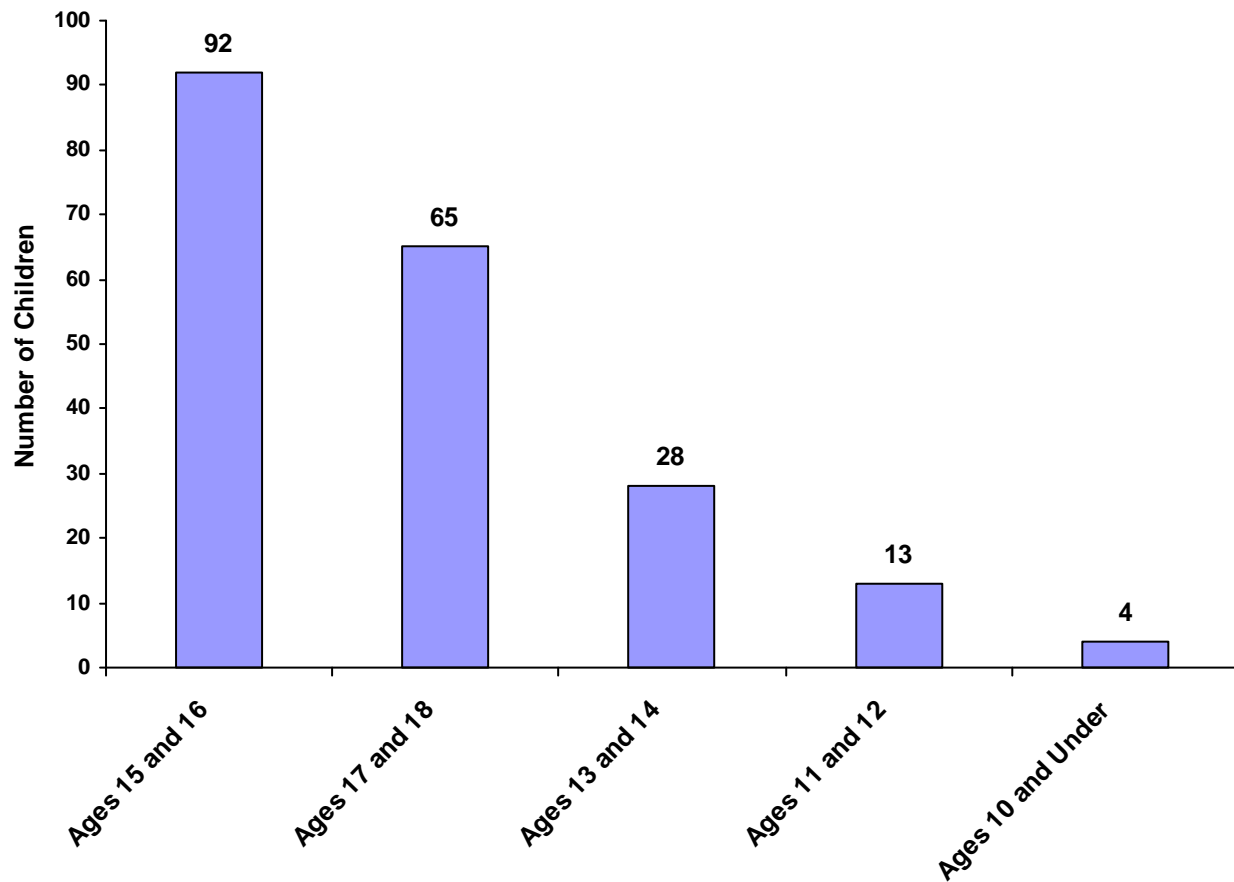


**TENNESSEE COUNCIL OF JUVENILE AND FAMILY COURT JUDGES
2008 DEKALB COUNTY JUVENILE COURT STATISTICAL DATA**

Children Referred by Age Group, Race and Sex for CY 2008

	White Male	African American Male	Other Race Male	White Female	African American Female	Other Race Female	Unknown Race or Sex	Total	% of All Children Referred
Ages 10 and Under	4	0	0	0	0	0	0	4	1.98%
Ages 11 through 12	8	0	0	4	0	0	1	13	6.44%
Ages 13 through 14	18	1	0	7	0	0	2	28	13.86%
Ages 15 through 16	60	2	0	24	2	0	4	92	45.54%
Ages 17 through 18	40	1	0	20	1	0	3	65	32.18%
Ages 19 and Over	0	0	0	0	0	0	0	0	0.00%
Total	130	4	0	55	3	0	10	202	

Total Children by Age Group

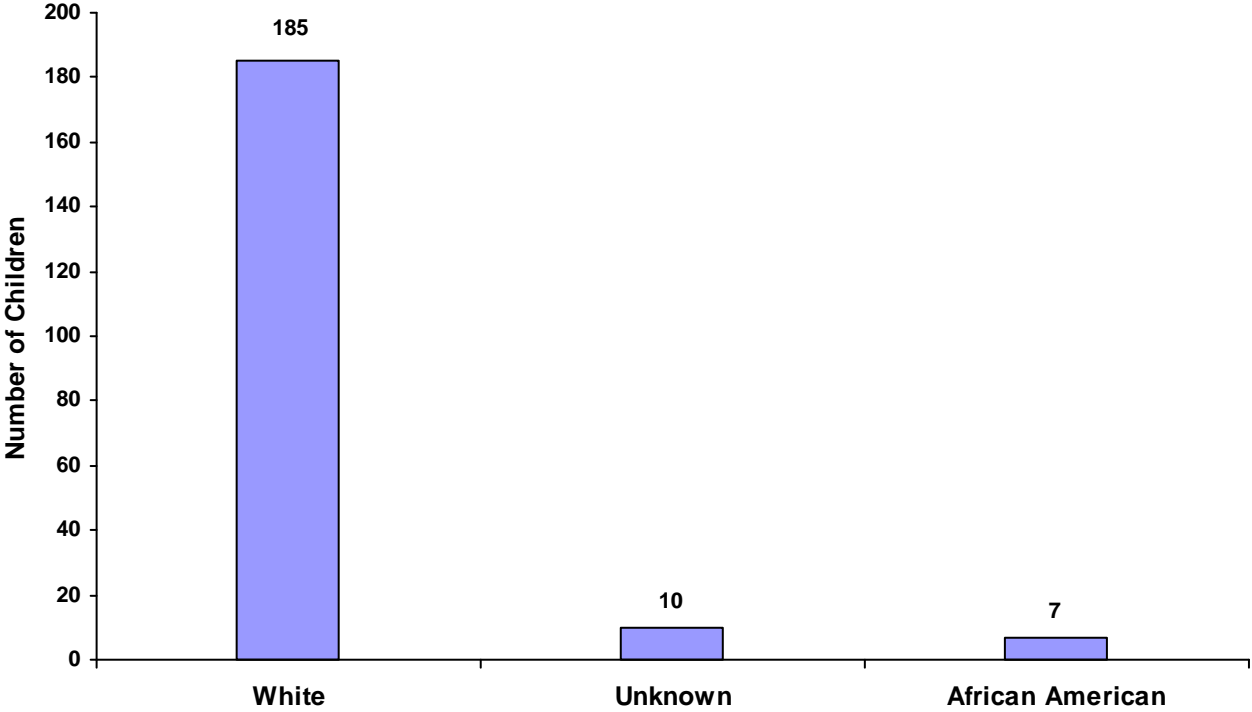


**TENNESSEE COUNCIL OF JUVENILE AND FAMILY COURT JUDGES
2008 DEKALB COUNTY JUVENILE COURT STATISTICAL DATA**

Children Referred by Race and Sex for CY 2008

Race	Male	Female	Unknown	Total
White	130	55	0	185
African American	4	3	0	7
Native American	0	0	0	0
Asian	0	0	0	0
Mixed	0	0	0	0
Unknown	9	1	0	10
Total	143	59	0	202

Total Children by Race

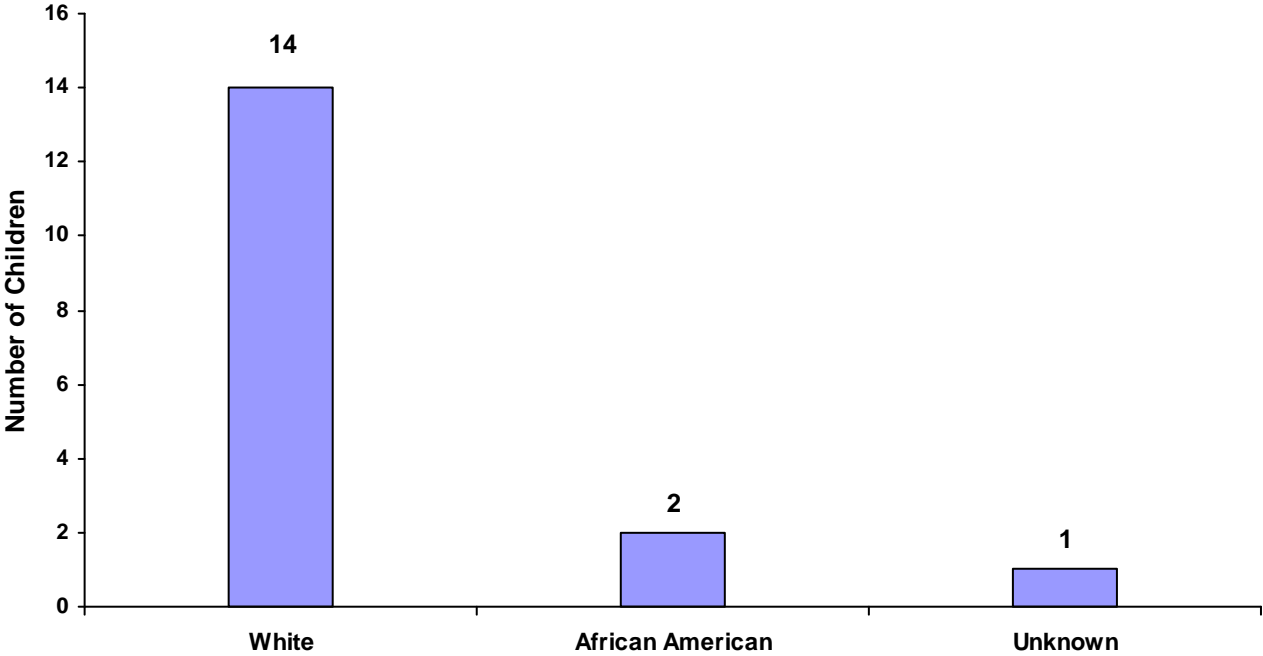


**TENNESSEE COUNCIL OF JUVENILE AND FAMILY COURT JUDGES
2008 DEKALB COUNTY JUVENILE COURT STATISTICAL DATA**

Children of Hispanic Origin by Race and Sex for CY 2008

Race	Male	Female	Unknown	Total
White	9	5	0	14
African American	1	1	0	2
Native American	0	0	0	0
Asian	0	0	0	0
Mixed	0	0	0	0
Unknown	1	0	0	1
Total	11	6	0	17

Total Children of Hispanic Origin by Race



**TENNESSEE COUNCIL OF JUVENILE AND FAMILY COURT JUDGES
2008 DEKALB COUNTY JUVENILE COURT STATISTICAL DATA**

Referrals by Type of Offense, Age Group, Race and Sex for CY 2008

	White Male	African American Male	Other Race Male	White Female	African American Female	Other Race Female	Unknown Race or Sex	Total
Delinquent								
Ages 10 and Under	3	0	0	0	0	0	0	3
Ages 11 through 12	1	0	0	2	0	0	0	3
Ages 13 through 14	11	1	0	1	0	0	0	13
Ages 15 through 16	59	2	0	25	1	0	2	89
Ages 17 through 18	36	1	0	17	0	0	1	55
Ages 19 and Over	0	0	0	0	0	0	0	0
Total	110	4	0	45	1	0	3	163
Status								
Ages 10 and Under	1	0	0	0	0	0	0	1
Ages 11 through 12	8	0	0	3	0	0	1	12
Ages 13 through 14	11	1	0	6	0	0	2	20
Ages 15 through 16	37	0	0	10	1	0	2	50
Ages 17 through 18	14	0	0	10	1	0	2	27
Ages 19 and Over	0	0	0	0	0	0	0	0
Total	71	1	0	29	2	0	7	110
Dependency and Neglect								
Ages 10 and Under	0	0	0	0	0	0	0	0
Ages 11 through 12	0	0	0	0	0	0	0	0
Ages 13 through 14	0	0	0	0	0	0	0	0
Ages 15 through 16	0	0	0	0	0	0	0	0
Ages 17 through 18	0	0	0	0	0	0	0	0
Ages 19 and Over	0	0	0	0	0	0	0	0
Total	0	0	0	0	0	0	0	0
Other Violations								
Ages 10 and Under	0	0	0	0	0	0	0	0
Ages 11 through 12	0	0	0	0	0	0	0	0
Ages 13 through 14	0	0	0	0	0	0	0	0
Ages 15 through 16	0	0	0	0	0	0	0	0
Ages 17 through 18	0	0	0	0	0	0	0	0
Ages 19 and Over	0	0	0	0	0	0	0	0
Total	0	0	0	0	0	0	0	0

**TENNESSEE COUNCIL OF JUVENILE AND FAMILY COURT JUDGES
2008 DEKALB COUNTY JUVENILE COURT STATISTICAL DATA**

Referrals by Type of Offense, Age Group, Race and Sex for CY 2008

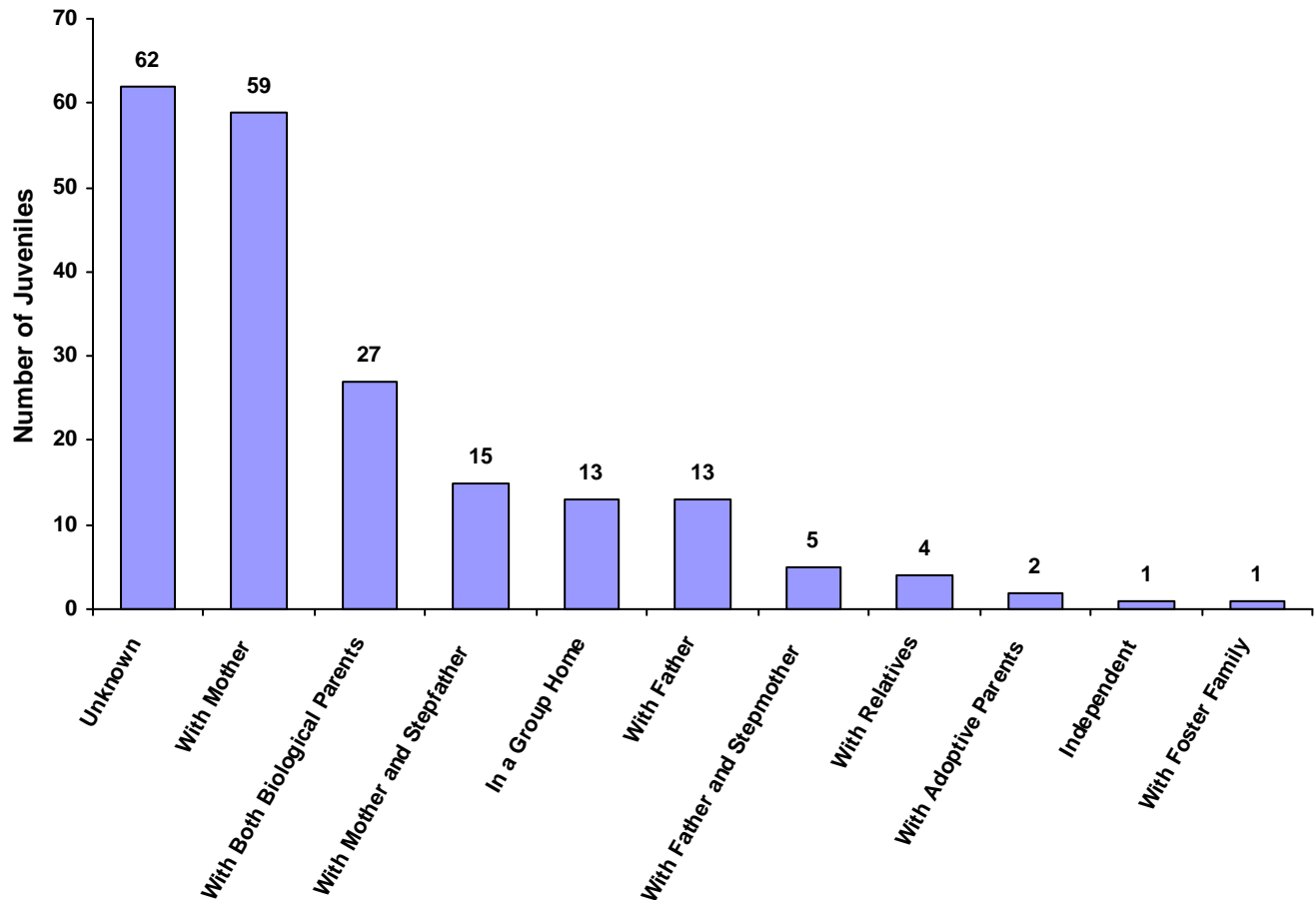
	White Male	African American Male	Other Race Male	White Female	African American Female	Other Race Female	Unknown Race or Sex	Total
Special Proceedings								
Ages 10 and Under	0	0	0	0	0	0	0	0
Ages 11 through 12	0	0	0	0	0	0	0	0
Ages 13 through 14	0	0	0	0	0	0	0	0
Ages 15 through 16	0	0	0	0	0	0	0	0
Ages 17 through 18	0	0	0	0	0	0	0	0
Ages 19 and Over	0	0	0	0	0	0	0	0
Total	0	0	0	0	0	0	0	0
Other								
Ages 10 and Under	0	0	0	0	0	0	0	0
Ages 11 through 12	0	0	0	0	0	0	0	0
Ages 13 through 14	0	0	0	0	0	0	0	0
Ages 15 through 16	0	0	0	0	0	0	0	0
Ages 17 through 18	0	0	0	0	0	0	0	0
Ages 19 and Over	0	0	0	0	0	0	0	0
Total	0	0	0	0	0	0	0	0
Grand Total	181	5	0	74	3	0	10	273

**TENNESSEE COUNCIL OF JUVENILE AND FAMILY COURT JUDGES
2008 DEKALB COUNTY JUVENILE COURT STATISTICAL DATA**

Living Arrangement of Juveniles by Race and Sex for CY 2008

	White Male	African American Male	Other Race Male	White Female	African American Female	Other Race Female	Unknown Race or Sex	Total	% of All Children Referred
With Both Biological Parents	20	0	0	7	0	0	0	27	13.37%
With Father and Stepmother	3	1	0	0	1	0	0	5	2.48%
With Mother and Stepfather	9	0	0	6	0	0	0	15	7.43%
With Mother	43	1	0	15	0	0	0	59	29.21%
With Father	9	0	0	3	0	0	1	13	6.44%
With Relatives	3	0	0	1	0	0	0	4	1.98%
With Adoptive Parents	0	1	0	1	0	0	0	2	0.99%
With Foster Family	1	0	0	0	0	0	0	1	0.50%
In a Group Home	8	0	0	0	0	0	5	13	6.44%
In a Residential Center	0	0	0	0	0	0	0	0	0.00%
In an Institution	0	0	0	0	0	0	0	0	0.00%
Independent	1	0	0	0	0	0	0	1	0.50%
Unknown	33	1	0	22	2	0	4	62	30.69%
Other	0	0	0	0	0	0	0	0	0.00%
Totals	130	4	0	55	3	0	10	202	

Living Arrangement of Juveniles



**TENNESSEE COUNCIL OF JUVENILE AND FAMILY COURT JUDGES
2008 DEKALB COUNTY JUVENILE COURT STATISTICAL DATA**

Last Grade Completed by Children by Race and Sex for CY 2008

	White Male	African American Male	Other Race Male	White Female	African American Female	Other Race Female	Unknown Race or Sex	Total	% of All Children Referred
Too Young for School	0	0	0	0	0	0	0	0	0.00%
Preschool	0	0	0	0	0	0	0	0	0.00%
Kindergarten	0	0	0	0	0	0	0	0	0.00%
1st Grade	0	0	0	0	0	0	0	0	0.00%
2nd Grade	0	0	0	0	0	0	0	0	0.00%
3rd Grade	0	0	0	0	0	0	0	0	0.00%
4th Grade	0	0	0	0	0	0	0	0	0.00%
5th Grade	2	0	0	0	0	0	0	2	0.99%
6th Grade	3	0	0	0	0	0	0	3	1.49%
7th Grade	1	0	0	0	0	0	0	1	0.50%
8th Grade	3	0	0	1	0	0	0	4	1.98%
9th Grade	13	0	0	0	0	0	1	14	6.93%
10th Grade	7	0	0	3	0	0	0	10	4.95%
11th Grade	16	0	0	9	1	0	0	26	12.87%
12th Grade	1	0	0	0	0	0	0	1	0.50%
Non-Graded Special Ed	0	0	0	0	0	0	0	0	0.00%
GED	0	0	0	0	0	0	0	0	0.00%
Graduated	0	0	0	0	0	0	0	0	0.00%
Never Attended School	0	0	0	0	0	0	0	0	0.00%
Unknown	83	4	0	42	2	0	9	140	69.31%
Other	1	0	0	0	0	0	0	1	0.50%
Totals	130	4	0	55	3	0	10	202	

Children Enrolled in School

	Children	% of All Children
Enrolled	163	80.69%
Not Enrolled	3	1.49%
Unknown	36	17.82%
202		

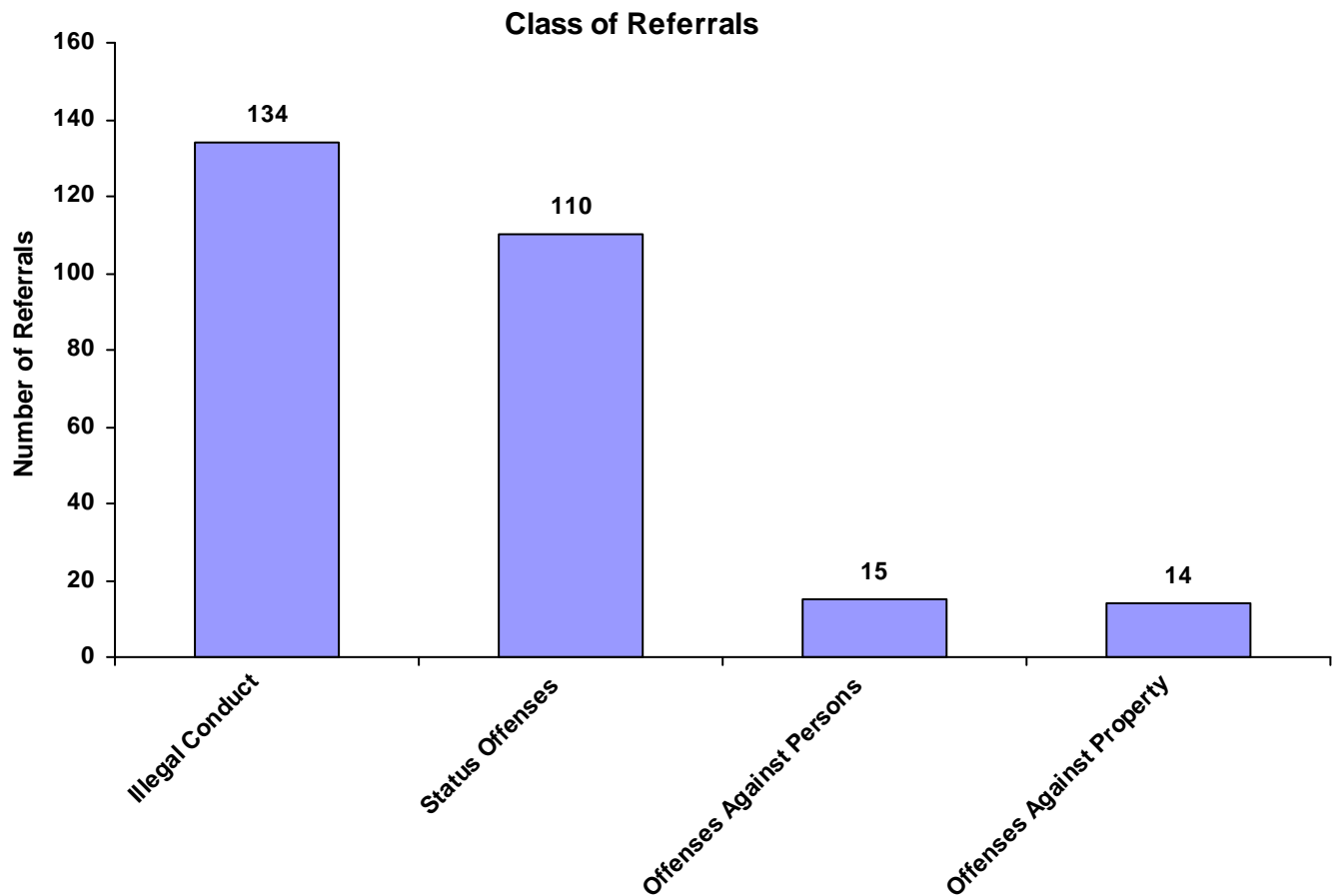
Children Enrolled in Special Education

	Children	% of All Children
Enrolled	1	0.50%
Not Enrolled	45	22.28%
Unknown	156	77.23%
202		

**TENNESSEE COUNCIL OF JUVENILE AND FAMILY COURT JUDGES
2008 DEKALB COUNTY JUVENILE COURT STATISTICAL DATA**

Class of Referrals by Race and Sex for CY 2008

	White Male	African American Male	Other Race Male	White Female	African American Female	Other Race Female	Unknown Race or Sex	Total	% of Total Referrals
Offenses Against Persons	9	1	0	3	1	0	1	15	5.49%
Offenses Against Property	11	0	0	2	0	0	1	14	5.13%
Illegal Conduct	90	3	0	40	0	0	1	134	49.08%
Status Offenses	71	1	0	29	2	0	7	110	40.29%
Dependency/Neglect	0	0	0	0	0	0	0	0	0.00%
Other Violation Proceedings	0	0	0	0	0	0	0	0	0.00%
Parentage	0	0	0	0	0	0	0	0	0.00%
Special Proceedings	0	0	0	0	0	0	0	0	0.00%
Other	0	0	0	0	0	0	0	0	0.00%
Totals	181	5	0	74	3	0	10	273	



**TENNESSEE COUNCIL OF JUVENILE AND FAMILY COURT JUDGES
2008 DEKALB COUNTY JUVENILE COURT STATISTICAL DATA**

Referrals by Class and Type Of Offense by Race and Sex for CY 2008

	White Male	African American Male	Other Race Male	White Female	African American Female	Other Race Female	Unknown Race or Sex	Total
<u>Offenses Against Persons</u>								
Assault	7	1	0	2	1	0	1	12
1st Degree Murder	0	0	0	1	0	0	0	1
Aggravated Sexual Battery	1	0	0	0	0	0	0	1
Reckless Endangerment	1	0	0	0	0	0	0	1
Criminal Homicide	0	0	0	0	0	0	0	0
2nd Degree Murder	0	0	0	0	0	0	0	0
Aggravated Rape	0	0	0	0	0	0	0	0
Rape of a Child	0	0	0	0	0	0	0	0
Aggravated Vehicular Homicide	0	0	0	0	0	0	0	0
Esp. Aggravated Robbery	0	0	0	0	0	0	0	0
Esp. Aggravated Kidnapping	0	0	0	0	0	0	0	0
Aggravated Robbery	0	0	0	0	0	0	0	0
Aggravated Kidnapping	0	0	0	0	0	0	0	0
Aggravated Child Abuse / Neglect	0	0	0	0	0	0	0	0
Rape	0	0	0	0	0	0	0	0
Voluntary Manslaughter	0	0	0	0	0	0	0	0
Vehicular Homicide	0	0	0	0	0	0	0	0
Sexual Abuse of a Child	0	0	0	0	0	0	0	0
Other Sexual Offenses	0	0	0	0	0	0	0	0
Aggravated Assault	0	0	0	0	0	0	0	0
Robbery	0	0	0	0	0	0	0	0
Criminally Negligent Homicide	0	0	0	0	0	0	0	0
Attempted Crime Against a Person	0	0	0	0	0	0	0	0
Totals	9	1	0	3	1	0	1	15
<u>Offenses Against Property</u>								
Theft of Property	7	0	0	1	0	0	1	9
Vandalism	4	0	0	0	0	0	0	4
Unauthorized Use of a Vehicle	0	0	0	1	0	0	0	1
Aggravated Arson	0	0	0	0	0	0	0	0
Arson	0	0	0	0	0	0	0	0
Aggravated Burglary	0	0	0	0	0	0	0	0
Forgery	0	0	0	0	0	0	0	0
Worthless Checks	0	0	0	0	0	0	0	0
Illegal Poss/Use of Credit/Debit Cards	0	0	0	0	0	0	0	0
Burglary	0	0	0	0	0	0	0	0
Cruelty to Animals	0	0	0	0	0	0	0	0
Totals	11	0	0	2	0	0	1	14

**TENNESSEE COUNCIL OF JUVENILE AND FAMILY COURT JUDGES
2008 DEKALB COUNTY JUVENILE COURT STATISTICAL DATA**

Referrals by Class and Type Of Offense by Race and Sex for CY 2008

	White Male	African American Male	Other Race Male	White Female	African American Female	Other Race Female	Unknown Race or Sex	Total
<u>Illegal Conduct</u>								
Traffic	55	1	0	18	0	0	0	74
Violation of Probation	9	1	0	7	0	0	0	17
Disorderly Conduct	8	0	0	4	0	0	0	12
Possession/Consumption of Alcohol	3	0	0	5	0	0	1	9
Other Drug Offenses	3	0	0	3	0	0	0	6
Possession of Controlled Substances	4	0	0	2	0	0	0	6
Harassment	2	0	0	0	0	0	0	2
Criminal Impersonation	1	0	0	1	0	0	0	2
Criminal Trespass	2	0	0	0	0	0	0	2
Sale of Controlled Substances	1	0	0	0	0	0	0	1
Driving Under Influence (DUI)	1	0	0	0	0	0	0	1
Local Ordinances	0	1	0	0	0	0	0	1
Violation of Wildlife Regulations	1	0	0	0	0	0	0	1
Criminal Attempt	0	0	0	0	0	0	0	0
Carrying Weapons on School Property	0	0	0	0	0	0	0	0
Unlawful Carrying / Poss of a Weapon	0	0	0	0	0	0	0	0
Evading Arrest	0	0	0	0	0	0	0	0
Escape	0	0	0	0	0	0	0	0
Resist Stop/Frisk/Halt/Arrest/Search	0	0	0	0	0	0	0	0
Aggravated Criminal Trespass	0	0	0	0	0	0	0	0
Failure to Appear	0	0	0	0	0	0	0	0
Filing a False Police Report	0	0	0	0	0	0	0	0
Public Intoxication	0	0	0	0	0	0	0	0
Gambling	0	0	0	0	0	0	0	0
Contempt of Court	0	0	0	0	0	0	0	0
Violation of Aftercare	0	0	0	0	0	0	0	0
Totals	90	3	0	40	0	0	1	134
<u>Status Offenses</u>								
Possession of Tobacco Products	28	0	0	1	0	0	1	30
Unruly Behavior	12	0	0	11	1	0	4	28
Truancy	15	1	0	4	1	0	1	22
Violation of Curfew	9	0	0	8	0	0	0	17
In-State Runaway	6	0	0	5	0	0	1	12
Out-of-State Runaway	1	0	0	0	0	0	0	1
Violation of a Valid Court Order	0	0	0	0	0	0	0	0
Totals	71	1	0	29	2	0	7	110
<u>Dependency/Neglect</u>								
Sexually Abused Child	0	0	0	0	0	0	0	0
Physically Abused Child	0	0	0	0	0	0	0	0
Dependency / Neglect	0	0	0	0	0	0	0	0
Termination of Parental Rights	0	0	0	0	0	0	0	0
Totals	0	0	0	0	0	0	0	0

**TENNESSEE COUNCIL OF JUVENILE AND FAMILY COURT JUDGES
2008 DEKALB COUNTY JUVENILE COURT STATISTICAL DATA**

Referrals by Class and Type Of Offense by Race and Sex for CY 2008

	White Male	African American Male	Other Race Male	White Female	African American Female	Other Race Female	Unknown Race or Sex	Total
<u>Other Violation Proceedings</u>								
Violation of Pretrial Diversion	0	0	0	0	0	0	0	0
Violation of Informal Adjustment	0	0	0	0	0	0	0	0
Totals	0	0	0	0	0	0	0	0
<u>Parentage</u>								
Custody	0	0	0	0	0	0	0	0
Visitation	0	0	0	0	0	0	0	0
Paternity / Legitimation	0	0	0	0	0	0	0	0
Child Support	0	0	0	0	0	0	0	0
Totals	0	0	0	0	0	0	0	0
<u>Special Proceedings</u>								
Judicial Review	0	0	0	0	0	0	0	0
Administrative Review	0	0	0	0	0	0	0	0
Foster Care Review	0	0	0	0	0	0	0	0
Request for Medical Treatment	0	0	0	0	0	0	0	0
Consent to Marry	0	0	0	0	0	0	0	0
Totals	0	0	0	0	0	0	0	0
<u>Other</u>								
Other	0	0	0	0	0	0	0	0
Totals	0	0	0	0	0	0	0	0
All Referral Totals	181	5	0	74	3	0	10	273

**TENNESSEE COUNCIL OF JUVENILE AND FAMILY COURT JUDGES
2008 DEKALB COUNTY JUVENILE COURT STATISTICAL DATA**

Referral Reasons by Type of Offense, Race and Sex for CY 2008

	White Male	African American Male	Other Race Male	White Female	African American Female	Other Race Female	Unknown Race or Sex	Total
Delinquent								
Traffic	55	1	0	18	0	0	0	74
Violation of Probation	9	1	0	7	0	0	0	17
Assault	7	1	0	2	1	0	1	12
Disorderly Conduct	8	0	0	4	0	0	0	12
Theft of Property	7	0	0	1	0	0	1	9
Possession/Consumption of Alcohol	3	0	0	5	0	0	1	9
Other Drug Offenses	3	0	0	3	0	0	0	6
Possession of Controlled Substances	4	0	0	2	0	0	0	6
Vandalism	4	0	0	0	0	0	0	4
Harassment	2	0	0	0	0	0	0	2
Criminal Impersonation	1	0	0	1	0	0	0	2
Criminal Trespass	2	0	0	0	0	0	0	2
1st Degree Murder	0	0	0	1	0	0	0	1
Aggravated Sexual Battery	1	0	0	0	0	0	0	1
Reckless Endangerment	1	0	0	0	0	0	0	1
Unauthorized Use of a Vehicle	0	0	0	1	0	0	0	1
Sale of Controlled Substances	1	0	0	0	0	0	0	1
Driving Under Influence (DUI)	1	0	0	0	0	0	0	1
Local Ordinances	0	1	0	0	0	0	0	1
Violation of Wildlife Regulations	1	0	0	0	0	0	0	1
Criminal Homicide	0	0	0	0	0	0	0	0
2nd Degree Murder	0	0	0	0	0	0	0	0
Aggravated Rape	0	0	0	0	0	0	0	0
Rape of a Child	0	0	0	0	0	0	0	0
Aggravated Vehicular Homicide	0	0	0	0	0	0	0	0
Esp. Aggravated Robbery	0	0	0	0	0	0	0	0
Esp. Aggravated Kidnapping	0	0	0	0	0	0	0	0
Aggravated Robbery	0	0	0	0	0	0	0	0
Aggravated Kidnapping	0	0	0	0	0	0	0	0
Aggravated Child Abuse / Neglect	0	0	0	0	0	0	0	0
Rape	0	0	0	0	0	0	0	0
Voluntary Manslaughter	0	0	0	0	0	0	0	0
Vehicular Homicide	0	0	0	0	0	0	0	0
Sexual Abuse of a Child	0	0	0	0	0	0	0	0
Other Sexual Offenses	0	0	0	0	0	0	0	0
Aggravated Assault	0	0	0	0	0	0	0	0
Robbery	0	0	0	0	0	0	0	0
Criminally Negligent Homicide	0	0	0	0	0	0	0	0
Attempted Crime Against a Person	0	0	0	0	0	0	0	0
Aggravated Arson	0	0	0	0	0	0	0	0
Arson	0	0	0	0	0	0	0	0
Aggravated Burglary	0	0	0	0	0	0	0	0
Forgery	0	0	0	0	0	0	0	0
Worthless Checks	0	0	0	0	0	0	0	0
Illegal Poss/Use of Credit/Debit Cards	0	0	0	0	0	0	0	0
Burglary	0	0	0	0	0	0	0	0
Cruelty to Animals	0	0	0	0	0	0	0	0
Criminal Attempt	0	0	0	0	0	0	0	0
Carrying Weapons on School Property	0	0	0	0	0	0	0	0
Unlawful Carrying / Poss of a Weapon	0	0	0	0	0	0	0	0
Evading Arrest	0	0	0	0	0	0	0	0
Escape	0	0	0	0	0	0	0	0

**TENNESSEE COUNCIL OF JUVENILE AND FAMILY COURT JUDGES
2008 DEKALB COUNTY JUVENILE COURT STATISTICAL DATA**

Referral Reasons by Type of Offense, Race and Sex for CY 2008

	White Male	African American Male	Other Race Male	White Female	African American Female	Other Race Female	Unknown Race or Sex	Total
<u>Delinquent</u>								
Resist Stop/Frisk/Halt/Arrest/Search	0	0	0	0	0	0	0	0
Aggravated Criminal Trespass	0	0	0	0	0	0	0	0
Failure to Appear	0	0	0	0	0	0	0	0
Filing a False Police Report	0	0	0	0	0	0	0	0
Public Intoxication	0	0	0	0	0	0	0	0
Gambling	0	0	0	0	0	0	0	0
Contempt of Court	0	0	0	0	0	0	0	0
Violation of Aftercare	0	0	0	0	0	0	0	0
Totals	110	4	0	45	1	0	3	163
<u>Status</u>								
Possession of Tobacco Products	28	0	0	1	0	0	1	30
Unruly Behavior	12	0	0	11	1	0	4	28
Truancy	15	1	0	4	1	0	1	22
Violation of Curfew	9	0	0	8	0	0	0	17
In-State Runaway	6	0	0	5	0	0	1	12
Out-of-State Runaway	1	0	0	0	0	0	0	1
Violation of a Valid Court Order	0	0	0	0	0	0	0	0
Totals	71	1	0	29	2	0	7	110
<u>Dependency and Neglect</u>								
Sexually Abused Child	0	0	0	0	0	0	0	0
Physically Abused Child	0	0	0	0	0	0	0	0
Dependency / Neglect	0	0	0	0	0	0	0	0
Termination of Parental Rights	0	0	0	0	0	0	0	0
Totals	0	0	0	0	0	0	0	0
<u>Other Violations</u>								
Violation of Pretrial Diversion	0	0	0	0	0	0	0	0
Violation of Informal Adjustment	0	0	0	0	0	0	0	0
Totals	0	0	0	0	0	0	0	0
<u>Special Proceedings</u>								
Judicial Review	0	0	0	0	0	0	0	0
Administrative Review	0	0	0	0	0	0	0	0
Foster Care Review	0	0	0	0	0	0	0	0
Custody	0	0	0	0	0	0	0	0
Visitation	0	0	0	0	0	0	0	0
Paternity / Legitimation	0	0	0	0	0	0	0	0
Child Support	0	0	0	0	0	0	0	0
Request for Medical Treatment	0	0	0	0	0	0	0	0
Consent to Marry	0	0	0	0	0	0	0	0
Totals	0	0	0	0	0	0	0	0
<u>Other</u>								
Other	0	0	0	0	0	0	0	0
Totals	0	0	0	0	0	0	0	0
All Referral Totals	181	5	0	74	3	0	10	273

**TENNESSEE COUNCIL OF JUVENILE AND FAMILY COURT JUDGES
2008 DEKALB COUNTY JUVENILE COURT STATISTICAL DATA**

Top 4 Referral Reasons by Race and Sex for CY 2008

Sex	Race	Referral Reason	Total
Male	White	1. Traffic	55
		2. Possession of Tobacco Products	28
		3. Truancy	15
		4. Unruly Behavior	12
	African American	1. Truancy	1
		2. Violation of Probation	1
		3. Assault	1
		4. Local Ordinances	1
Female	White	1. Traffic	18
		2. Unruly Behavior	11
		3. Violation of Curfew	8
		4. Violation of Probation	7
	African American	1. Unruly Behavior	1
		2. Assault	1
		3. Truancy	1
	Unknown	Unknown	1. Unruly Behavior
2. Assault			1
3. In-State Runaway			1
4. Possession of Tobacco Products			1

**TENNESSEE COUNCIL OF JUVENILE AND FAMILY COURT JUDGES
2008 DEKALB COUNTY JUVENILE COURT STATISTICAL DATA**

Top 4 Referral Reasons by Race and Sex and by Type of Offense for CY 2008

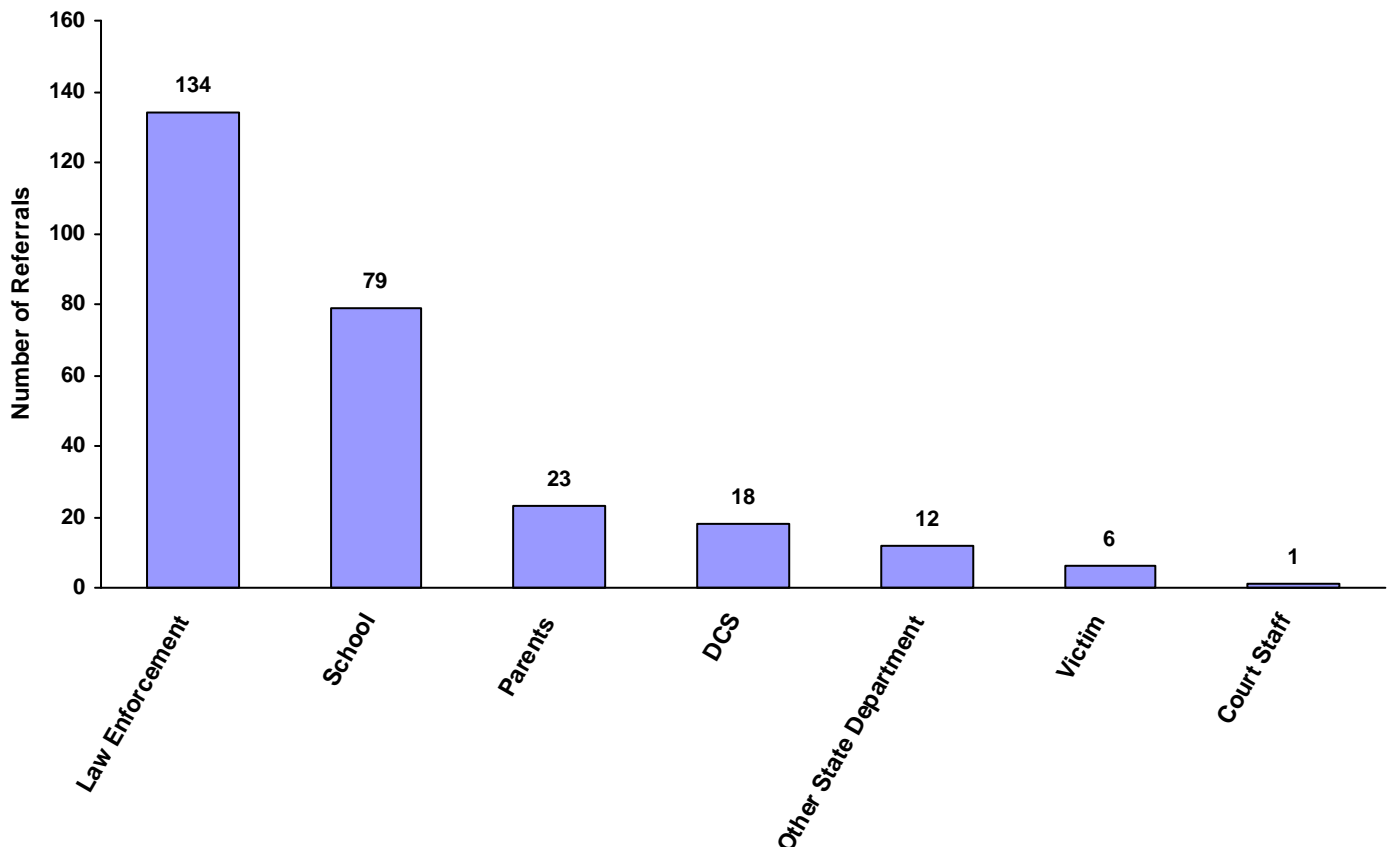
Sex	Race	Referral Type	Referral Reason	Total
Male	White	Delinquent	1. Traffic	55
			2. Violation of Probation	9
			3. Disorderly Conduct	8
			4. Theft of Property	7
		Status	1. Possession of Tobacco Products	28
			2. Truancy	15
			3. Unruly Behavior	12
			4. Violation of Curfew	9
Male	African American	Delinquent	1. Violation of Probation	1
			2. Assault	1
			3. Local Ordinances	1
			4. Traffic	1
		Status	1. Truancy	1
Female	White	Delinquent	1. Traffic	18
			2. Violation of Probation	7
			3. Possession/Consumption of Alcohol	5
			4. Disorderly Conduct	4
		Status	1. Unruly Behavior	11
			2. Violation of Curfew	8
			3. In-State Runaway	5
			4. Truancy	4
Female	African American	Delinquent	1. Assault	1
		Status	1. Truancy	1
			2. Unruly Behavior	1
Unknown	Unknown	Delinquent	1. Assault	1
			2. Possession/Consumption of Alcohol	1
			3. Theft of Property	1
		Status	1. Unruly Behavior	4
			2. In-State Runaway	1
			3. Possession of Tobacco Products	1
			4. Truancy	1

**TENNESSEE COUNCIL OF JUVENILE AND FAMILY COURT JUDGES
2008 DEKALB COUNTY JUVENILE COURT STATISTICAL DATA**

Source of Referrals by Race and Sex for CY 2008

	White Male	African American Male	Other Race Male	White Female	African American Female	Other Race Female	Unknown Race or Sex	Total	% of Total Referrals
Law Enforcement	92	3	0	35	2	0	2	134	49.08%
Parents	9	0	0	14	0	0	0	23	8.42%
Relatives	0	0	0	0	0	0	0	0	0.00%
Self	0	0	0	0	0	0	0	0	0.00%
School	58	1	0	16	1	0	3	79	28.94%
CSA	0	0	0	0	0	0	0	0	0.00%
DCS	10	1	0	7	0	0	0	18	6.59%
Other State Department	7	0	0	0	0	0	5	12	4.40%
District Attorney's Office	0	0	0	0	0	0	0	0	0.00%
Court Staff	0	0	0	1	0	0	0	1	0.37%
Social Agency	0	0	0	0	0	0	0	0	0.00%
Other Court	0	0	0	0	0	0	0	0	0.00%
Victim	5	0	0	1	0	0	0	6	2.20%
Child & Parent	0	0	0	0	0	0	0	0	0.00%
Hospital	0	0	0	0	0	0	0	0	0.00%
Unknown	0	0	0	0	0	0	0	0	0.00%
Other	0	0	0	0	0	0	0	0	0.00%
Totals	181	5	0	74	3	0	10	273	

Total Source of Referrals



**TENNESSEE COUNCIL OF JUVENILE AND FAMILY COURT JUDGES
2008 DEKALB COUNTY JUVENILE COURT STATISTICAL DATA**

Six Most Frequent Referral Reasons by Source, Race and Sex for CY 2008

	White Male	African American Male	Other Race Male	White Female	African American Female	Other Race Female	Unknown Race or Sex	Total
<u>Law Enforcement</u>								
1. Traffic	55	1	0	17	0	0	0	73
2. Violation of Curfew	9	0	0	8	0	0	0	17
3. Possession / Consumption of Alcohol	3	0	0	5	0	0	1	9
4. Theft of Property	7	0	0	0	0	0	0	7
5. Unruly Behavior	1	0	0	2	1	0	1	5
6. Possession of Tobacco Products	4	0	0	0	0	0	0	4
<u>Parents</u>								
1. Unruly Behavior	5	0	0	6	0	0	0	11
2. In-State Runaway	1	0	0	5	0	0	0	6
3. Assault	1	0	0	0	0	0	0	1
4. Disorderly Conduct	1	0	0	0	0	0	0	1
5. Other Drug Offenses	1	0	0	0	0	0	0	1
6. Theft of Property	0	0	0	1	0	0	0	1
<u>Relatives</u>								
1. NO REFERRAL SUBMITTED	0	0	0	0	0	0	0	0
<u>Self</u>								
1. NO REFERRAL SUBMITTED	0	0	0	0	0	0	0	0
<u>School</u>								
1. Possession of Tobacco Products	24	0	0	0	0	0	1	25
2. Truancy	15	1	0	3	1	0	1	21
3. Disorderly Conduct	6	0	0	4	0	0	0	10
4. Unruly Behavior	3	0	0	3	0	0	0	6
5. Assault	2	0	0	2	0	0	0	4
6. Other Drug Offenses	2	0	0	2	0	0	0	4
<u>Community Service Agencies</u>								
1. NO REFERRAL SUBMITTED	0	0	0	0	0	0	0	0
<u>Department of Children's Services</u>								
1. Violation of Probation	9	1	0	6	0	0	0	16
2. Possession of Tobacco Products	0	0	0	1	0	0	0	1
3. Unruly Behavior	1	0	0	0	0	0	0	1
4. NO REFERRAL SUBMITTED	0	0	0	0	0	0	0	0
<u>Other State Department</u>								
1. In-State Runaway	4	0	0	0	0	0	1	5
2. Unruly Behavior	1	0	0	0	0	0	3	4
3. Assault	2	0	0	0	0	0	1	3
4. NO REFERRAL SUBMITTED	0	0	0	0	0	0	0	0
<u>District Attorney's Office</u>								
1. NO REFERRAL SUBMITTED	0	0	0	0	0	0	0	0

**TENNESSEE COUNCIL OF JUVENILE AND FAMILY COURT JUDGES
2008 DEKALB COUNTY JUVENILE COURT STATISTICAL DATA**

Six Most Frequent Referral Reasons by Source, Race and Sex for CY 2008

	White Male	African American Male	Other Race Male	White Female	African American Female	Other Race Female	Unknown Race or Sex	Total
<u>Court Staff</u>								
1. Violation of Probation	0	0	0	1	0	0	0	1
2. NO REFERRAL SUBMITTED	0	0	0	0	0	0	0	0
<u>Social Agency</u>								
1. NO REFERRAL SUBMITTED	0	0	0	0	0	0	0	0
<u>Other Court</u>								
1. NO REFERRAL SUBMITTED	0	0	0	0	0	0	0	0
<u>Victim</u>								
1. Assault	2	0	0	0	0	0	0	2
2. Criminal Trespass	1	0	0	0	0	0	0	1
3. Harassment	1	0	0	0	0	0	0	1
4. Traffic	0	0	0	1	0	0	0	1
5. Unruly Behavior	1	0	0	0	0	0	0	1
6. NO REFERRAL SUBMITTED	0	0	0	0	0	0	0	0
<u>Child & Parent</u>								
1. NO REFERRAL SUBMITTED	0	0	0	0	0	0	0	0
<u>Hospital</u>								
1. NO REFERRAL SUBMITTED	0	0	0	0	0	0	0	0
<u>Unknown</u>								
1. NO REFERRAL SUBMITTED	0	0	0	0	0	0	0	0
<u>Other</u>								
1. NO REFERRAL SUBMITTED	0	0	0	0	0	0	0	0

**TENNESSEE COUNCIL OF JUVENILE AND FAMILY COURT JUDGES
2008 DEKALB COUNTY JUVENILE COURT STATISTICAL DATA**

Source of Referrals by Type of Offense, Race and Sex for CY 2008

	White Male	African American Male	Other Race Male	White Female	African American Female	Other Race Female	Unknown Race or Sex	Total
<u>Delinquent</u>								
Law Enforcement	78	3	0	25	1	0	1	108
School	14	0	0	10	0	0	1	25
DCS	9	1	0	6	0	0	0	16
Parents	3	0	0	2	0	0	0	5
Victim	4	0	0	1	0	0	0	5
Other State Department	2	0	0	0	0	0	1	3
Court Staff	0	0	0	1	0	0	0	1
Child & Parent	0	0	0	0	0	0	0	0
CSA	0	0	0	0	0	0	0	0
District Attorney's Office	0	0	0	0	0	0	0	0
Hospital	0	0	0	0	0	0	0	0
Other	0	0	0	0	0	0	0	0
Other Court	0	0	0	0	0	0	0	0
Relatives	0	0	0	0	0	0	0	0
Self	0	0	0	0	0	0	0	0
Social Agency	0	0	0	0	0	0	0	0
Unknown	0	0	0	0	0	0	0	0
Totals	110	4	0	45	1	0	3	163

	White Male	African American Male	Other Race Male	White Female	African American Female	Other Race Female	Unknown Race or Sex	Total
<u>Status/Unruly</u>								
School	44	1	0	6	1	0	2	54
Law Enforcement	14	0	0	10	1	0	1	26
Parents	6	0	0	12	0	0	0	18
Other State Department	5	0	0	0	0	0	4	9
DCS	1	0	0	1	0	0	0	2
Victim	1	0	0	0	0	0	0	1
Child & Parent	0	0	0	0	0	0	0	0
Court Staff	0	0	0	0	0	0	0	0
CSA	0	0	0	0	0	0	0	0
District Attorney's Office	0	0	0	0	0	0	0	0
Hospital	0	0	0	0	0	0	0	0
Other	0	0	0	0	0	0	0	0
Other Court	0	0	0	0	0	0	0	0
Relatives	0	0	0	0	0	0	0	0
Self	0	0	0	0	0	0	0	0
Social Agency	0	0	0	0	0	0	0	0
Unknown	0	0	0	0	0	0	0	0
Totals	71	1	0	29	2	0	7	110

**TENNESSEE COUNCIL OF JUVENILE AND FAMILY COURT JUDGES
2008 DEKALB COUNTY JUVENILE COURT STATISTICAL DATA**

Source of Referrals by Type of Offense, Race and Sex for CY 2008

	White Male	African American Male	Other Race Male	White Female	African American Female	Other Race Female	Unknown Race or Sex	Total
<u>Dependency and Neglect</u>								
Child & Parent	0	0	0	0	0	0	0	0
Court Staff	0	0	0	0	0	0	0	0
CSA	0	0	0	0	0	0	0	0
DCS	0	0	0	0	0	0	0	0
District Attorney's Office	0	0	0	0	0	0	0	0
Hospital	0	0	0	0	0	0	0	0
Law Enforcement	0	0	0	0	0	0	0	0
Other	0	0	0	0	0	0	0	0
Other Court	0	0	0	0	0	0	0	0
Other State Department	0	0	0	0	0	0	0	0
Parents	0	0	0	0	0	0	0	0
Relatives	0	0	0	0	0	0	0	0
School	0	0	0	0	0	0	0	0
Self	0	0	0	0	0	0	0	0
Social Agency	0	0	0	0	0	0	0	0
Unknown	0	0	0	0	0	0	0	0
Victim	0	0	0	0	0	0	0	0
Totals	0	0	0	0	0	0	0	0

<u>Other Violations</u>								
Child & Parent	0	0	0	0	0	0	0	0
Court Staff	0	0	0	0	0	0	0	0
CSA	0	0	0	0	0	0	0	0
DCS	0	0	0	0	0	0	0	0
District Attorney's Office	0	0	0	0	0	0	0	0
Hospital	0	0	0	0	0	0	0	0
Law Enforcement	0	0	0	0	0	0	0	0
Other	0	0	0	0	0	0	0	0
Other Court	0	0	0	0	0	0	0	0
Other State Department	0	0	0	0	0	0	0	0
Parents	0	0	0	0	0	0	0	0
Relatives	0	0	0	0	0	0	0	0
School	0	0	0	0	0	0	0	0
Self	0	0	0	0	0	0	0	0
Social Agency	0	0	0	0	0	0	0	0
Unknown	0	0	0	0	0	0	0	0
Victim	0	0	0	0	0	0	0	0
Totals	0	0	0	0	0	0	0	0

**TENNESSEE COUNCIL OF JUVENILE AND FAMILY COURT JUDGES
2008 DEKALB COUNTY JUVENILE COURT STATISTICAL DATA**

Source of Referrals by Type of Offense, Race and Sex for CY 2008

	White Male	African American Male	Other Race Male	White Female	African American Female	Other Race Female	Unknown Race or Sex	Total
<u>Special Proceedings</u>								
Child & Parent	0	0	0	0	0	0	0	0
Court Staff	0	0	0	0	0	0	0	0
CSA	0	0	0	0	0	0	0	0
DCS	0	0	0	0	0	0	0	0
District Attorney's Office	0	0	0	0	0	0	0	0
Hospital	0	0	0	0	0	0	0	0
Law Enforcement	0	0	0	0	0	0	0	0
Other	0	0	0	0	0	0	0	0
Other Court	0	0	0	0	0	0	0	0
Other State Department	0	0	0	0	0	0	0	0
Parents	0	0	0	0	0	0	0	0
Relatives	0	0	0	0	0	0	0	0
School	0	0	0	0	0	0	0	0
Self	0	0	0	0	0	0	0	0
Social Agency	0	0	0	0	0	0	0	0
Unknown	0	0	0	0	0	0	0	0
Victim	0	0	0	0	0	0	0	0
Totals	0	0	0	0	0	0	0	0
<u>Other</u>								
Child & Parent	0	0	0	0	0	0	0	0
Court Staff	0	0	0	0	0	0	0	0
CSA	0	0	0	0	0	0	0	0
DCS	0	0	0	0	0	0	0	0
District Attorney's Office	0	0	0	0	0	0	0	0
Hospital	0	0	0	0	0	0	0	0
Law Enforcement	0	0	0	0	0	0	0	0
Other	0	0	0	0	0	0	0	0
Other Court	0	0	0	0	0	0	0	0
Other State Department	0	0	0	0	0	0	0	0
Parents	0	0	0	0	0	0	0	0
Relatives	0	0	0	0	0	0	0	0
School	0	0	0	0	0	0	0	0
Self	0	0	0	0	0	0	0	0
Social Agency	0	0	0	0	0	0	0	0
Unknown	0	0	0	0	0	0	0	0
Victim	0	0	0	0	0	0	0	0
Totals	0	0	0	0	0	0	0	0
All Referral Source Totals	181	5	0	74	3	0	10	273

**TENNESSEE COUNCIL OF JUVENILE AND FAMILY COURT JUDGES
2008 DEKALB COUNTY JUVENILE COURT STATISTICAL DATA**

**Children Referred for Unlawful Carrying/Possession of a Weapon for CY 2008
Total Children = 202**

	White Male	African American Male	Other Race Male	White Female	African American Female	Other Race Female	Unknown Race or Sex	Total	% of All Children Referred
Age Under 1	0	0	0	0	0	0	0	0	0.00%
Age 1	0	0	0	0	0	0	0	0	0.00%
Age 2	0	0	0	0	0	0	0	0	0.00%
Age 3	0	0	0	0	0	0	0	0	0.00%
Age 4	0	0	0	0	0	0	0	0	0.00%
Age 5	0	0	0	0	0	0	0	0	0.00%
Age 6	0	0	0	0	0	0	0	0	0.00%
Age 7	0	0	0	0	0	0	0	0	0.00%
Age 8	0	0	0	0	0	0	0	0	0.00%
Age 9	0	0	0	0	0	0	0	0	0.00%
Age 10	0	0	0	0	0	0	0	0	0.00%
Age 11	0	0	0	0	0	0	0	0	0.00%
Age 12	0	0	0	0	0	0	0	0	0.00%
Age 13	0	0	0	0	0	0	0	0	0.00%
Age 14	0	0	0	0	0	0	0	0	0.00%
Age 15	0	0	0	0	0	0	0	0	0.00%
Age 16	0	0	0	0	0	0	0	0	0.00%
Age 17	0	0	0	0	0	0	0	0	0.00%
Age 18	0	0	0	0	0	0	0	0	0.00%
Age 19 and Over	0	0	0	0	0	0	0	0	0.00%
Totals	0	0	0	0	0	0	0	0	

Total Children Referred for Unlawfully Carrying/Possessing Weapons

**TENNESSEE COUNCIL OF JUVENILE AND FAMILY COURT JUDGES
2008 DEKALB COUNTY JUVENILE COURT STATISTICAL DATA**

**Children Referred for Carrying Weapons on School Property for CY 2008
Total Children = 202**

	White Male	African American Male	Other Race Male	White Female	African American Female	Other Race Female	Unknown Race or Sex	Total	% of Children Referred
Age Under 1	0	0	0	0	0	0	0	0	0.00%
Age 1	0	0	0	0	0	0	0	0	0.00%
Age 2	0	0	0	0	0	0	0	0	0.00%
Age 3	0	0	0	0	0	0	0	0	0.00%
Age 4	0	0	0	0	0	0	0	0	0.00%
Age 5	0	0	0	0	0	0	0	0	0.00%
Age 6	0	0	0	0	0	0	0	0	0.00%
Age 7	0	0	0	0	0	0	0	0	0.00%
Age 8	0	0	0	0	0	0	0	0	0.00%
Age 9	0	0	0	0	0	0	0	0	0.00%
Age 10	0	0	0	0	0	0	0	0	0.00%
Age 11	0	0	0	0	0	0	0	0	0.00%
Age 12	0	0	0	0	0	0	0	0	0.00%
Age 13	0	0	0	0	0	0	0	0	0.00%
Age 14	0	0	0	0	0	0	0	0	0.00%
Age 15	0	0	0	0	0	0	0	0	0.00%
Age 16	0	0	0	0	0	0	0	0	0.00%
Age 17	0	0	0	0	0	0	0	0	0.00%
Age 18	0	0	0	0	0	0	0	0	0.00%
Age 19 and Over	0	0	0	0	0	0	0	0	0.00%
Totals	0	0	0	0	0	0	0	0	

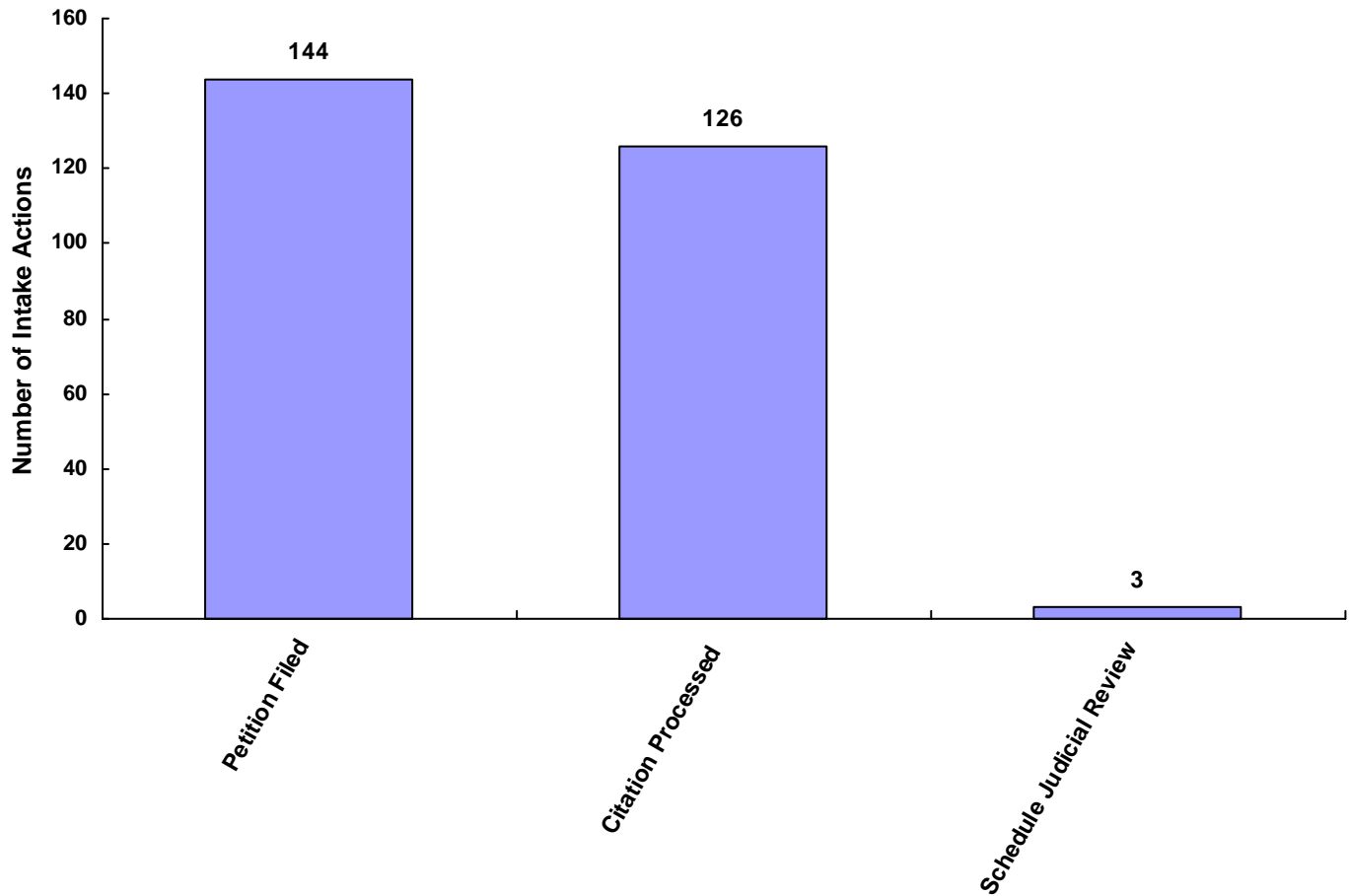
Total Children Referred for Carrying Weapons on School Property

**TENNESSEE COUNCIL OF JUVENILE AND FAMILY COURT JUDGES
2008 DEKALB COUNTY JUVENILE COURT STATISTICAL DATA**

Intake Actions at Referral by Race and Sex for CY 2008

	White Male	African American Male	Other Race Male	White Female	African American Female	Other Race Female	Unknown Race or Sex	Total	% of Total Referrals
Petition Filed	84	3	0	45	3	0	9	144	52.75%
Motion Filed	0	0	0	0	0	0	0	0	0.00%
Citation Processed	95	2	0	28	0	0	1	126	46.15%
Paternity Processed Notice	0	0	0	0	0	0	0	0	0.00%
Schedule Judicial Review	2	0	0	1	0	0	0	3	1.10%
Schedule Admin Review	0	0	0	0	0	0	0	0	0.00%
Schedule Foster Care Review	0	0	0	0	0	0	0	0	0.00%
Unknown	0	0	0	0	0	0	0	0	0.00%
Does Not Apply	0	0	0	0	0	0	0	0	0.00%
Other	0	0	0	0	0	0	0	0	0.00%
Totals	181	5	0	74	3	0	10	273	

Total Intake Actions at Referral



**TENNESSEE COUNCIL OF JUVENILE AND FAMILY COURT JUDGES
2008 DEKALB COUNTY JUVENILE COURT STATISTICAL DATA**

Intake Actions of Referrals by Class of Offense, Race and Sex for CY 2008

	White Male	African American Male	Other Race Male	White Female	African American Female	Other Race Female	Unknown Race or Sex	Total
<u>Offenses Against Persons</u>								
Petition Filed	9	1	0	3	1	0	1	15
Motion Filed	0	0	0	0	0	0	0	0
Citation Processed	0	0	0	0	0	0	0	0
Notification of Paternity Processed	0	0	0	0	0	0	0	0
Scheduling of Judicial Review	0	0	0	0	0	0	0	0
Scheduling of Administrative Review	0	0	0	0	0	0	0	0
Scheduling of Foster Care Review	0	0	0	0	0	0	0	0
Unknown	0	0	0	0	0	0	0	0
Does Not Apply	0	0	0	0	0	0	0	0
Other	0	0	0	0	0	0	0	0
Totals	9	1	0	3	1	0	1	15

<u>Offenses Against Property</u>								
Petition Filed	7	0	0	2	0	0	1	10
Citation Processed	4	0	0	0	0	0	0	4
Motion Filed	0	0	0	0	0	0	0	0
Notification of Paternity Processed	0	0	0	0	0	0	0	0
Scheduling of Judicial Review	0	0	0	0	0	0	0	0
Scheduling of Administrative Review	0	0	0	0	0	0	0	0
Scheduling of Foster Care Review	0	0	0	0	0	0	0	0
Unknown	0	0	0	0	0	0	0	0
Does Not Apply	0	0	0	0	0	0	0	0
Other	0	0	0	0	0	0	0	0
Totals	11	0	0	2	0	0	1	14

<u>Illegal Conduct</u>								
Citation Processed	60	2	0	21	0	0	1	84
Petition Filed	29	1	0	19	0	0	0	49
Scheduling of Judicial Review	1	0	0	0	0	0	0	1
Motion Filed	0	0	0	0	0	0	0	0
Notification of Paternity Processed	0	0	0	0	0	0	0	0
Scheduling of Administrative Review	0	0	0	0	0	0	0	0
Scheduling of Foster Care Review	0	0	0	0	0	0	0	0
Unknown	0	0	0	0	0	0	0	0
Does Not Apply	0	0	0	0	0	0	0	0
Other	0	0	0	0	0	0	0	0
Totals	90	3	0	40	0	0	1	134

**TENNESSEE COUNCIL OF JUVENILE AND FAMILY COURT JUDGES
2008 DEKALB COUNTY JUVENILE COURT STATISTICAL DATA**

Intake Actions of Referrals by Class of Offense, Race and Sex for CY 2008

	White Male	African American Male	Other Race Male	White Female	African American Female	Other Race Female	Unknown Race or Sex	Total
<u>Status Offenses</u>								
Petition Filed	39	1	0	21	2	0	7	70
Citation Processed	31	0	0	7	0	0	0	38
Scheduling of Judicial Review	1	0	0	1	0	0	0	2
Motion Filed	0	0	0	0	0	0	0	0
Notification of Paternity Processed	0	0	0	0	0	0	0	0
Scheduling of Administrative Review	0	0	0	0	0	0	0	0
Scheduling of Foster Care Review	0	0	0	0	0	0	0	0
Unknown	0	0	0	0	0	0	0	0
Does Not Apply	0	0	0	0	0	0	0	0
Other	0	0	0	0	0	0	0	0
Totals	71	1	0	29	2	0	7	110

<u>Dependency/Neglect</u>								
Petition Filed	0	0	0	0	0	0	0	0
Motion Filed	0	0	0	0	0	0	0	0
Citation Processed	0	0	0	0	0	0	0	0
Notification of Paternity Processed	0	0	0	0	0	0	0	0
Scheduling of Judicial Review	0	0	0	0	0	0	0	0
Scheduling of Administrative Review	0	0	0	0	0	0	0	0
Scheduling of Foster Care Review	0	0	0	0	0	0	0	0
Unknown	0	0	0	0	0	0	0	0
Does Not Apply	0	0	0	0	0	0	0	0
Other	0	0	0	0	0	0	0	0
Totals	0	0	0	0	0	0	0	0

<u>Other Violation Proceedings</u>								
Petition Filed	0	0	0	0	0	0	0	0
Motion Filed	0	0	0	0	0	0	0	0
Citation Processed	0	0	0	0	0	0	0	0
Notification of Paternity Processed	0	0	0	0	0	0	0	0
Scheduling of Judicial Review	0	0	0	0	0	0	0	0
Scheduling of Administrative Review	0	0	0	0	0	0	0	0
Scheduling of Foster Care Review	0	0	0	0	0	0	0	0
Unknown	0	0	0	0	0	0	0	0
Does Not Apply	0	0	0	0	0	0	0	0
Other	0	0	0	0	0	0	0	0
Totals	0	0	0	0	0	0	0	0

**TENNESSEE COUNCIL OF JUVENILE AND FAMILY COURT JUDGES
2008 DEKALB COUNTY JUVENILE COURT STATISTICAL DATA**

Intake Actions of Referrals by Class of Offense, Race and Sex for CY 2008

	White Male	African American Male	Other Race Male	White Female	African American Female	Other Race Female	Unknown Race or Sex	Total
<u>Parentage</u>								
Petition Filed	0	0	0	0	0	0	0	0
Motion Filed	0	0	0	0	0	0	0	0
Citation Processed	0	0	0	0	0	0	0	0
Notification of Paternity Processed	0	0	0	0	0	0	0	0
Scheduling of Judicial Review	0	0	0	0	0	0	0	0
Scheduling of Administrative Review	0	0	0	0	0	0	0	0
Scheduling of Foster Care Review	0	0	0	0	0	0	0	0
Unknown	0	0	0	0	0	0	0	0
Does Not Apply	0	0	0	0	0	0	0	0
Other	0	0	0	0	0	0	0	0
Totals	0	0	0	0	0	0	0	0
<u>Special Proceedings</u>								
Petition Filed	0	0	0	0	0	0	0	0
Motion Filed	0	0	0	0	0	0	0	0
Citation Processed	0	0	0	0	0	0	0	0
Notification of Paternity Processed	0	0	0	0	0	0	0	0
Scheduling of Judicial Review	0	0	0	0	0	0	0	0
Scheduling of Administrative Review	0	0	0	0	0	0	0	0
Scheduling of Foster Care Review	0	0	0	0	0	0	0	0
Unknown	0	0	0	0	0	0	0	0
Does Not Apply	0	0	0	0	0	0	0	0
Other	0	0	0	0	0	0	0	0
Totals	0	0	0	0	0	0	0	0
<u>Other</u>								
Petition Filed	0	0	0	0	0	0	0	0
Motion Filed	0	0	0	0	0	0	0	0
Citation Processed	0	0	0	0	0	0	0	0
Notification of Paternity Processed	0	0	0	0	0	0	0	0
Scheduling of Judicial Review	0	0	0	0	0	0	0	0
Scheduling of Administrative Review	0	0	0	0	0	0	0	0
Scheduling of Foster Care Review	0	0	0	0	0	0	0	0
Unknown	0	0	0	0	0	0	0	0
Does Not Apply	0	0	0	0	0	0	0	0
Other	0	0	0	0	0	0	0	0
Totals	0	0	0	0	0	0	0	0
All Intake Action Totals	181	5	0	74	3	0	10	273

**TENNESSEE COUNCIL OF JUVENILE AND FAMILY COURT JUDGES
2008 DEKALB COUNTY JUVENILE COURT STATISTICAL DATA**

Detention Statistics at Referral by Individual Child by Race and Sex for CY 2008

	White Male	African American Male	Other Race Male	White Female	African American Female	Other Race Female	Unknown Race or Sex	Total	% of Total Children
Does Not Apply	124	4	0	53	3	0	8	192	95.05%
Juvenile Detention Facility	5	0	0	2	0	0	1	8	3.96%
Unknown	1	0	0	0	0	0	0	1	0.50%
Other	0	0	0	0	0	0	1	1	0.50%
Non-Secure Placement	0	0	0	0	0	0	0	0	0.00%
Jail - Complete Separation	0	0	0	0	0	0	0	0	0.00%
Jail - Partial Separation	0	0	0	0	0	0	0	0	0.00%
Jail - No Separation	0	0	0	0	0	0	0	0	0.00%
Psychiatric Hospital	0	0	0	0	0	0	0	0	0.00%
Totals	130	4	0	55	3	0	10	202	

Detention Statistics at Referral by Individual Case for CY 2008

	Cases	% of Total Cases
Does Not Apply	226	94.56%
Juvenile Detention Facility	11	4.60%
Unknown	1	0.42%
Other	1	0.42%
Non-Secure Placement	0	0.00%
Jail - Complete Separation	0	0.00%
Jail - Partial Separation	0	0.00%
Jail - No Separation	0	0.00%
Psychiatric Hospital	0	0.00%
	239	100.00%

Detention Statistics above are reported separately by Child and by Case. One child may have multiple cases.

Does Not Apply: Refers to cases not eligible for detention due to the type of Referral or the decision not to detain.

**TENNESSEE COUNCIL OF JUVENILE AND FAMILY COURT JUDGES
2008 DEKALB COUNTY JUVENILE COURT STATISTICAL DATA**

Placement after Secure Detention Hearing by Individual Child by Race and Sex for CY 2008

	White Male	African American Male	Other Race Male	White Female	African American Female	Other Race Female	Unknown Race or Sex	Total	% of Total Children
Does Not Apply	124	4	0	53	3	0	8	192	95.05%
Returned to Prior Living Arr	4	0	0	2	0	0	1	7	3.47%
Unknown	2	0	0	0	0	0	0	2	0.99%
Other	0	0	0	0	0	0	1	1	0.50%
Juvenile Detention Facility	0	0	0	0	0	0	0	0	0.00%
Jail	0	0	0	0	0	0	0	0	0.00%
Shelter / Group Home	0	0	0	0	0	0	0	0	0.00%
Foster Family Home	0	0	0	0	0	0	0	0	0.00%
Psychiatric Hospital	0	0	0	0	0	0	0	0	0.00%
Totals	130	4	0	55	3	0	10	202	

Placement after Secure Detention Hearing by Individual Case for CY 2008

	Cases	% of Total Cases
Does Not Apply	227	94.98%
Returned to Prior Living Arrangement	7	2.93%
Unknown	3	1.26%
Shelter / Group Home	1	0.42%
Other	1	0.42%
Juvenile Detention Facility	0	0.00%
Jail	0	0.00%
Foster Family Home	0	0.00%
Psychiatric Hospital	0	0.00%
	239	100.00%

Detention Statistics above are reported separately by Child and by Case. One child may have multiple cases.

Does Not Apply: Refers to cases not eligible for detention due to the type of Referral or the decision not to detain.

**TENNESSEE COUNCIL OF JUVENILE AND FAMILY COURT JUDGES
2008 DEKALB COUNTY JUVENILE COURT STATISTICAL DATA**

Dispositional Procedures for CY 2008

Procedures used to Dispose or Adjust all Referrals

	Number	% of All Referrals
Formally Adjudicated	198	72.53%
Informally Adjusted	0	0.00%
Transfer to Adult Court Hearings and Charges Cleared	0	0.00%
Otherwise Handled	75	27.47%
	273	100.00%

Referrals Disposed by Formal Adjudicatory Proceedings

	Number	% of All Referrals
Dismissed	116	42.49%
Retired / Nolle Prosequi	0	0.00%
Complaint Substantiated Delinquent	52	19.05%
Complaint Substantiated Status Offender	30	10.99%
Complaint Substantiated Dependent/Neglect	0	0.00%
Complaint Substantiated Abused	0	0.00%
Complaint Substantiated Mentally Ill	0	0.00%
	198	72.53%

Referrals Disposed by Other Actions

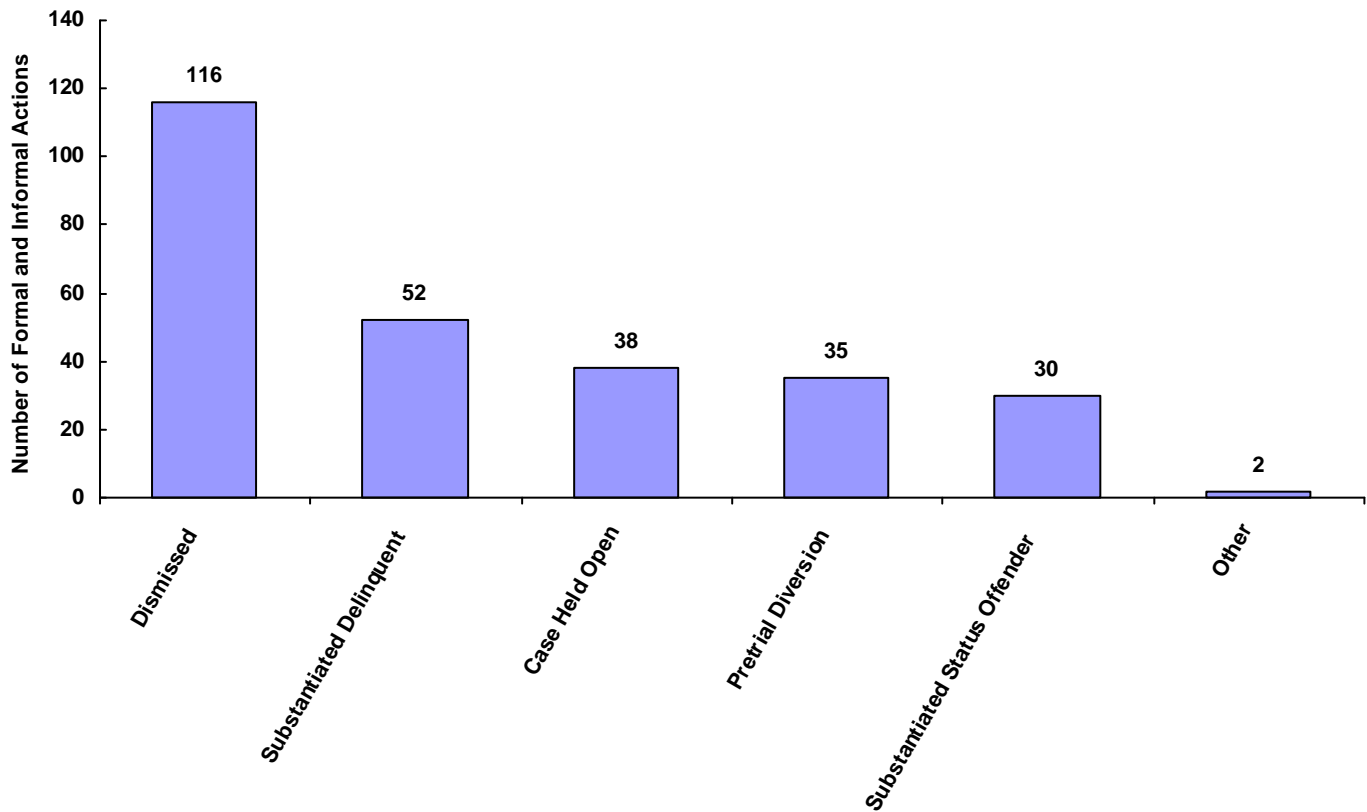
	Number	% of All Referrals
Informal Adjustment	0	0.00%
Transfer to Adult Court Hearing	0	0.00%
Charges Cleared by Transfer to Adult Court	0	0.00%
Pretrial Diversion	35	12.82%
Special Proceeding	0	0.00%
Review Concluded	0	0.00%
Case Held Open	38	13.92%
Other	2	0.73%
Unknown	0	0.00%
	75	27.47%

**TENNESSEE COUNCIL OF JUVENILE AND FAMILY COURT JUDGES
2008 DEKALB COUNTY JUVENILE COURT STATISTICAL DATA**

Formal and Informal Actions by Race and Sex for CY 2008

	White Male	African American Male	Other Race Male	White Female	African American Female	Other Race Female	Unknown Race or Sex	Total	% of Total Referrals
Dismissed	90	3	0	23	0	0	0	116	42.49%
Retired / Nolle Prosequi	0	0	0	0	0	0	0	0	0.00%
Substantiated Delinquent	32	0	0	12	0	0	8	52	19.05%
Substantiated Status Offender	18	0	0	10	1	0	1	30	10.99%
Substantiated Dependent/Neglect	0	0	0	0	0	0	0	0	0.00%
Substantiated Abused	0	0	0	0	0	0	0	0	0.00%
Substantiated Mentally Ill	0	0	0	0	0	0	0	0	0.00%
Informal Adjustment	0	0	0	0	0	0	0	0	0.00%
Pretrial Diversion	16	1	0	15	2	0	1	35	12.82%
Transfer to Adult Court Hearing	0	0	0	0	0	0	0	0	0.00%
Cleared by Transfer to Adult Court	0	0	0	0	0	0	0	0	0.00%
Special Proceeding	0	0	0	0	0	0	0	0	0.00%
Review Concluded	0	0	0	0	0	0	0	0	0.00%
Case Held Open	23	1	0	14	0	0	0	38	13.92%
Unknown	0	0	0	0	0	0	0	0	0.00%
Other	2	0	0	0	0	0	0	2	0.73%
Totals	181	5	0	74	3	0	10	273	

Total Formal and Informal Actions



**TENNESSEE COUNCIL OF JUVENILE AND FAMILY COURT JUDGES
2008 DEKALB COUNTY JUVENILE COURT STATISTICAL DATA**

Formal and Informal Actions by Type of Offense, Race and Sex for CY 2008

	White Male	African American Male	Other Race Male	White Female	African American Female	Other Race Female	Unknown Race or Sex	Total
<u>Delinquent</u>								
Dismissed	61	2	0	18	0	0	0	81
Complaint Substantiated Delinquent	22	0	0	7	0	0	1	30
Pretrial Diversion	13	1	0	10	1	0	1	26
Case Held Open	13	1	0	7	0	0	0	21
Complaint Substantiated Status Offender	0	0	0	3	0	0	1	4
Other	1	0	0	0	0	0	0	1
Retired / Nolle Prosequi	0	0	0	0	0	0	0	0
Complaint Substantiated Dependent/Neglect	0	0	0	0	0	0	0	0
Complaint Substantiated Abused	0	0	0	0	0	0	0	0
Complaint Substantiated Mentally Ill	0	0	0	0	0	0	0	0
Informal Adjustment	0	0	0	0	0	0	0	0
Transfer to Adult Court Hearing	0	0	0	0	0	0	0	0
Charges Cleared by Transfer to Adult Court	0	0	0	0	0	0	0	0
Special Proceeding	0	0	0	0	0	0	0	0
Review Concluded	0	0	0	0	0	0	0	0
Unknown	0	0	0	0	0	0	0	0
Totals	110	4	0	45	1	0	3	163

	White Male	African American Male	Other Race Male	White Female	African American Female	Other Race Female	Unknown Race or Sex	Total
<u>Status</u>								
Dismissed	29	1	0	5	0	0	0	35
Complaint Substantiated Status Offender	18	0	0	7	1	0	0	26
Complaint Substantiated Delinquent	10	0	0	5	0	0	7	22
Case Held Open	10	0	0	7	0	0	0	17
Pretrial Diversion	3	0	0	5	1	0	0	9
Other	1	0	0	0	0	0	0	1
Retired / Nolle Prosequi	0	0	0	0	0	0	0	0
Complaint Substantiated Dependent/Neglect	0	0	0	0	0	0	0	0
Complaint Substantiated Abused	0	0	0	0	0	0	0	0
Complaint Substantiated Mentally Ill	0	0	0	0	0	0	0	0
Informal Adjustment	0	0	0	0	0	0	0	0
Transfer to Adult Court Hearing	0	0	0	0	0	0	0	0
Charges Cleared by Transfer to Adult Court	0	0	0	0	0	0	0	0
Special Proceeding	0	0	0	0	0	0	0	0
Review Concluded	0	0	0	0	0	0	0	0
Unknown	0	0	0	0	0	0	0	0
Totals	71	1	0	29	2	0	7	110

**TENNESSEE COUNCIL OF JUVENILE AND FAMILY COURT JUDGES
2008 DEKALB COUNTY JUVENILE COURT STATISTICAL DATA**

Formal and Informal Actions by Type of Offense, Race and Sex for CY 2008

	White Male	African American Male	Other Race Male	White Female	African American Female	Other Race Female	Unknown Race or Sex	Total
<u>Dependency and Neglect</u>								
Dismissed	0	0	0	0	0	0	0	0
Retired / Nolle Prosequi	0	0	0	0	0	0	0	0
Complaint Substantiated Delinquent	0	0	0	0	0	0	0	0
Complaint Substantiated Status Offender	0	0	0	0	0	0	0	0
Complaint Substantiated Dependent/Neglect	0	0	0	0	0	0	0	0
Complaint Substantiated Abused	0	0	0	0	0	0	0	0
Complaint Substantiated Mentally Ill	0	0	0	0	0	0	0	0
Informal Adjustment	0	0	0	0	0	0	0	0
Pretrial Diversion	0	0	0	0	0	0	0	0
Transfer to Adult Court Hearing	0	0	0	0	0	0	0	0
Charges Cleared by Transfer to Adult Court	0	0	0	0	0	0	0	0
Special Proceeding	0	0	0	0	0	0	0	0
Review Concluded	0	0	0	0	0	0	0	0
Case Held Open	0	0	0	0	0	0	0	0
Unknown	0	0	0	0	0	0	0	0
Other	0	0	0	0	0	0	0	0
Totals	0	0	0	0	0	0	0	0
<u>Other Violations</u>								
Dismissed	0	0	0	0	0	0	0	0
Retired / Nolle Prosequi	0	0	0	0	0	0	0	0
Complaint Substantiated Delinquent	0	0	0	0	0	0	0	0
Complaint Substantiated Status Offender	0	0	0	0	0	0	0	0
Complaint Substantiated Dependent/Neglect	0	0	0	0	0	0	0	0
Complaint Substantiated Abused	0	0	0	0	0	0	0	0
Complaint Substantiated Mentally Ill	0	0	0	0	0	0	0	0
Informal Adjustment	0	0	0	0	0	0	0	0
Pretrial Diversion	0	0	0	0	0	0	0	0
Transfer to Adult Court Hearing	0	0	0	0	0	0	0	0
Charges Cleared by Transfer to Adult Court	0	0	0	0	0	0	0	0
Special Proceeding	0	0	0	0	0	0	0	0
Review Concluded	0	0	0	0	0	0	0	0
Case Held Open	0	0	0	0	0	0	0	0
Unknown	0	0	0	0	0	0	0	0
Other	0	0	0	0	0	0	0	0
Totals	0	0	0	0	0	0	0	0

**TENNESSEE COUNCIL OF JUVENILE AND FAMILY COURT JUDGES
2008 DEKALB COUNTY JUVENILE COURT STATISTICAL DATA**

Formal and Informal Actions by Type of Offense, Race and Sex for CY 2008

	White Male	African American Male	Other Race Male	White Female	African American Female	Other Race Female	Unknown Race or Sex	Total
<u>Special Proceedings</u>								
Dismissed	0	0	0	0	0	0	0	0
Retired / Nolle Prosequi	0	0	0	0	0	0	0	0
Complaint Substantiated Delinquent	0	0	0	0	0	0	0	0
Complaint Substantiated Status Offender	0	0	0	0	0	0	0	0
Complaint Substantiated Dependent/Neglect	0	0	0	0	0	0	0	0
Complaint Substantiated Abused	0	0	0	0	0	0	0	0
Complaint Substantiated Mentally Ill	0	0	0	0	0	0	0	0
Informal Adjustment	0	0	0	0	0	0	0	0
Pretrial Diversion	0	0	0	0	0	0	0	0
Transfer to Adult Court Hearing	0	0	0	0	0	0	0	0
Charges Cleared by Transfer to Adult Court	0	0	0	0	0	0	0	0
Special Proceeding	0	0	0	0	0	0	0	0
Review Concluded	0	0	0	0	0	0	0	0
Case Held Open	0	0	0	0	0	0	0	0
Unknown	0	0	0	0	0	0	0	0
Other	0	0	0	0	0	0	0	0
Totals	0	0	0	0	0	0	0	0
<u>Other</u>								
Dismissed	0	0	0	0	0	0	0	0
Retired / Nolle Prosequi	0	0	0	0	0	0	0	0
Complaint Substantiated Delinquent	0	0	0	0	0	0	0	0
Complaint Substantiated Status Offender	0	0	0	0	0	0	0	0
Complaint Substantiated Dependent/Neglect	0	0	0	0	0	0	0	0
Complaint Substantiated Abused	0	0	0	0	0	0	0	0
Complaint Substantiated Mentally Ill	0	0	0	0	0	0	0	0
Informal Adjustment	0	0	0	0	0	0	0	0
Pretrial Diversion	0	0	0	0	0	0	0	0
Transfer to Adult Court Hearing	0	0	0	0	0	0	0	0
Charges Cleared by Transfer to Adult Court	0	0	0	0	0	0	0	0
Special Proceeding	0	0	0	0	0	0	0	0
Review Concluded	0	0	0	0	0	0	0	0
Case Held Open	0	0	0	0	0	0	0	0
Unknown	0	0	0	0	0	0	0	0
Other	0	0	0	0	0	0	0	0
Totals	0	0	0	0	0	0	0	0
All Action Totals	181	5	0	74	3	0	10	273

**TENNESSEE COUNCIL OF JUVENILE AND FAMILY COURT JUDGES
2008 DEKALB COUNTY JUVENILE COURT STATISTICAL DATA**

Formal and Informal Actions by Class of Referral, Race and Sex for CY 2008

	White Male	African American Male	Other Race Male	White Female	African American Female	Other Race Female	Unknown Race or Sex	Total
<u>Offenses Against Persons</u>								
Case Held Open	3	0	0	2	0	0	0	5
Dismissed	4	0	0	0	0	0	0	4
Complaint Substantiated Delinquent	2	0	0	0	0	0	1	3
Pretrial Diversion	0	1	0	0	1	0	0	2
Complaint Substantiated Status Offender	0	0	0	1	0	0	0	1
Retired / Nolle Prosequi	0	0	0	0	0	0	0	0
Complaint Substantiated Dependent/Neglect	0	0	0	0	0	0	0	0
Complaint Substantiated Abused	0	0	0	0	0	0	0	0
Complaint Substantiated Mentally Ill	0	0	0	0	0	0	0	0
Informal Adjustment	0	0	0	0	0	0	0	0
Transfer to Adult Court Hearing	0	0	0	0	0	0	0	0
Charges Cleared by Transfer to Adult Court	0	0	0	0	0	0	0	0
Special Proceeding	0	0	0	0	0	0	0	0
Review Concluded	0	0	0	0	0	0	0	0
Unknown	0	0	0	0	0	0	0	0
Other	0	0	0	0	0	0	0	0
Totals	9	1	0	3	1	0	1	15

<u>Offenses Against Property</u>								
Complaint Substantiated Delinquent	5	0	0	1	0	0	0	6
Pretrial Diversion	3	0	0	1	0	0	0	4
Dismissed	2	0	0	0	0	0	0	2
Complaint Substantiated Status Offender	0	0	0	0	0	0	1	1
Case Held Open	1	0	0	0	0	0	0	1
Retired / Nolle Prosequi	0	0	0	0	0	0	0	0
Complaint Substantiated Dependent/Neglect	0	0	0	0	0	0	0	0
Complaint Substantiated Abused	0	0	0	0	0	0	0	0
Complaint Substantiated Mentally Ill	0	0	0	0	0	0	0	0
Informal Adjustment	0	0	0	0	0	0	0	0
Transfer to Adult Court Hearing	0	0	0	0	0	0	0	0
Charges Cleared by Transfer to Adult Court	0	0	0	0	0	0	0	0
Special Proceeding	0	0	0	0	0	0	0	0
Review Concluded	0	0	0	0	0	0	0	0
Unknown	0	0	0	0	0	0	0	0
Other	0	0	0	0	0	0	0	0
Totals	11	0	0	2	0	0	1	14

**TENNESSEE COUNCIL OF JUVENILE AND FAMILY COURT JUDGES
2008 DEKALB COUNTY JUVENILE COURT STATISTICAL DATA**

Formal and Informal Actions by Class of Referral, Race and Sex for CY 2008

	White Male	African American Male	Other Race Male	White Female	African American Female	Other Race Female	Unknown Race or Sex	Total
<u>Illegal Conduct</u>								
Dismissed	55	2	0	18	0	0	0	75
Complaint Substantiated Delinquent	15	0	0	6	0	0	0	21
Pretrial Diversion	10	0	0	9	0	0	1	20
Case Held Open	9	1	0	5	0	0	0	15
Complaint Substantiated Status Offender	0	0	0	2	0	0	0	2
Other	1	0	0	0	0	0	0	1
Retired / Nolle Prosequi	0	0	0	0	0	0	0	0
Complaint Substantiated Dependent/Neglect	0	0	0	0	0	0	0	0
Complaint Substantiated Abused	0	0	0	0	0	0	0	0
Complaint Substantiated Mentally Ill	0	0	0	0	0	0	0	0
Informal Adjustment	0	0	0	0	0	0	0	0
Transfer to Adult Court Hearing	0	0	0	0	0	0	0	0
Charges Cleared by Transfer to Adult Court	0	0	0	0	0	0	0	0
Special Proceeding	0	0	0	0	0	0	0	0
Review Concluded	0	0	0	0	0	0	0	0
Unknown	0	0	0	0	0	0	0	0
Totals	90	3	0	40	0	0	1	134

Status Offenses

Dismissed	29	1	0	5	0	0	0	35
Complaint Substantiated Status Offender	18	0	0	7	1	0	0	26
Complaint Substantiated Delinquent	10	0	0	5	0	0	7	22
Case Held Open	10	0	0	7	0	0	0	17
Pretrial Diversion	3	0	0	5	1	0	0	9
Other	1	0	0	0	0	0	0	1
Retired / Nolle Prosequi	0	0	0	0	0	0	0	0
Complaint Substantiated Dependent/Neglect	0	0	0	0	0	0	0	0
Complaint Substantiated Abused	0	0	0	0	0	0	0	0
Complaint Substantiated Mentally Ill	0	0	0	0	0	0	0	0
Informal Adjustment	0	0	0	0	0	0	0	0
Transfer to Adult Court Hearing	0	0	0	0	0	0	0	0
Charges Cleared by Transfer to Adult Court	0	0	0	0	0	0	0	0
Special Proceeding	0	0	0	0	0	0	0	0
Review Concluded	0	0	0	0	0	0	0	0
Unknown	0	0	0	0	0	0	0	0
Totals	71	1	0	29	2	0	7	110

**TENNESSEE COUNCIL OF JUVENILE AND FAMILY COURT JUDGES
2008 DEKALB COUNTY JUVENILE COURT STATISTICAL DATA**

Formal and Informal Actions by Class of Referral, Race and Sex for CY 2008

	White Male	African American Male	Other Race Male	White Female	African American Female	Other Race Female	Unknown Race or Sex	Total
<u>Dependency/Neglect</u>								
Dismissed	0	0	0	0	0	0	0	0
Retired / Nolle Prosequi	0	0	0	0	0	0	0	0
Complaint Substantiated Delinquent	0	0	0	0	0	0	0	0
Complaint Substantiated Status Offender	0	0	0	0	0	0	0	0
Complaint Substantiated Dependent/Neglect	0	0	0	0	0	0	0	0
Complaint Substantiated Abused	0	0	0	0	0	0	0	0
Complaint Substantiated Mentally Ill	0	0	0	0	0	0	0	0
Informal Adjustment	0	0	0	0	0	0	0	0
Pretrial Diversion	0	0	0	0	0	0	0	0
Transfer to Adult Court Hearing	0	0	0	0	0	0	0	0
Charges Cleared by Transfer to Adult Court	0	0	0	0	0	0	0	0
Special Proceeding	0	0	0	0	0	0	0	0
Review Concluded	0	0	0	0	0	0	0	0
Case Held Open	0	0	0	0	0	0	0	0
Unknown	0	0	0	0	0	0	0	0
Other	0	0	0	0	0	0	0	0
Totals	0	0	0	0	0	0	0	0

Other Violation Proceedings

Dismissed	0	0	0	0	0	0	0	0
Retired / Nolle Prosequi	0	0	0	0	0	0	0	0
Complaint Substantiated Delinquent	0	0	0	0	0	0	0	0
Complaint Substantiated Status Offender	0	0	0	0	0	0	0	0
Complaint Substantiated Dependent/Neglect	0	0	0	0	0	0	0	0
Complaint Substantiated Abused	0	0	0	0	0	0	0	0
Complaint Substantiated Mentally Ill	0	0	0	0	0	0	0	0
Informal Adjustment	0	0	0	0	0	0	0	0
Pretrial Diversion	0	0	0	0	0	0	0	0
Transfer to Adult Court Hearing	0	0	0	0	0	0	0	0
Charges Cleared by Transfer to Adult Court	0	0	0	0	0	0	0	0
Special Proceeding	0	0	0	0	0	0	0	0
Review Concluded	0	0	0	0	0	0	0	0
Case Held Open	0	0	0	0	0	0	0	0
Unknown	0	0	0	0	0	0	0	0
Other	0	0	0	0	0	0	0	0
Totals	0	0	0	0	0	0	0	0

**TENNESSEE COUNCIL OF JUVENILE AND FAMILY COURT JUDGES
2008 DEKALB COUNTY JUVENILE COURT STATISTICAL DATA**

Formal and Informal Actions by Class of Referral, Race and Sex for CY 2008

	White Male	African American Male	Other Race Male	White Female	African American Female	Other Race Female	Unknown Race or Sex	Total
<u>Parentage</u>								
Dismissed	0	0	0	0	0	0	0	0
Retired / Nolle Prosequi	0	0	0	0	0	0	0	0
Complaint Substantiated Delinquent	0	0	0	0	0	0	0	0
Complaint Substantiated Status Offender	0	0	0	0	0	0	0	0
Complaint Substantiated Dependent/Neglect	0	0	0	0	0	0	0	0
Complaint Substantiated Abused	0	0	0	0	0	0	0	0
Complaint Substantiated Mentally Ill	0	0	0	0	0	0	0	0
Informal Adjustment	0	0	0	0	0	0	0	0
Pretrial Diversion	0	0	0	0	0	0	0	0
Transfer to Adult Court Hearing	0	0	0	0	0	0	0	0
Charges Cleared by Transfer to Adult Court	0	0	0	0	0	0	0	0
Special Proceeding	0	0	0	0	0	0	0	0
Review Concluded	0	0	0	0	0	0	0	0
Case Held Open	0	0	0	0	0	0	0	0
Unknown	0	0	0	0	0	0	0	0
Other	0	0	0	0	0	0	0	0
Totals	0	0	0	0	0	0	0	0

<u>Special Proceedings</u>								
Dismissed	0	0	0	0	0	0	0	0
Retired / Nolle Prosequi	0	0	0	0	0	0	0	0
Complaint Substantiated Delinquent	0	0	0	0	0	0	0	0
Complaint Substantiated Status Offender	0	0	0	0	0	0	0	0
Complaint Substantiated Dependent/Neglect	0	0	0	0	0	0	0	0
Complaint Substantiated Abused	0	0	0	0	0	0	0	0
Complaint Substantiated Mentally Ill	0	0	0	0	0	0	0	0
Informal Adjustment	0	0	0	0	0	0	0	0
Pretrial Diversion	0	0	0	0	0	0	0	0
Transfer to Adult Court Hearing	0	0	0	0	0	0	0	0
Charges Cleared by Transfer to Adult Court	0	0	0	0	0	0	0	0
Special Proceeding	0	0	0	0	0	0	0	0
Review Concluded	0	0	0	0	0	0	0	0
Case Held Open	0	0	0	0	0	0	0	0
Unknown	0	0	0	0	0	0	0	0
Other	0	0	0	0	0	0	0	0
Totals	0	0	0	0	0	0	0	0

**TENNESSEE COUNCIL OF JUVENILE AND FAMILY COURT JUDGES
2008 DEKALB COUNTY JUVENILE COURT STATISTICAL DATA**

Formal and Informal Actions by Class of Referral, Race and Sex for CY 2008

	White Male	African American Male	Other Race Male	White Female	African American Female	Other Race Female	Unknown Race or Sex	Total
Other								
Dismissed	0	0	0	0	0	0	0	0
Retired / Nolle Prosequi	0	0	0	0	0	0	0	0
Complaint Substantiated Delinquent	0	0	0	0	0	0	0	0
Complaint Substantiated Status Offender	0	0	0	0	0	0	0	0
Complaint Substantiated Dependent/Neglect	0	0	0	0	0	0	0	0
Complaint Substantiated Abused	0	0	0	0	0	0	0	0
Complaint Substantiated Mentally Ill	0	0	0	0	0	0	0	0
Informal Adjustment	0	0	0	0	0	0	0	0
Pretrial Diversion	0	0	0	0	0	0	0	0
Transfer to Adult Court Hearing	0	0	0	0	0	0	0	0
Charges Cleared by Transfer to Adult Court	0	0	0	0	0	0	0	0
Special Proceeding	0	0	0	0	0	0	0	0
Review Concluded	0	0	0	0	0	0	0	0
Case Held Open	0	0	0	0	0	0	0	0
Unknown	0	0	0	0	0	0	0	0
Other	0	0	0	0	0	0	0	0
Totals	0	0	0	0	0	0	0	0
All Action Totals	181	5	0	74	3	0	10	273

**TENNESSEE COUNCIL OF JUVENILE AND FAMILY COURT JUDGES
2008 DEKALB COUNTY JUVENILE COURT STATISTICAL DATA**

**Children Transferred to Adult Court by Age at Disposition Date, Race and Sex for CY 2008
Total Children = 202**

	White Male	African American Male	Other Race Male	White Female	African American Female	Other Race Female	Unknown Race or Sex	Total	% of All Children Referred
Age Under 1	0	0	0	0	0	0	0	0	0.00%
Age 1	0	0	0	0	0	0	0	0	0.00%
Age 2	0	0	0	0	0	0	0	0	0.00%
Age 3	0	0	0	0	0	0	0	0	0.00%
Age 4	0	0	0	0	0	0	0	0	0.00%
Age 5	0	0	0	0	0	0	0	0	0.00%
Age 6	0	0	0	0	0	0	0	0	0.00%
Age 7	0	0	0	0	0	0	0	0	0.00%
Age 8	0	0	0	0	0	0	0	0	0.00%
Age 9	0	0	0	0	0	0	0	0	0.00%
Age 10	0	0	0	0	0	0	0	0	0.00%
Age 11	0	0	0	0	0	0	0	0	0.00%
Age 12	0	0	0	0	0	0	0	0	0.00%
Age 13	0	0	0	0	0	0	0	0	0.00%
Age 14	0	0	0	0	0	0	0	0	0.00%
Age 15	0	0	0	0	0	0	0	0	0.00%
Age 16	0	0	0	0	0	0	0	0	0.00%
Age 17	0	0	0	0	0	0	0	0	0.00%
Age 18	0	0	0	0	0	0	0	0	0.00%
Age 19 and Over	0	0	0	0	0	0	0	0	0.00%
Totals	0	0	0	0	0	0	0	0	

Total Children Transferred to Adult Court

**TENNESSEE COUNCIL OF JUVENILE AND FAMILY COURT JUDGES
2008 DEKALB COUNTY JUVENILE COURT STATISTICAL DATA**

Outcomes by Type Of Disposition, Race and Sex for CY 2008

	White Male	African American Male	Other Race Male	White Female	African American Female	Other Race Female	Unknown Race or Sex	Total
<u>General Action Codes</u>								
Public Service	29	1	0	22	3	0	7	62
Referred to Defensive Driving School	28	1	0	14	0	0	0	43
Referral to Juvenile Court Educ-Based Pgm	32	1	0	4	2	0	1	40
Case Dismissed	29	2	0	5	0	0	0	36
Supervision / Probation to Juvenile Court	6	1	0	8	2	0	1	18
House Arrest	4	1	0	6	2	0	1	14
Held Open For Review	9	1	0	1	0	0	0	11
Referred for Alcohol and Drug Counseling	1	0	0	0	0	0	1	2
Fine	1	0	0	1	0	0	0	2
Warned / Counseled	1	0	0	0	0	0	0	1
Probation to Parents	0	0	0	1	0	0	0	1
Referred for Mental Health Counseling	0	0	0	1	0	0	0	1
Placement with Relative / Other Individual	0	0	0	1	0	0	0	1
Case Retired or Nolle Prosequi	0	0	0	0	0	0	0	0
Referral to Another Entity for Superv/Servc	0	0	0	0	0	0	0	0
Referred to Alternative School	0	0	0	0	0	0	0	0
Referred to Private Child Agency	0	0	0	0	0	0	0	0
Referred to Alcohol Safety School	0	0	0	0	0	0	0	0
Driver's License Held Informally	0	0	0	0	0	0	0	0
Voluntary Placement with DMHMR	0	0	0	0	0	0	0	0
Private Mental Health Placement	0	0	0	0	0	0	0	0
Private MR Placement	0	0	0	0	0	0	0	0
Placement with City/Cnty Agcy/Facility	0	0	0	0	0	0	0	0
Restitution	0	0	0	0	0	0	0	0
Runaway Returned	0	0	0	0	0	0	0	0
No Contact Order	0	0	0	0	0	0	0	0
Injunction Other than No Contact Order	0	0	0	0	0	0	0	0
Court Defined Curfew	0	0	0	0	0	0	0	0
Dismissed from Informal Adjustment	0	0	0	0	0	0	0	0
Dismissed from Pretrial Diversion	0	0	0	0	0	0	0	0
Released from Probation	0	0	0	0	0	0	0	0
Totals	140	8	0	64	9	0	11	232

**TENNESSEE COUNCIL OF JUVENILE AND FAMILY COURT JUDGES
2008 DEKALB COUNTY JUVENILE COURT STATISTICAL DATA**

Outcomes by Type Of Disposition, Race and Sex for CY 2008

	White Male	African American Male	Other Race Male	White Female	African American Female	Other Race Female	Unknown Race or Sex	Total
<u>Formal Action Codes</u>								
DCS Commitment - Custody	12	0	0	2	0	0	1	15
DCS Probation	8	0	0	3	0	0	0	11
DCS Intensive Probation	3	0	0	2	0	0	0	5
Placed Under a Valid Court Order	1	0	0	2	0	0	0	3
Other Intensive Probation	0	0	0	1	0	0	0	1
Transfer to Another Juvenile Court for Dispo	1	0	0	0	0	0	0	1
Transferred to Adult Court	0	0	0	0	0	0	0	0
DMHMR Involuntary Commitment	0	0	0	0	0	0	0	0
DCS Commitment - Determinate	0	0	0	0	0	0	0	0
DCS Commitment - Suspended	0	0	0	0	0	0	0	0
Supervision by DCS	0	0	0	0	0	0	0	0
Parental Rights Terminated	0	0	0	0	0	0	0	0
Parental Rights Not Terminated	0	0	0	0	0	0	0	0
Totals	25	0	0	10	0	0	1	36

Special Proceedings

Order of Reference to DCS	0	0	0	0	0	0	0	0
Court Costs	0	0	0	0	0	0	0	0
Foster Care Terminated	0	0	0	0	0	0	0	0
Foster Care Continued	0	0	0	0	0	0	0	0
Custody Changed	0	0	0	0	0	0	0	0
Custody Unchanged	0	0	0	0	0	0	0	0
Visitation Changed	0	0	0	0	0	0	0	0
Visitation Unchanged	0	0	0	0	0	0	0	0
Voluntary Acknowledgement of Paternity	0	0	0	0	0	0	0	0
Paternity Determined / Child Legitimated	0	0	0	0	0	0	0	0
Paternity Not Determ/Child Not Legitimated	0	0	0	0	0	0	0	0
Child Support Granted	0	0	0	0	0	0	0	0
Child Support Amended	0	0	0	0	0	0	0	0
Child Support Denied	0	0	0	0	0	0	0	0
Child Support Terminated	0	0	0	0	0	0	0	0
Request for Medical Treatment Granted	0	0	0	0	0	0	0	0
Request for Medical Treatment Denied	0	0	0	0	0	0	0	0
Consent to Marry Granted	0	0	0	0	0	0	0	0
Consent to Marry Denied	0	0	0	0	0	0	0	0
Totals	0	0	0	0	0	0	0	0

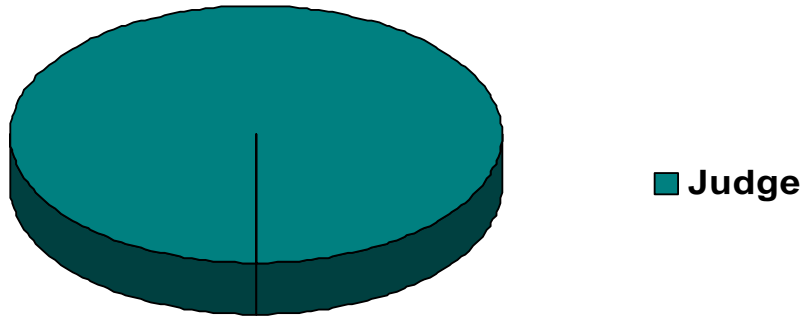
Other Outcome Codes

Other	0	0	0	0	0	0	0	0
Totals	0	0	0	0	0	0	0	0

All Outcome Totals	165	8	0	74	9	0	12	268
---------------------------	------------	----------	----------	-----------	----------	----------	-----------	------------

TENNESSEE COUNCIL OF JUVENILE AND FAMILY COURT JUDGES
2008 DEKALB COUNTY JUVENILE COURT STATISTICAL DATA

Breakdown of Referrals by Court Personnel Executing the Action in CY 2008



	Referrals	% of Referrals
Judge	273	100.00%
Referee	0	0.00%
YSO	0	0.00%
Other	0	0.00%
Total	273	100.00%