

2008

State of Tennessee

Annual Juvenile Court Statistical Report

Grainger County Breakdown

TABLE OF CONTENTS

Report Numbers Listed Below are shown at the Bottom of each Report, followed by the Report Page Number

	Report Number
Juvenile Court Referral Process	
Chart – The Juvenile Court Referral Process	1
Chart – Delinquent, Dependent/Neglect/Abuse, and Status/Unruly Referrals	2
Chart – Referrals by Type of Offense	3
Chart – Referrals for Status/Unruly Offenses	4
Children and Referral Counts by Race and Sex	
Table – Children with Delinquent Referrals by Race and Sex	5
Table – Children with Status/Unruly Referrals by Race and Sex	5
Table – Children with Dependency/Neglect/Abuse Allegations by Race and Sex	5
Table – Referrals Delinquent Referrals by Race and Sex	6
Table – Referrals Status/Unruly Referrals by Race and Sex	6
Table – Referrals Dependency/Neglect/Abuse Allegations by Race and Sex	6
Table/Chart – Referrals by Age Group, Race and Sex	7
Table/Chart – Children Referred by Age, Race and Sex	8
Table/Chart – Children Referred by Race and Sex	9
Table/Chart – Children of Hispanic Origin by Race and Sex	10
Table – Referrals by Type of Offense, Age Group, Race and Sex	11
Living Arrangement of the Child at Time of Referral	
Table/Chart – Living Arrangement at Time of Referral by Race and Sex	12
School Status of Individual Children at Time of Referral to Juvenile Court	
Table – Last Grade Completed by Children by Race and Sex	13
Table – Children Enrolled in School	13
Table – Children Enrolled in Special Education	13
Referral Information by Race, Sex and Class of Referral/Offense	
Table/Chart – Class of Referrals by Race and Sex	14
Table - Referrals by Class and Type of Offense by Race and Sex	15
Referral Reasons by Type, Race and Sex	
Table – Referral Reasons by Type of Offense, Race and Sex	16
Table – Top 4 Referral Reasons by Sex and Race	17
Table – Top 4 Referral Reasons by Sex, Race and Type of Offense	18
Source of Referrals to the Juvenile Court	
Table – Source of Referrals by Race and Sex	19
Table – Six Most Frequent Referral Reasons by Source, Race and Sex	20
Table – Source of Referrals by Type of Offense, Race and Sex	21
Children Referred with Weapons Charges	
Table/Chart – Children Referred for Unlawful Carrying/Possession of a Weapon by Age, Race and Sex	22
Table/Chart – Children Referred for Carrying Weapons on School Property	23
Intake Actions at Referral	
Table/Chart – Intake Actions at Referral by Race and Sex	24
Table/Chart – Intake Actions of Referrals by Class of Offense, Race and Sex	25

TABLE OF CONTENTS


Report Numbers Listed Below are shown at the Bottom of each Report, followed by the Report Page Number

	Report Number
Detention Statistics at Referral	
Table – Detention Statistics at Referral by Individual Child by Race and Sex	26
Table – Detention Statistics at Referral by Individual Case	26
Table – Placement After Secure Detention Hearing by Individual Child by Race and Sex	27
Table – Placement After Secure Detention Hearing by Individual Case	27
Dispositional Procedures	
Table – Procedures used to Dispose or Adjust All Referrals	28
Table – Referrals Disposed by Formal Adjudicatory Proceedings	28
Table – Referrals Disposed by Other Actions	28
Formal and Informal Actions	
Table/Chart – Formal and Informal Actions by Race and Sex	29
Table – Formal and Informal Actions by Type of Offense, Race and Sex	30
Table – Formal and Informal Actions by Class of Referral, Race and Sex	31
Children Transferred to Adult Court	
Table/Chart – Children Transferred to Adult Court by Age, Race and Sex	32
Outcomes by Type of Disposition	
Table – Outcomes by Type of Disposition, Race and Sex	33
Juvenile Court Referrals Disposed County-Wide Based on Number of Referrals	
Table/Chart – Breakdown of Referrals by Court Personnel Executing the Action	34

**TENNESSEE COUNCIL OF JUVENILE AND FAMILY COURT JUDGES
2008 GRAINGER COUNTY JUVENILE COURT STATISTICAL DATA**


The Juvenile Court Referral Process for CY 2008

Delinquent 156	Status 121	Dependency and Neglect 95	Other Violations 0	Special Proceedings 127	Parentage 354	Other 72
--------------------------	----------------------	-------------------------------------	------------------------------	-----------------------------------	-------------------------	--------------------



Parents, Victims, School, Relatives, State Dept, etc.
807

Law Enforcement
118



Formal Adjudications
379



Juvenile Court System Outcomes / Dispositions
1,075

Transfer to Adult Court Hearing
0

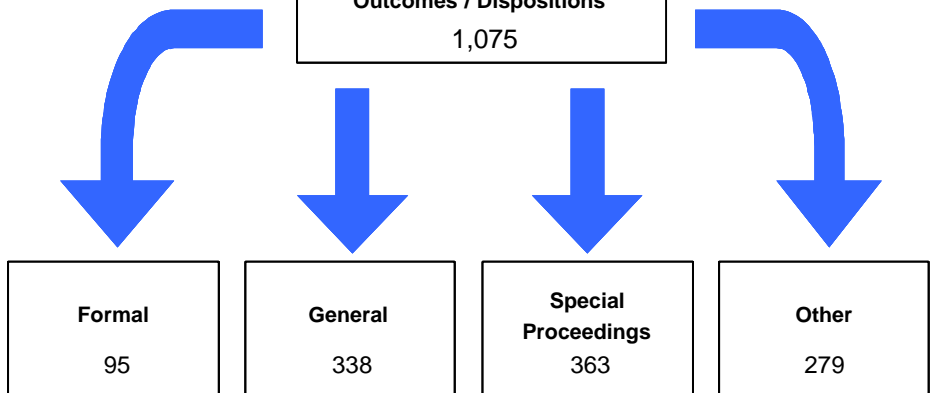
Charges Cleared By Transfer to Adult Court
0

Special Proceeding
51

Review Concluded
150

Case Held Open
87

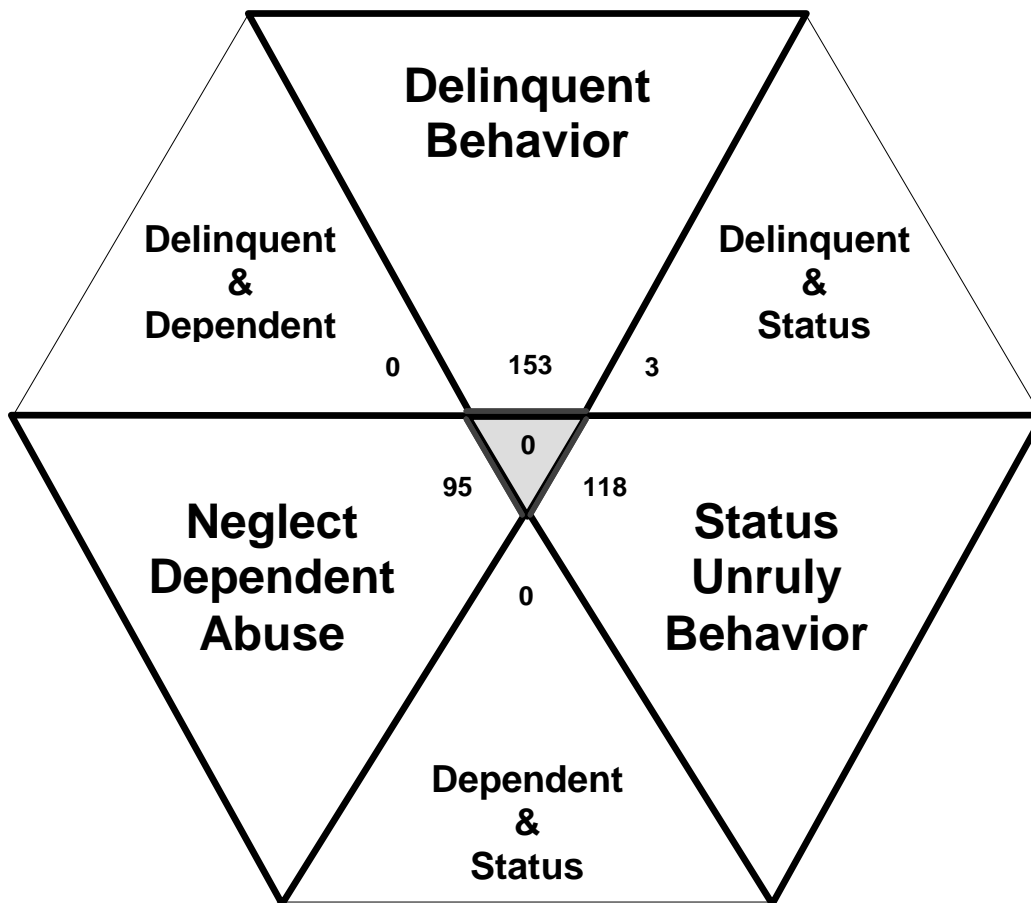
Other
255



**TENNESSEE COUNCIL OF JUVENILE AND FAMILY COURT JUDGES
2008 GRAINGER COUNTY JUVENILE COURT STATISTICAL DATA**

Delinquent, Dependent/Neglect/Abuse, and Status/Unruly Referrals for CY 2008

Total = 369



The remaining referrals are for:
Custody, Visitation, Paternity/Legitimation, Child Support,
Special Procedures and Other Referrals

Each child may be counted
in more than one category

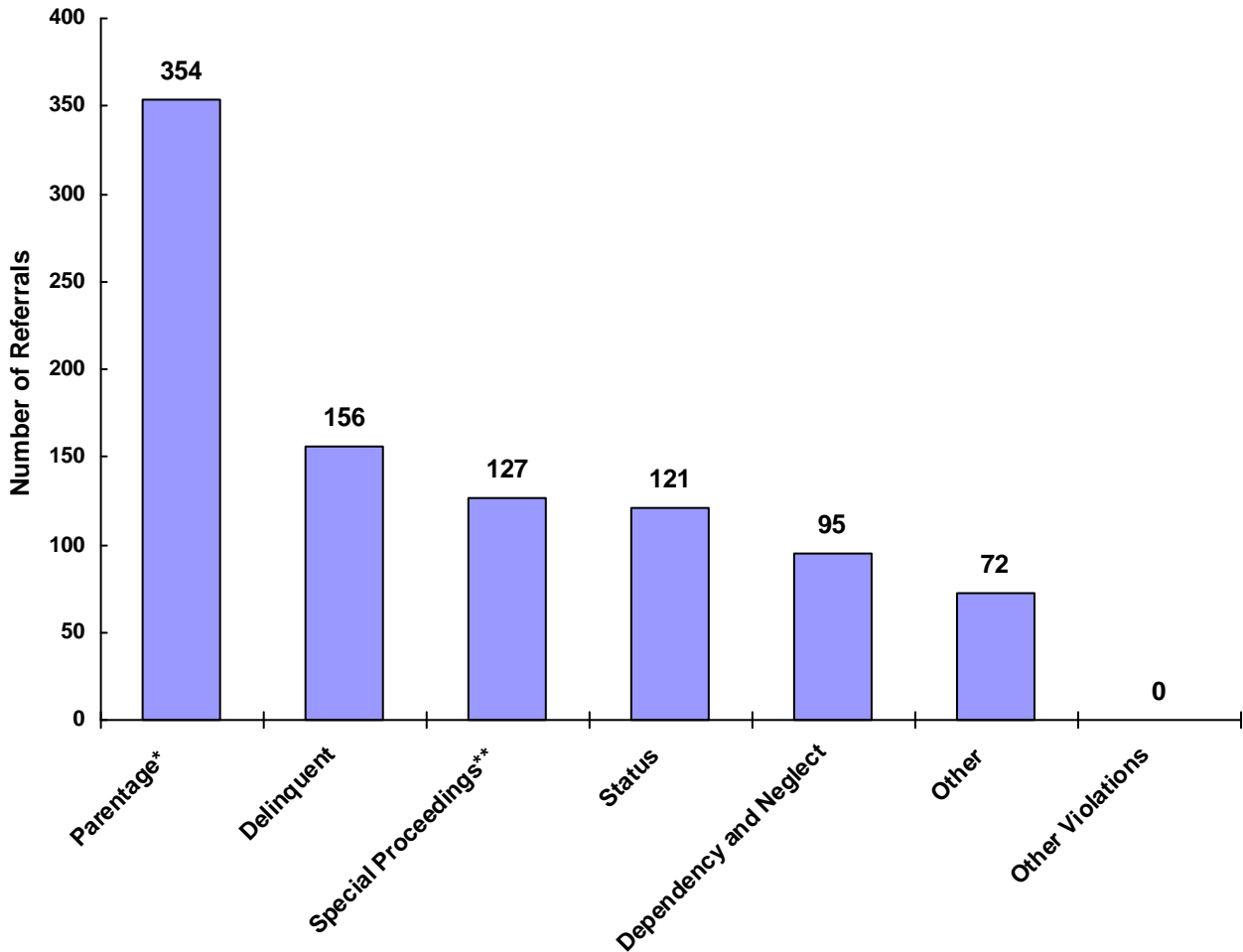
Total number of individual children for ALL referrals
disposed by juvenile courts during CY 2008 equals 890

Children can have referrals in multiple categories. The drawing above shows that in the year 2008 there were 153 referrals to Grainger County Juvenile Court for children with only delinquent offenses, 118 for those with only status/unruly behavior, and 95 for children with neglect, dependent or abuse referrals during the calendar year. There were 3 referrals for children that had a delinquent AND a status/unruly referral. There were 0 referrals for children with both delinquent behavior AND a neglect, dependent or abuse allegation. There were 0 referrals for children that had both a status/unruly referral AND a neglect, dependent or abuse allegation. Also, there were 0 referrals for children that had a delinquent referral, a status/unruly referral AND a neglect, dependent or abuse allegation.

**TENNESSEE COUNCIL OF JUVENILE AND FAMILY COURT JUDGES
2008 GRAINGER COUNTY JUVENILE COURT STATISTICAL DATA**

Referrals by Type of Offense in CY 2008

Total Referrals = 925



* Parentage includes: Custody, Visitation, Paternity/Legitimation and Child Support

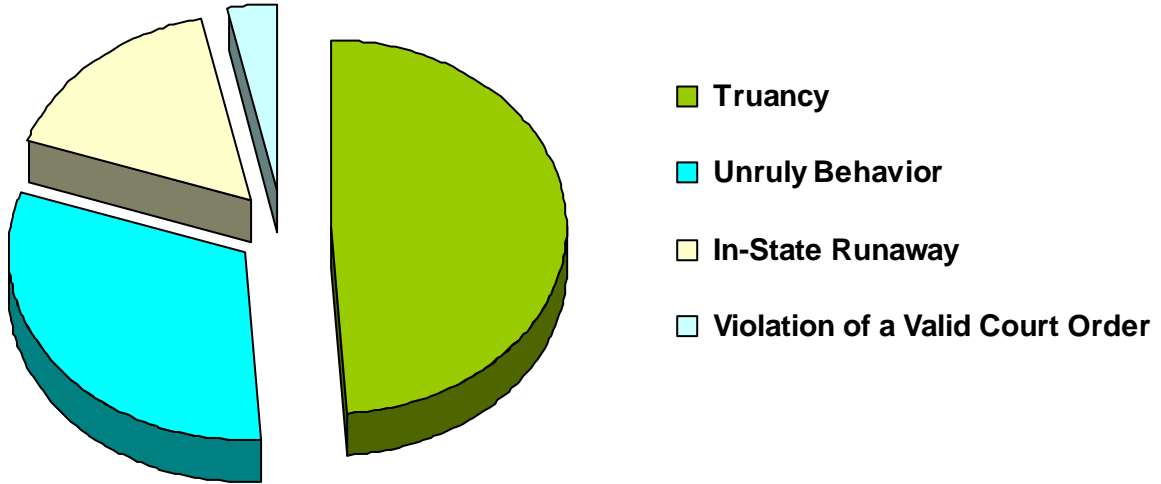
**Special Proceedings include: Judicial Review, Administrative Review, Foster Care Review, Request for Medical Treatment and Consent to Marry

Information from the Juvenile Court represents a total of 890 children and 907 cases that were reported to the TCJFCJ.

A Status offense is an offense committed by a child that if committed by an adult, would not be considered an offense or unlawful act. An example of this is smoking when not legally an adult.

**TENNESSEE COUNCIL OF JUVENILE AND FAMILY COURT JUDGES
2008 GRAINGER COUNTY JUVENILE COURT STATISTICAL DATA**

**Referrals for Status/Unruly Offenses in CY 2008
Total Status/Unruly Referrals = 121**



Referral Reason	Count	Percent
Truancy	59	48.76%
Unruly Behavior	38	31.40%
In-State Runaway	20	16.53%
Violation of a Valid Court Order	4	3.31%
Violation of Curfew	0	0.00%
Possession of Tobacco Products	0	0.00%
Out-of-State Runaway	0	0.00%
Total	121	

**TENNESSEE COUNCIL OF JUVENILE AND FAMILY COURT JUDGES
2008 GRAINGER COUNTY JUVENILE COURT STATISTICAL DATA**

Children* with Delinquent Referrals by Race and Sex for CY 2008

	White	African American	Native American	Asian	Mixed Race	Unknown Race	Total
Male	111	0	0	0	0	3	114
Female	27	0	0	0	0	1	28
Unknown Sex	0	0	0	0	0	0	
Totals	138	0	0	0	0	4	142

Children* with Status/Unruly Referrals by Race and Sex for CY 2008

	White	African American	Native American	Asian	Mixed Race	Unknown Race	Total
Male	60	0	0	0	0	0	60
Female	53	0	0	0	1	0	54
Unknown Sex	0	0	0	0	0	0	
Totals	113	0	0	0	1	0	114

Children* with Dependency/Neglect/Abuse Allegations by Race and Sex for CY 2008

	White	African American	Native American	Asian	Mixed Race	Unknown Race	Total
Male	44	2	0	0	0	0	46
Female	42	2	0	0	1	0	45
Unknown Sex	0	0	0	0	0	0	
Totals	86	4	0	0	1	0	91

* A child may be counted in more than one category

**TENNESSEE COUNCIL OF JUVENILE AND FAMILY COURT JUDGES
2008 GRAINGER COUNTY JUVENILE COURT STATISTICAL DATA**

Delinquent Referrals by Race and Sex for CY 2008

	White	African American	Native American	Asian	Mixed Race	Unknown Race	Total
Male	124	0	0	0	0	3	127
Female	28	0	0	0	0	1	29
Unknown Sex	0	0	0	0	0	0	0
Totals	152	0	0	0	0	4	156

Status/Unruly Referrals by Race and Sex for CY 2008

	White	African American	Native American	Asian	Mixed Race	Unknown Race	Total
Male	66	0	0	0	0	0	66
Female	54	0	0	0	1	0	55
Unknown Sex	0	0	0	0	0	0	0
Totals	120	0	0	0	1	0	121

Dependency/Neglect/Abuse Allegations by Race and Sex for CY 2008

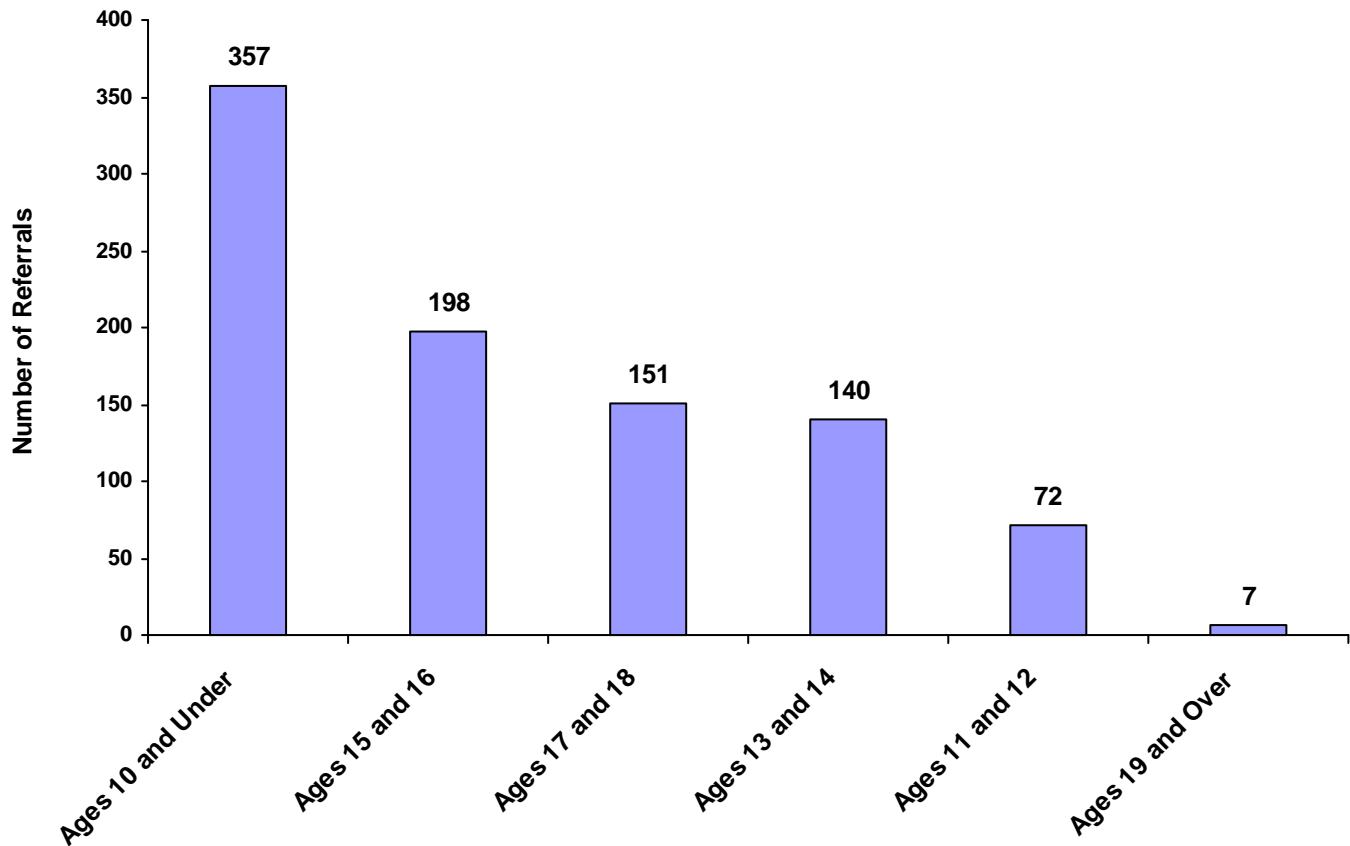
	White	African American	Native American	Asian	Mixed Race	Unknown Race	Total
Male	46	2	0	0	0	0	48
Female	44	2	0	0	1	0	47
Unknown Sex	0	0	0	0	0	0	0
Totals	90	4	0	0	1	0	95

**TENNESSEE COUNCIL OF JUVENILE AND FAMILY COURT JUDGES
2008 GRAINGER COUNTY JUVENILE COURT STATISTICAL DATA**

Referrals by Age Group, Race and Sex for CY 2008

	White Male	African American Male	Other Race Male	White Female	African American Female	Other Race Female	Unknown Race or Sex	Total	% of Total Referrals
Birth through Age 10	166	18	0	164	5	1	3	357	38.59%
Ages 11 and 12	31	6	0	32	3	0	0	72	7.78%
Ages 13 and 14	93	7	0	33	1	3	3	140	15.14%
Ages 15 and 16	114	1	0	80	2	1	0	198	21.41%
Ages 17 and 18	102	0	4	44	0	0	1	151	16.32%
Ages 19 and Over	2	1	0	4	0	0	0	7	0.76%
All Age Group Totals	508	33	4	357	11	5	7	925	

Total Referrals by Age Group

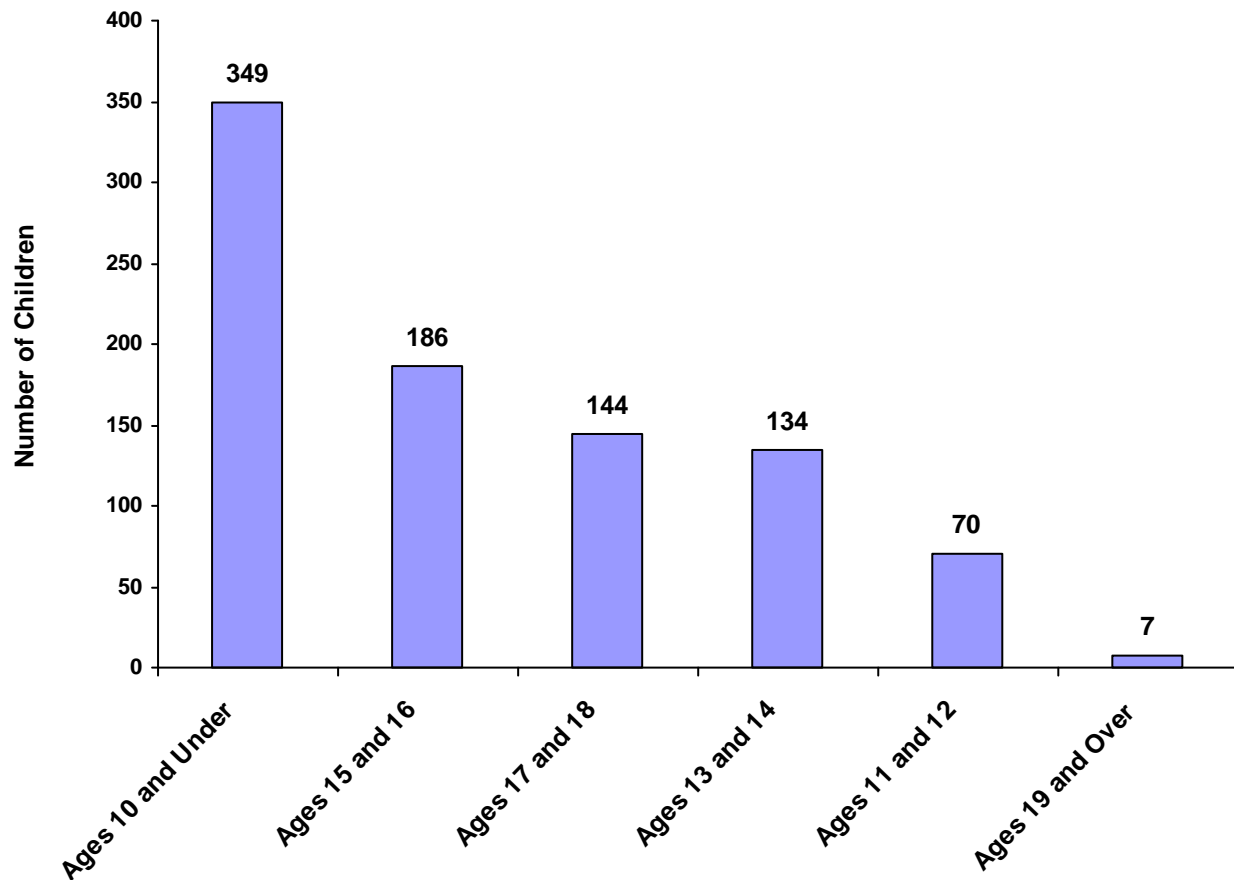


**TENNESSEE COUNCIL OF JUVENILE AND FAMILY COURT JUDGES
2008 GRAINGER COUNTY JUVENILE COURT STATISTICAL DATA**

Children Referred by Age Group, Race and Sex for CY 2008

	White Male	African American Male	Other Race Male	White Female	African American Female	Other Race Female	Unknown Race or Sex	Total	% of All Children Referred
Ages 10 and Under	162	18	0	160	5	1	3	349	39.21%
Ages 11 through 12	30	6	0	31	3	0	0	70	7.87%
Ages 13 through 14	88	7	0	33	1	3	2	134	15.06%
Ages 15 through 16	103	1	0	79	2	1	0	186	20.90%
Ages 17 through 18	96	0	4	43	0	0	1	144	16.18%
Ages 19 and Over	2	1	0	4	0	0	0	7	0.79%
Total	481	33	4	350	11	5	6	890	

Total Children by Age Group

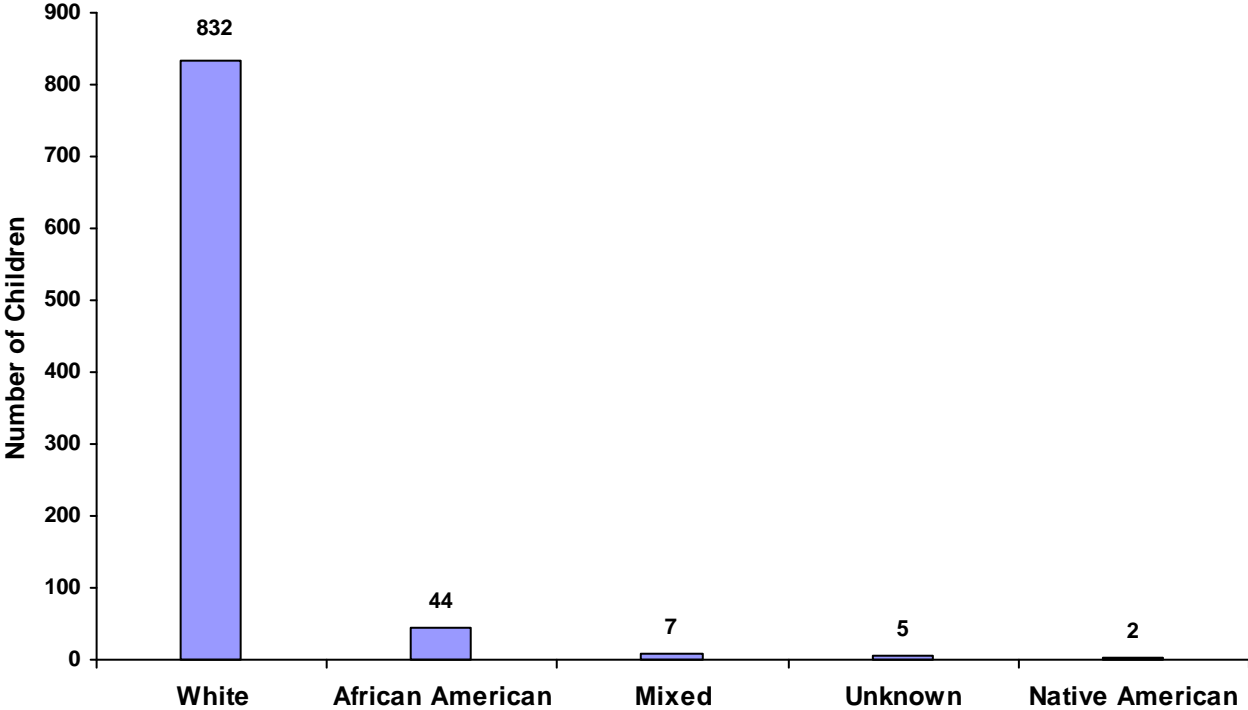


**TENNESSEE COUNCIL OF JUVENILE AND FAMILY COURT JUDGES
2008 GRAINGER COUNTY JUVENILE COURT STATISTICAL DATA**

Children Referred by Race and Sex for CY 2008

Race	Male	Female	Unknown	Total
White	481	350	1	832
African American	33	11	0	44
Native American	2	0	0	2
Asian	0	0	0	0
Mixed	2	5	0	7
Unknown	3	2	0	5
Total	521	368	1	890

Total Children by Race

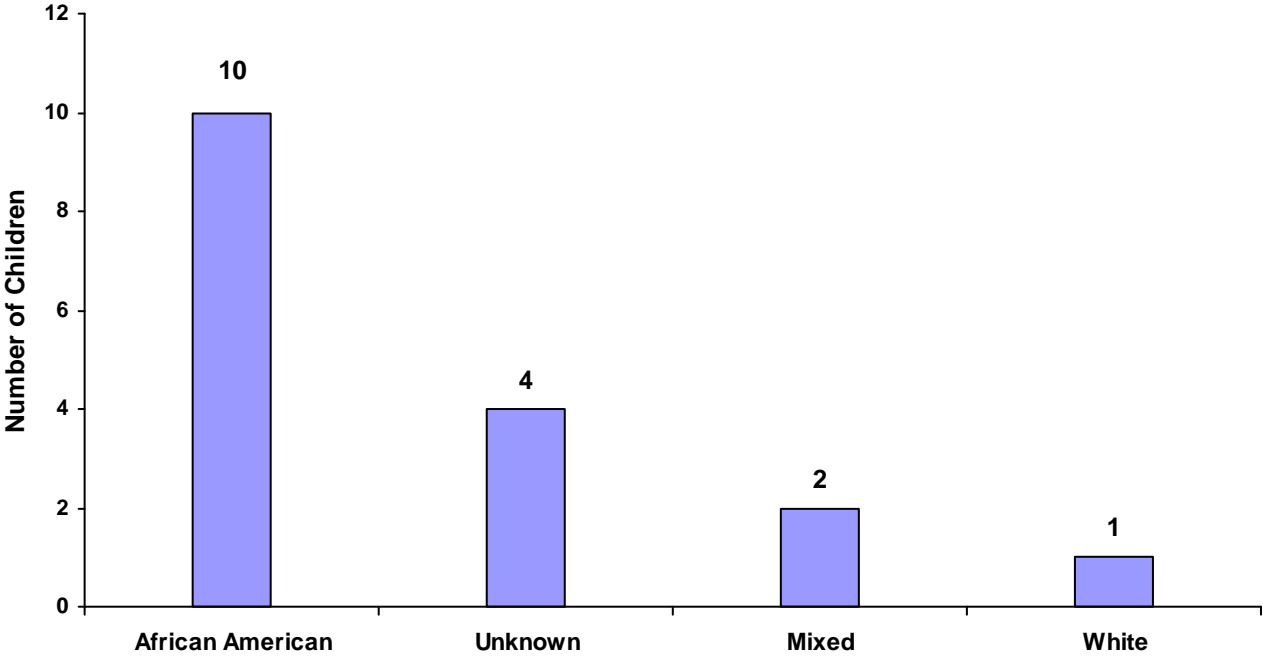


**TENNESSEE COUNCIL OF JUVENILE AND FAMILY COURT JUDGES
2008 GRAINGER COUNTY JUVENILE COURT STATISTICAL DATA**

Children of Hispanic Origin by Race and Sex for CY 2008

Race	Male	Female	Unknown	Total
White	1	0	0	1
African American	8	2	0	10
Native American	0	0	0	0
Asian	0	0	0	0
Mixed	1	1	0	2
Unknown	3	1	0	4
Total	13	4	0	17

Total Children of Hispanic Origin by Race



**TENNESSEE COUNCIL OF JUVENILE AND FAMILY COURT JUDGES
2008 GRAINGER COUNTY JUVENILE COURT STATISTICAL DATA**

Referrals by Type of Offense, Age Group, Race and Sex for CY 2008

	White Male	African American Male	Other Race Male	White Female	African American Female	Other Race Female	Unknown Race or Sex	Total
Delinquent								
Ages 10 and Under	8	0	0	1	0	0	1	10
Ages 11 through 12	3	0	0	1	0	0	0	4
Ages 13 through 14	20	0	0	7	0	0	2	29
Ages 15 through 16	52	0	0	11	0	0	0	63
Ages 17 through 18	41	0	0	8	0	0	1	50
Ages 19 and Over	0	0	0	0	0	0	0	0
Total	124	0	0	28	0	0	4	156
Status								
Ages 10 and Under	7	0	0	3	0	0	0	10
Ages 11 through 12	3	0	0	2	0	0	0	5
Ages 13 through 14	13	0	0	6	0	1	0	20
Ages 15 through 16	24	0	0	32	0	0	0	56
Ages 17 through 18	19	0	0	11	0	0	0	30
Ages 19 and Over	0	0	0	0	0	0	0	0
Total	66	0	0	54	0	1	0	121
Dependency and Neglect								
Ages 10 and Under	35	2	0	32	1	0	0	70
Ages 11 through 12	2	0	0	6	0	0	0	8
Ages 13 through 14	4	0	0	2	1	1	0	8
Ages 15 through 16	3	0	0	3	0	0	0	6
Ages 17 through 18	2	0	0	1	0	0	0	3
Ages 19 and Over	0	0	0	0	0	0	0	0
Total	46	2	0	44	2	1	0	95
Other Violations								
Ages 10 and Under	0	0	0	0	0	0	0	0
Ages 11 through 12	0	0	0	0	0	0	0	0
Ages 13 through 14	0	0	0	0	0	0	0	0
Ages 15 through 16	0	0	0	0	0	0	0	0
Ages 17 through 18	0	0	0	0	0	0	0	0
Ages 19 and Over	0	0	0	0	0	0	0	0
Total	0	0	0	0	0	0	0	0

**TENNESSEE COUNCIL OF JUVENILE AND FAMILY COURT JUDGES
2008 GRAINGER COUNTY JUVENILE COURT STATISTICAL DATA**

Referrals by Type of Offense, Age Group, Race and Sex for CY 2008

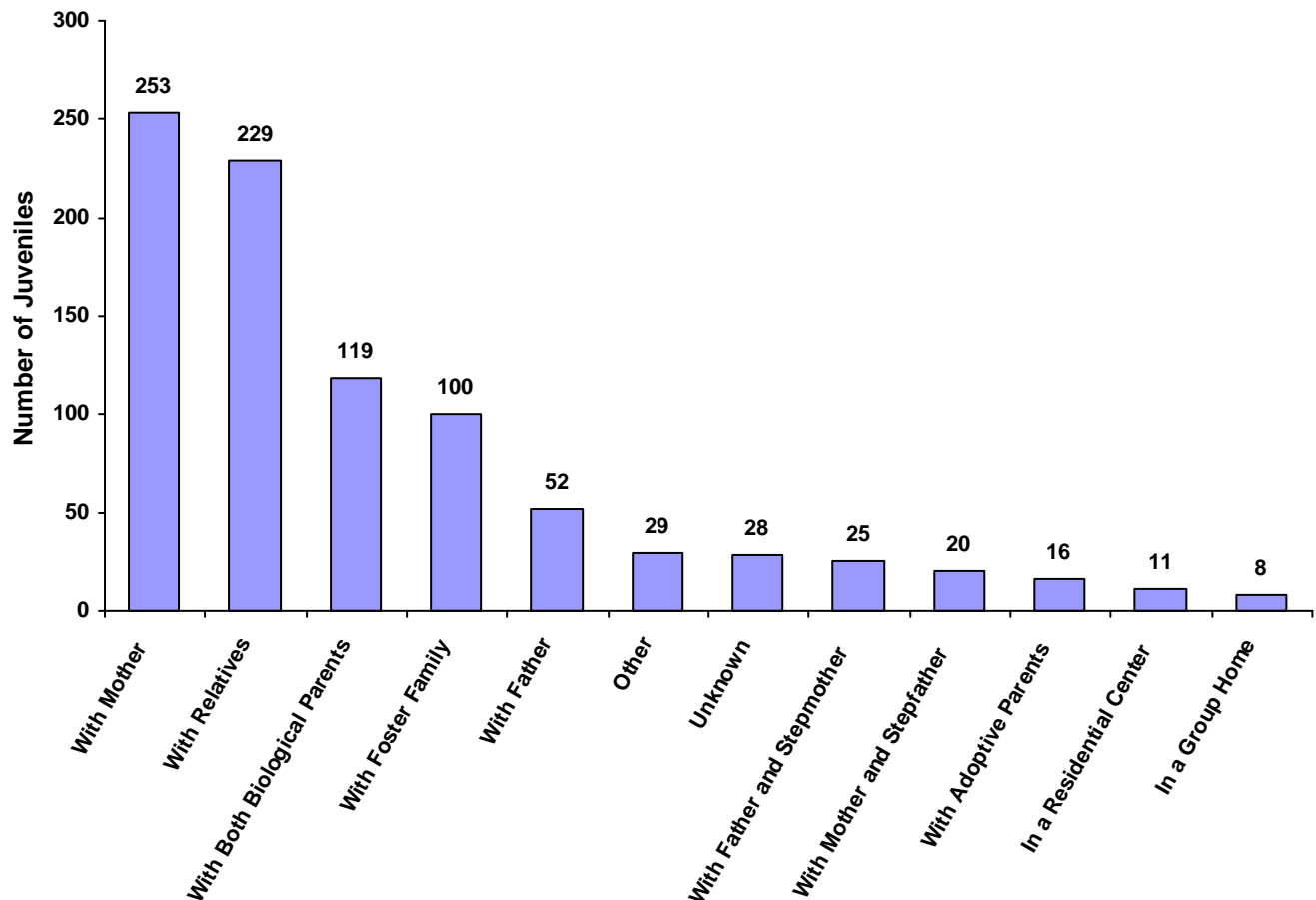
	White Male	African American Male	Other Race Male	White Female	African American Female	Other Race Female	Unknown Race or Sex	Total
Special Proceedings								
Ages 10 and Under	100	12	0	119	3	1	2	237
Ages 11 through 12	20	4	0	22	1	0	0	47
Ages 13 through 14	52	5	0	15	0	1	1	74
Ages 15 through 16	28	0	0	30	2	1	0	61
Ages 17 through 18	29	0	3	23	0	0	0	55
Ages 19 and Over	2	1	0	4	0	0	0	7
Total	231	22	3	213	6	3	3	481
Other								
Ages 10 and Under	16	4	0	9	1	0	0	30
Ages 11 through 12	3	2	0	1	2	0	0	8
Ages 13 through 14	4	2	0	3	0	0	0	9
Ages 15 through 16	7	1	0	4	0	0	0	12
Ages 17 through 18	11	0	1	1	0	0	0	13
Ages 19 and Over	0	0	0	0	0	0	0	0
Total	41	9	1	18	3	0	0	72
Grand Total	508	33	4	357	11	5	7	925

TENNESSEE COUNCIL OF JUVENILE AND FAMILY COURT JUDGES 2008 GRAINGER COUNTY JUVENILE COURT STATISTICAL DATA

Living Arrangement of Juveniles by Race and Sex for CY 2008

	White Male	African American Male	Other Race Male	White Female	African American Female	Other Race Female	Unknown Race or Sex	Total	% of All Children Referred
With Both Biological Parents	69	5	0	43	1	0	1	119	13.37%
With Father and Stepmother	7	0	0	18	0	0	0	25	2.81%
With Mother and Stepfather	9	0	0	11	0	0	0	20	2.25%
With Mother	142	4	0	104	0	2	1	253	28.43%
With Father	43	0	0	8	1	0	0	52	5.84%
With Relatives	120	7	1	94	3	2	2	229	25.73%
With Adoptive Parents	8	0	2	5	0	0	1	16	1.80%
With Foster Family	43	16	0	34	6	1	0	100	11.24%
In a Group Home	5	0	1	2	0	0	0	8	0.90%
In a Residential Center	5	0	0	6	0	0	0	11	1.24%
In an Institution	0	0	0	0	0	0	0	0	0.00%
Independent	0	0	0	0	0	0	0	0	0.00%
Unknown	15	1	0	12	0	0	0	28	3.15%
Other	15	0	0	13	0	0	1	29	3.26%
Totals	481	33	4	350	11	5	6	890	

Living Arrangement of Juveniles



**TENNESSEE COUNCIL OF JUVENILE AND FAMILY COURT JUDGES
2008 GRAINGER COUNTY JUVENILE COURT STATISTICAL DATA**

Last Grade Completed by Children by Race and Sex for CY 2008

	White Male	African American Male	Other Race Male	White Female	African American Female	Other Race Female	Unknown Race or Sex	Total	% of All Children Referred
Too Young for School	79	5	0	69	0	0	0	153	17.19%
Preschool	1	0	0	0	0	0	0	1	0.11%
Kindergarten	14	1	0	10	0	0	0	25	2.81%
1st Grade	6	0	0	8	0	0	0	14	1.57%
2nd Grade	5	0	0	11	1	0	0	17	1.91%
3rd Grade	15	1	0	21	1	0	0	38	4.27%
4th Grade	23	0	0	14	0	0	1	38	4.27%
5th Grade	12	0	0	11	0	0	0	23	2.58%
6th Grade	23	0	0	19	0	0	0	42	4.72%
7th Grade	34	0	0	16	0	0	1	51	5.73%
8th Grade	37	0	0	23	1	3	1	65	7.30%
9th Grade	36	1	1	30	0	1	0	69	7.75%
10th Grade	47	0	1	28	0	0	0	76	8.54%
11th Grade	74	0	2	35	0	0	0	111	12.47%
12th Grade	7	0	0	9	0	0	0	16	1.80%
Non-Graded Special Ed	1	0	0	0	0	0	0	1	0.11%
GED	1	0	0	0	0	0	0	1	0.11%
Graduated	0	0	0	0	0	0	0	0	0.00%
Never Attended School	0	0	0	0	0	0	0	0	0.00%
Unknown	64	24	0	46	8	1	3	146	16.40%
Other	2	1	0	0	0	0	0	3	0.34%
Totals	481	33	4	350	11	5	6	890	

Children Enrolled in School

	Children	% of All Children
Enrolled	644	72.36%
Not Enrolled	185	20.79%
Unknown	61	6.85%
	890	

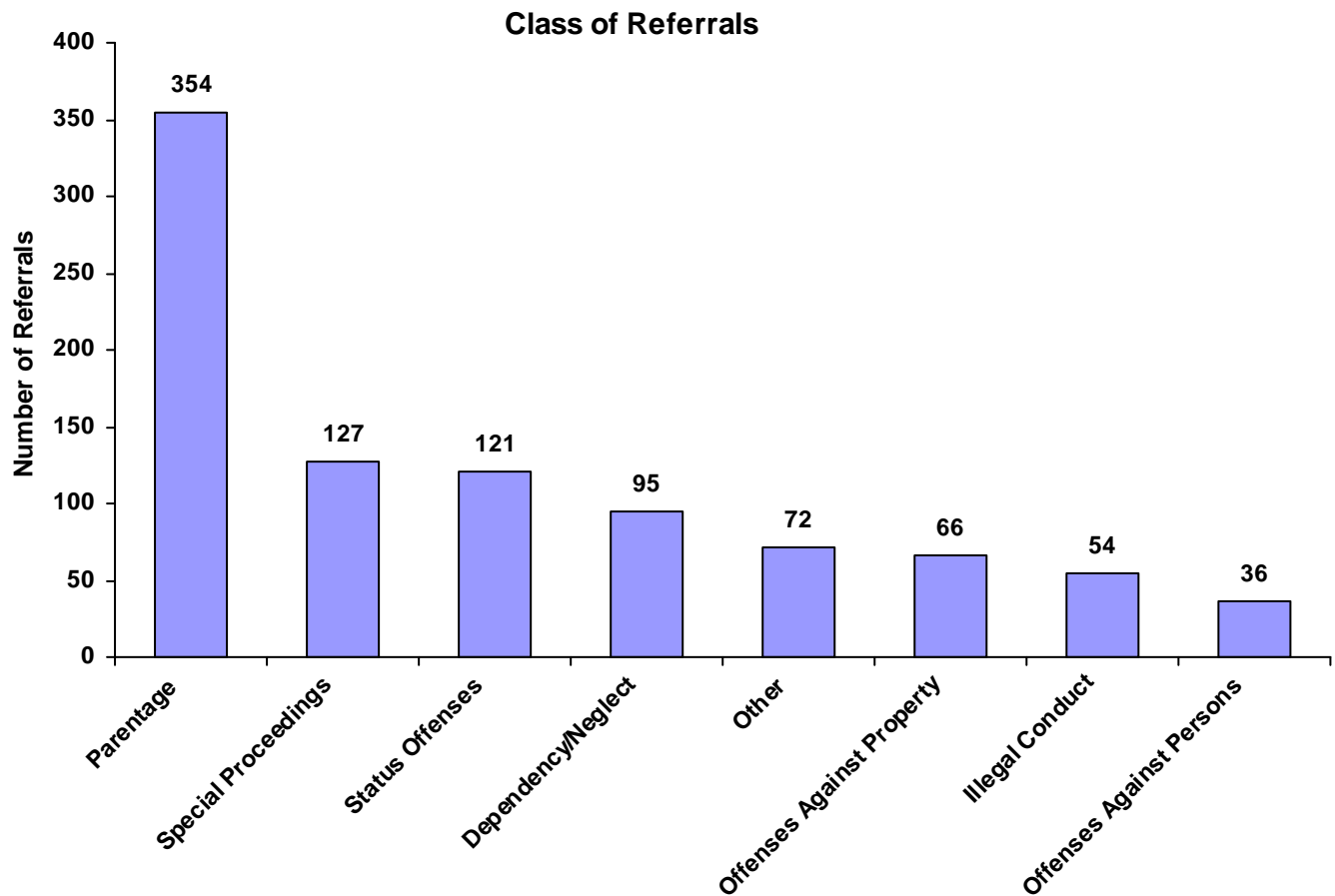
Children Enrolled in Special Education

	Children	% of All Children
Enrolled	36	4.05%
Not Enrolled	735	82.58%
Unknown	119	13.37%
	890	

**TENNESSEE COUNCIL OF JUVENILE AND FAMILY COURT JUDGES
2008 GRAINGER COUNTY JUVENILE COURT STATISTICAL DATA**

Class of Referrals by Race and Sex for CY 2008

	White Male	African American Male	Other Race Male	White Female	African American Female	Other Race Female	Unknown Race or Sex	Total	% of Total Referrals
Offenses Against Persons	23	0	0	10	0	0	3	36	3.89%
Offenses Against Property	59	0	0	7	0	0	0	66	7.14%
Illegal Conduct	42	0	0	11	0	0	1	54	5.84%
Status Offenses	66	0	0	54	0	1	0	121	13.08%
Dependency/Neglect	46	2	0	44	2	1	0	95	10.27%
Other Violation Proceedings	0	0	0	0	0	0	0	0	0.00%
Parentage	172	8	2	168	2	0	2	354	38.27%
Special Proceedings	59	14	1	45	4	3	1	127	13.73%
Other	41	9	1	18	3	0	0	72	7.78%
Totals	508	33	4	357	11	5	7	925	



**TENNESSEE COUNCIL OF JUVENILE AND FAMILY COURT JUDGES
2008 GRAINGER COUNTY JUVENILE COURT STATISTICAL DATA**

Referrals by Class and Type Of Offense by Race and Sex for CY 2008

	White Male	African American Male	Other Race Male	White Female	African American Female	Other Race Female	Unknown Race or Sex	Total
<u>Offenses Against Persons</u>								
Assault	12	0	0	1	0	0	2	15
Sexual Abuse of a Child	2	0	0	5	0	0	1	8
Aggravated Child Abuse / Neglect	2	0	0	3	0	0	0	5
Criminal Homicide	2	0	0	0	0	0	0	2
Aggravated Assault	2	0	0	0	0	0	0	2
1st Degree Murder	1	0	0	0	0	0	0	1
Rape of a Child	0	0	0	1	0	0	0	1
Voluntary Manslaughter	1	0	0	0	0	0	0	1
Reckless Endangerment	1	0	0	0	0	0	0	1
2nd Degree Murder	0	0	0	0	0	0	0	0
Aggravated Rape	0	0	0	0	0	0	0	0
Aggravated Vehicular Homicide	0	0	0	0	0	0	0	0
Esp. Aggravated Robbery	0	0	0	0	0	0	0	0
Esp. Aggravated Kidnapping	0	0	0	0	0	0	0	0
Aggravated Robbery	0	0	0	0	0	0	0	0
Aggravated Kidnapping	0	0	0	0	0	0	0	0
Aggravated Sexual Battery	0	0	0	0	0	0	0	0
Rape	0	0	0	0	0	0	0	0
Vehicular Homicide	0	0	0	0	0	0	0	0
Other Sexual Offenses	0	0	0	0	0	0	0	0
Robbery	0	0	0	0	0	0	0	0
Criminally Negligent Homicide	0	0	0	0	0	0	0	0
Attempted Crime Against a Person	0	0	0	0	0	0	0	0
Totals	23	0	0	10	0	0	3	36
<u>Offenses Against Property</u>								
Theft of Property	24	0	0	2	0	0	0	26
Burglary	22	0	0	0	0	0	0	22
Vandalism	5	0	0	3	0	0	0	8
Arson	4	0	0	0	0	0	0	4
Aggravated Burglary	3	0	0	0	0	0	0	3
Forgery	0	0	0	1	0	0	0	1
Illegal Poss/Use of Credit/Debit Cards	0	0	0	1	0	0	0	1
Unauthorized Use of a Vehicle	1	0	0	0	0	0	0	1
Aggravated Arson	0	0	0	0	0	0	0	0
Worthless Checks	0	0	0	0	0	0	0	0
Cruelty to Animals	0	0	0	0	0	0	0	0
Totals	59	0	0	7	0	0	0	66

**TENNESSEE COUNCIL OF JUVENILE AND FAMILY COURT JUDGES
2008 GRAINGER COUNTY JUVENILE COURT STATISTICAL DATA**

Referrals by Class and Type Of Offense by Race and Sex for CY 2008

	White Male	African American Male	Other Race Male	White Female	African American Female	Other Race Female	Unknown Race or Sex	Total
<u>Illegal Conduct</u>								
Other Drug Offenses	9	0	0	2	0	0	0	11
Violation of Probation	7	0	0	0	0	0	0	7
Possession of Controlled Substances	4	0	0	2	0	0	0	6
Carrying Weapons on School Property	6	0	0	0	0	0	0	6
Possession/Consumption of Alcohol	5	0	0	1	0	0	0	6
Harassment	1	0	0	3	0	0	0	4
Local Ordinances	0	0	0	2	0	0	0	2
Contempt of Court	2	0	0	0	0	0	0	2
Unlawful Carrying / Poss of a Weapon	1	0	0	0	0	0	0	1
Evading Arrest	1	0	0	0	0	0	0	1
Resist Stop/Frisk/Halt/Arrest/Search	1	0	0	0	0	0	0	1
Aggravated Criminal Trespass	1	0	0	0	0	0	0	1
Filing a False Police Report	1	0	0	0	0	0	0	1
Disorderly Conduct	1	0	0	0	0	0	0	1
Criminal Trespass	0	0	0	1	0	0	0	1
Public Intoxication	0	0	0	0	0	0	1	1
Traffic	1	0	0	0	0	0	0	1
Violation of Aftercare	1	0	0	0	0	0	0	1
Sale of Controlled Substances	0	0	0	0	0	0	0	0
Criminal Attempt	0	0	0	0	0	0	0	0
Escape	0	0	0	0	0	0	0	0
Driving Under Influence (DUI)	0	0	0	0	0	0	0	0
Failure to Appear	0	0	0	0	0	0	0	0
Criminal Impersonation	0	0	0	0	0	0	0	0
Gambling	0	0	0	0	0	0	0	0
Violation of Wildlife Regulations	0	0	0	0	0	0	0	0
Totals	42	0	0	11	0	0	1	54
<u>Status Offenses</u>								
Truancy	30	0	0	29	0	0	0	59
Unruly Behavior	22	0	0	15	0	1	0	38
In-State Runaway	11	0	0	9	0	0	0	20
Violation of a Valid Court Order	3	0	0	1	0	0	0	4
Out-of-State Runaway	0	0	0	0	0	0	0	0
Possession of Tobacco Products	0	0	0	0	0	0	0	0
Violation of Curfew	0	0	0	0	0	0	0	0
Totals	66	0	0	54	0	1	0	121
<u>Dependency/Neglect</u>								
Dependency / Neglect	44	2	0	42	2	1	0	91
Termination of Parental Rights	2	0	0	1	0	0	0	3
Sexually Abused Child	0	0	0	1	0	0	0	1
Physically Abused Child	0	0	0	0	0	0	0	0
Totals	46	2	0	44	2	1	0	95

**TENNESSEE COUNCIL OF JUVENILE AND FAMILY COURT JUDGES
2008 GRAINGER COUNTY JUVENILE COURT STATISTICAL DATA**

Referrals by Class and Type Of Offense by Race and Sex for CY 2008

	White Male	African American Male	Other Race Male	White Female	African American Female	Other Race Female	Unknown Race or Sex	Total
<u>Other Violation Proceedings</u>								
Violation of Pretrial Diversion	0	0	0	0	0	0	0	0
Violation of Informal Adjustment	0	0	0	0	0	0	0	0
Totals	0	0	0	0	0	0	0	0
<u>Parentage</u>								
Custody	103	4	1	82	2	0	0	192
Child Support	66	3	1	74	0	0	2	146
Visitation	3	1	0	6	0	0	0	10
Paternity / Legitimation	0	0	0	6	0	0	0	6
Totals	172	8	2	168	2	0	2	354
<u>Special Proceedings</u>								
Foster Care Review	29	13	0	29	4	2	1	78
Judicial Review	30	1	1	16	0	1	0	49
Administrative Review	0	0	0	0	0	0	0	0
Request for Medical Treatment	0	0	0	0	0	0	0	0
Consent to Marry	0	0	0	0	0	0	0	0
Totals	59	14	1	45	4	3	1	127
<u>Other</u>								
Other	41	9	1	18	3	0	0	72
Totals	41	9	1	18	3	0	0	72
All Referral Totals	508	33	4	357	11	5	7	925

**TENNESSEE COUNCIL OF JUVENILE AND FAMILY COURT JUDGES
2008 GRAINGER COUNTY JUVENILE COURT STATISTICAL DATA**

Referral Reasons by Type of Offense, Race and Sex for CY 2008

	White Male	African American Male	Other Race Male	White Female	African American Female	Other Race Female	Unknown Race or Sex	Total
Delinquent								
Theft of Property	24	0	0	2	0	0	0	26
Burglary	22	0	0	0	0	0	0	22
Assault	12	0	0	1	0	0	2	15
Other Drug Offenses	9	0	0	2	0	0	0	11
Sexual Abuse of a Child	2	0	0	5	0	0	1	8
Vandalism	5	0	0	3	0	0	0	8
Violation of Probation	7	0	0	0	0	0	0	7
Possession of Controlled Substances	4	0	0	2	0	0	0	6
Carrying Weapons on School Property	6	0	0	0	0	0	0	6
Possession/Consumption of Alcohol	5	0	0	1	0	0	0	6
Aggravated Child Abuse / Neglect	2	0	0	3	0	0	0	5
Arson	4	0	0	0	0	0	0	4
Harassment	1	0	0	3	0	0	0	4
Aggravated Burglary	3	0	0	0	0	0	0	3
Criminal Homicide	2	0	0	0	0	0	0	2
Aggravated Assault	2	0	0	0	0	0	0	2
Local Ordinances	0	0	0	2	0	0	0	2
Contempt of Court	2	0	0	0	0	0	0	2
1st Degree Murder	1	0	0	0	0	0	0	1
Rape of a Child	0	0	0	1	0	0	0	1
Voluntary Manslaughter	1	0	0	0	0	0	0	1
Reckless Endangerment	1	0	0	0	0	0	0	1
Forgery	0	0	0	1	0	0	0	1
Illegal Poss/Use of Credit/Debit Cards	0	0	0	1	0	0	0	1
Unauthorized Use of a Vehicle	1	0	0	0	0	0	0	1
Unlawful Carrying / Poss of a Weapon	1	0	0	0	0	0	0	1
Evading Arrest	1	0	0	0	0	0	0	1
Resist Stop/Frisk/Halt/Arrest/Search	1	0	0	0	0	0	0	1
Aggravated Criminal Trespass	1	0	0	0	0	0	0	1
Filing a False Police Report	1	0	0	0	0	0	0	1
Disorderly Conduct	1	0	0	0	0	0	0	1
Criminal Trespass	0	0	0	1	0	0	0	1
Public Intoxication	0	0	0	0	0	0	1	1
Traffic	1	0	0	0	0	0	0	1
Violation of Aftercare	1	0	0	0	0	0	0	1
2nd Degree Murder	0	0	0	0	0	0	0	0
Aggravated Rape	0	0	0	0	0	0	0	0
Aggravated Vehicular Homicide	0	0	0	0	0	0	0	0
Esp. Aggravated Robbery	0	0	0	0	0	0	0	0
Esp. Aggravated Kidnapping	0	0	0	0	0	0	0	0
Aggravated Robbery	0	0	0	0	0	0	0	0
Aggravated Kidnapping	0	0	0	0	0	0	0	0
Aggravated Sexual Battery	0	0	0	0	0	0	0	0
Rape	0	0	0	0	0	0	0	0
Vehicular Homicide	0	0	0	0	0	0	0	0
Other Sexual Offenses	0	0	0	0	0	0	0	0
Robbery	0	0	0	0	0	0	0	0
Criminally Negligent Homicide	0	0	0	0	0	0	0	0
Attempted Crime Against a Person	0	0	0	0	0	0	0	0
Aggravated Arson	0	0	0	0	0	0	0	0
Worthless Checks	0	0	0	0	0	0	0	0
Cruelty to Animals	0	0	0	0	0	0	0	0

**TENNESSEE COUNCIL OF JUVENILE AND FAMILY COURT JUDGES
2008 GRAINGER COUNTY JUVENILE COURT STATISTICAL DATA**

Referral Reasons by Type of Offense, Race and Sex for CY 2008

	White Male	African American Male	Other Race Male	White Female	African American Female	Other Race Female	Unknown Race or Sex	Total
<u>Delinquent</u>								
Sale of Controlled Substances	0	0	0	0	0	0	0	0
Criminal Attempt	0	0	0	0	0	0	0	0
Escape	0	0	0	0	0	0	0	0
Driving Under Influence (DUI)	0	0	0	0	0	0	0	0
Failure to Appear	0	0	0	0	0	0	0	0
Criminal Impersonation	0	0	0	0	0	0	0	0
Gambling	0	0	0	0	0	0	0	0
Violation of Wildlife Regulations	0	0	0	0	0	0	0	0
Totals	124	0	0	28	0	0	4	156
<u>Status</u>								
Truancy	30	0	0	29	0	0	0	59
Unruly Behavior	22	0	0	15	0	1	0	38
In-State Runaway	11	0	0	9	0	0	0	20
Violation of a Valid Court Order	3	0	0	1	0	0	0	4
Out-of-State Runaway	0	0	0	0	0	0	0	0
Possession of Tobacco Products	0	0	0	0	0	0	0	0
Violation of Curfew	0	0	0	0	0	0	0	0
Totals	66	0	0	54	0	1	0	121
<u>Dependency and Neglect</u>								
Dependency / Neglect	44	2	0	42	2	1	0	91
Termination of Parental Rights	2	0	0	1	0	0	0	3
Sexually Abused Child	0	0	0	1	0	0	0	1
Physically Abused Child	0	0	0	0	0	0	0	0
Totals	46	2	0	44	2	1	0	95
<u>Other Violations</u>								
Violation of Pretrial Diversion	0	0	0	0	0	0	0	0
Violation of Informal Adjustment	0	0	0	0	0	0	0	0
Totals	0	0	0	0	0	0	0	0
<u>Special Proceedings</u>								
Custody	103	4	1	82	2	0	0	192
Child Support	66	3	1	74	0	0	2	146
Foster Care Review	29	13	0	29	4	2	1	78
Judicial Review	30	1	1	16	0	1	0	49
Visitation	3	1	0	6	0	0	0	10
Paternity / Legitimation	0	0	0	6	0	0	0	6
Administrative Review	0	0	0	0	0	0	0	0
Request for Medical Treatment	0	0	0	0	0	0	0	0
Consent to Marry	0	0	0	0	0	0	0	0
Totals	231	22	3	213	6	3	3	481
<u>Other</u>								
Other	41	9	1	18	3	0	0	72
Totals	41	9	1	18	3	0	0	72
All Referral Totals	508	33	4	357	11	5	7	925

**TENNESSEE COUNCIL OF JUVENILE AND FAMILY COURT JUDGES
2008 GRAINGER COUNTY JUVENILE COURT STATISTICAL DATA**

Top 4 Referral Reasons by Race and Sex for CY 2008

Sex	Race	Referral Reason	Total
Male			
	White	1. Custody	103
		2. Child Support	66
		3. Dependency / Neglect	44
		4. Other	41
	African American	1. Foster Care Review	13
		2. Other	9
		3. Custody	4
		4. Child Support	3
	Other Race	1. Child Support	1
		2. Custody	1
		3. Judicial Review	1
		4. Other	1
Female			
	White	1. Custody	82
		2. Child Support	74
		3. Dependency / Neglect	42
		4. Foster Care Review	29
	African American	1. Foster Care Review	4
		2. Other	3
		3. Dependency / Neglect	2
		4. Custody	2
	Other Race	1. Foster Care Review	2
		2. Judicial Review	1
		3. Unruly Behavior	1
		4. Dependency / Neglect	1
Unknown			
	Unknown	1. Assault	2
		2. Child Support	2
		3. Sexual Abuse of a Child	1
		4. Foster Care Review	1

**TENNESSEE COUNCIL OF JUVENILE AND FAMILY COURT JUDGES
2008 GRAINGER COUNTY JUVENILE COURT STATISTICAL DATA**

Top 4 Referral Reasons by Race and Sex and by Type of Offense for CY 2008

Sex	Race	Referral Type	Referral Reason	Total
Male	White	Delinquent	1. Theft of Property	24
			2. Burglary	22
			3. Assault	12
			4. Other Drug Offenses	9
		Status	1. Truancy	30
			2. Unruly Behavior	22
			3. In-State Runaway	11
			4. Violation of a Valid Court Order	3
		Dependency and Neglect	1. Dependency / Neglect	44
			2. Termination of Parental Rights	2
		Special Proceedings	1. Custody	103
			2. Child Support	66
			3. Judicial Review	30
			4. Foster Care Review	29
Other	1. Other	41		
	<hr/>			
Male	African American	Dependency and Neglect	1. Dependency / Neglect	2
			Special Proceedings	13
		Other	2. Custody	4
			3. Child Support	3
			4. Visitation	1
			1. Other	9
<hr/>				
Male	Other Race	Special Proceedings	1. Child Support	1
			2. Custody	1
			3. Judicial Review	1
		Other	1	
<hr/>				
Female	White	Delinquent	1. Sexual Abuse of a Child	5
			2. Harassment	3
			3. Aggravated Child Abuse / Neglect	3
			4. Vandalism	3
		Status	1. Truancy	29
			2. Unruly Behavior	15
			3. In-State Runaway	9
			4. Violation of a Valid Court Order	1
		Dependency and Neglect	1. Dependency / Neglect	42
			2. Sexually Abused Child	1
			3. Termination of Parental Rights	1
		Special Proceedings	1. Custody	82
			2. Child Support	74
			3. Foster Care Review	29
4. Judicial Review	16			
Other	1. Other	18		
	<hr/>			
Female	African American	Dependency and Neglect	1. Dependency / Neglect	2
			Special Proceedings	4
		Other	2. Custody	2
			1. Other	3
<hr/>				
Female	Other Race	Status	1. Unruly Behavior	1
		Dependency and Neglect	1. Dependency / Neglect	1
		Special Proceedings	1. Foster Care Review	2
			2. Judicial Review	1

**TENNESSEE COUNCIL OF JUVENILE AND FAMILY COURT JUDGES
2008 GRAINGER COUNTY JUVENILE COURT STATISTICAL DATA**

Top 4 Referral Reasons by Race and Sex and by Type of Offense for CY 2008

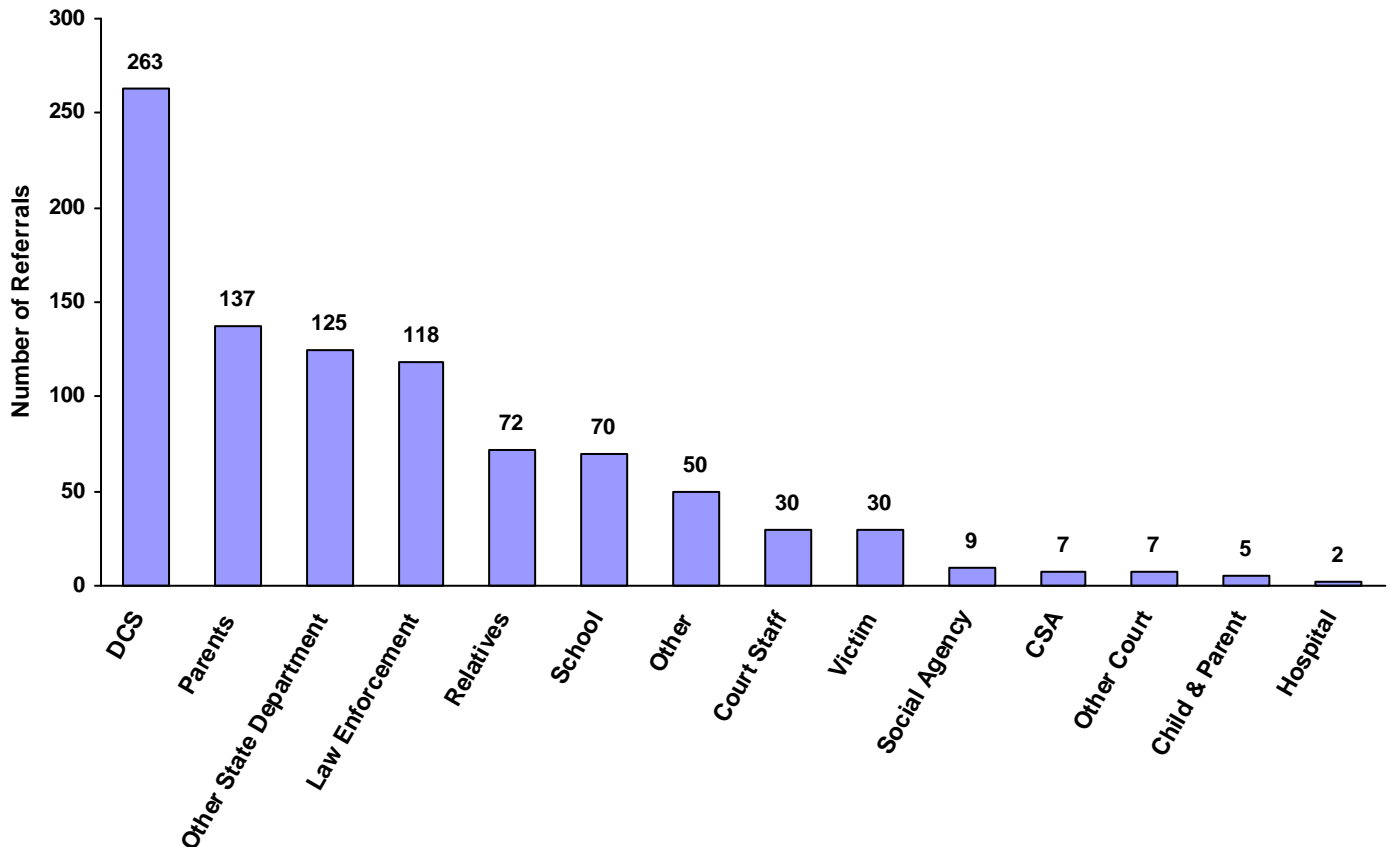
Sex	Race	Referral Type	Referral Reason	Total
Unknown	Unknown	Delinquent	1. Assault	2
			2. Public Intoxication	1
			3. Sexual Abuse of a Child	1
		Special Proceedings	1. Child Support	2
			2. Foster Care Review	1

**TENNESSEE COUNCIL OF JUVENILE AND FAMILY COURT JUDGES
2008 GRAINGER COUNTY JUVENILE COURT STATISTICAL DATA**

Source of Referrals by Race and Sex for CY 2008

	White Male	African American Male	Other Race Male	White Female	African American Female	Other Race Female	Unknown Race or Sex	Total	% of Total Referrals
Law Enforcement	100	0	0	17	0	0	1	118	12.76%
Parents	67	6	0	62	2	0	0	137	14.81%
Relatives	42	0	0	28	1	1	0	72	7.78%
Self	0	0	0	0	0	0	0	0	0.00%
School	38	0	0	32	0	0	0	70	7.57%
CSA	2	0	0	4	0	0	1	7	0.76%
DCS	122	16	1	113	6	3	2	263	28.43%
Other State Department	58	1	1	64	0	0	1	125	13.51%
District Attorney's Office	0	0	0	0	0	0	0	0	0.00%
Court Staff	22	0	0	7	0	1	0	30	3.24%
Social Agency	8	0	1	0	0	0	0	9	0.97%
Other Court	6	0	0	1	0	0	0	7	0.76%
Victim	24	0	1	3	0	0	2	30	3.24%
Child & Parent	2	0	0	3	0	0	0	5	0.54%
Hospital	2	0	0	0	0	0	0	2	0.22%
Unknown	0	0	0	0	0	0	0	0	0.00%
Other	15	10	0	23	2	0	0	50	5.41%
Totals	508	33	4	357	11	5	7	925	

Total Source of Referrals



**TENNESSEE COUNCIL OF JUVENILE AND FAMILY COURT JUDGES
2008 GRAINGER COUNTY JUVENILE COURT STATISTICAL DATA**

Six Most Frequent Referral Reasons by Source, Race and Sex for CY 2008

	White Male	African American Male	Other Race Male	White Female	African American Female	Other Race Female	Unknown Race or Sex	Total
<u>Law Enforcement</u>								
1. Theft of Property	22	0	0	1	0	0	0	23
2. Burglary	15	0	0	0	0	0	0	15
3. Assault	10	0	0	1	0	0	0	11
4. Unruly Behavior	6	0	0	4	0	0	0	10
5. Other	8	0	0	0	0	0	0	8
6. Carrying Weapons on School Property	6	0	0	0	0	0	0	6
<u>Parents</u>								
1. Custody	42	4	0	32	1	0	0	79
2. Unruly Behavior	8	0	0	5	0	0	0	13
3. Other	8	1	0	1	1	0	0	11
4. Visitation	3	1	0	6	0	0	0	10
5. In-State Runaway	1	0	0	4	0	0	0	5
6. Paternity / Legitimation	0	0	0	4	0	0	0	4
<u>Relatives</u>								
1. Custody	36	0	0	26	1	0	0	63
2. In-State Runaway	3	0	0	0	0	0	0	3
3. Unruly Behavior	1	0	0	1	0	1	0	3
4. Other	1	0	0	1	0	0	0	2
5. Contempt of Court	1	0	0	0	0	0	0	1
6. NO REFERRAL SUBMITTED	0	0	0	0	0	0	0	0
<u>Self</u>								
1. NO REFERRAL SUBMITTED	0	0	0	0	0	0	0	0
<u>School</u>								
1. Truancy	29	0	0	29	0	0	0	58
2. Unruly Behavior	6	0	0	3	0	0	0	9
3. Custody	1	0	0	0	0	0	0	1
4. In-State Runaway	1	0	0	0	0	0	0	1
5. Other	1	0	0	0	0	0	0	1
6. NO REFERRAL SUBMITTED	0	0	0	0	0	0	0	0
<u>Community Service Agencies</u>								
1. Child Support	2	0	0	4	0	0	1	7
2. NO REFERRAL SUBMITTED	0	0	0	0	0	0	0	0
<u>Department of Children's Services</u>								
1. Dependency / Neglect	43	2	0	42	2	1	0	90
2. Foster Care Review	28	13	0	27	4	2	1	75
3. Custody	20	0	1	18	0	0	0	39
4. Other	15	1	0	10	0	0	0	26
5. In-State Runaway	3	0	0	4	0	0	0	7
6. Sexual Abuse of a Child	2	0	0	4	0	0	1	7

**TENNESSEE COUNCIL OF JUVENILE AND FAMILY COURT JUDGES
2008 GRAINGER COUNTY JUVENILE COURT STATISTICAL DATA**

Six Most Frequent Referral Reasons by Source, Race and Sex for CY 2008

	White Male	African American Male	Other Race Male	White Female	African American Female	Other Race Female	Unknown Race or Sex	Total
<u>Other State Department</u>								
1. Child Support	58	1	1	64	0	0	1	125
2. NO REFERRAL SUBMITTED	0	0	0	0	0	0	0	0
<u>District Attorney's Office</u>								
1. NO REFERRAL SUBMITTED	0	0	0	0	0	0	0	0
<u>Court Staff</u>								
1. Judicial Review	19	0	0	6	0	1	0	26
2. Violation of a Valid Court Order	3	0	0	1	0	0	0	4
3. NO REFERRAL SUBMITTED	0	0	0	0	0	0	0	0
<u>Social Agency</u>								
1. Judicial Review	6	0	1	0	0	0	0	7
2. Violation of Probation	2	0	0	0	0	0	0	2
3. NO REFERRAL SUBMITTED	0	0	0	0	0	0	0	0
<u>Other Court</u>								
1. Aggravated Burglary	2	0	0	0	0	0	0	2
2. Theft of Property	1	0	0	1	0	0	0	2
3. Child Support	1	0	0	0	0	0	0	1
4. Possession of Controlled Substances	1	0	0	0	0	0	0	1
5. Unauthorized Use of a Vehicle	1	0	0	0	0	0	0	1
6. NO REFERRAL SUBMITTED	0	0	0	0	0	0	0	0
<u>Victim</u>								
1. Burglary	7	0	0	0	0	0	0	7
2. Other Drug Offenses	5	0	0	0	0	0	0	5
3. Vandalism	5	0	0	0	0	0	0	5
4. Assault	2	0	0	0	0	0	2	4
5. Other	1	0	1	0	0	0	0	2
6. Unruly Behavior	0	0	0	2	0	0	0	2
<u>Child & Parent</u>								
1. Custody	1	0	0	1	0	0	0	2
2. Other	1	0	0	1	0	0	0	2
3. Judicial Review	0	0	0	1	0	0	0	1
4. NO REFERRAL SUBMITTED	0	0	0	0	0	0	0	0
<u>Hospital</u>								
1. Other	2	0	0	0	0	0	0	2
2. NO REFERRAL SUBMITTED	0	0	0	0	0	0	0	0
<u>Unknown</u>								
1. NO REFERRAL SUBMITTED	0	0	0	0	0	0	0	0

**TENNESSEE COUNCIL OF JUVENILE AND FAMILY COURT JUDGES
2008 GRAINGER COUNTY JUVENILE COURT STATISTICAL DATA**

Six Most Frequent Referral Reasons by Source, Race and Sex for CY 2008

	White Male	African American Male	Other Race Male	White Female	African American Female	Other Race Female	Unknown Race or Sex	Total
<u>Other</u>								
1. Other	4	7	0	5	2	0	0	18
2. Child Support	5	2	0	6	0	0	0	13
3. Judicial Review	1	1	0	7	0	0	0	9
4. Custody	1	0	0	5	0	0	0	6
5. Violation of Probation	3	0	0	0	0	0	0	3
6. Foster Care Review	1	0	0	0	0	0	0	1

**TENNESSEE COUNCIL OF JUVENILE AND FAMILY COURT JUDGES
2008 GRAINGER COUNTY JUVENILE COURT STATISTICAL DATA**

Source of Referrals by Type of Offense, Race and Sex for CY 2008

	White Male	African American Male	Other Race Male	White Female	African American Female	Other Race Female	Unknown Race or Sex	Total
<u>Delinquent</u>								
Law Enforcement	80	0	0	9	0	0	1	90
Victim	23	0	0	1	0	0	2	26
DCS	8	0	0	10	0	0	1	19
Parents	2	0	0	7	0	0	0	9
Other Court	5	0	0	1	0	0	0	6
Other	3	0	0	0	0	0	0	3
Social Agency	2	0	0	0	0	0	0	2
Relatives	1	0	0	0	0	0	0	1
Child & Parent	0	0	0	0	0	0	0	0
Court Staff	0	0	0	0	0	0	0	0
CSA	0	0	0	0	0	0	0	0
District Attorney's Office	0	0	0	0	0	0	0	0
Hospital	0	0	0	0	0	0	0	0
Other State Department	0	0	0	0	0	0	0	0
School	0	0	0	0	0	0	0	0
Self	0	0	0	0	0	0	0	0
Unknown	0	0	0	0	0	0	0	0
Totals	124	0	0	28	0	0	4	156

<u>Status/Unruly</u>								
School	36	0	0	32	0	0	0	68
Parents	10	0	0	9	0	0	0	19
Law Enforcement	9	0	0	5	0	0	0	14
DCS	4	0	0	4	0	0	0	8
Relatives	4	0	0	1	0	1	0	6
Court Staff	3	0	0	1	0	0	0	4
Victim	0	0	0	2	0	0	0	2
Child & Parent	0	0	0	0	0	0	0	0
CSA	0	0	0	0	0	0	0	0
District Attorney's Office	0	0	0	0	0	0	0	0
Hospital	0	0	0	0	0	0	0	0
Other	0	0	0	0	0	0	0	0
Other Court	0	0	0	0	0	0	0	0
Other State Department	0	0	0	0	0	0	0	0
Self	0	0	0	0	0	0	0	0
Social Agency	0	0	0	0	0	0	0	0
Unknown	0	0	0	0	0	0	0	0
Totals	66	0	0	54	0	1	0	121

**TENNESSEE COUNCIL OF JUVENILE AND FAMILY COURT JUDGES
2008 GRAINGER COUNTY JUVENILE COURT STATISTICAL DATA**

Source of Referrals by Type of Offense, Race and Sex for CY 2008

	White Male	African American Male	Other Race Male	White Female	African American Female	Other Race Female	Unknown Race or Sex	Total
<u>Dependency and Neglect</u>								
DCS	44	2	0	42	2	1	0	91
Parents	1	0	0	2	0	0	0	3
Law Enforcement	1	0	0	0	0	0	0	1
Child & Parent	0	0	0	0	0	0	0	0
Court Staff	0	0	0	0	0	0	0	0
CSA	0	0	0	0	0	0	0	0
District Attorney's Office	0	0	0	0	0	0	0	0
Hospital	0	0	0	0	0	0	0	0
Other	0	0	0	0	0	0	0	0
Other Court	0	0	0	0	0	0	0	0
Other State Department	0	0	0	0	0	0	0	0
Relatives	0	0	0	0	0	0	0	0
School	0	0	0	0	0	0	0	0
Self	0	0	0	0	0	0	0	0
Social Agency	0	0	0	0	0	0	0	0
Unknown	0	0	0	0	0	0	0	0
Victim	0	0	0	0	0	0	0	0
Totals	46	2	0	44	2	1	0	95

<u>Other Violations</u>								
Child & Parent	0	0	0	0	0	0	0	0
Court Staff	0	0	0	0	0	0	0	0
CSA	0	0	0	0	0	0	0	0
DCS	0	0	0	0	0	0	0	0
District Attorney's Office	0	0	0	0	0	0	0	0
Hospital	0	0	0	0	0	0	0	0
Law Enforcement	0	0	0	0	0	0	0	0
Other	0	0	0	0	0	0	0	0
Other Court	0	0	0	0	0	0	0	0
Other State Department	0	0	0	0	0	0	0	0
Parents	0	0	0	0	0	0	0	0
Relatives	0	0	0	0	0	0	0	0
School	0	0	0	0	0	0	0	0
Self	0	0	0	0	0	0	0	0
Social Agency	0	0	0	0	0	0	0	0
Unknown	0	0	0	0	0	0	0	0
Victim	0	0	0	0	0	0	0	0
Totals	0	0	0	0	0	0	0	0

**TENNESSEE COUNCIL OF JUVENILE AND FAMILY COURT JUDGES
2008 GRAINGER COUNTY JUVENILE COURT STATISTICAL DATA**

Source of Referrals by Type of Offense, Race and Sex for CY 2008

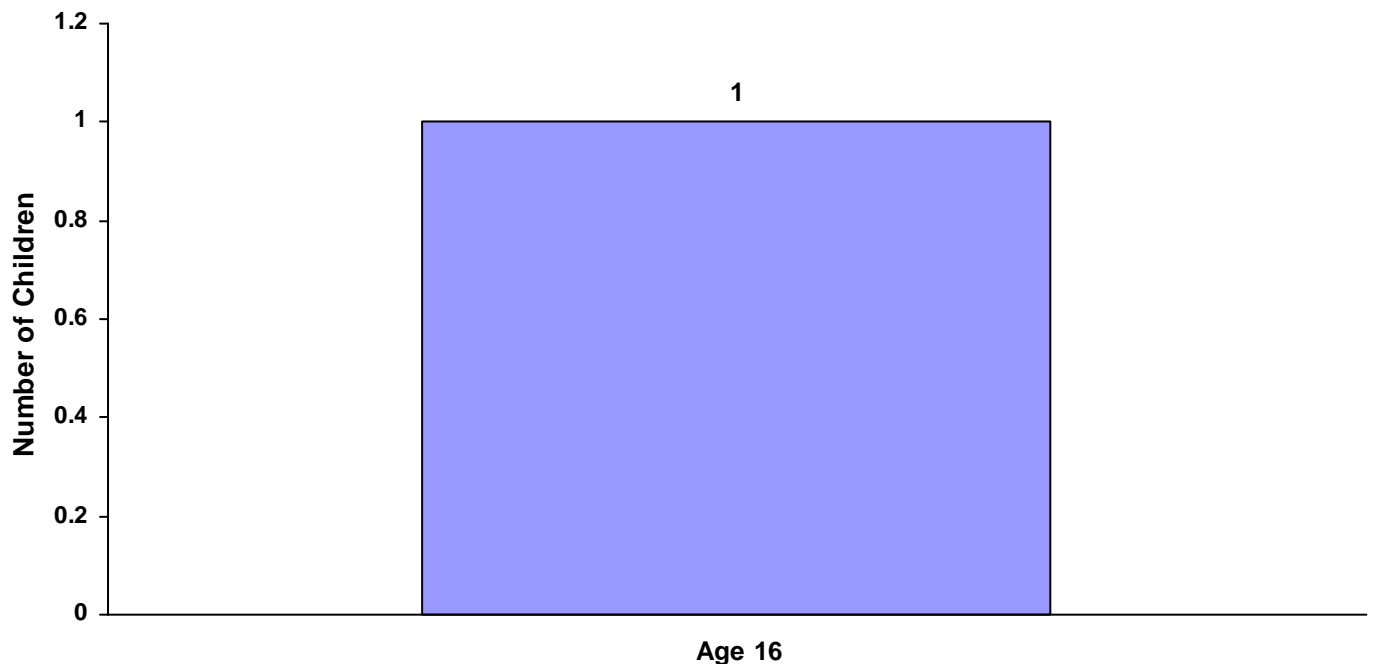
	White Male	African American Male	Other Race Male	White Female	African American Female	Other Race Female	Unknown Race or Sex	Total
<u>Special Proceedings</u>								
Other State Department	58	1	1	64	0	0	1	125
DCS	51	13	1	47	4	2	1	119
Parents	46	5	0	43	1	0	0	95
Relatives	36	0	0	26	1	0	0	63
Other	8	3	0	18	0	0	0	29
Court Staff	19	0	0	6	0	1	0	26
CSA	2	0	0	4	0	0	1	7
Social Agency	6	0	1	0	0	0	0	7
Law Enforcement	2	0	0	3	0	0	0	5
Child & Parent	1	0	0	2	0	0	0	3
Other Court	1	0	0	0	0	0	0	1
School	1	0	0	0	0	0	0	1
District Attorney's Office	0	0	0	0	0	0	0	0
Hospital	0	0	0	0	0	0	0	0
Self	0	0	0	0	0	0	0	0
Unknown	0	0	0	0	0	0	0	0
Victim	0	0	0	0	0	0	0	0
Totals	231	22	3	213	6	3	3	481
<u>Other</u>								
DCS	15	1	0	10	0	0	0	26
Other	4	7	0	5	2	0	0	18
Parents	8	1	0	1	1	0	0	11
Law Enforcement	8	0	0	0	0	0	0	8
Child & Parent	1	0	0	1	0	0	0	2
Hospital	2	0	0	0	0	0	0	2
Relatives	1	0	0	1	0	0	0	2
Victim	1	0	1	0	0	0	0	2
School	1	0	0	0	0	0	0	1
Court Staff	0	0	0	0	0	0	0	0
CSA	0	0	0	0	0	0	0	0
District Attorney's Office	0	0	0	0	0	0	0	0
Other Court	0	0	0	0	0	0	0	0
Other State Department	0	0	0	0	0	0	0	0
Self	0	0	0	0	0	0	0	0
Social Agency	0	0	0	0	0	0	0	0
Unknown	0	0	0	0	0	0	0	0
Totals	41	9	1	18	3	0	0	72
All Referral Source Totals	508	33	4	357	11	5	7	925

**TENNESSEE COUNCIL OF JUVENILE AND FAMILY COURT JUDGES
2008 GRAINGER COUNTY JUVENILE COURT STATISTICAL DATA**

**Children Referred for Unlawful Carrying/Possession of a Weapon for CY 2008
Total Children = 890**

	White Male	African American Male	Other Race Male	White Female	African American Female	Other Race Female	Unknown Race or Sex	Total	% of All Children Referred
Age Under 1	0	0	0	0	0	0	0	0	0.00%
Age 1	0	0	0	0	0	0	0	0	0.00%
Age 2	0	0	0	0	0	0	0	0	0.00%
Age 3	0	0	0	0	0	0	0	0	0.00%
Age 4	0	0	0	0	0	0	0	0	0.00%
Age 5	0	0	0	0	0	0	0	0	0.00%
Age 6	0	0	0	0	0	0	0	0	0.00%
Age 7	0	0	0	0	0	0	0	0	0.00%
Age 8	0	0	0	0	0	0	0	0	0.00%
Age 9	0	0	0	0	0	0	0	0	0.00%
Age 10	0	0	0	0	0	0	0	0	0.00%
Age 11	0	0	0	0	0	0	0	0	0.00%
Age 12	0	0	0	0	0	0	0	0	0.00%
Age 13	0	0	0	0	0	0	0	0	0.00%
Age 14	0	0	0	0	0	0	0	0	0.00%
Age 15	0	0	0	0	0	0	0	0	0.00%
Age 16	1	0	0	0	0	0	0	1	0.11%
Age 17	0	0	0	0	0	0	0	0	0.00%
Age 18	0	0	0	0	0	0	0	0	0.00%
Age 19 and Over	0	0	0	0	0	0	0	0	0.00%
Totals	1	0	0	0	0	0	0	1	

Total Children Referred for Unlawfully Carrying/Possessing Weapons



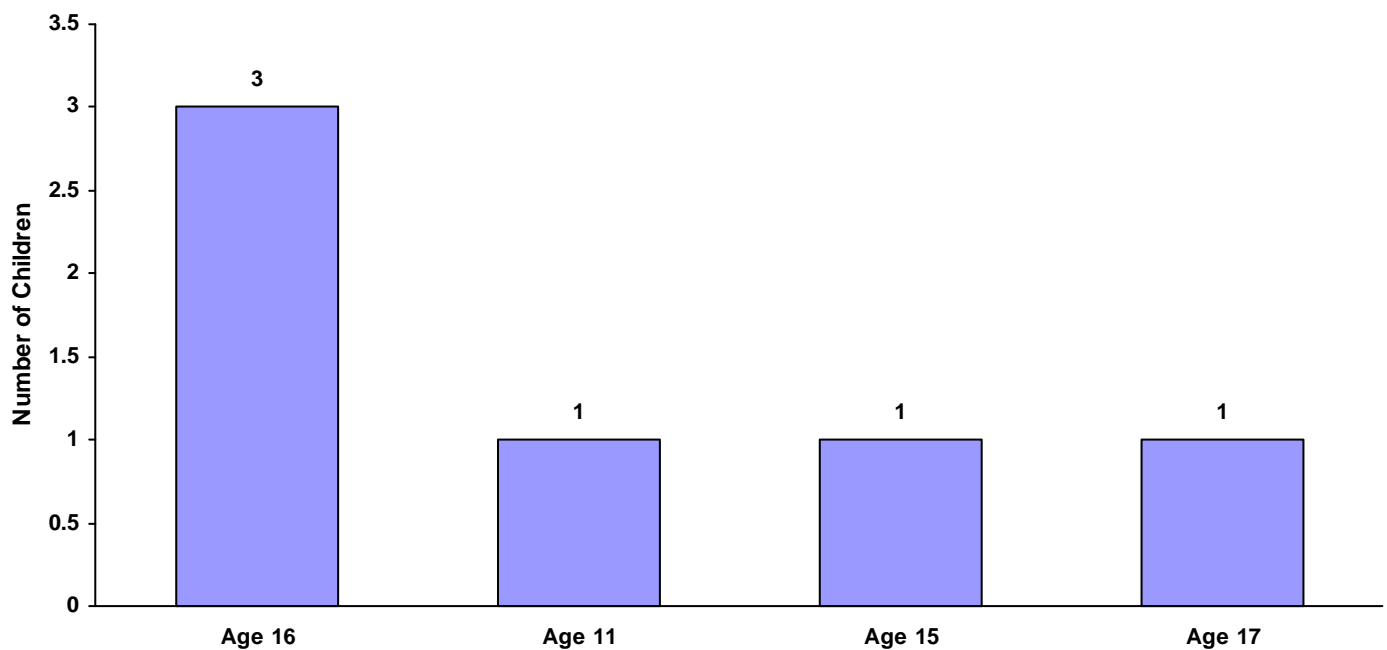
**TENNESSEE COUNCIL OF JUVENILE AND FAMILY COURT JUDGES
2008 GRAINGER COUNTY JUVENILE COURT STATISTICAL DATA**

Children Referred for Carrying Weapons on School Property for CY 2008

Total Children = 890

	White Male	African American Male	Other Race Male	White Female	African American Female	Other Race Female	Unknown Race or Sex	Total	% of Children Referred
Age Under 1	0	0	0	0	0	0	0	0	0.00%
Age 1	0	0	0	0	0	0	0	0	0.00%
Age 2	0	0	0	0	0	0	0	0	0.00%
Age 3	0	0	0	0	0	0	0	0	0.00%
Age 4	0	0	0	0	0	0	0	0	0.00%
Age 5	0	0	0	0	0	0	0	0	0.00%
Age 6	0	0	0	0	0	0	0	0	0.00%
Age 7	0	0	0	0	0	0	0	0	0.00%
Age 8	0	0	0	0	0	0	0	0	0.00%
Age 9	0	0	0	0	0	0	0	0	0.00%
Age 10	0	0	0	0	0	0	0	0	0.00%
Age 11	1	0	0	0	0	0	0	1	0.11%
Age 12	0	0	0	0	0	0	0	0	0.00%
Age 13	0	0	0	0	0	0	0	0	0.00%
Age 14	0	0	0	0	0	0	0	0	0.00%
Age 15	1	0	0	0	0	0	0	1	0.11%
Age 16	3	0	0	0	0	0	0	3	0.34%
Age 17	1	0	0	0	0	0	0	1	0.11%
Age 18	0	0	0	0	0	0	0	0	0.00%
Age 19 and Over	0	0	0	0	0	0	0	0	0.00%
Totals	6	0	0	0	0	0	0	6	

Total Children Referred for Carrying Weapons on School Property

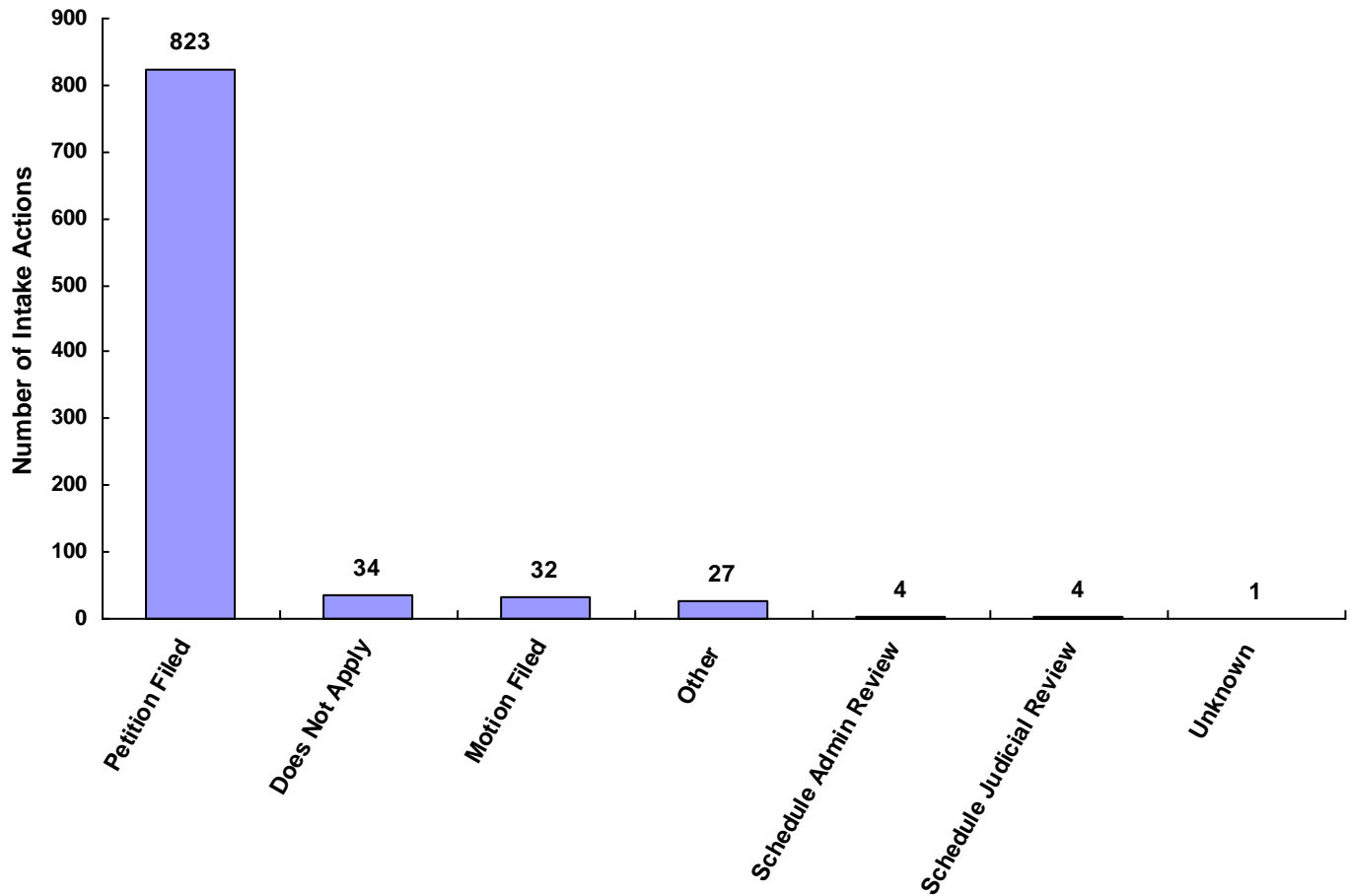


**TENNESSEE COUNCIL OF JUVENILE AND FAMILY COURT JUDGES
2008 GRAINGER COUNTY JUVENILE COURT STATISTICAL DATA**

Intake Actions at Referral by Race and Sex for CY 2008

	White Male	African American Male	Other Race Male	White Female	African American Female	Other Race Female	Unknown Race or Sex	Total	% of Total Referrals
Petition Filed	457	23	2	324	7	3	7	823	88.97%
Motion Filed	9	9	0	10	4	0	0	32	3.46%
Citation Processed	0	0	0	0	0	0	0	0	0.00%
Paternity Processed Notice	0	0	0	0	0	0	0	0	0.00%
Schedule Judicial Review	3	0	0	1	0	0	0	4	0.43%
Schedule Admin Review	3	0	0	1	0	0	0	4	0.43%
Schedule Foster Care Review	0	0	0	0	0	0	0	0	0.00%
Unknown	0	0	0	1	0	0	0	1	0.11%
Does Not Apply	20	1	1	11	0	1	0	34	3.68%
Other	16	0	1	9	0	1	0	27	2.92%
Totals	508	33	4	357	11	5	7	925	

Total Intake Actions at Referral



**TENNESSEE COUNCIL OF JUVENILE AND FAMILY COURT JUDGES
2008 GRAINGER COUNTY JUVENILE COURT STATISTICAL DATA**

Intake Actions of Referrals by Class of Offense, Race and Sex for CY 2008

	White Male	African American Male	Other Race Male	White Female	African American Female	Other Race Female	Unknown Race or Sex	Total
<u>Offenses Against Persons</u>								
Petition Filed	22	0	0	9	0	0	3	34
Motion Filed	0	0	0	1	0	0	0	1
Scheduling of Judicial Review	1	0	0	0	0	0	0	1
Citation Processed	0	0	0	0	0	0	0	0
Notification of Paternity Processed	0	0	0	0	0	0	0	0
Scheduling of Administrative Review	0	0	0	0	0	0	0	0
Scheduling of Foster Care Review	0	0	0	0	0	0	0	0
Unknown	0	0	0	0	0	0	0	0
Does Not Apply	0	0	0	0	0	0	0	0
Other	0	0	0	0	0	0	0	0
Totals	23	0	0	10	0	0	3	36

<u>Offenses Against Property</u>								
Petition Filed	55	0	0	6	0	0	0	61
Other	4	0	0	1	0	0	0	5
Motion Filed	0	0	0	0	0	0	0	0
Citation Processed	0	0	0	0	0	0	0	0
Notification of Paternity Processed	0	0	0	0	0	0	0	0
Scheduling of Judicial Review	0	0	0	0	0	0	0	0
Scheduling of Administrative Review	0	0	0	0	0	0	0	0
Scheduling of Foster Care Review	0	0	0	0	0	0	0	0
Unknown	0	0	0	0	0	0	0	0
Does Not Apply	0	0	0	0	0	0	0	0
Totals	59	0	0	7	0	0	0	66

<u>Illegal Conduct</u>								
Petition Filed	42	0	0	10	0	0	1	53
Scheduling of Judicial Review	0	0	0	1	0	0	0	1
Motion Filed	0	0	0	0	0	0	0	0
Citation Processed	0	0	0	0	0	0	0	0
Notification of Paternity Processed	0	0	0	0	0	0	0	0
Scheduling of Administrative Review	0	0	0	0	0	0	0	0
Scheduling of Foster Care Review	0	0	0	0	0	0	0	0
Unknown	0	0	0	0	0	0	0	0
Does Not Apply	0	0	0	0	0	0	0	0
Other	0	0	0	0	0	0	0	0
Totals	42	0	0	11	0	0	1	54

**TENNESSEE COUNCIL OF JUVENILE AND FAMILY COURT JUDGES
2008 GRAINGER COUNTY JUVENILE COURT STATISTICAL DATA**

Intake Actions of Referrals by Class of Offense, Race and Sex for CY 2008

	White Male	African American Male	Other Race Male	White Female	African American Female	Other Race Female	Unknown Race or Sex	Total
<u>Status Offenses</u>								
Petition Filed	66	0	0	53	0	1	0	120
Unknown	0	0	0	1	0	0	0	1
Motion Filed	0	0	0	0	0	0	0	0
Citation Processed	0	0	0	0	0	0	0	0
Notification of Paternity Processed	0	0	0	0	0	0	0	0
Scheduling of Judicial Review	0	0	0	0	0	0	0	0
Scheduling of Administrative Review	0	0	0	0	0	0	0	0
Scheduling of Foster Care Review	0	0	0	0	0	0	0	0
Does Not Apply	0	0	0	0	0	0	0	0
Other	0	0	0	0	0	0	0	0
Totals	66	0	0	54	0	1	0	121

	White Male	African American Male	Other Race Male	White Female	African American Female	Other Race Female	Unknown Race or Sex	Total
<u>Dependency/Neglect</u>								
Petition Filed	46	2	0	43	2	1	0	94
Motion Filed	0	0	0	1	0	0	0	1
Citation Processed	0	0	0	0	0	0	0	0
Notification of Paternity Processed	0	0	0	0	0	0	0	0
Scheduling of Judicial Review	0	0	0	0	0	0	0	0
Scheduling of Administrative Review	0	0	0	0	0	0	0	0
Scheduling of Foster Care Review	0	0	0	0	0	0	0	0
Unknown	0	0	0	0	0	0	0	0
Does Not Apply	0	0	0	0	0	0	0	0
Other	0	0	0	0	0	0	0	0
Totals	46	2	0	44	2	1	0	95

	White Male	African American Male	Other Race Male	White Female	African American Female	Other Race Female	Unknown Race or Sex	Total
<u>Other Violation Proceedings</u>								
Petition Filed	0	0	0	0	0	0	0	0
Motion Filed	0	0	0	0	0	0	0	0
Citation Processed	0	0	0	0	0	0	0	0
Notification of Paternity Processed	0	0	0	0	0	0	0	0
Scheduling of Judicial Review	0	0	0	0	0	0	0	0
Scheduling of Administrative Review	0	0	0	0	0	0	0	0
Scheduling of Foster Care Review	0	0	0	0	0	0	0	0
Unknown	0	0	0	0	0	0	0	0
Does Not Apply	0	0	0	0	0	0	0	0
Other	0	0	0	0	0	0	0	0
Totals	0	0	0	0	0	0	0	0

**TENNESSEE COUNCIL OF JUVENILE AND FAMILY COURT JUDGES
2008 GRAINGER COUNTY JUVENILE COURT STATISTICAL DATA**

Intake Actions of Referrals by Class of Offense, Race and Sex for CY 2008

	White Male	African American Male	Other Race Male	White Female	African American Female	Other Race Female	Unknown Race or Sex	Total
<u>Parentage</u>								
Petition Filed	167	7	2	160	1	0	2	339
Motion Filed	4	1	0	5	1	0	0	11
Other	1	0	0	3	0	0	0	4
Citation Processed	0	0	0	0	0	0	0	0
Notification of Paternity Processed	0	0	0	0	0	0	0	0
Scheduling of Judicial Review	0	0	0	0	0	0	0	0
Scheduling of Administrative Review	0	0	0	0	0	0	0	0
Scheduling of Foster Care Review	0	0	0	0	0	0	0	0
Unknown	0	0	0	0	0	0	0	0
Does Not Apply	0	0	0	0	0	0	0	0
Totals	172	8	2	168	2	0	2	354
<u>Special Proceedings</u>								
Petition Filed	28	13	0	31	4	1	1	78
Does Not Apply	20	1	0	11	0	1	0	33
Other	9	0	1	3	0	1	0	14
Scheduling of Judicial Review	2	0	0	0	0	0	0	2
Motion Filed	0	0	0	0	0	0	0	0
Citation Processed	0	0	0	0	0	0	0	0
Notification of Paternity Processed	0	0	0	0	0	0	0	0
Scheduling of Administrative Review	0	0	0	0	0	0	0	0
Scheduling of Foster Care Review	0	0	0	0	0	0	0	0
Unknown	0	0	0	0	0	0	0	0
Totals	59	14	1	45	4	3	1	127
<u>Other</u>								
Petition Filed	31	1	0	12	0	0	0	44
Motion Filed	5	8	0	3	3	0	0	19
Scheduling of Administrative Review	3	0	0	1	0	0	0	4
Other	2	0	0	2	0	0	0	4
Does Not Apply	0	0	1	0	0	0	0	1
Citation Processed	0	0	0	0	0	0	0	0
Notification of Paternity Processed	0	0	0	0	0	0	0	0
Scheduling of Judicial Review	0	0	0	0	0	0	0	0
Scheduling of Foster Care Review	0	0	0	0	0	0	0	0
Unknown	0	0	0	0	0	0	0	0
Totals	41	9	1	18	3	0	0	72
All Intake Action Totals	508	33	4	357	11	5	7	925

**TENNESSEE COUNCIL OF JUVENILE AND FAMILY COURT JUDGES
2008 GRAINGER COUNTY JUVENILE COURT STATISTICAL DATA**

Detention Statistics at Referral by Individual Child by Race and Sex for CY 2008

	White Male	African American Male	Other Race Male	White Female	African American Female	Other Race Female	Unknown Race or Sex	Total	% of Total Children
Does Not Apply	430	33	3	340	11	5	5	827	92.92%
Juvenile Detention Facility	49	0	1	10	0	0	1	61	6.85%
Non-Secure Placement	1	0	0	0	0	0	0	1	0.11%
Psychiatric Hospital	1	0	0	0	0	0	0	1	0.11%
Jail - Complete Separation	0	0	0	0	0	0	0	0	0.00%
Jail - Partial Separation	0	0	0	0	0	0	0	0	0.00%
Jail - No Separation	0	0	0	0	0	0	0	0	0.00%
Unknown	0	0	0	0	0	0	0	0	0.00%
Other	0	0	0	0	0	0	0	0	0.00%
Totals	481	33	4	350	11	5	6	890	

Detention Statistics at Referral by Individual Case for CY 2008

	Cases	% of Total Cases
Does Not Apply	842	92.83%
Juvenile Detention Facility	63	6.95%
Non-Secure Placement	1	0.11%
Psychiatric Hospital	1	0.11%
Jail - Complete Separation	0	0.00%
Jail - Partial Separation	0	0.00%
Jail - No Separation	0	0.00%
Unknown	0	0.00%
Other	0	0.00%
	907	100.00%

Detention Statistics above are reported separately by Child and by Case. One child may have multiple cases.

Does Not Apply: Refers to cases not eligible for detention due to the type of Referral or the decision not to detain.

**TENNESSEE COUNCIL OF JUVENILE AND FAMILY COURT JUDGES
2008 GRAINGER COUNTY JUVENILE COURT STATISTICAL DATA**

Placement after Secure Detention Hearing by Individual Child by Race and Sex for CY 2008

	White Male	African American Male	Other Race Male	White Female	African American Female	Other Race Female	Unknown Race or Sex	Total	% of Total Children
Does Not Apply	429	33	3	340	11	5	5	826	92.81%
Returned to Prior Living Arr	15	0	0	8	0	0	1	24	2.70%
Psychiatric Hospital	23	0	0	0	0	0	0	23	2.58%
Juvenile Detention Facility	7	0	1	2	0	0	0	10	1.12%
Other	4	0	0	0	0	0	0	4	0.45%
Shelter / Group Home	3	0	0	0	0	0	0	3	0.34%
Jail	0	0	0	0	0	0	0	0	0.00%
Foster Family Home	0	0	0	0	0	0	0	0	0.00%
Unknown	0	0	0	0	0	0	0	0	0.00%
Totals	481	33	4	350	11	5	6	890	

Placement after Secure Detention Hearing by Individual Case for CY 2008

	Cases	% of Total Cases
Does Not Apply	841	92.72%
Returned to Prior Living Arrangement	26	2.87%
Psychiatric Hospital	23	2.54%
Juvenile Detention Facility	10	1.10%
Other	4	0.44%
Shelter / Group Home	3	0.33%
Jail	0	0.00%
Foster Family Home	0	0.00%
Unknown	0	0.00%
	907	100.00%

Detention Statistics above are reported separately by Child and by Case. One child may have multiple cases.

Does Not Apply: Refers to cases not eligible for detention due to the type of Referral or the decision not to detain.

**TENNESSEE COUNCIL OF JUVENILE AND FAMILY COURT JUDGES
2008 GRAINGER COUNTY JUVENILE COURT STATISTICAL DATA**

Dispositional Procedures for CY 2008

Procedures used to Dispose or Adjust all Referrals

	Number	% of All Referrals
Formally Adjudicated	379	40.97%
Informally Adjusted	1	0.11%
Transfer to Adult Court Hearings and Charges Cleared	0	0.00%
Otherwise Handled	545	58.92%
	925	100.00%

Referrals Disposed by Formal Adjudicatory Proceedings

	Number	% of All Referrals
Dismissed	66	7.14%
Retired / Nolle Prosequi	1	0.11%
Complaint Substantiated Delinquent	74	8.00%
Complaint Substantiated Status Offender	85	9.19%
Complaint Substantiated Dependent/Neglect	142	15.35%
Complaint Substantiated Abused	10	1.08%
Complaint Substantiated Mentally Ill	1	0.11%
	379	40.98%

Referrals Disposed by Other Actions

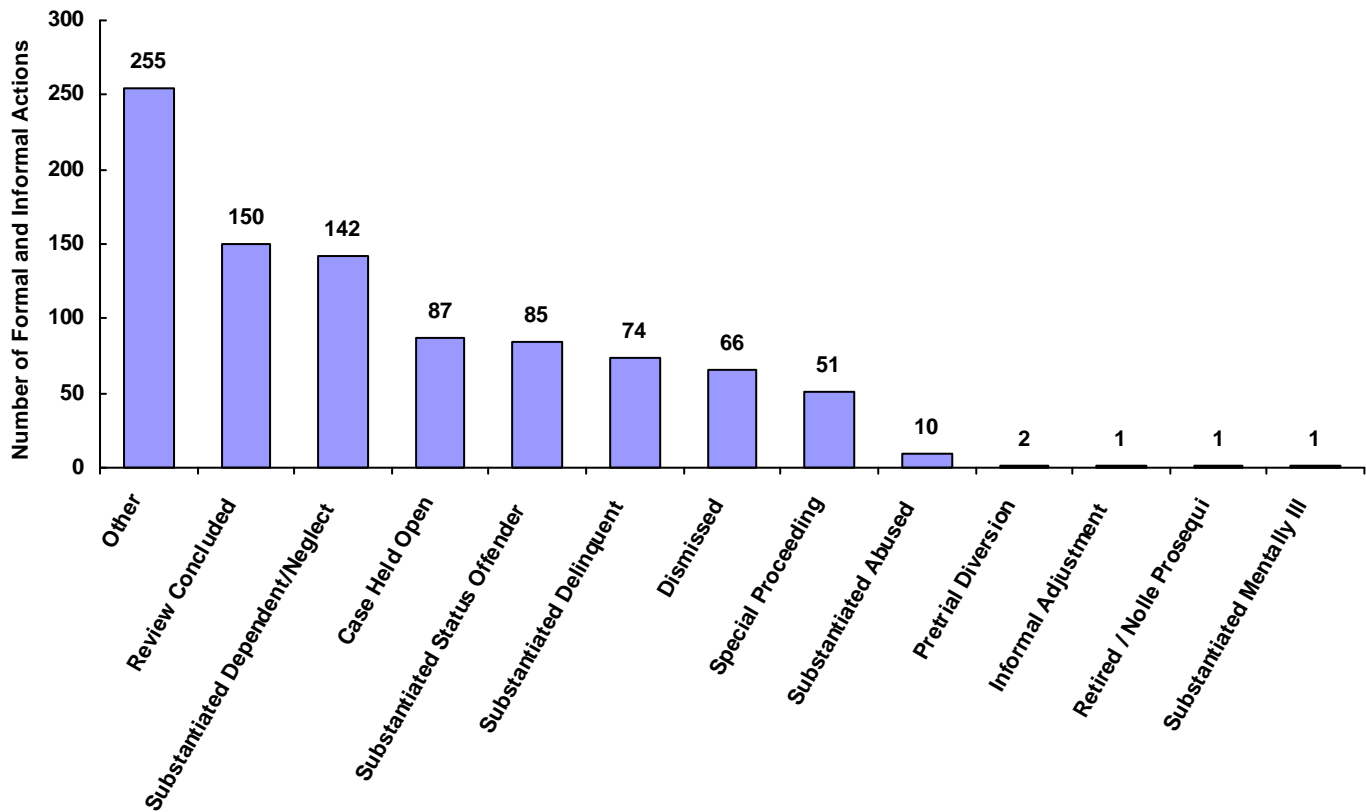
	Number	% of All Referrals
Informal Adjustment	1	0.11%
Transfer to Adult Court Hearing	0	0.00%
Charges Cleared by Transfer to Adult Court	0	0.00%
Pretrial Diversion	2	0.22%
Special Proceeding	51	5.51%
Review Concluded	150	16.22%
Case Held Open	87	9.41%
Other	255	27.57%
Unknown	0	0.00%
	546	59.04%

TENNESSEE COUNCIL OF JUVENILE AND FAMILY COURT JUDGES 2008 GRAINGER COUNTY JUVENILE COURT STATISTICAL DATA

Formal and Informal Actions by Race and Sex for CY 2008

	White Male	African American Male	Other Race Male	White Female	African American Female	Other Race Female	Unknown Race or Sex	Total	% of Total Referrals
Dismissed	37	0	0	27	0	0	2	66	7.14%
Retired / Nolle Prosequi	1	0	0	0	0	0	0	1	0.11%
Substantiated Delinquent	68	0	0	6	0	0	0	74	8.00%
Substantiated Status Offender	49	1	0	32	0	1	2	85	9.19%
Substantiated Dependent/Neglect	76	1	1	61	2	1	0	142	15.35%
Substantiated Abused	3	0	0	6	0	0	1	10	1.08%
Substantiated Mentally Ill	1	0	0	0	0	0	0	1	0.11%
Informal Adjustment	0	0	0	1	0	0	0	1	0.11%
Pretrial Diversion	1	0	0	1	0	0	0	2	0.22%
Transfer to Adult Court Hearing	0	0	0	0	0	0	0	0	0.00%
Cleared by Transfer to Adult Court	0	0	0	0	0	0	0	0	0.00%
Special Proceeding	22	0	0	29	0	0	0	51	5.51%
Review Concluded	70	15	1	55	4	3	2	150	16.22%
Case Held Open	48	0	0	39	0	0	0	87	9.41%
Unknown	0	0	0	0	0	0	0	0	0.00%
Other	132	16	2	100	5	0	0	255	27.57%
Totals	508	33	4	357	11	5	7	925	

Total Formal and Informal Actions



**TENNESSEE COUNCIL OF JUVENILE AND FAMILY COURT JUDGES
2008 GRAINGER COUNTY JUVENILE COURT STATISTICAL DATA**

Formal and Informal Actions by Type of Offense, Race and Sex for CY 2008

	White Male	African American Male	Other Race Male	White Female	African American Female	Other Race Female	Unknown Race or Sex	Total
<u>Delinquent</u>								
Complaint Substantiated Delinquent	60	0	0	5	0	0	0	65
Case Held Open	21	0	0	8	0	0	0	29
Complaint Substantiated Status Offender	14	0	0	3	0	0	2	19
Dismissed	11	0	0	4	0	0	0	15
Other	8	0	0	2	0	0	0	10
Complaint Substantiated Abused	3	0	0	5	0	0	1	9
Review Concluded	4	0	0	0	0	0	1	5
Complaint Substantiated Dependent/Neglect	3	0	0	1	0	0	0	4
Retired / Nolle Prosequi	0	0	0	0	0	0	0	0
Complaint Substantiated Mentally Ill	0	0	0	0	0	0	0	0
Informal Adjustment	0	0	0	0	0	0	0	0
Pretrial Diversion	0	0	0	0	0	0	0	0
Transfer to Adult Court Hearing	0	0	0	0	0	0	0	0
Charges Cleared by Transfer to Adult Court	0	0	0	0	0	0	0	0
Special Proceeding	0	0	0	0	0	0	0	0
Unknown	0	0	0	0	0	0	0	0
Totals	124	0	0	28	0	0	4	156

<u>Status</u>								
Complaint Substantiated Status Offender	32	0	0	29	0	1	0	62
Case Held Open	11	0	0	14	0	0	0	25
Dismissed	9	0	0	5	0	0	0	14
Review Concluded	2	0	0	4	0	0	0	6
Other	6	0	0	0	0	0	0	6
Complaint Substantiated Delinquent	3	0	0	1	0	0	0	4
Complaint Substantiated Dependent/Neglect	2	0	0	1	0	0	0	3
Complaint Substantiated Mentally Ill	1	0	0	0	0	0	0	1
Retired / Nolle Prosequi	0	0	0	0	0	0	0	0
Complaint Substantiated Abused	0	0	0	0	0	0	0	0
Informal Adjustment	0	0	0	0	0	0	0	0
Pretrial Diversion	0	0	0	0	0	0	0	0
Transfer to Adult Court Hearing	0	0	0	0	0	0	0	0
Charges Cleared by Transfer to Adult Court	0	0	0	0	0	0	0	0
Special Proceeding	0	0	0	0	0	0	0	0
Unknown	0	0	0	0	0	0	0	0
Totals	66	0	0	54	0	1	0	121

**TENNESSEE COUNCIL OF JUVENILE AND FAMILY COURT JUDGES
2008 GRAINGER COUNTY JUVENILE COURT STATISTICAL DATA**

Formal and Informal Actions by Type of Offense, Race and Sex for CY 2008

	White Male	African American Male	Other Race Male	White Female	African American Female	Other Race Female	Unknown Race or Sex	Total
<u>Dependency and Neglect</u>								
Complaint Substantiated Dependent/Neglect	43	1	0	39	1	1	0	85
Other	1	1	0	2	1	0	0	5
Review Concluded	1	0	0	1	0	0	0	2
Dismissed	1	0	0	0	0	0	0	1
Complaint Substantiated Abused	0	0	0	1	0	0	0	1
Special Proceeding	0	0	0	1	0	0	0	1
Retired / Nolle Prosequi	0	0	0	0	0	0	0	0
Complaint Substantiated Delinquent	0	0	0	0	0	0	0	0
Complaint Substantiated Status Offender	0	0	0	0	0	0	0	0
Complaint Substantiated Mentally Ill	0	0	0	0	0	0	0	0
Informal Adjustment	0	0	0	0	0	0	0	0
Pretrial Diversion	0	0	0	0	0	0	0	0
Transfer to Adult Court Hearing	0	0	0	0	0	0	0	0
Charges Cleared by Transfer to Adult Court	0	0	0	0	0	0	0	0
Case Held Open	0	0	0	0	0	0	0	0
Unknown	0	0	0	0	0	0	0	0
Totals	46	2	0	44	2	1	0	95
<u>Other Violations</u>								
Dismissed	0	0	0	0	0	0	0	0
Retired / Nolle Prosequi	0	0	0	0	0	0	0	0
Complaint Substantiated Delinquent	0	0	0	0	0	0	0	0
Complaint Substantiated Status Offender	0	0	0	0	0	0	0	0
Complaint Substantiated Dependent/Neglect	0	0	0	0	0	0	0	0
Complaint Substantiated Abused	0	0	0	0	0	0	0	0
Complaint Substantiated Mentally Ill	0	0	0	0	0	0	0	0
Informal Adjustment	0	0	0	0	0	0	0	0
Pretrial Diversion	0	0	0	0	0	0	0	0
Transfer to Adult Court Hearing	0	0	0	0	0	0	0	0
Charges Cleared by Transfer to Adult Court	0	0	0	0	0	0	0	0
Special Proceeding	0	0	0	0	0	0	0	0
Review Concluded	0	0	0	0	0	0	0	0
Case Held Open	0	0	0	0	0	0	0	0
Unknown	0	0	0	0	0	0	0	0
Other	0	0	0	0	0	0	0	0
Totals	0	0	0	0	0	0	0	0

**TENNESSEE COUNCIL OF JUVENILE AND FAMILY COURT JUDGES
2008 GRAINGER COUNTY JUVENILE COURT STATISTICAL DATA**

Formal and Informal Actions by Type of Offense, Race and Sex for CY 2008

	White Male	African American Male	Other Race Male	White Female	African American Female	Other Race Female	Unknown Race or Sex	Total
<u>Special Proceedings</u>								
Other	96	7	1	89	1	0	0	194
Review Concluded	57	14	1	43	4	3	1	123
Complaint Substantiated Dependent/Neglect	27	0	1	18	1	0	0	47
Special Proceeding	19	0	0	28	0	0	0	47
Dismissed	15	0	0	17	0	0	2	34
Case Held Open	12	0	0	17	0	0	0	29
Complaint Substantiated Status Offender	2	1	0	0	0	0	0	3
Pretrial Diversion	1	0	0	1	0	0	0	2
Retired / Nolle Prosequi	1	0	0	0	0	0	0	1
Complaint Substantiated Delinquent	1	0	0	0	0	0	0	1
Complaint Substantiated Abused	0	0	0	0	0	0	0	0
Complaint Substantiated Mentally Ill	0	0	0	0	0	0	0	0
Informal Adjustment	0	0	0	0	0	0	0	0
Transfer to Adult Court Hearing	0	0	0	0	0	0	0	0
Charges Cleared by Transfer to Adult Court	0	0	0	0	0	0	0	0
Unknown	0	0	0	0	0	0	0	0
Totals	231	22	3	213	6	3	3	481
<u>Other</u>								
Other	21	8	1	7	3	0	0	40
Review Concluded	6	1	0	7	0	0	0	14
Complaint Substantiated Delinquent	4	0	0	0	0	0	0	4
Case Held Open	4	0	0	0	0	0	0	4
Complaint Substantiated Dependent/Neglect	1	0	0	2	0	0	0	3
Special Proceeding	3	0	0	0	0	0	0	3
Dismissed	1	0	0	1	0	0	0	2
Complaint Substantiated Status Offender	1	0	0	0	0	0	0	1
Informal Adjustment	0	0	0	1	0	0	0	1
Retired / Nolle Prosequi	0	0	0	0	0	0	0	0
Complaint Substantiated Abused	0	0	0	0	0	0	0	0
Complaint Substantiated Mentally Ill	0	0	0	0	0	0	0	0
Pretrial Diversion	0	0	0	0	0	0	0	0
Transfer to Adult Court Hearing	0	0	0	0	0	0	0	0
Charges Cleared by Transfer to Adult Court	0	0	0	0	0	0	0	0
Unknown	0	0	0	0	0	0	0	0
Totals	41	9	1	18	3	0	0	72
All Action Totals	508	33	4	357	11	5	7	925

**TENNESSEE COUNCIL OF JUVENILE AND FAMILY COURT JUDGES
2008 GRAINGER COUNTY JUVENILE COURT STATISTICAL DATA**

Formal and Informal Actions by Class of Referral, Race and Sex for CY 2008

	White Male	African American Male	Other Race Male	White Female	African American Female	Other Race Female	Unknown Race or Sex	Total
<u>Offenses Against Persons</u>								
Complaint Substantiated Abused	3	0	0	5	0	0	1	9
Complaint Substantiated Delinquent	7	0	0	0	0	0	0	7
Complaint Substantiated Status Offender	3	0	0	0	0	0	2	5
Other	3	0	0	2	0	0	0	5
Case Held Open	3	0	0	1	0	0	0	4
Dismissed	2	0	0	1	0	0	0	3
Complaint Substantiated Dependent/Neglect	1	0	0	1	0	0	0	2
Review Concluded	1	0	0	0	0	0	0	1
Retired / Nolle Prosequi	0	0	0	0	0	0	0	0
Complaint Substantiated Mentally Ill	0	0	0	0	0	0	0	0
Informal Adjustment	0	0	0	0	0	0	0	0
Pretrial Diversion	0	0	0	0	0	0	0	0
Transfer to Adult Court Hearing	0	0	0	0	0	0	0	0
Charges Cleared by Transfer to Adult Court	0	0	0	0	0	0	0	0
Special Proceeding	0	0	0	0	0	0	0	0
Unknown	0	0	0	0	0	0	0	0
Totals	23	0	0	10	0	0	3	36

<u>Offenses Against Property</u>								
Complaint Substantiated Delinquent	34	0	0	3	0	0	0	37
Case Held Open	7	0	0	4	0	0	0	11
Complaint Substantiated Status Offender	8	0	0	0	0	0	0	8
Dismissed	6	0	0	0	0	0	0	6
Review Concluded	2	0	0	0	0	0	0	2
Complaint Substantiated Dependent/Neglect	1	0	0	0	0	0	0	1
Other	1	0	0	0	0	0	0	1
Retired / Nolle Prosequi	0	0	0	0	0	0	0	0
Complaint Substantiated Abused	0	0	0	0	0	0	0	0
Complaint Substantiated Mentally Ill	0	0	0	0	0	0	0	0
Informal Adjustment	0	0	0	0	0	0	0	0
Pretrial Diversion	0	0	0	0	0	0	0	0
Transfer to Adult Court Hearing	0	0	0	0	0	0	0	0
Charges Cleared by Transfer to Adult Court	0	0	0	0	0	0	0	0
Special Proceeding	0	0	0	0	0	0	0	0
Unknown	0	0	0	0	0	0	0	0
Totals	59	0	0	7	0	0	0	66

**TENNESSEE COUNCIL OF JUVENILE AND FAMILY COURT JUDGES
2008 GRAINGER COUNTY JUVENILE COURT STATISTICAL DATA**

Formal and Informal Actions by Class of Referral, Race and Sex for CY 2008

	White Male	African American Male	Other Race Male	White Female	African American Female	Other Race Female	Unknown Race or Sex	Total
<u>Illegal Conduct</u>								
Complaint Substantiated Delinquent	19	0	0	2	0	0	0	21
Case Held Open	11	0	0	3	0	0	0	14
Dismissed	3	0	0	3	0	0	0	6
Complaint Substantiated Status Offender	3	0	0	3	0	0	0	6
Other	4	0	0	0	0	0	0	4
Review Concluded	1	0	0	0	0	0	1	2
Complaint Substantiated Dependent/Neglect	1	0	0	0	0	0	0	1
Retired / Nolle Prosequi	0	0	0	0	0	0	0	0
Complaint Substantiated Abused	0	0	0	0	0	0	0	0
Complaint Substantiated Mentally Ill	0	0	0	0	0	0	0	0
Informal Adjustment	0	0	0	0	0	0	0	0
Pretrial Diversion	0	0	0	0	0	0	0	0
Transfer to Adult Court Hearing	0	0	0	0	0	0	0	0
Charges Cleared by Transfer to Adult Court	0	0	0	0	0	0	0	0
Special Proceeding	0	0	0	0	0	0	0	0
Unknown	0	0	0	0	0	0	0	0
Totals	42	0	0	11	0	0	1	54

Status Offenses

Complaint Substantiated Status Offender	32	0	0	29	0	1	0	62
Case Held Open	11	0	0	14	0	0	0	25
Dismissed	9	0	0	5	0	0	0	14
Review Concluded	2	0	0	4	0	0	0	6
Other	6	0	0	0	0	0	0	6
Complaint Substantiated Delinquent	3	0	0	1	0	0	0	4
Complaint Substantiated Dependent/Neglect	2	0	0	1	0	0	0	3
Complaint Substantiated Mentally Ill	1	0	0	0	0	0	0	1
Retired / Nolle Prosequi	0	0	0	0	0	0	0	0
Complaint Substantiated Abused	0	0	0	0	0	0	0	0
Informal Adjustment	0	0	0	0	0	0	0	0
Pretrial Diversion	0	0	0	0	0	0	0	0
Transfer to Adult Court Hearing	0	0	0	0	0	0	0	0
Charges Cleared by Transfer to Adult Court	0	0	0	0	0	0	0	0
Special Proceeding	0	0	0	0	0	0	0	0
Unknown	0	0	0	0	0	0	0	0
Totals	66	0	0	54	0	1	0	121

**TENNESSEE COUNCIL OF JUVENILE AND FAMILY COURT JUDGES
2008 GRAINGER COUNTY JUVENILE COURT STATISTICAL DATA**

Formal and Informal Actions by Class of Referral, Race and Sex for CY 2008

	White Male	African American Male	Other Race Male	White Female	African American Female	Other Race Female	Unknown Race or Sex	Total
<u>Dependency/Neglect</u>								
Complaint Substantiated Dependent/Neglect	43	1	0	39	1	1	0	85
Other	1	1	0	2	1	0	0	5
Review Concluded	1	0	0	1	0	0	0	2
Dismissed	1	0	0	0	0	0	0	1
Complaint Substantiated Abused	0	0	0	1	0	0	0	1
Special Proceeding	0	0	0	1	0	0	0	1
Retired / Nolle Prosequi	0	0	0	0	0	0	0	0
Complaint Substantiated Delinquent	0	0	0	0	0	0	0	0
Complaint Substantiated Status Offender	0	0	0	0	0	0	0	0
Complaint Substantiated Mentally Ill	0	0	0	0	0	0	0	0
Informal Adjustment	0	0	0	0	0	0	0	0
Pretrial Diversion	0	0	0	0	0	0	0	0
Transfer to Adult Court Hearing	0	0	0	0	0	0	0	0
Charges Cleared by Transfer to Adult Court	0	0	0	0	0	0	0	0
Case Held Open	0	0	0	0	0	0	0	0
Unknown	0	0	0	0	0	0	0	0
Totals	46	2	0	44	2	1	0	95

Other Violation Proceedings

Dismissed	0	0	0	0	0	0	0	0
Retired / Nolle Prosequi	0	0	0	0	0	0	0	0
Complaint Substantiated Delinquent	0	0	0	0	0	0	0	0
Complaint Substantiated Status Offender	0	0	0	0	0	0	0	0
Complaint Substantiated Dependent/Neglect	0	0	0	0	0	0	0	0
Complaint Substantiated Abused	0	0	0	0	0	0	0	0
Complaint Substantiated Mentally Ill	0	0	0	0	0	0	0	0
Informal Adjustment	0	0	0	0	0	0	0	0
Pretrial Diversion	0	0	0	0	0	0	0	0
Transfer to Adult Court Hearing	0	0	0	0	0	0	0	0
Charges Cleared by Transfer to Adult Court	0	0	0	0	0	0	0	0
Special Proceeding	0	0	0	0	0	0	0	0
Review Concluded	0	0	0	0	0	0	0	0
Case Held Open	0	0	0	0	0	0	0	0
Unknown	0	0	0	0	0	0	0	0
Other	0	0	0	0	0	0	0	0
Totals	0	0	0	0	0	0	0	0

**TENNESSEE COUNCIL OF JUVENILE AND FAMILY COURT JUDGES
2008 GRAINGER COUNTY JUVENILE COURT STATISTICAL DATA**

Formal and Informal Actions by Class of Referral, Race and Sex for CY 2008

	White Male	African American Male	Other Race Male	White Female	African American Female	Other Race Female	Unknown Race or Sex	Total
<u>Parentage</u>								
Other	93	7	1	83	1	0	0	185
Special Proceeding	19	0	0	28	0	0	0	47
Complaint Substantiated Dependent/Neglect	26	0	1	18	1	0	0	46
Dismissed	15	0	0	17	0	0	2	34
Case Held Open	10	0	0	15	0	0	0	25
Review Concluded	6	0	0	6	0	0	0	12
Complaint Substantiated Status Offender	1	1	0	0	0	0	0	2
Pretrial Diversion	1	0	0	1	0	0	0	2
Complaint Substantiated Delinquent	1	0	0	0	0	0	0	1
Retired / Nolle Prosequi	0	0	0	0	0	0	0	0
Complaint Substantiated Abused	0	0	0	0	0	0	0	0
Complaint Substantiated Mentally Ill	0	0	0	0	0	0	0	0
Informal Adjustment	0	0	0	0	0	0	0	0
Transfer to Adult Court Hearing	0	0	0	0	0	0	0	0
Charges Cleared by Transfer to Adult Court	0	0	0	0	0	0	0	0
Unknown	0	0	0	0	0	0	0	0
Totals	172	8	2	168	2	0	2	354

<u>Special Proceedings</u>								
Review Concluded	51	14	1	37	4	3	1	111
Other	3	0	0	6	0	0	0	9
Case Held Open	2	0	0	2	0	0	0	4
Retired / Nolle Prosequi	1	0	0	0	0	0	0	1
Complaint Substantiated Status Offender	1	0	0	0	0	0	0	1
Complaint Substantiated Dependent/Neglect	1	0	0	0	0	0	0	1
Dismissed	0	0	0	0	0	0	0	0
Complaint Substantiated Delinquent	0	0	0	0	0	0	0	0
Complaint Substantiated Abused	0	0	0	0	0	0	0	0
Complaint Substantiated Mentally Ill	0	0	0	0	0	0	0	0
Informal Adjustment	0	0	0	0	0	0	0	0
Pretrial Diversion	0	0	0	0	0	0	0	0
Transfer to Adult Court Hearing	0	0	0	0	0	0	0	0
Charges Cleared by Transfer to Adult Court	0	0	0	0	0	0	0	0
Special Proceeding	0	0	0	0	0	0	0	0
Unknown	0	0	0	0	0	0	0	0
Totals	59	14	1	45	4	3	1	127

**TENNESSEE COUNCIL OF JUVENILE AND FAMILY COURT JUDGES
2008 GRAINGER COUNTY JUVENILE COURT STATISTICAL DATA**

Formal and Informal Actions by Class of Referral, Race and Sex for CY 2008

	White Male	African American Male	Other Race Male	White Female	African American Female	Other Race Female	Unknown Race or Sex	Total
<u>Other</u>								
Other	21	8	1	7	3	0	0	40
Review Concluded	6	1	0	7	0	0	0	14
Complaint Substantiated Delinquent	4	0	0	0	0	0	0	4
Case Held Open	4	0	0	0	0	0	0	4
Complaint Substantiated Dependent/Neglect	1	0	0	2	0	0	0	3
Special Proceeding	3	0	0	0	0	0	0	3
Dismissed	1	0	0	1	0	0	0	2
Complaint Substantiated Status Offender	1	0	0	0	0	0	0	1
Informal Adjustment	0	0	0	1	0	0	0	1
Retired / Nolle Prosequi	0	0	0	0	0	0	0	0
Complaint Substantiated Abused	0	0	0	0	0	0	0	0
Complaint Substantiated Mentally Ill	0	0	0	0	0	0	0	0
Pretrial Diversion	0	0	0	0	0	0	0	0
Transfer to Adult Court Hearing	0	0	0	0	0	0	0	0
Charges Cleared by Transfer to Adult Court	0	0	0	0	0	0	0	0
Unknown	0	0	0	0	0	0	0	0
Totals	41	9	1	18	3	0	0	72
<hr/>								
All Action Totals	508	33	4	357	11	5	7	925

**TENNESSEE COUNCIL OF JUVENILE AND FAMILY COURT JUDGES
2008 GRAINGER COUNTY JUVENILE COURT STATISTICAL DATA**

Children Transferred to Adult Court by Age at Disposition Date, Race and Sex for CY 2008

Total Children = 890

	White Male	African American Male	Other Race Male	White Female	African American Female	Other Race Female	Unknown Race or Sex	Total	% of All Children Referred
Age Under 1	0	0	0	0	0	0	0	0	0.00%
Age 1	0	0	0	0	0	0	0	0	0.00%
Age 2	0	0	0	0	0	0	0	0	0.00%
Age 3	0	0	0	0	0	0	0	0	0.00%
Age 4	0	0	0	0	0	0	0	0	0.00%
Age 5	0	0	0	0	0	0	0	0	0.00%
Age 6	0	0	0	0	0	0	0	0	0.00%
Age 7	0	0	0	0	0	0	0	0	0.00%
Age 8	0	0	0	0	0	0	0	0	0.00%
Age 9	0	0	0	0	0	0	0	0	0.00%
Age 10	0	0	0	0	0	0	0	0	0.00%
Age 11	0	0	0	0	0	0	0	0	0.00%
Age 12	0	0	0	0	0	0	0	0	0.00%
Age 13	0	0	0	0	0	0	0	0	0.00%
Age 14	0	0	0	0	0	0	0	0	0.00%
Age 15	0	0	0	0	0	0	0	0	0.00%
Age 16	0	0	0	0	0	0	0	0	0.00%
Age 17	0	0	0	0	0	0	0	0	0.00%
Age 18	0	0	0	0	0	0	0	0	0.00%
Age 19 and Over	0	0	0	0	0	0	0	0	0.00%
Totals	0	0	0	0	0	0	0	0	

Total Children Transferred to Adult Court

**TENNESSEE COUNCIL OF JUVENILE AND FAMILY COURT JUDGES
2008 GRAINGER COUNTY JUVENILE COURT STATISTICAL DATA**

Outcomes by Type Of Disposition, Race and Sex for CY 2008

	White Male	African American Male	Other Race Male	White Female	African American Female	Other Race Female	Unknown Race or Sex	Total
<u>General Action Codes</u>								
Held Open For Review	40	0	0	38	0	1	0	79
Warned / Counseled	32	0	0	28	0	0	0	60
Case Dismissed	29	2	0	23	0	0	1	55
No Contact Order	17	2	0	14	0	0	3	36
Public Service	22	0	0	11	0	0	0	33
Injunction Other than No Contact Order	9	0	0	13	0	0	0	22
Placement with Relative / Other Individual	2	0	0	8	0	0	0	10
Restitution	9	0	0	0	0	0	0	9
House Arrest	7	0	0	0	0	0	0	7
Released from Probation	4	0	1	1	0	0	0	6
Supervision / Probation to Juvenile Court	4	0	0	0	0	0	0	4
Referred for Alcohol and Drug Counseling	4	0	0	0	0	0	0	4
Referral to Juvenile Court Educ-Based Pgm	2	0	0	1	0	0	0	3
Fine	2	0	0	0	0	0	1	3
Referral to Another Entity for Superv/Servc	0	0	0	2	0	0	0	2
Referred for Mental Health Counseling	2	0	0	0	0	0	0	2
Probation to Parents	1	0	0	0	0	0	0	1
Runaway Returned	0	0	0	1	0	0	0	1
Court Defined Curfew	1	0	0	0	0	0	0	1
Case Retired or Nolle Prosequi	0	0	0	0	0	0	0	0
Referred to Alternative School	0	0	0	0	0	0	0	0
Referred to Private Child Agency	0	0	0	0	0	0	0	0
Referred to Defensive Driving School	0	0	0	0	0	0	0	0
Referred to Alcohol Safety School	0	0	0	0	0	0	0	0
Driver's License Held Informally	0	0	0	0	0	0	0	0
Voluntary Placement with DMHMR	0	0	0	0	0	0	0	0
Private Mental Health Placement	0	0	0	0	0	0	0	0
Private MR Placement	0	0	0	0	0	0	0	0
Placement with City/Cnty Agcy/Facility	0	0	0	0	0	0	0	0
Dismissed from Informal Adjustment	0	0	0	0	0	0	0	0
Dismissed from Pretrial Diversion	0	0	0	0	0	0	0	0
Totals	187	4	1	140	0	1	5	338

**TENNESSEE COUNCIL OF JUVENILE AND FAMILY COURT JUDGES
2008 GRAINGER COUNTY JUVENILE COURT STATISTICAL DATA**

Outcomes by Type Of Disposition, Race and Sex for CY 2008

	White Male	African American Male	Other Race Male	White Female	African American Female	Other Race Female	Unknown Race or Sex	Total
<u>Formal Action Codes</u>								
DCS Commitment - Suspended	23	1	0	0	0	1	0	25
DCS Intensive Probation	24	0	0	0	0	0	0	24
DCS Commitment - Custody	10	0	0	1	0	1	0	12
Other Intensive Probation	10	0	0	0	0	0	0	10
Placed Under a Valid Court Order	4	0	0	5	0	0	0	9
DCS Probation	5	0	0	1	0	0	0	6
Supervision by DCS	4	0	0	2	0	0	0	6
Transfer to Another Juvenile Court for Dispo	2	0	0	0	0	0	0	2
DCS Commitment - Determinate	1	0	0	0	0	0	0	1
Transferred to Adult Court	0	0	0	0	0	0	0	0
DMHMR Involuntary Commitment	0	0	0	0	0	0	0	0
Parental Rights Terminated	0	0	0	0	0	0	0	0
Parental Rights Not Terminated	0	0	0	0	0	0	0	0
Totals	83	1	0	9	0	2	0	95

Special Proceedings

Custody Changed	102	4	0	73	2	1	0	182
Court Costs	48	0	0	15	0	0	1	64
Foster Care Continued	19	12	0	18	5	0	0	54
Child Support Granted	13	0	1	12	0	0	0	26
Visitation Changed	6	0	0	2	0	1	0	9
Child Support Amended	6	0	0	3	0	0	0	9
Custody Unchanged	1	0	1	5	0	0	0	7
Order of Reference to DCS	4	0	0	2	0	0	0	6
Paternity Determined / Child Legitimated	0	1	0	3	0	0	0	4
Foster Care Terminated	1	0	0	1	0	0	0	2
Visitation Unchanged	0	0	0	0	0	0	0	0
Voluntary Acknowledgement of Paternity	0	0	0	0	0	0	0	0
Paternity Not Determ/Child Not Legitimated	0	0	0	0	0	0	0	0
Child Support Denied	0	0	0	0	0	0	0	0
Child Support Terminated	0	0	0	0	0	0	0	0
Request for Medical Treatment Granted	0	0	0	0	0	0	0	0
Request for Medical Treatment Denied	0	0	0	0	0	0	0	0
Consent to Marry Granted	0	0	0	0	0	0	0	0
Consent to Marry Denied	0	0	0	0	0	0	0	0
Totals	200	17	2	134	7	2	1	363


Other Outcome Codes

Other	146	11	1	115	4	0	2	279
Totals	146	11	1	115	4	0	2	279

All Outcome Totals	616	33	4	398	11	5	8	1,075
---------------------------	------------	-----------	----------	------------	-----------	----------	----------	--------------

TENNESSEE COUNCIL OF JUVENILE AND FAMILY COURT JUDGES
2008 GRAINGER COUNTY JUVENILE COURT STATISTICAL DATA

Breakdown of Referrals by Court Personnel Executing the Action in CY 2008



	Referrals	% of Referrals
Judge	914	98.81%
Referee	0	0.00%
YSO	0	0.00%
Other	11	1.19%
Total	925	100.00%