

**2008**

**State of Tennessee**

**Annual Juvenile Court Statistical Report**

**Knox County Breakdown**

# TABLE OF CONTENTS

Report Numbers Listed Below are shown at the Bottom of each Report, followed by the Report Page Number

	Report Number
<b>Juvenile Court Referral Process</b>	
Chart – The Juvenile Court Referral Process	1
Chart – Delinquent, Dependent/Neglect/Abuse, and Status/Unruly Referrals	2
Chart – Referrals by Type of Offense	3
Chart – Referrals for Status/Unruly Offenses	4
<b>Children and Referral Counts by Race and Sex</b>	
Table – Children with Delinquent Referrals by Race and Sex	5
Table – Children with Status/Unruly Referrals by Race and Sex	5
Table – Children with Dependency/Neglect/Abuse Allegations by Race and Sex	5
Table – Referrals Delinquent Referrals by Race and Sex	6
Table – Referrals Status/Unruly Referrals by Race and Sex	6
Table – Referrals Dependency/Neglect/Abuse Allegations by Race and Sex	6
Table/Chart – Referrals by Age Group, Race and Sex	7
Table/Chart – Children Referred by Age, Race and Sex	8
Table/Chart – Children Referred by Race and Sex	9
Table/Chart – Children of Hispanic Origin by Race and Sex	10
Table – Referrals by Type of Offense, Age Group, Race and Sex	11
<b>Living Arrangement of the Child at Time of Referral</b>	
Table/Chart – Living Arrangement at Time of Referral by Race and Sex	12
<b>School Status of Individual Children at Time of Referral to Juvenile Court</b>	
Table – Last Grade Completed by Children by Race and Sex	13
Table – Children Enrolled in School	13
Table – Children Enrolled in Special Education	13
<b>Referral Information by Race, Sex and Class of Referral/Offense</b>	
Table/Chart – Class of Referrals by Race and Sex	14
Table - Referrals by Class and Type of Offense by Race and Sex	15
<b>Referral Reasons by Type, Race and Sex</b>	
Table – Referral Reasons by Type of Offense, Race and Sex	16
Table – Top 4 Referral Reasons by Sex and Race	17
Table – Top 4 Referral Reasons by Sex, Race and Type of Offense	18
<b>Source of Referrals to the Juvenile Court</b>	
Table – Source of Referrals by Race and Sex	19
Table – Six Most Frequent Referral Reasons by Source, Race and Sex	20
Table – Source of Referrals by Type of Offense, Race and Sex	21
<b>Children Referred with Weapons Charges</b>	
Table/Chart – Children Referred for Unlawful Carrying/Possession of a Weapon by Age, Race and Sex	22
Table/Chart – Children Referred for Carrying Weapons on School Property	23
<b>Intake Actions at Referral</b>	
Table/Chart – Intake Actions at Referral by Race and Sex	24
Table/Chart – Intake Actions of Referrals by Class of Offense, Race and Sex	25

# TABLE OF CONTENTS


Report Numbers Listed Below are shown at the Bottom of each Report, followed by the Report Page Number

	Report Number
<b>Detention Statistics at Referral</b>	
Table – Detention Statistics at Referral by Individual Child by Race and Sex	26
Table – Detention Statistics at Referral by Individual Case	26
Table – Placement After Secure Detention Hearing by Individual Child by Race and Sex	27
Table – Placement After Secure Detention Hearing by Individual Case	27
<b>Dispositional Procedures</b>	
Table – Procedures used to Dispose or Adjust All Referrals	28
Table – Referrals Disposed by Formal Adjudicatory Proceedings	28
Table – Referrals Disposed by Other Actions	28
<b>Formal and Informal Actions</b>	
Table/Chart – Formal and Informal Actions by Race and Sex	29
Table – Formal and Informal Actions by Type of Offense, Race and Sex	30
Table – Formal and Informal Actions by Class of Referral, Race and Sex	31
<b>Children Transferred to Adult Court</b>	
Table/Chart – Children Transferred to Adult Court by Age, Race and Sex	32
<b>Outcomes by Type of Disposition</b>	
Table – Outcomes by Type of Disposition, Race and Sex	33
<b>Juvenile Court Referrals Disposed County-Wide Based on Number of Referrals</b>	
Table/Chart – Breakdown of Referrals by Court Personnel Executing the Action	34

**TENNESSEE COUNCIL OF JUVENILE AND FAMILY COURT JUDGES  
2008 KNOX COUNTY JUVENILE COURT STATISTICAL DATA**

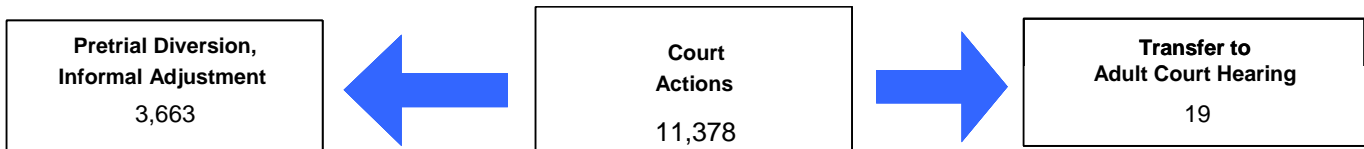
**The Juvenile Court Referral Process for CY 2008**

<b>Delinquent</b> 5,385	<b>Status</b> 1,117	<b>Dependency and Neglect</b> 436	<b>Other Violations</b> 0	<b>Special Proceedings</b> 1,386	<b>Parentage</b> 1,485	<b>Other</b> 1,569
----------------------------	------------------------	--------------------------------------	------------------------------	-------------------------------------	---------------------------	-----------------------



**Parents, Victims, School, Relatives, State Dept, etc.**  
6,158

**Law Enforcement**  
5,220



**Formal Adjudications**  
3,278

**Charges Cleared By Transfer to Adult Court**  
0

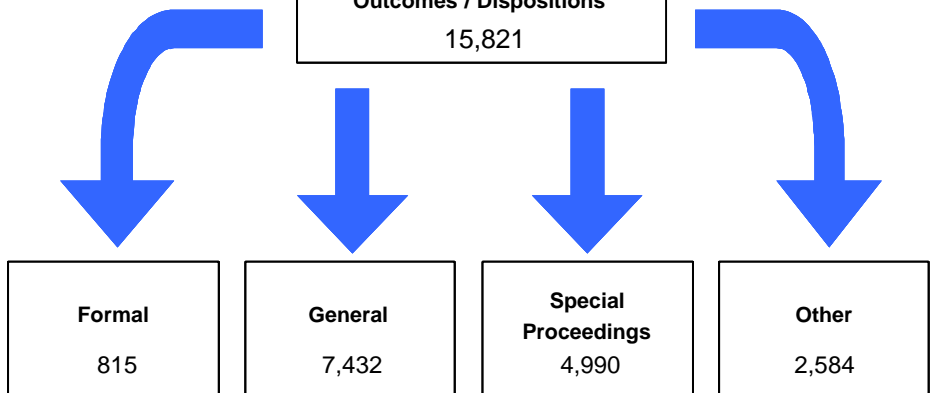
**Special Proceeding**  
2,698

**Review Concluded**  
0

**Case Held Open**  
126

**Other**  
1,594

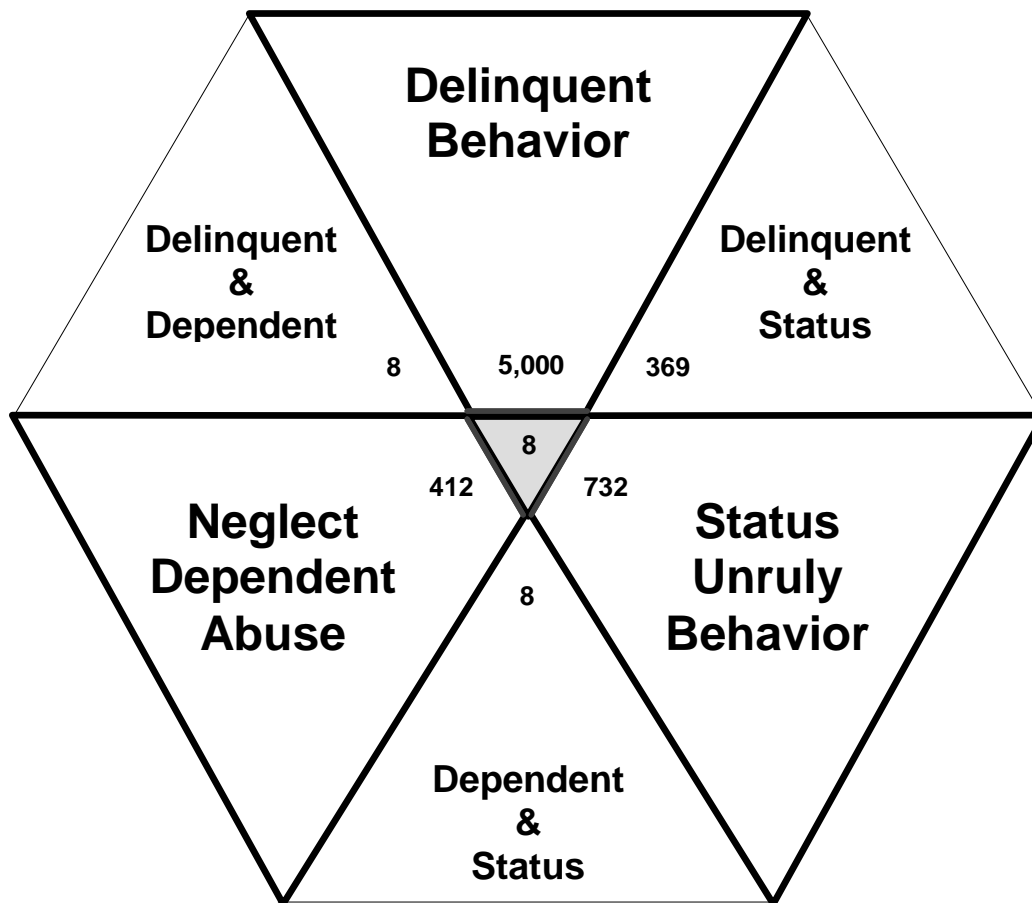
**Juvenile Court System Outcomes / Dispositions**  
15,821



**TENNESSEE COUNCIL OF JUVENILE AND FAMILY COURT JUDGES  
2008 KNOX COUNTY JUVENILE COURT STATISTICAL DATA**

**Delinquent, Dependent/Neglect/Abuse, and Status/Unruly Referrals for CY 2008**

Total = 6,537



The remaining referrals are for:  
Custody, Visitation, Paternity/Legitimation, Child Support,  
Special Procedures and Other Referrals

Each child may be counted  
in more than one category

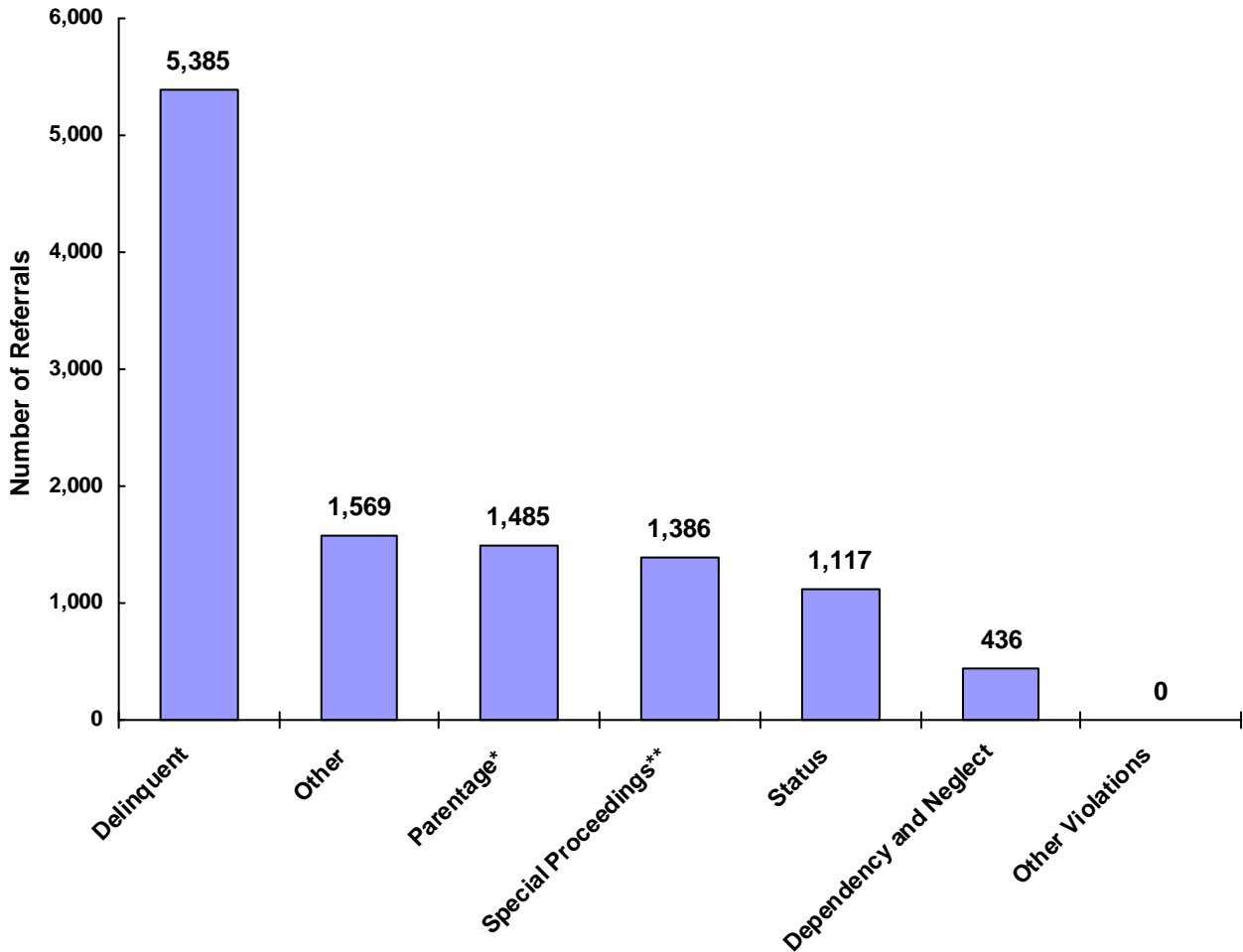
Total number of individual children for ALL referrals  
disposed by juvenile courts during CY 2008 equals  
5,369

Children can have referrals in multiple categories. The drawing above shows that in the year 2008 there were 5,000 referrals to Knox County Juvenile Court for children with only delinquent offenses, 732 for those with only status/unruly behavior, and 412 for children with neglect, dependent or abuse referrals during the calendar year. There were 369 referrals for children that had a delinquent AND a status/unruly referral. There were 8 referrals for children with both delinquent behavior AND a neglect, dependent or abuse allegation. There were 8 referrals for children that had both a status/unruly referral AND a neglect, dependent or abuse allegation. Also, there were 8 referrals for children that had a delinquent referral, a status/unruly referral AND a neglect, dependent or abuse allegation.

TENNESSEE COUNCIL OF JUVENILE AND FAMILY COURT JUDGES  
2008 KNOX COUNTY JUVENILE COURT STATISTICAL DATA

Referrals by Type of Offense in CY 2008

Total Referrals = 11,378



\* Parentage includes: Custody, Visitation, Paternity/Legitimation and Child Support

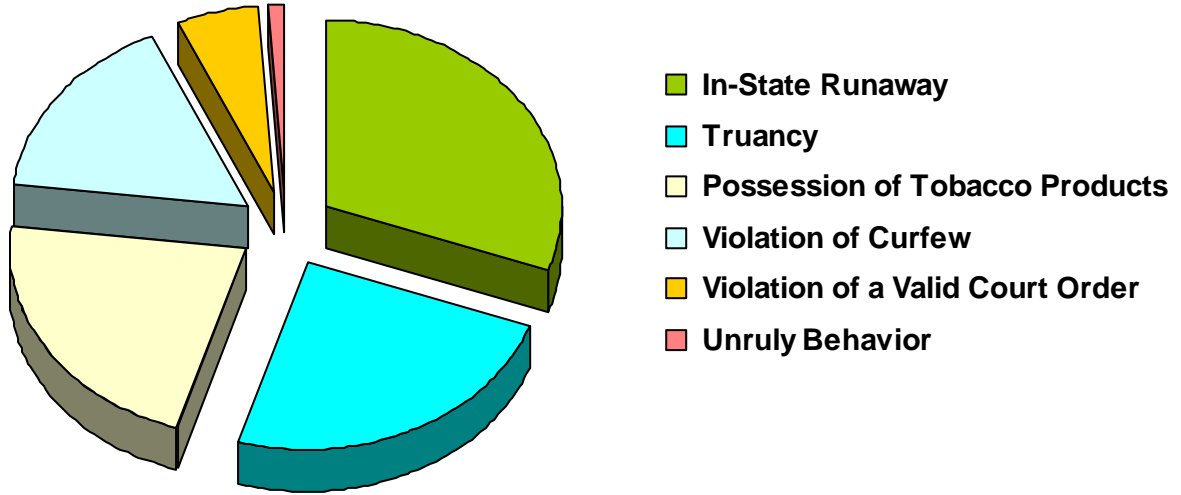
\*\*Special Proceedings include: Judicial Review, Administrative Review, Foster Care Review, Request for Medical Treatment and Consent to Marry

Information from the Juvenile Court represents a total of 5,369 children and 9,208 cases that were reported to the TCJFCJ.

A Status offense is an offense committed by a child that if committed by an adult, would not be considered an offense or unlawful act. An example of this is smoking when not legally an adult.

**TENNESSEE COUNCIL OF JUVENILE AND FAMILY COURT JUDGES  
2008 KNOX COUNTY JUVENILE COURT STATISTICAL DATA**

**Referrals for Status/Unruly Offenses in CY 2008  
Total Status/Unruly Referrals = 1,117**



<b>Referral Reason</b>	<b>Count</b>	<b>Percent</b>
In-State Runaway	341	30.53%
Truancy	271	24.26%
Possession of Tobacco Products	247	22.11%
Violation of Curfew	183	16.38%
Violation of a Valid Court Order	64	5.73%
Unruly Behavior	11	0.98%
Out-of-State Runaway	0	0.00%
<b>Total</b>	<b>1,117</b>	

**TENNESSEE COUNCIL OF JUVENILE AND FAMILY COURT JUDGES  
2008 KNOX COUNTY JUVENILE COURT STATISTICAL DATA**

**Children\* with Delinquent Referrals by Race and Sex for CY 2008**

	White	African American	Native American	Asian	Mixed Race	Unknown Race	Total
<b>Male</b>	1,104	368	0	4	20	84	<b>1,580</b>
<b>Female</b>	708	236	0	1	4	36	<b>985</b>
<b>Unknown Sex</b>	2	1	0	0	0	41	<b>44</b>
<b>Totals</b>	<b>1,814</b>	<b>605</b>	<b>0</b>	<b>5</b>	<b>24</b>	<b>161</b>	<b>2,609</b>

**Children\* with Status/Unruly Referrals by Race and Sex for CY 2008**

	White	African American	Native American	Asian	Mixed Race	Unknown Race	Total
<b>Male</b>	342	127	0	2	9	16	<b>496</b>
<b>Female</b>	227	108	0	2	3	14	<b>354</b>
<b>Unknown Sex</b>	0	0	0	0	0	5	<b>5</b>
<b>Totals</b>	<b>569</b>	<b>235</b>	<b>0</b>	<b>4</b>	<b>12</b>	<b>35</b>	<b>855</b>

**Children\* with Dependency/Neglect/Abuse Allegations by Race and Sex for CY 2008**

	White	African American	Native American	Asian	Mixed Race	Unknown Race	Total
<b>Male</b>	50	16	0	0	1	40	<b>107</b>
<b>Female</b>	46	12	0	0	2	36	<b>96</b>
<b>Unknown Sex</b>	3	0	0	0	0	38	<b>41</b>
<b>Totals</b>	<b>99</b>	<b>28</b>	<b>0</b>	<b>0</b>	<b>3</b>	<b>114</b>	<b>244</b>

\* A child may be counted in more than one category



**TENNESSEE COUNCIL OF JUVENILE AND FAMILY COURT JUDGES  
2008 KNOX COUNTY JUVENILE COURT STATISTICAL DATA**

**Delinquent Referrals by Race and Sex for CY 2008**

	White	African American	Native American	Asian	Mixed Race	Unknown Race	Total
<b>Male</b>	2,133	1,191	0	7	48	174	<b>3,553</b>
<b>Female</b>	1,156	543	0	2	13	60	<b>1,774</b>
<b>Unknown Sex</b>	2	3	0	0	0	53	<b>58</b>
<b>Totals</b>	<b>3,291</b>	<b>1,737</b>	<b>0</b>	<b>9</b>	<b>61</b>	<b>287</b>	<b>5,385</b>

**Status/Unruly Referrals by Race and Sex for CY 2008**

	White	African American	Native American	Asian	Mixed Race	Unknown Race	Total
<b>Male</b>	463	189	0	2	10	19	<b>683</b>
<b>Female</b>	264	142	0	4	4	15	<b>429</b>
<b>Unknown Sex</b>	0	0	0	0	0	5	<b>5</b>
<b>Totals</b>	<b>727</b>	<b>331</b>	<b>0</b>	<b>6</b>	<b>14</b>	<b>39</b>	<b>1,117</b>

**Dependency/Neglect/Abuse Allegations by Race and Sex for CY 2008**

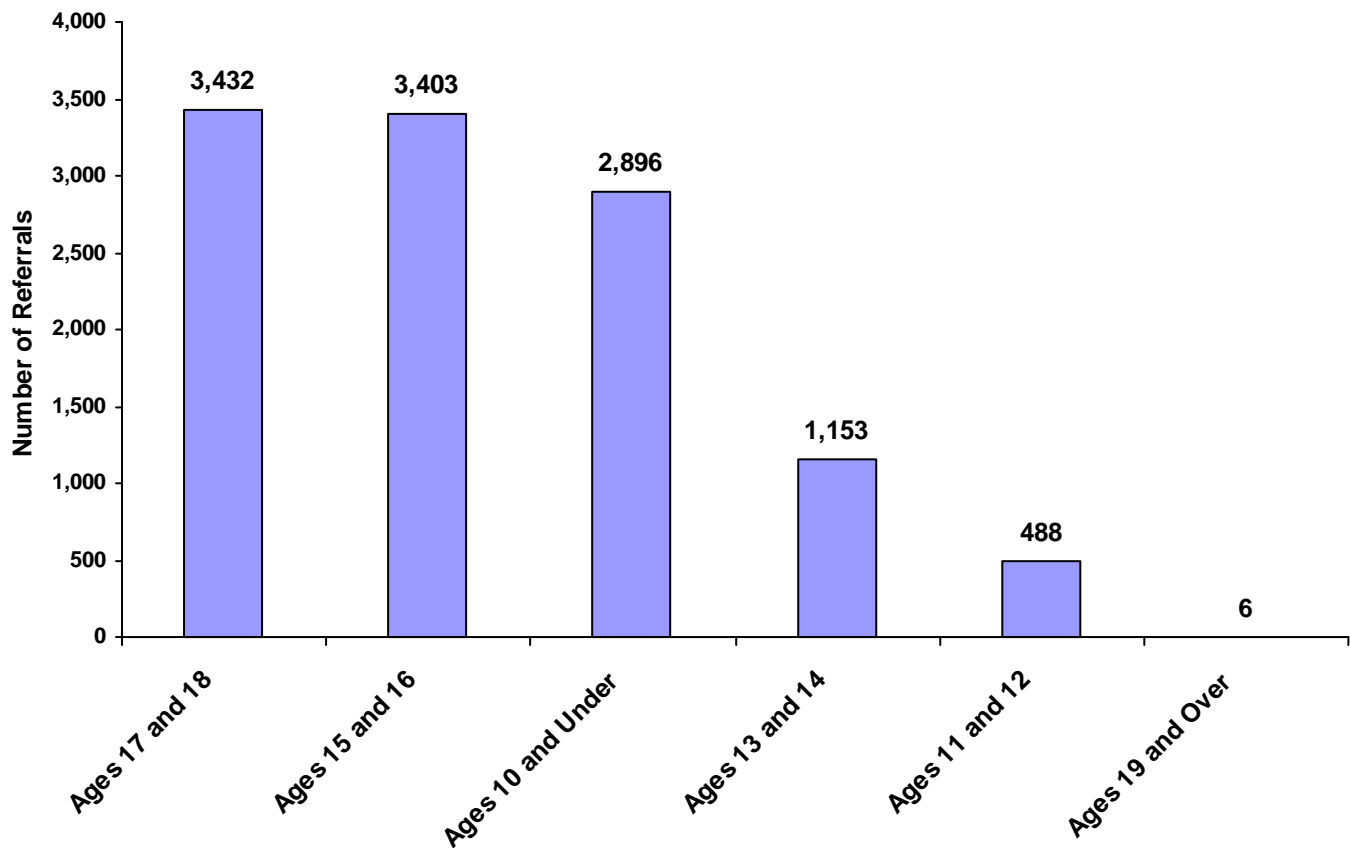
	White	African American	Native American	Asian	Mixed Race	Unknown Race	Total
<b>Male</b>	72	30	0	0	2	83	<b>187</b>
<b>Female</b>	83	21	0	0	5	74	<b>183</b>
<b>Unknown Sex</b>	5	0	0	0	0	61	<b>66</b>
<b>Totals</b>	<b>160</b>	<b>51</b>	<b>0</b>	<b>0</b>	<b>7</b>	<b>218</b>	<b>436</b>

**TENNESSEE COUNCIL OF JUVENILE AND FAMILY COURT JUDGES  
2008 KNOX COUNTY JUVENILE COURT STATISTICAL DATA**

**Referrals by Age Group, Race and Sex for CY 2008**

	White Male	African American Male	Other Race Male	White Female	African American Female	Other Race Female	Unknown Race or Sex	Total	% of Total Referrals
Birth through Age 10	596	165	57	624	146	71	1,237	<b>2,896</b>	<b>25.45%</b>
Ages 11 and 12	111	67	4	112	52	4	138	<b>488</b>	<b>4.29%</b>
Ages 13 and 14	366	253	17	268	138	1	110	<b>1,153</b>	<b>10.13%</b>
Ages 15 and 16	1,281	701	43	747	382	22	227	<b>3,403</b>	<b>29.91%</b>
Ages 17 and 18	1,453	701	25	769	332	10	142	<b>3,432</b>	<b>30.16%</b>
Ages 19 and Over	3	0	0	2	0	0	1	<b>6</b>	<b>0.05%</b>
<b>All Age Group Totals</b>	<b>3,810</b>	<b>1,887</b>	<b>146</b>	<b>2,522</b>	<b>1,050</b>	<b>108</b>	<b>1,855</b>	<b>11,378</b>	

**Total Referrals by Age Group**

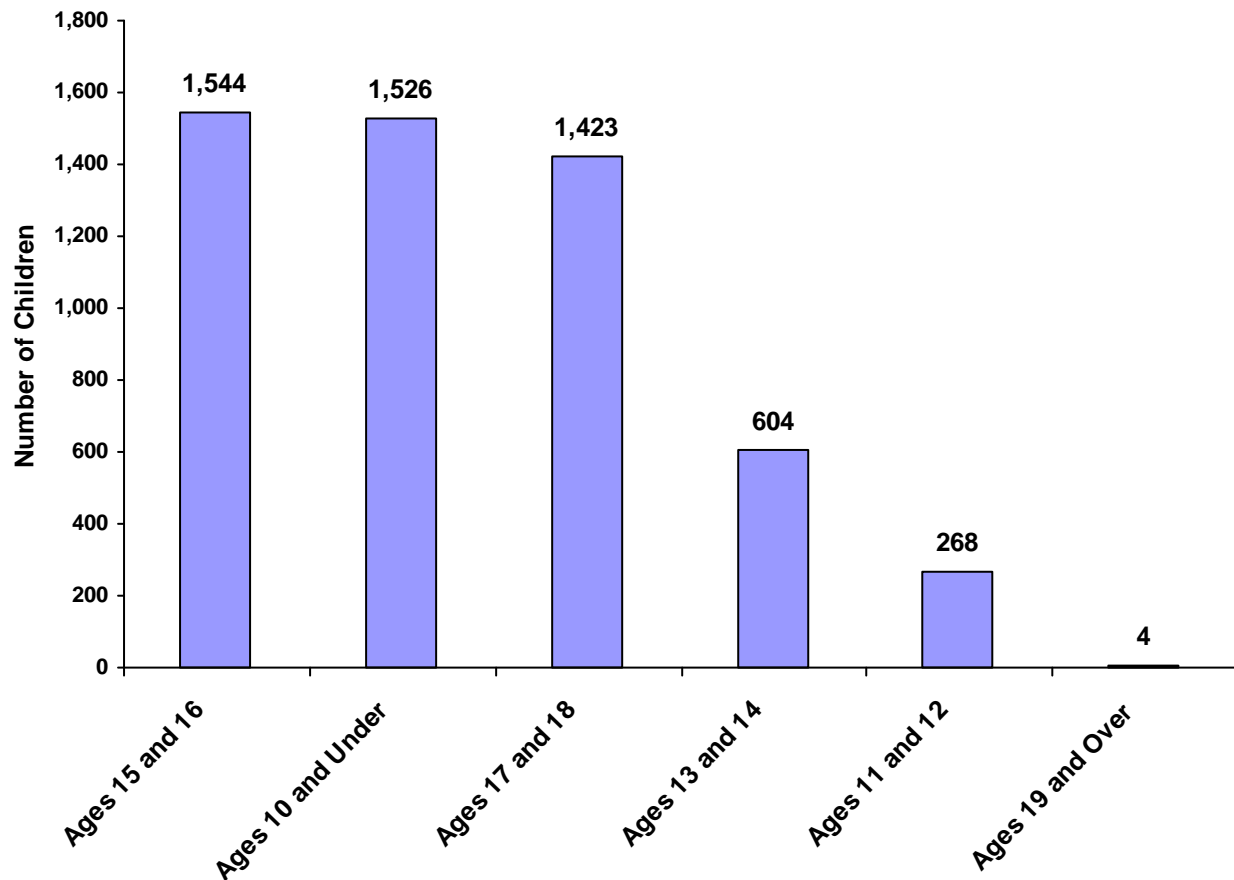


**TENNESSEE COUNCIL OF JUVENILE AND FAMILY COURT JUDGES  
2008 KNOX COUNTY JUVENILE COURT STATISTICAL DATA**

**Children Referred by Age Group, Race and Sex for CY 2008**

	White Male	African American Male	Other Race Male	White Female	African American Female	Other Race Female	Unknown Race or Sex	Total	% of All Children Referred
Ages 10 and Under	343	94	28	318	89	34	620	1,526	28.42%
Ages 11 through 12	68	36	2	64	31	3	64	268	4.99%
Ages 13 through 14	207	96	6	153	74	1	67	604	11.25%
Ages 15 through 16	604	206	12	431	159	7	125	1,544	28.76%
Ages 17 through 18	640	155	9	435	107	4	73	1,423	26.50%
Ages 19 and Over	1	0	0	2	0	0	1	4	0.07%
<b>Total</b>	<b>1,863</b>	<b>587</b>	<b>57</b>	<b>1,403</b>	<b>460</b>	<b>49</b>	<b>950</b>	<b>5,369</b>	

**Total Children by Age Group**

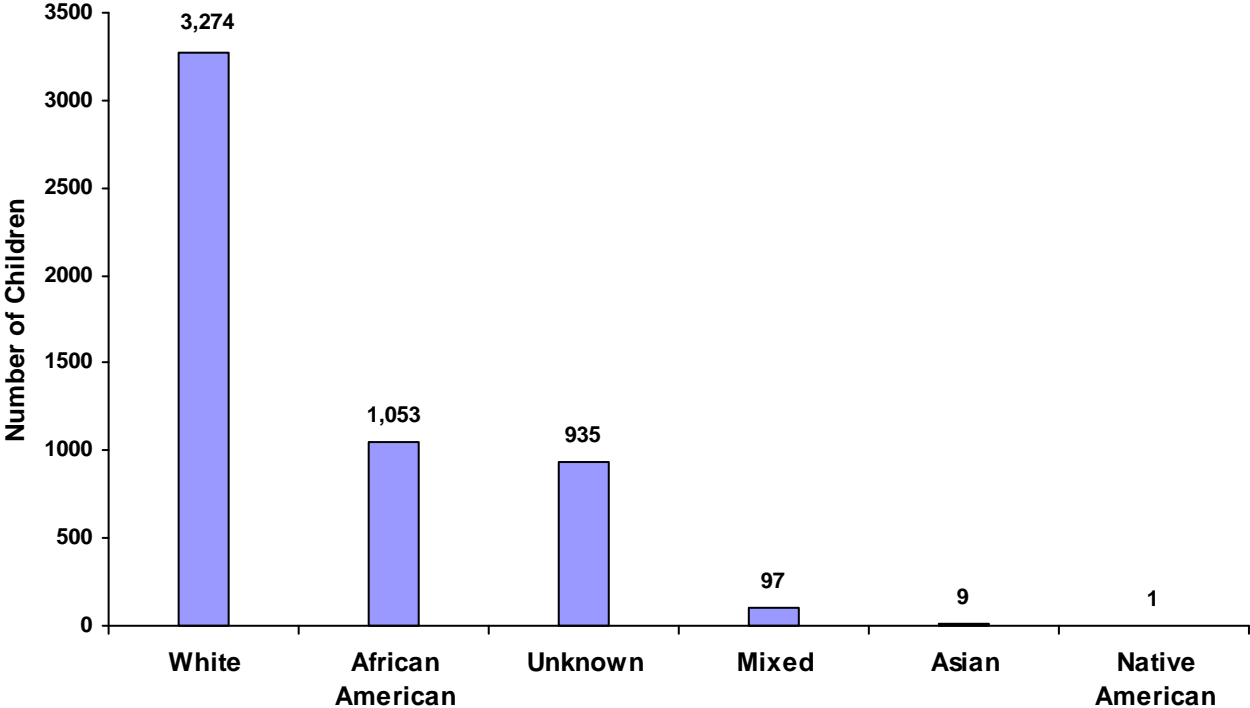


**TENNESSEE COUNCIL OF JUVENILE AND FAMILY COURT JUDGES  
2008 KNOX COUNTY JUVENILE COURT STATISTICAL DATA**

**Children Referred by Race and Sex for CY 2008**

Race	Male	Female	Unknown	Total
White	1,863	1,403	8	3,274
African American	587	460	6	1,053
Native American	1	0	0	1
Asian	5	4	0	9
Mixed	51	45	1	97
Unknown	396	324	215	935
<b>Total</b>	<b>2,903</b>	<b>2,236</b>	<b>230</b>	<b>5,369</b>

**Total Children by Race**

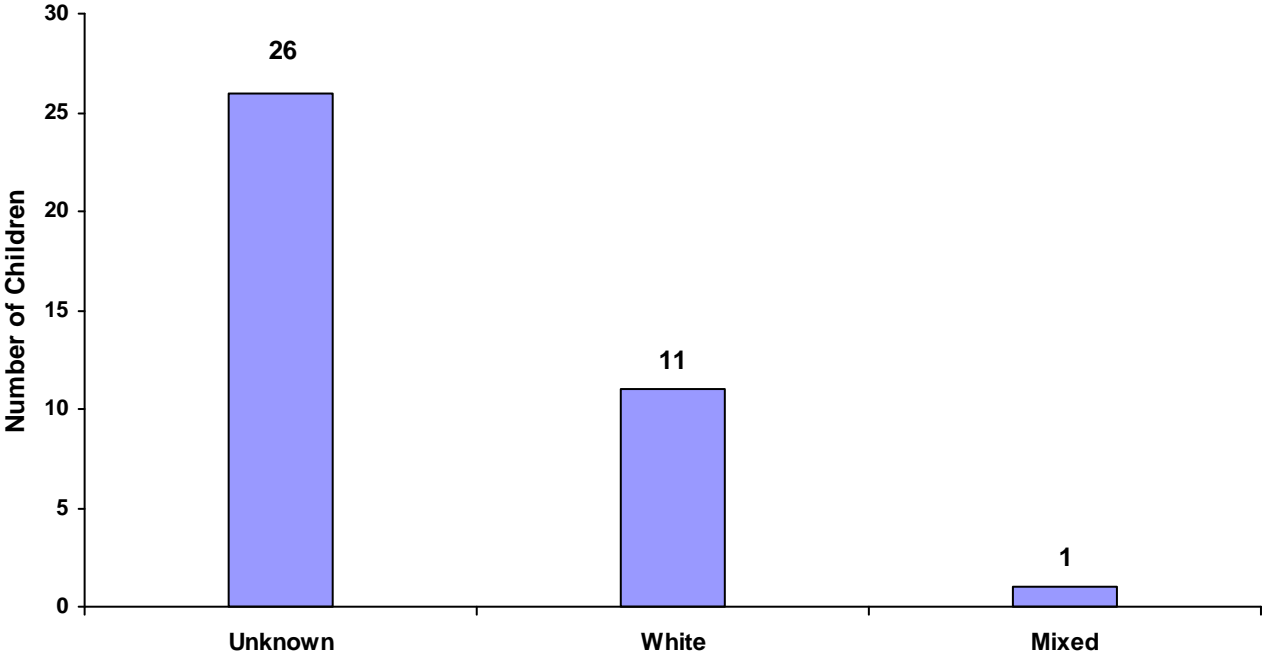


**TENNESSEE COUNCIL OF JUVENILE AND FAMILY COURT JUDGES  
2008 KNOX COUNTY JUVENILE COURT STATISTICAL DATA**

**Children of Hispanic Origin by Race and Sex for CY 2008**

<b>Race</b>	<b>Male</b>	<b>Female</b>	<b>Unknown</b>	<b>Total</b>
<b>White</b>	<b>6</b>	<b>5</b>	<b>0</b>	<b>11</b>
<b>African American</b>	<b>0</b>	<b>0</b>	<b>0</b>	<b>0</b>
<b>Native American</b>	<b>0</b>	<b>0</b>	<b>0</b>	<b>0</b>
<b>Asian</b>	<b>0</b>	<b>0</b>	<b>0</b>	<b>0</b>
<b>Mixed</b>	<b>1</b>	<b>0</b>	<b>0</b>	<b>1</b>
<b>Unknown</b>	<b>14</b>	<b>11</b>	<b>1</b>	<b>26</b>
<b>Total</b>	<b>21</b>	<b>16</b>	<b>1</b>	<b>38</b>

**Total Children of Hispanic Origin by Race**



**TENNESSEE COUNCIL OF JUVENILE AND FAMILY COURT JUDGES  
2008 KNOX COUNTY JUVENILE COURT STATISTICAL DATA**

**Referrals by Type of Offense, Age Group, Race and Sex for CY 2008**

	White Male	African American Male	Other Race Male	White Female	African American Female	Other Race Female	Unknown Race or Sex	Total
<b>Delinquent</b>								
Ages 10 and Under	14	4	4	17	1	0	32	72
Ages 11 through 12	16	32	2	15	21	0	2	88
Ages 13 through 14	118	138	9	85	62	0	21	433
Ages 15 through 16	815	482	25	432	222	8	125	2,109
Ages 17 through 18	1,169	535	15	606	237	7	112	2,681
Ages 19 and Over	1	0	0	1	0	0	0	2
<b>Total</b>	<b>2,133</b>	<b>1,191</b>	<b>55</b>	<b>1,156</b>	<b>543</b>	<b>15</b>	<b>292</b>	<b>5,385</b>
<b>Status</b>								
Ages 10 and Under	0	0	0	0	0	0	0	0
Ages 11 through 12	8	6	0	4	3	0	0	21
Ages 13 through 14	81	28	4	63	23	0	8	207
Ages 15 through 16	247	88	4	129	73	7	26	574
Ages 17 through 18	127	67	4	68	43	1	5	315
Ages 19 and Over	0	0	0	0	0	0	0	0
<b>Total</b>	<b>463</b>	<b>189</b>	<b>12</b>	<b>264</b>	<b>142</b>	<b>8</b>	<b>39</b>	<b>1,117</b>
<b>Dependency and Neglect</b>								
Ages 10 and Under	46	17	1	35	13	5	188	305
Ages 11 through 12	3	7	0	4	2	0	17	33
Ages 13 through 14	7	1	1	19	4	0	12	44
Ages 15 through 16	12	5	0	23	1	0	5	46
Ages 17 through 18	4	0	0	2	1	0	0	7
Ages 19 and Over	0	0	0	0	0	0	1	1
<b>Total</b>	<b>72</b>	<b>30</b>	<b>2</b>	<b>83</b>	<b>21</b>	<b>5</b>	<b>223</b>	<b>436</b>
<b>Other Violations</b>								
Ages 10 and Under	0	0	0	0	0	0	0	0
Ages 11 through 12	0	0	0	0	0	0	0	0
Ages 13 through 14	0	0	0	0	0	0	0	0
Ages 15 through 16	0	0	0	0	0	0	0	0
Ages 17 through 18	0	0	0	0	0	0	0	0
Ages 19 and Over	0	0	0	0	0	0	0	0
<b>Total</b>	<b>0</b>	<b>0</b>	<b>0</b>	<b>0</b>	<b>0</b>	<b>0</b>	<b>0</b>	<b>0</b>

**TENNESSEE COUNCIL OF JUVENILE AND FAMILY COURT JUDGES  
2008 KNOX COUNTY JUVENILE COURT STATISTICAL DATA**

**Referrals by Type of Offense, Age Group, Race and Sex for CY 2008**

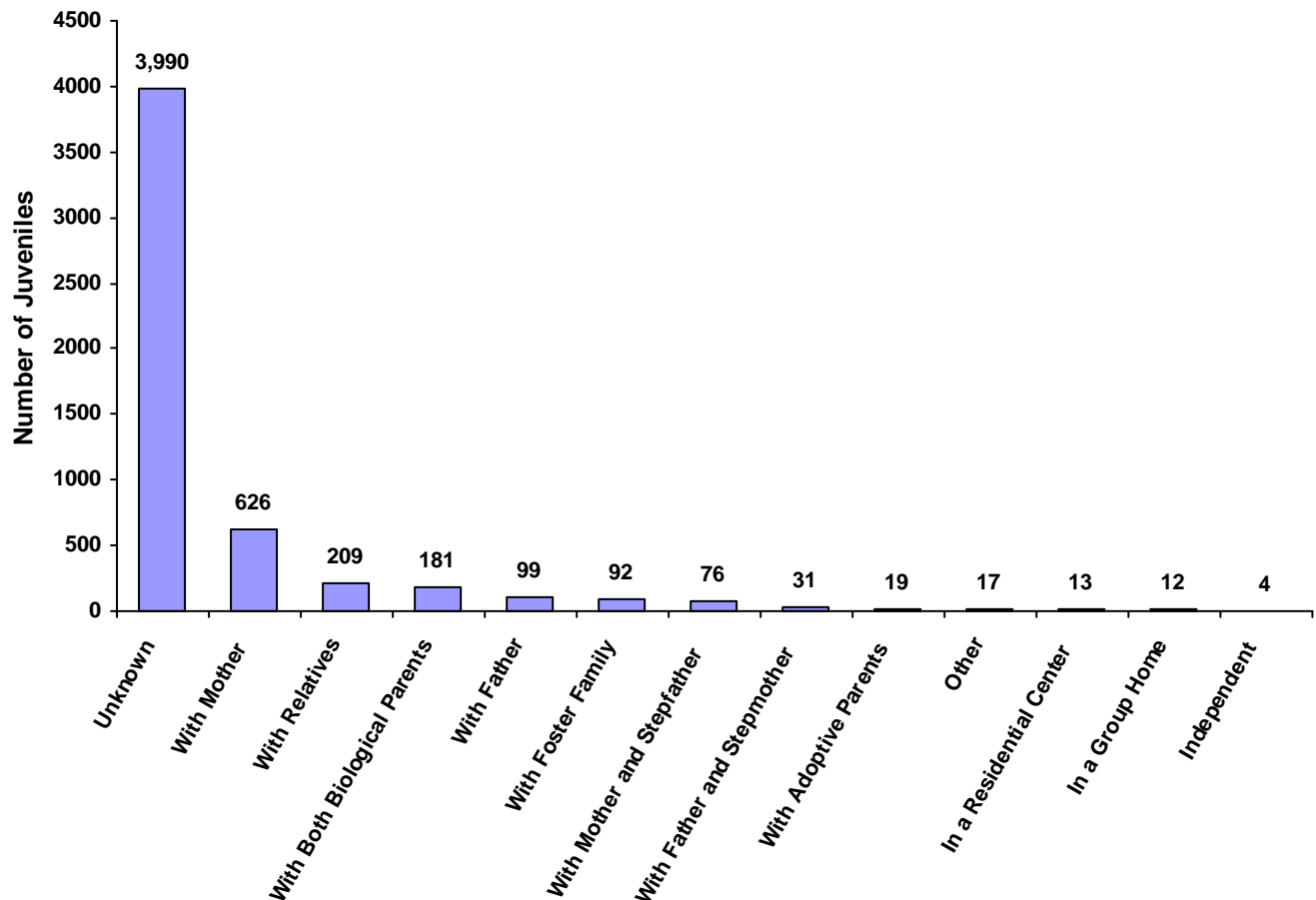
	White Male	African American Male	Other Race Male	White Female	African American Female	Other Race Female	Unknown Race or Sex	Total
<b>Special Proceedings</b>								
Ages 10 and Under	369	100	42	401	88	52	732	1,784
Ages 11 through 12	51	18	2	61	18	3	75	228
Ages 13 through 14	77	37	2	65	34	0	44	259
Ages 15 through 16	104	77	7	95	54	3	42	382
Ages 17 through 18	67	49	4	61	30	1	6	218
Ages 19 and Over	0	0	0	0	0	0	0	0
<b>Total</b>	<b>668</b>	<b>281</b>	<b>57</b>	<b>683</b>	<b>224</b>	<b>59</b>	<b>899</b>	<b>2,871</b>
<b>Other</b>								
Ages 10 and Under	167	44	10	171	44	14	285	735
Ages 11 through 12	33	4	0	28	8	1	44	118
Ages 13 through 14	83	49	1	36	15	1	25	210
Ages 15 through 16	103	49	7	68	32	4	29	292
Ages 17 through 18	86	50	2	32	21	1	19	211
Ages 19 and Over	2	0	0	1	0	0	0	3
<b>Total</b>	<b>474</b>	<b>196</b>	<b>20</b>	<b>336</b>	<b>120</b>	<b>21</b>	<b>402</b>	<b>1,569</b>
<b>Grand Total</b>	<b>3,810</b>	<b>1,887</b>	<b>146</b>	<b>2,522</b>	<b>1,050</b>	<b>108</b>	<b>1,855</b>	<b>11,378</b>

## TENNESSEE COUNCIL OF JUVENILE AND FAMILY COURT JUDGES 2008 KNOX COUNTY JUVENILE COURT STATISTICAL DATA

### Living Arrangement of Juveniles by Race and Sex for CY 2008

	White Male	African American Male	Other Race Male	White Female	African American Female	Other Race Female	Unknown Race or Sex	Total	% of All Children Referred
With Both Biological Parents	105	18	1	44	6	0	7	181	3.37%
With Father and Stepmother	15	4	1	11	0	0	0	31	0.58%
With Mother and Stepfather	37	8	0	22	9	0	0	76	1.42%
With Mother	189	153	8	146	109	2	19	626	11.66%
With Father	47	11	0	30	5	1	5	99	1.84%
With Relatives	61	40	4	57	36	3	8	209	3.89%
With Adoptive Parents	4	3	1	6	3	1	1	19	0.35%
With Foster Family	30	12	3	26	12	4	5	92	1.71%
In a Group Home	4	3	1	2	2	0	0	12	0.22%
In a Residential Center	5	3	0	2	3	0	0	13	0.24%
In an Institution	0	0	0	0	0	0	0	0	0.00%
Independent	2	0	0	1	1	0	0	4	0.07%
Unknown	1,358	329	38	1,051	273	38	903	3,990	74.32%
Other	6	3	0	5	1	0	2	17	0.32%
<b>Totals</b>	<b>1,863</b>	<b>587</b>	<b>57</b>	<b>1,403</b>	<b>460</b>	<b>49</b>	<b>950</b>	<b>5,369</b>	

### Living Arrangement of Juveniles





**TENNESSEE COUNCIL OF JUVENILE AND FAMILY COURT JUDGES  
2008 KNOX COUNTY JUVENILE COURT STATISTICAL DATA**

**Last Grade Completed by Children by Race and Sex for CY 2008**

	White Male	African American Male	Other Race Male	White Female	African American Female	Other Race Female	Unknown Race or Sex	Total	% of All Children Referred
Too Young for School	17	4	0	21	8	1	5	56	1.04%
Preschool	2	1	0	0	0	0	0	3	0.06%
Kindergarten	0	0	0	0	0	0	0	0	0.00%
1st Grade	2	0	0	0	0	0	0	2	0.04%
2nd Grade	0	1	0	0	0	0	0	1	0.02%
3rd Grade	0	1	0	0	0	0	0	1	0.02%
4th Grade	2	5	0	3	1	0	0	11	0.20%
5th Grade	13	12	0	3	7	0	0	35	0.65%
6th Grade	22	17	1	19	16	1	0	76	1.42%
7th Grade	32	30	1	18	21	0	1	103	1.92%
8th Grade	57	45	3	31	18	1	2	157	2.92%
9th Grade	56	32	2	34	27	0	4	155	2.89%
10th Grade	35	20	1	28	20	0	3	107	1.99%
11th Grade	29	5	0	17	7	0	2	60	1.12%
12th Grade	4	0	0	8	3	0	0	15	0.28%
Non-Graded Special Ed	0	1	0	0	0	0	0	1	0.02%
GED	3	0	0	3	0	0	0	6	0.11%
Graduated	1	0	0	1	0	0	1	3	0.06%
Never Attended School	0	0	0	0	0	0	0	0	0.00%
Unknown	1,588	413	49	1,217	332	46	932	4,577	85.25%
Other	0	0	0	0	0	0	0	0	0.00%
<b>Totals</b>	<b>1,863</b>	<b>587</b>	<b>57</b>	<b>1,403</b>	<b>460</b>	<b>49</b>	<b>950</b>	<b>5,369</b>	

**Children Enrolled in School**

	Children	% of All Children
Enrolled	1,216	22.65%
Not Enrolled	94	1.75%
Unknown	4,059	75.60%
	<b>5,369</b>	

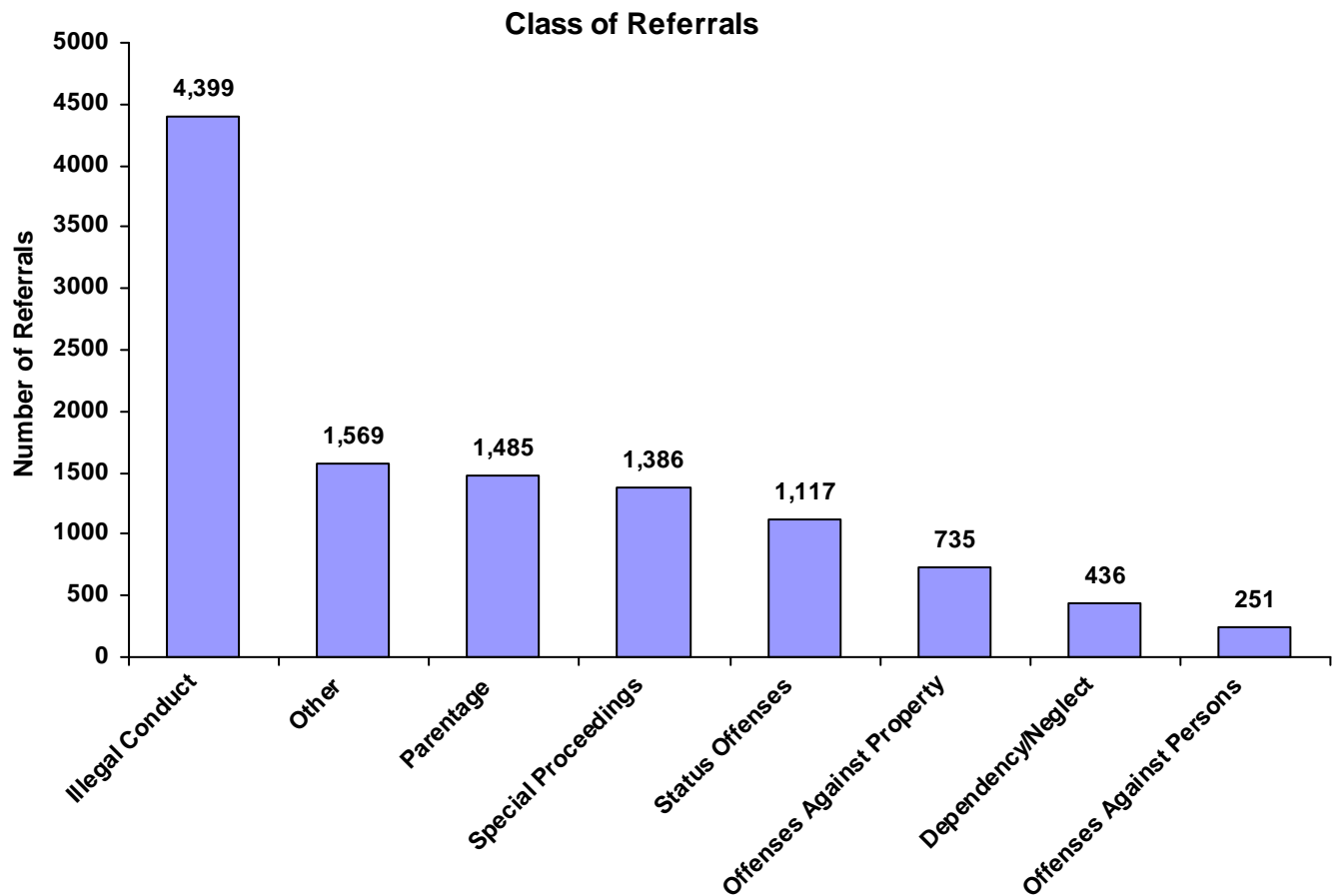
**Children Enrolled in Special Education**

	Children	% of All Children
Enrolled	124	2.31%
Not Enrolled	795	14.81%
Unknown	4,450	82.88%
	<b>5,369</b>	

**TENNESSEE COUNCIL OF JUVENILE AND FAMILY COURT JUDGES  
2008 KNOX COUNTY JUVENILE COURT STATISTICAL DATA**

**Class of Referrals by Race and Sex for CY 2008**

	White Male	African American Male	Other Race Male	White Female	African American Female	Other Race Female	Unknown Race or Sex	Total	% of Total Referrals
Offenses Against Persons	72	107	6	21	39	1	5	251	2.21%
Offenses Against Property	268	120	5	196	121	0	25	735	6.46%
Illegal Conduct	1,793	964	44	939	383	14	262	4,399	38.66%
Status Offenses	463	189	12	264	142	8	39	1,117	9.82%
Dependency/Neglect	72	30	2	83	21	5	223	436	3.83%
Other Violation Proceedings	0	0	0	0	0	0	0	0	0.00%
Parentage	363	92	22	404	106	33	465	1,485	13.05%
Special Proceedings	305	189	35	279	118	26	434	1,386	12.18%
Other	474	196	20	336	120	21	402	1,569	13.79%
<b>Totals</b>	<b>3,810</b>	<b>1,887</b>	<b>146</b>	<b>2,522</b>	<b>1,050</b>	<b>108</b>	<b>1,855</b>	<b>11,378</b>	



**TENNESSEE COUNCIL OF JUVENILE AND FAMILY COURT JUDGES  
2008 KNOX COUNTY JUVENILE COURT STATISTICAL DATA**

**Referrals by Class and Type Of Offense by Race and Sex for CY 2008**

	White Male	African American Male	Other Race Male	White Female	African American Female	Other Race Female	Unknown Race or Sex	Total
<b><u>Offenses Against Persons</u></b>								
Assault	29	46	2	18	28	1	1	125
Aggravated Assault	12	22	1	1	4	0	1	41
Aggravated Robbery	5	20	1	0	1	0	0	27
Rape of a Child	11	4	0	0	0	0	0	15
Robbery	4	6	0	1	2	0	0	13
Aggravated Sexual Battery	4	3	1	0	0	0	0	8
Reckless Endangerment	1	3	1	1	2	0	0	8
Esp. Aggravated Robbery	3	0	0	0	0	0	0	3
Rape	0	0	0	0	0	0	3	3
Attempted Crime Against a Person	1	1	0	0	1	0	0	3
1st Degree Murder	0	1	0	0	1	0	0	2
Esp. Aggravated Kidnapping	2	0	0	0	0	0	0	2
Aggravated Kidnapping	0	1	0	0	0	0	0	1
Criminal Homicide	0	0	0	0	0	0	0	0
2nd Degree Murder	0	0	0	0	0	0	0	0
Aggravated Rape	0	0	0	0	0	0	0	0
Aggravated Vehicular Homicide	0	0	0	0	0	0	0	0
Aggravated Child Abuse / Neglect	0	0	0	0	0	0	0	0
Voluntary Manslaughter	0	0	0	0	0	0	0	0
Vehicular Homicide	0	0	0	0	0	0	0	0
Sexual Abuse of a Child	0	0	0	0	0	0	0	0
Other Sexual Offenses	0	0	0	0	0	0	0	0
Criminally Negligent Homicide	0	0	0	0	0	0	0	0
<b>Totals</b>	<b>72</b>	<b>107</b>	<b>6</b>	<b>21</b>	<b>39</b>	<b>1</b>	<b>5</b>	<b>251</b>
<b><u>Offenses Against Property</u></b>								
Theft of Property	124	62	4	166	102	0	21	479
Vandalism	53	24	0	7	13	0	1	98
Aggravated Burglary	41	17	0	18	3	0	3	82
Burglary	41	12	1	1	1	0	0	56
Unauthorized Use of a Vehicle	1	3	0	3	0	0	0	7
Aggravated Arson	4	0	0	1	1	0	0	6
Arson	2	2	0	0	0	0	0	4
Illegal Poss/Use of Credit/Debit Cards	1	0	0	0	1	0	0	2
Forgery	1	0	0	0	0	0	0	1
Worthless Checks	0	0	0	0	0	0	0	0
Cruelty to Animals	0	0	0	0	0	0	0	0
<b>Totals</b>	<b>268</b>	<b>120</b>	<b>5</b>	<b>196</b>	<b>121</b>	<b>0</b>	<b>25</b>	<b>735</b>

**TENNESSEE COUNCIL OF JUVENILE AND FAMILY COURT JUDGES  
2008 KNOX COUNTY JUVENILE COURT STATISTICAL DATA**

**Referrals by Class and Type Of Offense by Race and Sex for CY 2008**

	White Male	African American Male	Other Race Male	White Female	African American Female	Other Race Female	Unknown Race or Sex	Total
<b><u>Illegal Conduct</u></b>								
Traffic	1,139	461	12	696	243	11	196	2,758
Violation of Probation	147	173	10	57	50	0	2	439
Possession of Controlled Substances	91	60	0	31	7	0	9	198
Disorderly Conduct	37	52	5	20	37	1	2	154
Possession/Consumption of Alcohol	80	21	0	42	4	0	4	151
Public Intoxication	58	15	2	20	1	0	1	97
Contempt of Court	18	2	4	27	3	0	38	92
Criminal Trespass	38	21	0	9	4	0	3	75
Other Drug Offenses	43	5	0	12	1	0	0	61
Unlawful Carrying / Poss of a Weapon	22	34	0	1	2	0	1	60
Criminal Impersonation	8	13	5	10	15	1	3	55
Evading Arrest	17	25	3	4	3	0	0	52
Resist Stop/Frisk/Halt/Arrest/Search	13	21	2	1	9	1	0	47
Sale of Controlled Substances	12	29	0	0	0	0	1	42
Violation of Aftercare	19	16	0	0	0	0	0	35
Local Ordinances	15	4	0	1	2	0	1	23
Carrying Weapons on School Property	12	6	1	2	0	0	1	22
Driving Under Influence (DUI)	12	1	0	1	0	0	0	14
Filing a False Police Report	5	3	0	4	2	0	0	14
Harassment	5	0	0	1	0	0	0	6
Criminal Attempt	2	0	0	0	0	0	0	2
Aggravated Criminal Trespass	0	1	0	0	0	0	0	1
Gambling	0	1	0	0	0	0	0	1
Escape	0	0	0	0	0	0	0	0
Failure to Appear	0	0	0	0	0	0	0	0
Violation of Wildlife Regulations	0	0	0	0	0	0	0	0
<b>Totals</b>	<b>1,793</b>	<b>964</b>	<b>44</b>	<b>939</b>	<b>383</b>	<b>14</b>	<b>262</b>	<b>4,399</b>
<b><u>Status Offenses</u></b>								
In-State Runaway	107	57	4	101	59	4	9	341
Truancy	110	35	2	76	34	0	14	271
Possession of Tobacco Products	134	35	2	54	7	3	12	247
Violation of Curfew	77	41	1	26	33	1	4	183
Violation of a Valid Court Order	30	21	3	5	5	0	0	64
Unruly Behavior	5	0	0	2	4	0	0	11
Out-of-State Runaway	0	0	0	0	0	0	0	0
<b>Totals</b>	<b>463</b>	<b>189</b>	<b>12</b>	<b>264</b>	<b>142</b>	<b>8</b>	<b>39</b>	<b>1,117</b>
<b><u>Dependency/Neglect</u></b>								
Dependency / Neglect	50	16	1	47	12	2	126	254
Termination of Parental Rights	22	14	1	36	9	3	97	182
Sexually Abused Child	0	0	0	0	0	0	0	0
Physically Abused Child	0	0	0	0	0	0	0	0
<b>Totals</b>	<b>72</b>	<b>30</b>	<b>2</b>	<b>83</b>	<b>21</b>	<b>5</b>	<b>223</b>	<b>436</b>

**TENNESSEE COUNCIL OF JUVENILE AND FAMILY COURT JUDGES  
2008 KNOX COUNTY JUVENILE COURT STATISTICAL DATA**

**Referrals by Class and Type Of Offense by Race and Sex for CY 2008**

	White Male	African American Male	Other Race Male	White Female	African American Female	Other Race Female	Unknown Race or Sex	Total
<b><u>Other Violation Proceedings</u></b>								
Violation of Pretrial Diversion	0	0	0	0	0	0	0	0
Violation of Informal Adjustment	0	0	0	0	0	0	0	0
<b>Totals</b>	<b>0</b>	<b>0</b>	<b>0</b>	<b>0</b>	<b>0</b>	<b>0</b>	<b>0</b>	<b>0</b>
<b><u>Parentage</u></b>								
Custody	327	84	20	368	97	30	386	1,312
Visitation	36	8	1	36	9	3	79	172
Child Support	0	0	1	0	0	0	0	1
Paternity / Legitimation	0	0	0	0	0	0	0	0
<b>Totals</b>	<b>363</b>	<b>92</b>	<b>22</b>	<b>404</b>	<b>106</b>	<b>33</b>	<b>465</b>	<b>1,485</b>
<b><u>Special Proceedings</u></b>								
Foster Care Review	116	64	12	112	49	13	186	552
Administrative Review	123	90	15	91	45	7	155	526
Judicial Review	66	35	8	76	24	6	93	308
Request for Medical Treatment	0	0	0	0	0	0	0	0
Consent to Marry	0	0	0	0	0	0	0	0
<b>Totals</b>	<b>305</b>	<b>189</b>	<b>35</b>	<b>279</b>	<b>118</b>	<b>26</b>	<b>434</b>	<b>1,386</b>
<b><u>Other</u></b>								
Other	474	196	20	336	120	21	402	1,569
<b>Totals</b>	<b>474</b>	<b>196</b>	<b>20</b>	<b>336</b>	<b>120</b>	<b>21</b>	<b>402</b>	<b>1,569</b>
<b>All Referral Totals</b>	<b>3,810</b>	<b>1,887</b>	<b>146</b>	<b>2,522</b>	<b>1,050</b>	<b>108</b>	<b>1,855</b>	<b>11,378</b>

**TENNESSEE COUNCIL OF JUVENILE AND FAMILY COURT JUDGES  
2008 KNOX COUNTY JUVENILE COURT STATISTICAL DATA**

**Referral Reasons by Type of Offense, Race and Sex for CY 2008**

	White Male	African American Male	Other Race Male	White Female	African American Female	Other Race Female	Unknown Race or Sex	Total
<b>Delinquent</b>								
Traffic	1,139	461	12	696	243	11	196	2,758
Theft of Property	124	62	4	166	102	0	21	479
Violation of Probation	147	173	10	57	50	0	2	439
Possession of Controlled Substances	91	60	0	31	7	0	9	198
Disorderly Conduct	37	52	5	20	37	1	2	154
Possession/Consumption of Alcohol	80	21	0	42	4	0	4	151
Assault	29	46	2	18	28	1	1	125
Vandalism	53	24	0	7	13	0	1	98
Public Intoxication	58	15	2	20	1	0	1	97
Contempt of Court	18	2	4	27	3	0	38	92
Aggravated Burglary	41	17	0	18	3	0	3	82
Criminal Trespass	38	21	0	9	4	0	3	75
Other Drug Offenses	43	5	0	12	1	0	0	61
Unlawful Carrying / Poss of a Weapon	22	34	0	1	2	0	1	60
Burglary	41	12	1	1	1	0	0	56
Criminal Impersonation	8	13	5	10	15	1	3	55
Evading Arrest	17	25	3	4	3	0	0	52
Resist Stop/Frisk/Halt/Arrest/Search	13	21	2	1	9	1	0	47
Sale of Controlled Substances	12	29	0	0	0	0	1	42
Aggravated Assault	12	22	1	1	4	0	1	41
Violation of Aftercare	19	16	0	0	0	0	0	35
Aggravated Robbery	5	20	1	0	1	0	0	27
Local Ordinances	15	4	0	1	2	0	1	23
Carrying Weapons on School Property	12	6	1	2	0	0	1	22
Rape of a Child	11	4	0	0	0	0	0	15
Driving Under Influence (DUI)	12	1	0	1	0	0	0	14
Filing a False Police Report	5	3	0	4	2	0	0	14
Robbery	4	6	0	1	2	0	0	13
Aggravated Sexual Battery	4	3	1	0	0	0	0	8
Reckless Endangerment	1	3	1	1	2	0	0	8
Unauthorized Use of a Vehicle	1	3	0	3	0	0	0	7
Aggravated Arson	4	0	0	1	1	0	0	6
Harassment	5	0	0	1	0	0	0	6
Arson	2	2	0	0	0	0	0	4
Esp. Aggravated Robbery	3	0	0	0	0	0	0	3
Rape	0	0	0	0	0	0	3	3
Attempted Crime Against a Person	1	1	0	0	1	0	0	3
1st Degree Murder	0	1	0	0	1	0	0	2
Esp. Aggravated Kidnapping	2	0	0	0	0	0	0	2
Illegal Poss/Use of Credit/Debit Cards	1	0	0	0	1	0	0	2
Criminal Attempt	2	0	0	0	0	0	0	2
Aggravated Kidnapping	0	1	0	0	0	0	0	1
Forgery	1	0	0	0	0	0	0	1
Aggravated Criminal Trespass	0	1	0	0	0	0	0	1
Gambling	0	1	0	0	0	0	0	1
Criminal Homicide	0	0	0	0	0	0	0	0
2nd Degree Murder	0	0	0	0	0	0	0	0
Aggravated Rape	0	0	0	0	0	0	0	0
Aggravated Vehicular Homicide	0	0	0	0	0	0	0	0
Aggravated Child Abuse / Neglect	0	0	0	0	0	0	0	0
Voluntary Manslaughter	0	0	0	0	0	0	0	0
Vehicular Homicide	0	0	0	0	0	0	0	0

**TENNESSEE COUNCIL OF JUVENILE AND FAMILY COURT JUDGES  
2008 KNOX COUNTY JUVENILE COURT STATISTICAL DATA**

**Referral Reasons by Type of Offense, Race and Sex for CY 2008**

	White Male	African American Male	Other Race Male	White Female	African American Female	Other Race Female	Unknown Race or Sex	Total
<b><u>Delinquent</u></b>								
Sexual Abuse of a Child	0	0	0	0	0	0	0	0
Other Sexual Offenses	0	0	0	0	0	0	0	0
Criminally Negligent Homicide	0	0	0	0	0	0	0	0
Worthless Checks	0	0	0	0	0	0	0	0
Cruelty to Animals	0	0	0	0	0	0	0	0
Escape	0	0	0	0	0	0	0	0
Failure to Appear	0	0	0	0	0	0	0	0
Violation of Wildlife Regulations	0	0	0	0	0	0	0	0
<b>Totals</b>	2,133	1,191	55	1,156	543	15	292	5,385
<b><u>Status</u></b>								
In-State Runaway	107	57	4	101	59	4	9	341
Truancy	110	35	2	76	34	0	14	271
Possession of Tobacco Products	134	35	2	54	7	3	12	247
Violation of Curfew	77	41	1	26	33	1	4	183
Violation of a Valid Court Order	30	21	3	5	5	0	0	64
Unruly Behavior	5	0	0	2	4	0	0	11
Out-of-State Runaway	0	0	0	0	0	0	0	0
<b>Totals</b>	463	189	12	264	142	8	39	1,117
<b><u>Dependency and Neglect</u></b>								
Dependency / Neglect	50	16	1	47	12	2	126	254
Termination of Parental Rights	22	14	1	36	9	3	97	182
Sexually Abused Child	0	0	0	0	0	0	0	0
Physically Abused Child	0	0	0	0	0	0	0	0
<b>Totals</b>	72	30	2	83	21	5	223	436
<b><u>Other Violations</u></b>								
Violation of Pretrial Diversion	0	0	0	0	0	0	0	0
Violation of Informal Adjustment	0	0	0	0	0	0	0	0
<b>Totals</b>	0	0	0	0	0	0	0	0
<b><u>Special Proceedings</u></b>								
Custody	327	84	20	368	97	30	386	1,312
Foster Care Review	116	64	12	112	49	13	186	552
Administrative Review	123	90	15	91	45	7	155	526
Judicial Review	66	35	8	76	24	6	93	308
Visitation	36	8	1	36	9	3	79	172
Child Support	0	0	1	0	0	0	0	1
Paternity / Legitimation	0	0	0	0	0	0	0	0
Request for Medical Treatment	0	0	0	0	0	0	0	0
Consent to Marry	0	0	0	0	0	0	0	0
<b>Totals</b>	668	281	57	683	224	59	899	2,871
<b><u>Other</u></b>								
Other	474	196	20	336	120	21	402	1,569
<b>Totals</b>	474	196	20	336	120	21	402	1,569
<b>All Referral Totals</b>	3,810	1,887	146	2,522	1,050	108	1,855	11,378

**TENNESSEE COUNCIL OF JUVENILE AND FAMILY COURT JUDGES  
2008 KNOX COUNTY JUVENILE COURT STATISTICAL DATA**

**Top 4 Referral Reasons by Race and Sex for CY 2008**

<b>Sex</b>	<b>Race</b>	<b>Referral Reason</b>	<b>Total</b>
<b>Male</b>			
	White	1. Traffic	<b>1,139</b>
		2. Other	<b>474</b>
		3. Custody	<b>327</b>
		4. Violation of Probation	<b>147</b>
	African American	1. Traffic	<b>461</b>
		2. Other	<b>196</b>
		3. Violation of Probation	<b>173</b>
		4. Administrative Review	<b>90</b>
	Other Race	1. Custody	<b>20</b>
		2. Other	<b>20</b>
		3. Administrative Review	<b>15</b>
		4. Foster Care Review	<b>12</b>
<b>Female</b>			
	White	1. Traffic	<b>696</b>
		2. Custody	<b>368</b>
		3. Other	<b>336</b>
		4. Theft of Property	<b>166</b>
	African American	1. Traffic	<b>243</b>
		2. Other	<b>120</b>
		3. Theft of Property	<b>102</b>
		4. Custody	<b>97</b>
	Other Race	1. Custody	<b>30</b>
		2. Other	<b>21</b>
		3. Foster Care Review	<b>13</b>
		4. Traffic	<b>11</b>
<b>Unknown</b>			
	Unknown	1. Other	<b>402</b>
		2. Custody	<b>386</b>
		3. Traffic	<b>196</b>
		4. Foster Care Review	<b>186</b>



**TENNESSEE COUNCIL OF JUVENILE AND FAMILY COURT JUDGES  
2008 KNOX COUNTY JUVENILE COURT STATISTICAL DATA**

**Top 4 Referral Reasons by Race and Sex and by Type of Offense for CY 2008**

<b>Sex</b>	<b>Race</b>	<b>Referral Type</b>	<b>Referral Reason</b>	<b>Total</b>
Male	White	Delinquent	1. Traffic	1,139
			2. Violation of Probation	147
			3. Theft of Property	124
			4. Possession of Controlled Substances	91
		Status	1. Possession of Tobacco Products	134
			2. Truancy	110
			3. In-State Runaway	107
			4. Violation of Curfew	77
		Dependency and Neglect	1. Dependency / Neglect	50
			2. Termination of Parental Rights	22
		Special Proceedings	1. Custody	327
			2. Administrative Review	123
			3. Foster Care Review	116
			4. Judicial Review	66
		Other	1. Other	474
Male	African American	Delinquent	1. Traffic	461
			2. Violation of Probation	173
			3. Theft of Property	62
			4. Possession of Controlled Substances	60
		Status	1. In-State Runaway	57
			2. Violation of Curfew	41
			3. Possession of Tobacco Products	35
			4. Truancy	35
		Dependency and Neglect	1. Dependency / Neglect	16
			2. Termination of Parental Rights	14
		Special Proceedings	1. Administrative Review	90
			2. Custody	84
			3. Foster Care Review	64
			4. Judicial Review	35
		Other	1. Other	196
Male	Other Race	Delinquent	1. Traffic	12
			2. Violation of Probation	10
			3. Disorderly Conduct	5
			4. Criminal Impersonation	5
		Status	1. In-State Runaway	4
			2. Violation of a Valid Court Order	3
			3. Possession of Tobacco Products	2
			4. Truancy	2
		Dependency and Neglect	1. Dependency / Neglect	1
			2. Termination of Parental Rights	1
		Special Proceedings	1. Custody	20
			2. Administrative Review	15
			3. Foster Care Review	12
			4. Judicial Review	8
		Other	1. Other	20

**TENNESSEE COUNCIL OF JUVENILE AND FAMILY COURT JUDGES  
2008 KNOX COUNTY JUVENILE COURT STATISTICAL DATA**

**Top 4 Referral Reasons by Race and Sex and by Type of Offense for CY 2008**

<b>Sex</b>	<b>Race</b>	<b>Referral Type</b>	<b>Referral Reason</b>	<b>Total</b>
Female	White	Delinquent	1. Traffic	<b>696</b>
			2. Theft of Property	<b>166</b>
			3. Violation of Probation	<b>57</b>
			4. Possession/Consumption of Alcohol	<b>42</b>
		Status	1. In-State Runaway	<b>101</b>
			2. Truancy	<b>76</b>
			3. Possession of Tobacco Products	<b>54</b>
			4. Violation of Curfew	<b>26</b>
		Dependency and Neglect	1. Dependency / Neglect	<b>47</b>
			2. Termination of Parental Rights	<b>36</b>
		Special Proceedings	1. Custody	<b>368</b>
			2. Foster Care Review	<b>112</b>
			3. Administrative Review	<b>91</b>
			4. Judicial Review	<b>76</b>
		Other	1. Other	<b>336</b>
Female	African American	Delinquent	1. Traffic	<b>243</b>
			2. Theft of Property	<b>102</b>
			3. Violation of Probation	<b>50</b>
			4. Disorderly Conduct	<b>37</b>
		Status	1. In-State Runaway	<b>59</b>
			2. Truancy	<b>34</b>
			3. Violation of Curfew	<b>33</b>
			4. Possession of Tobacco Products	<b>7</b>
		Dependency and Neglect	1. Dependency / Neglect	<b>12</b>
			2. Termination of Parental Rights	<b>9</b>
		Special Proceedings	1. Custody	<b>97</b>
			2. Foster Care Review	<b>49</b>
			3. Administrative Review	<b>45</b>
			4. Judicial Review	<b>24</b>
		Other	1. Other	<b>120</b>
Female	Other Race	Delinquent	1. Traffic	<b>11</b>
			2. Assault	<b>1</b>
			3. Criminal Impersonation	<b>1</b>
			4. Disorderly Conduct	<b>1</b>
		Status	1. In-State Runaway	<b>4</b>
			2. Possession of Tobacco Products	<b>3</b>
			3. Violation of Curfew	<b>1</b>
		Dependency and Neglect	1. Termination of Parental Rights	<b>3</b>
			2. Dependency / Neglect	<b>2</b>
		Special Proceedings	1. Custody	<b>30</b>
			2. Foster Care Review	<b>13</b>
			3. Administrative Review	<b>7</b>
			4. Judicial Review	<b>6</b>
		Other	1. Other	<b>21</b>

**TENNESSEE COUNCIL OF JUVENILE AND FAMILY COURT JUDGES  
2008 KNOX COUNTY JUVENILE COURT STATISTICAL DATA**

**Top 4 Referral Reasons by Race and Sex and by Type of Offense for CY 2008**

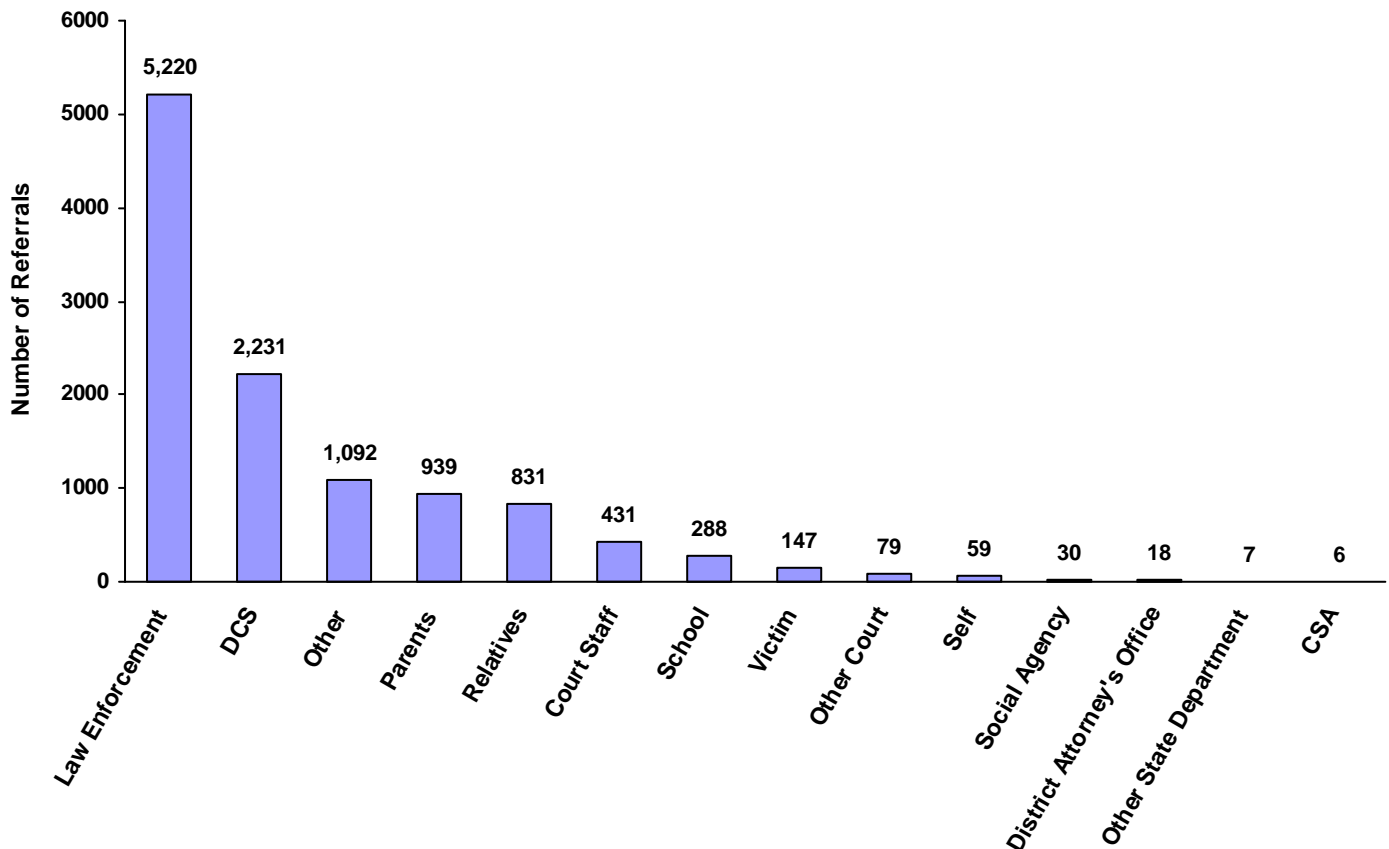
<b>Sex</b>	<b>Race</b>	<b>Referral Type</b>	<b>Referral Reason</b>	<b>Total</b>
Unknown	Unknown	Delinquent	1. Traffic	<b>196</b>
			2. Contempt of Court	<b>38</b>
			3. Theft of Property	<b>21</b>
			4. Possession of Controlled Substances	<b>9</b>
		Status	1. Truancy	<b>14</b>
			2. Possession of Tobacco Products	<b>12</b>
			3. In-State Runaway	<b>9</b>
			4. Violation of Curfew	<b>4</b>
		Dependency and Neglect	1. Dependency / Neglect	<b>126</b>
			2. Termination of Parental Rights	<b>97</b>
		Special Proceedings	1. Custody	<b>386</b>
			2. Foster Care Review	<b>186</b>
			3. Administrative Review	<b>155</b>
			4. Judicial Review	<b>93</b>
		Other	1. Other	<b>402</b>

**TENNESSEE COUNCIL OF JUVENILE AND FAMILY COURT JUDGES  
2008 KNOX COUNTY JUVENILE COURT STATISTICAL DATA**

**Source of Referrals by Race and Sex for CY 2008**

	White Male	African American Male	Other Race Male	White Female	African American Female	Other Race Female	Unknown Race or Sex	Total	% of Total Referrals
Law Enforcement	2,204	1,063	47	1,114	503	19	270	5,220	45.88%
Parents	292	94	12	260	98	16	167	939	8.25%
Relatives	225	66	8	227	82	13	210	831	7.30%
Self	27	4	0	6	7	3	12	59	0.52%
School	107	28	1	102	32	0	18	288	2.53%
CSA	4	1	0	1	0	0	0	6	0.05%
DCS	479	282	44	454	171	42	759	2,231	19.61%
Other State Department	3	4	0	0	0	0	0	7	0.06%
District Attorney's Office	5	8	1	1	3	0	0	18	0.16%
Court Staff	134	156	15	48	56	3	19	431	3.79%
Social Agency	12	18	0	0	0	0	0	30	0.26%
Other Court	20	11	0	10	4	0	34	79	0.69%
Victim	30	25	1	50	36	0	5	147	1.29%
Child & Parent	0	0	0	0	0	0	0	0	0.00%
Hospital	0	0	0	0	0	0	0	0	0.00%
Unknown	0	0	0	0	0	0	0	0	0.00%
Other	268	127	17	249	58	12	361	1,092	9.60%
<b>Totals</b>	<b>3,810</b>	<b>1,887</b>	<b>146</b>	<b>2,522</b>	<b>1,050</b>	<b>108</b>	<b>1,855</b>	<b>11,378</b>	

**Total Source of Referrals**



**TENNESSEE COUNCIL OF JUVENILE AND FAMILY COURT JUDGES  
2008 KNOX COUNTY JUVENILE COURT STATISTICAL DATA**

**Six Most Frequent Referral Reasons by Source, Race and Sex for CY 2008**

	White Male	African American Male	Other Race Male	White Female	African American Female	Other Race Female	Unknown Race or Sex	Total
<b><u>Law Enforcement</u></b>								
1. Traffic	1,139	461	12	696	243	11	196	<b>2,758</b>
2. Theft of Property	107	54	3	118	67	0	15	<b>364</b>
3. Possession of Tobacco Products	134	35	2	54	7	3	12	<b>247</b>
4. Possession of Controlled Substances	91	60	0	31	7	0	9	<b>198</b>
5. Violation of Curfew	77	40	1	26	33	1	4	<b>182</b>
6. Disorderly Conduct	35	50	5	20	37	1	2	<b>150</b>
<b><u>Parents</u></b>								
1. Custody	88	21	4	91	22	10	79	<b>315</b>
2. Other	95	36	2	63	27	3	29	<b>255</b>
3. In-State Runaway	66	25	3	68	40	2	5	<b>209</b>
4. Visitation	23	4	0	20	6	1	39	<b>93</b>
5. Contempt of Court	7	1	3	12	0	0	10	<b>33</b>
6. Dependency / Neglect	4	2	0	4	1	0	2	<b>13</b>
<b><u>Relatives</u></b>								
1. Custody	157	37	6	164	45	8	173	<b>590</b>
2. Other	49	17	1	42	22	2	21	<b>154</b>
3. In-State Runaway	9	8	0	13	7	1	4	<b>42</b>
4. Visitation	7	1	1	4	1	2	9	<b>25</b>
5. Dependency / Neglect	1	2	0	3	5	0	1	<b>12</b>
6. Termination of Parental Rights	1	0	0	0	0	0	2	<b>3</b>
<b><u>Self</u></b>								
1. Other	26	4	0	6	6	3	12	<b>57</b>
2. Contempt of Court	1	0	0	0	0	0	0	<b>1</b>
3. Termination of Parental Rights	0	0	0	0	1	0	0	<b>1</b>
4. NO REFERRAL SUBMITTED	0	0	0	0	0	0	0	<b>0</b>
<b><u>School</u></b>								
1. Truancy	80	19	1	70	27	0	14	<b>211</b>
2. Violation of Probation	21	6	0	30	3	0	1	<b>61</b>
3. Other	3	0	0	0	0	0	3	<b>6</b>
4. Violation of a Valid Court Order	0	0	0	2	2	0	0	<b>4</b>
5. Sale of Controlled Substances	0	2	0	0	0	0	0	<b>2</b>
6. Vandalism	2	0	0	0	0	0	0	<b>2</b>
<b><u>Community Service Agencies</u></b>								
1. Violation of Probation	2	1	0	0	0	0	0	<b>3</b>
2. In-State Runaway	1	0	0	1	0	0	0	<b>2</b>
3. Vandalism	1	0	0	0	0	0	0	<b>1</b>
4. NO REFERRAL SUBMITTED	0	0	0	0	0	0	0	<b>0</b>

**TENNESSEE COUNCIL OF JUVENILE AND FAMILY COURT JUDGES  
2008 KNOX COUNTY JUVENILE COURT STATISTICAL DATA**

**Six Most Frequent Referral Reasons by Source, Race and Sex for CY 2008**

	White Male	African American Male	Other Race Male	White Female	African American Female	Other Race Female	Unknown Race or Sex	Total
<b><u>Department of Children's Services</u></b>								
1. Foster Care Review	115	62	12	111	48	13	185	546
2. Administrative Review	119	90	13	88	45	4	150	509
3. Judicial Review	64	35	8	73	24	6	87	297
4. Other	40	14	3	42	18	8	83	208
5. Dependency / Neglect	40	11	1	35	5	1	104	197
6. Custody	31	14	3	52	12	6	65	183
<b><u>Other State Department</u></b>								
1. Vandalism	3	4	0	0	0	0	0	7
2. NO REFERRAL SUBMITTED	0	0	0	0	0	0	0	0
<b><u>District Attorney's Office</u></b>								
1. Other	5	7	1	1	3	0	0	17
2. Violation of Curfew	0	1	0	0	0	0	0	1
3. NO REFERRAL SUBMITTED	0	0	0	0	0	0	0	0
<b><u>Court Staff</u></b>								
1. Violation of Probation	94	137	10	27	47	0	1	316
2. Violation of a Valid Court Order	28	15	1	3	3	0	0	50
3. Other	6	1	2	8	4	0	6	27
4. Administrative Review	4	0	2	3	0	3	5	17
5. Foster Care Review	1	2	0	1	1	0	1	6
6. Judicial Review	1	0	0	0	0	0	4	5
<b><u>Social Agency</u></b>								
1. Violation of Probation	10	16	0	0	0	0	0	26
2. Vandalism	2	1	0	0	0	0	0	3
3. Assault	0	1	0	0	0	0	0	1
4. NO REFERRAL SUBMITTED	0	0	0	0	0	0	0	0
<b><u>Other Court</u></b>								
1. Visitation	2	3	0	5	2	0	27	39
2. Other	16	8	0	5	2	0	7	38
3. Possession / Consumption of Alcohol	1	0	0	0	0	0	0	1
4. Violation of Probation	1	0	0	0	0	0	0	1
5. NO REFERRAL SUBMITTED	0	0	0	0	0	0	0	0
<b><u>Victim</u></b>								
1. Theft of Property	17	7	1	45	32	0	5	107
2. Assault	6	16	0	5	2	0	0	29
3. Vandalism	5	0	0	0	2	0	0	7
4. Aggravated Assault	1	2	0	0	0	0	0	3
5. Harassment	1	0	0	0	0	0	0	1
6. NO REFERRAL SUBMITTED	0	0	0	0	0	0	0	0
<b><u>Child &amp; Parent</u></b>								
1. NO REFERRAL SUBMITTED	0	0	0	0	0	0	0	0

**TENNESSEE COUNCIL OF JUVENILE AND FAMILY COURT JUDGES  
2008 KNOX COUNTY JUVENILE COURT STATISTICAL DATA**

**Six Most Frequent Referral Reasons by Source, Race and Sex for CY 2008**

	White Male	African American Male	Other Race Male	White Female	African American Female	Other Race Female	Unknown Race or Sex	Total
<b><u>Hospital</u></b>								
1. NO REFERRAL SUBMITTED	0	0	0	0	0	0	0	<b>0</b>
<b><u>Unknown</u></b>								
1. NO REFERRAL SUBMITTED	0	0	0	0	0	0	0	<b>0</b>
<b><u>Other</u></b>								
1. Other	188	90	8	157	32	5	233	<b>713</b>
2. Custody	49	12	7	56	18	6	68	<b>216</b>
3. Contempt of Court	10	1	1	15	3	0	27	<b>57</b>
4. Dependency / Neglect	5	1	0	4	1	1	18	<b>30</b>
5. Assault	1	10	0	2	0	0	0	<b>13</b>
6. Termination of Parental Rights	2	2	0	0	0	0	9	<b>13</b>

**TENNESSEE COUNCIL OF JUVENILE AND FAMILY COURT JUDGES  
2008 KNOX COUNTY JUVENILE COURT STATISTICAL DATA**

**Source of Referrals by Type of Offense, Race and Sex for CY 2008**

	White Male	African American Male	Other Race Male	White Female	African American Female	Other Race Female	Unknown Race or Sex	Total
<b><u>Delinquent</u></b>								
Law Enforcement	1,914	954	40	1,015	450	15	245	<b>4,633</b>
Court Staff	94	137	10	28	47	0	2	<b>318</b>
Victim	30	25	1	50	36	0	5	<b>147</b>
Other	18	20	1	20	7	0	29	<b>95</b>
School	24	9	0	30	3	0	1	<b>67</b>
Parents	11	6	3	13	0	0	10	<b>43</b>
DCS	20	16	0	0	0	0	0	<b>36</b>
Social Agency	12	18	0	0	0	0	0	<b>30</b>
Other State Department	3	4	0	0	0	0	0	<b>7</b>
CSA	3	1	0	0	0	0	0	<b>4</b>
Other Court	2	0	0	0	0	0	0	<b>2</b>
Relatives	1	1	0	0	0	0	0	<b>2</b>
Self	1	0	0	0	0	0	0	<b>1</b>
Child & Parent	0	0	0	0	0	0	0	<b>0</b>
District Attorney's Office	0	0	0	0	0	0	0	<b>0</b>
Hospital	0	0	0	0	0	0	0	<b>0</b>
Unknown	0	0	0	0	0	0	0	<b>0</b>
<b>Totals</b>	<b>2,133</b>	<b>1,191</b>	<b>55</b>	<b>1,156</b>	<b>543</b>	<b>15</b>	<b>292</b>	<b>5,385</b>

<b><u>Status/Unruly</u></b>								
Law Enforcement	242	90	4	85	47	4	16	<b>488</b>
Parents	71	25	3	69	42	2	5	<b>217</b>
School	80	19	1	72	29	0	14	<b>215</b>
DCS	29	28	3	17	11	1	0	<b>89</b>
Court Staff	28	16	1	4	4	0	0	<b>53</b>
Relatives	9	8	0	14	9	1	4	<b>45</b>
Other	3	2	0	2	0	0	0	<b>7</b>
CSA	1	0	0	1	0	0	0	<b>2</b>
District Attorney's Office	0	1	0	0	0	0	0	<b>1</b>
Child & Parent	0	0	0	0	0	0	0	<b>0</b>
Hospital	0	0	0	0	0	0	0	<b>0</b>
Other Court	0	0	0	0	0	0	0	<b>0</b>
Other State Department	0	0	0	0	0	0	0	<b>0</b>
Self	0	0	0	0	0	0	0	<b>0</b>
Social Agency	0	0	0	0	0	0	0	<b>0</b>
Unknown	0	0	0	0	0	0	0	<b>0</b>
Victim	0	0	0	0	0	0	0	<b>0</b>
<b>Totals</b>	<b>463</b>	<b>189</b>	<b>12</b>	<b>264</b>	<b>142</b>	<b>8</b>	<b>39</b>	<b>1,117</b>



**TENNESSEE COUNCIL OF JUVENILE AND FAMILY COURT JUDGES  
2008 KNOX COUNTY JUVENILE COURT STATISTICAL DATA**

**Source of Referrals by Type of Offense, Race and Sex for CY 2008**

	White Male	African American Male	Other Race Male	White Female	African American Female	Other Race Female	Unknown Race or Sex	Total
<b><u>Dependency and Neglect</u></b>								
DCS	59	23	2	71	13	4	188	360
Other	7	3	0	4	1	1	27	43
Parents	4	2	0	4	1	0	4	15
Relatives	2	2	0	3	5	0	3	15
Court Staff	0	0	0	1	0	0	1	2
Self	0	0	0	0	1	0	0	1
Child & Parent	0	0	0	0	0	0	0	0
CSA	0	0	0	0	0	0	0	0
District Attorney's Office	0	0	0	0	0	0	0	0
Hospital	0	0	0	0	0	0	0	0
Law Enforcement	0	0	0	0	0	0	0	0
Other Court	0	0	0	0	0	0	0	0
Other State Department	0	0	0	0	0	0	0	0
School	0	0	0	0	0	0	0	0
Social Agency	0	0	0	0	0	0	0	0
Unknown	0	0	0	0	0	0	0	0
Victim	0	0	0	0	0	0	0	0
<b>Totals</b>	<b>72</b>	<b>30</b>	<b>2</b>	<b>83</b>	<b>21</b>	<b>5</b>	<b>223</b>	<b>436</b>

<b><u>Other Violations</u></b>								
Child & Parent	0	0	0	0	0	0	0	0
Court Staff	0	0	0	0	0	0	0	0
CSA	0	0	0	0	0	0	0	0
DCS	0	0	0	0	0	0	0	0
District Attorney's Office	0	0	0	0	0	0	0	0
Hospital	0	0	0	0	0	0	0	0
Law Enforcement	0	0	0	0	0	0	0	0
Other	0	0	0	0	0	0	0	0
Other Court	0	0	0	0	0	0	0	0
Other State Department	0	0	0	0	0	0	0	0
Parents	0	0	0	0	0	0	0	0
Relatives	0	0	0	0	0	0	0	0
School	0	0	0	0	0	0	0	0
Self	0	0	0	0	0	0	0	0
Social Agency	0	0	0	0	0	0	0	0
Unknown	0	0	0	0	0	0	0	0
Victim	0	0	0	0	0	0	0	0
<b>Totals</b>	<b>0</b>	<b>0</b>	<b>0</b>	<b>0</b>	<b>0</b>	<b>0</b>	<b>0</b>	<b>0</b>

**TENNESSEE COUNCIL OF JUVENILE AND FAMILY COURT JUDGES  
2008 KNOX COUNTY JUVENILE COURT STATISTICAL DATA**

**Source of Referrals by Type of Offense, Race and Sex for CY 2008**

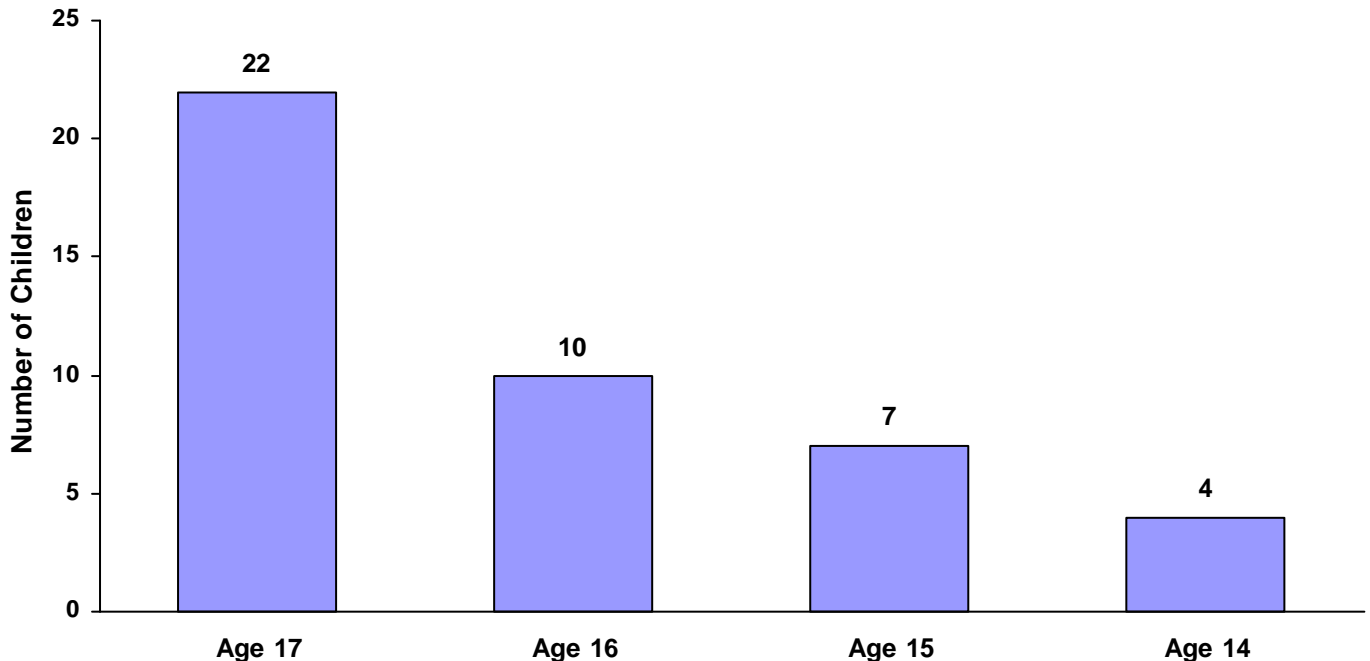
	White Male	African American Male	Other Race Male	White Female	African American Female	Other Race Female	Unknown Race or Sex	Total
<b><u>Special Proceedings</u></b>								
DCS	331	201	36	324	129	29	488	1,538
Relatives	164	38	7	168	46	10	182	615
Parents	111	25	4	111	28	11	119	409
Other	52	12	8	66	18	6	72	234
Other Court	2	3	0	5	2	0	27	39
Court Staff	6	2	2	7	1	3	10	31
Law Enforcement	2	0	0	2	0	0	1	5
Child & Parent	0	0	0	0	0	0	0	0
CSA	0	0	0	0	0	0	0	0
District Attorney's Office	0	0	0	0	0	0	0	0
Hospital	0	0	0	0	0	0	0	0
Other State Department	0	0	0	0	0	0	0	0
School	0	0	0	0	0	0	0	0
Self	0	0	0	0	0	0	0	0
Social Agency	0	0	0	0	0	0	0	0
Unknown	0	0	0	0	0	0	0	0
Victim	0	0	0	0	0	0	0	0
<b>Totals</b>	<b>668</b>	<b>281</b>	<b>57</b>	<b>683</b>	<b>224</b>	<b>59</b>	<b>899</b>	<b>2,871</b>
<b><u>Other</u></b>								
Other	188	90	8	157	32	5	233	713
Parents	95	36	2	63	27	3	29	255
DCS	40	14	3	42	18	8	83	208
Relatives	49	17	1	42	22	2	21	154
Law Enforcement	46	19	3	12	6	0	8	94
Self	26	4	0	6	6	3	12	57
Other Court	16	8	0	5	2	0	7	38
Court Staff	6	1	2	8	4	0	6	27
District Attorney's Office	5	7	1	1	3	0	0	17
School	3	0	0	0	0	0	3	6
Child & Parent	0	0	0	0	0	0	0	0
CSA	0	0	0	0	0	0	0	0
Hospital	0	0	0	0	0	0	0	0
Other State Department	0	0	0	0	0	0	0	0
Social Agency	0	0	0	0	0	0	0	0
Unknown	0	0	0	0	0	0	0	0
Victim	0	0	0	0	0	0	0	0
<b>Totals</b>	<b>474</b>	<b>196</b>	<b>20</b>	<b>336</b>	<b>120</b>	<b>21</b>	<b>402</b>	<b>1,569</b>
<b>All Referral Source Totals</b>	<b>3,810</b>	<b>1,887</b>	<b>146</b>	<b>2,522</b>	<b>1,050</b>	<b>108</b>	<b>1,855</b>	<b>11,378</b>

**TENNESSEE COUNCIL OF JUVENILE AND FAMILY COURT JUDGES  
2008 KNOX COUNTY JUVENILE COURT STATISTICAL DATA**

**Children Referred for Unlawful Carrying/Possession of a Weapon for CY 2008  
Total Children = 5,369**

	White Male	African American Male	Other Race Male	White Female	African American Female	Other Race Female	Unknown Race or Sex	Total	% of All Children Referred
Age Under 1	0	0	0	0	0	0	0	0	0.00%
Age 1	0	0	0	0	0	0	0	0	0.00%
Age 2	0	0	0	0	0	0	0	0	0.00%
Age 3	0	0	0	0	0	0	0	0	0.00%
Age 4	0	0	0	0	0	0	0	0	0.00%
Age 5	0	0	0	0	0	0	0	0	0.00%
Age 6	0	0	0	0	0	0	0	0	0.00%
Age 7	0	0	0	0	0	0	0	0	0.00%
Age 8	0	0	0	0	0	0	0	0	0.00%
Age 9	0	0	0	0	0	0	0	0	0.00%
Age 10	0	0	0	0	0	0	0	0	0.00%
Age 11	0	0	0	0	0	0	0	0	0.00%
Age 12	0	0	0	0	0	0	0	0	0.00%
Age 13	0	0	0	0	0	0	0	0	0.00%
Age 14	0	3	0	0	1	0	0	4	0.07%
Age 15	4	3	0	0	0	0	0	7	0.13%
Age 16	5	4	0	0	0	0	1	10	0.19%
Age 17	8	12	0	1	1	0	0	22	0.41%
Age 18	0	0	0	0	0	0	0	0	0.00%
Age 19 and Over	0	0	0	0	0	0	0	0	0.00%
<b>Totals</b>	<b>17</b>	<b>22</b>	<b>0</b>	<b>1</b>	<b>2</b>	<b>0</b>	<b>1</b>	<b>43</b>	

**Total Children Referred for Unlawfully Carrying/Possessing Weapons**



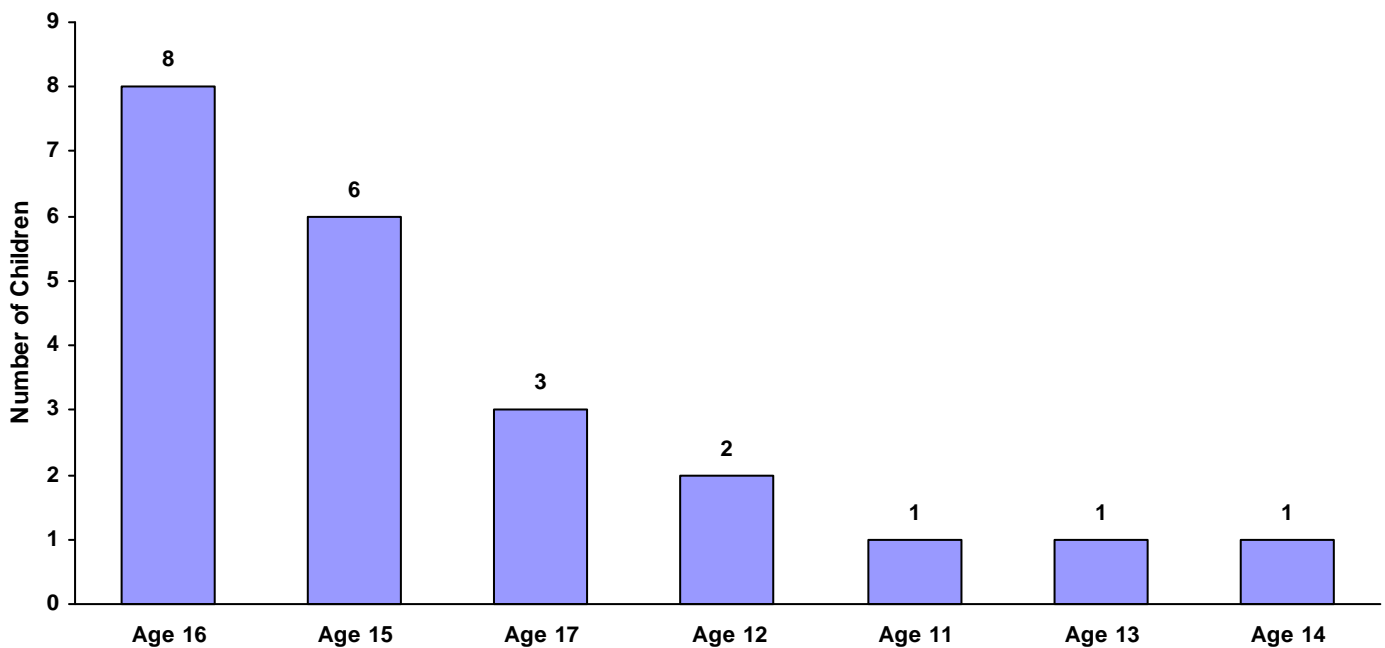
**TENNESSEE COUNCIL OF JUVENILE AND FAMILY COURT JUDGES  
2008 KNOX COUNTY JUVENILE COURT STATISTICAL DATA**

**Children Referred for Carrying Weapons on School Property for CY 2008**

**Total Children = 5,369**

	White Male	African American Male	Other Race Male	White Female	African American Female	Other Race Female	Unknown Race or Sex	Total	% of Children Referred
Age Under 1	0	0	0	0	0	0	0	0	0.00%
Age 1	0	0	0	0	0	0	0	0	0.00%
Age 2	0	0	0	0	0	0	0	0	0.00%
Age 3	0	0	0	0	0	0	0	0	0.00%
Age 4	0	0	0	0	0	0	0	0	0.00%
Age 5	0	0	0	0	0	0	0	0	0.00%
Age 6	0	0	0	0	0	0	0	0	0.00%
Age 7	0	0	0	0	0	0	0	0	0.00%
Age 8	0	0	0	0	0	0	0	0	0.00%
Age 9	0	0	0	0	0	0	0	0	0.00%
Age 10	0	0	0	0	0	0	0	0	0.00%
Age 11	0	1	0	0	0	0	0	1	0.02%
Age 12	1	1	0	0	0	0	0	2	0.04%
Age 13	1	0	0	0	0	0	0	1	0.02%
Age 14	0	0	0	1	0	0	0	1	0.02%
Age 15	3	1	0	1	0	0	1	6	0.11%
Age 16	6	2	0	0	0	0	0	8	0.15%
Age 17	1	1	1	0	0	0	0	3	0.06%
Age 18	0	0	0	0	0	0	0	0	0.00%
Age 19 and Over	0	0	0	0	0	0	0	0	0.00%
<b>Totals</b>	<b>12</b>	<b>6</b>	<b>1</b>	<b>2</b>	<b>0</b>	<b>0</b>	<b>1</b>	<b>22</b>	

**Total Children Referred for Carrying Weapons on School Property**

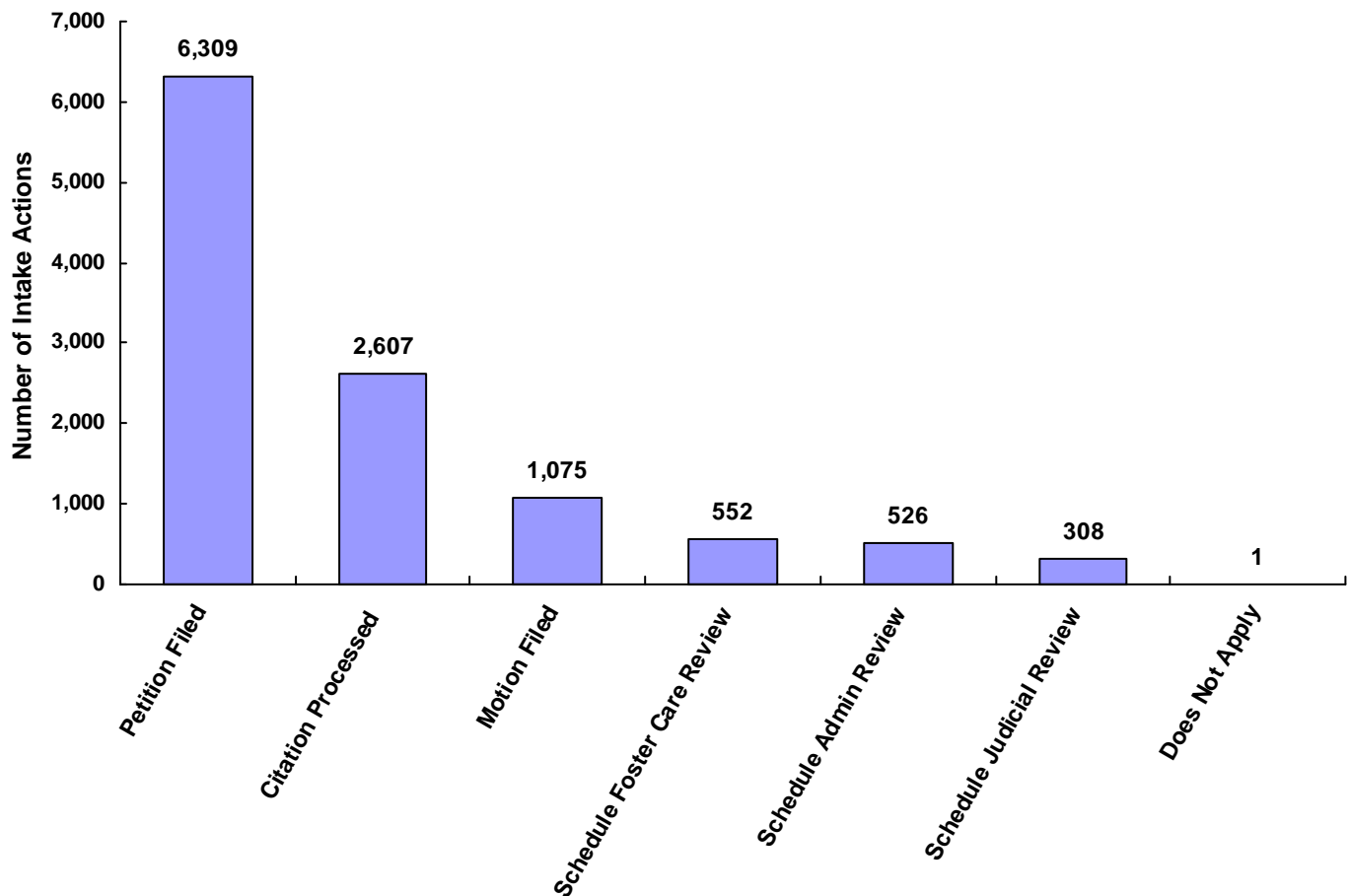


**TENNESSEE COUNCIL OF JUVENILE AND FAMILY COURT JUDGES  
2008 KNOX COUNTY JUVENILE COURT STATISTICAL DATA**

**Intake Actions at Referral by Race and Sex for CY 2008**

	White Male	African American Male	Other Race Male	White Female	African American Female	Other Race Female	Unknown Race or Sex	Total	% of Total Referrals
Petition Filed	2,105	1,178	84	1,330	670	52	890	6,309	55.45%
Motion Filed	282	124	15	221	69	16	348	1,075	9.45%
Citation Processed	1,117	396	12	692	193	14	183	2,607	22.91%
Paternity Processed Notice	0	0	0	0	0	0	0	0	0.00%
Schedule Judicial Review	66	35	8	76	24	6	93	308	2.71%
Schedule Admin Review	123	90	15	91	45	7	155	526	4.62%
Schedule Foster Care Review	116	64	12	112	49	13	186	552	4.85%
Unknown	0	0	0	0	0	0	0	0	0.00%
Does Not Apply	1	0	0	0	0	0	0	1	0.01%
Other	0	0	0	0	0	0	0	0	0.00%
<b>Totals</b>	<b>3,810</b>	<b>1,887</b>	<b>146</b>	<b>2,522</b>	<b>1,050</b>	<b>108</b>	<b>1,855</b>	<b>11,378</b>	

**Total Intake Actions at Referral**



**TENNESSEE COUNCIL OF JUVENILE AND FAMILY COURT JUDGES  
2008 KNOX COUNTY JUVENILE COURT STATISTICAL DATA**

**Intake Actions of Referrals by Class of Offense, Race and Sex for CY 2008**

	White Male	African American Male	Other Race Male	White Female	African American Female	Other Race Female	Unknown Race or Sex	Total
<b><u>Offenses Against Persons</u></b>								
Petition Filed	72	107	6	21	39	1	5	251
Motion Filed	0	0	0	0	0	0	0	0
Citation Processed	0	0	0	0	0	0	0	0
Notification of Paternity Processed	0	0	0	0	0	0	0	0
Scheduling of Judicial Review	0	0	0	0	0	0	0	0
Scheduling of Administrative Review	0	0	0	0	0	0	0	0
Scheduling of Foster Care Review	0	0	0	0	0	0	0	0
Unknown	0	0	0	0	0	0	0	0
Does Not Apply	0	0	0	0	0	0	0	0
Other	0	0	0	0	0	0	0	0
<b>Totals</b>	<b>72</b>	<b>107</b>	<b>6</b>	<b>21</b>	<b>39</b>	<b>1</b>	<b>5</b>	<b>251</b>

<b><u>Offenses Against Property</u></b>								
Petition Filed	268	120	5	196	121	0	25	735
Motion Filed	0	0	0	0	0	0	0	0
Citation Processed	0	0	0	0	0	0	0	0
Notification of Paternity Processed	0	0	0	0	0	0	0	0
Scheduling of Judicial Review	0	0	0	0	0	0	0	0
Scheduling of Administrative Review	0	0	0	0	0	0	0	0
Scheduling of Foster Care Review	0	0	0	0	0	0	0	0
Unknown	0	0	0	0	0	0	0	0
Does Not Apply	0	0	0	0	0	0	0	0
Other	0	0	0	0	0	0	0	0
<b>Totals</b>	<b>268</b>	<b>120</b>	<b>5</b>	<b>196</b>	<b>121</b>	<b>0</b>	<b>25</b>	<b>735</b>

<b><u>Illegal Conduct</u></b>								
Citation Processed	982	361	10	638	186	11	171	2,359
Petition Filed	809	603	33	299	195	3	83	2,025
Motion Filed	2	0	1	2	2	0	8	15
Notification of Paternity Processed	0	0	0	0	0	0	0	0
Scheduling of Judicial Review	0	0	0	0	0	0	0	0
Scheduling of Administrative Review	0	0	0	0	0	0	0	0
Scheduling of Foster Care Review	0	0	0	0	0	0	0	0
Unknown	0	0	0	0	0	0	0	0
Does Not Apply	0	0	0	0	0	0	0	0
Other	0	0	0	0	0	0	0	0
<b>Totals</b>	<b>1,793</b>	<b>964</b>	<b>44</b>	<b>939</b>	<b>383</b>	<b>14</b>	<b>262</b>	<b>4,399</b>

**TENNESSEE COUNCIL OF JUVENILE AND FAMILY COURT JUDGES  
2008 KNOX COUNTY JUVENILE COURT STATISTICAL DATA**

**Intake Actions of Referrals by Class of Offense, Race and Sex for CY 2008**

	White Male	African American Male	Other Race Male	White Female	African American Female	Other Race Female	Unknown Race or Sex	Total
<b><u>Status Offenses</u></b>								
Petition Filed	329	154	10	210	135	5	27	870
Citation Processed	134	35	2	54	7	3	12	247
Motion Filed	0	0	0	0	0	0	0	0
Notification of Paternity Processed	0	0	0	0	0	0	0	0
Scheduling of Judicial Review	0	0	0	0	0	0	0	0
Scheduling of Administrative Review	0	0	0	0	0	0	0	0
Scheduling of Foster Care Review	0	0	0	0	0	0	0	0
Unknown	0	0	0	0	0	0	0	0
Does Not Apply	0	0	0	0	0	0	0	0
Other	0	0	0	0	0	0	0	0
<b>Totals</b>	<b>463</b>	<b>189</b>	<b>12</b>	<b>264</b>	<b>142</b>	<b>8</b>	<b>39</b>	<b>1,117</b>

<b><u>Dependency/Neglect</u></b>								
Petition Filed	72	30	2	83	21	5	223	436
Motion Filed	0	0	0	0	0	0	0	0
Citation Processed	0	0	0	0	0	0	0	0
Notification of Paternity Processed	0	0	0	0	0	0	0	0
Scheduling of Judicial Review	0	0	0	0	0	0	0	0
Scheduling of Administrative Review	0	0	0	0	0	0	0	0
Scheduling of Foster Care Review	0	0	0	0	0	0	0	0
Unknown	0	0	0	0	0	0	0	0
Does Not Apply	0	0	0	0	0	0	0	0
Other	0	0	0	0	0	0	0	0
<b>Totals</b>	<b>72</b>	<b>30</b>	<b>2</b>	<b>83</b>	<b>21</b>	<b>5</b>	<b>223</b>	<b>436</b>

<b><u>Other Violation Proceedings</u></b>								
Petition Filed	0	0	0	0	0	0	0	0
Motion Filed	0	0	0	0	0	0	0	0
Citation Processed	0	0	0	0	0	0	0	0
Notification of Paternity Processed	0	0	0	0	0	0	0	0
Scheduling of Judicial Review	0	0	0	0	0	0	0	0
Scheduling of Administrative Review	0	0	0	0	0	0	0	0
Scheduling of Foster Care Review	0	0	0	0	0	0	0	0
Unknown	0	0	0	0	0	0	0	0
Does Not Apply	0	0	0	0	0	0	0	0
Other	0	0	0	0	0	0	0	0
<b>Totals</b>	<b>0</b>	<b>0</b>	<b>0</b>	<b>0</b>	<b>0</b>	<b>0</b>	<b>0</b>	<b>0</b>

**TENNESSEE COUNCIL OF JUVENILE AND FAMILY COURT JUDGES  
2008 KNOX COUNTY JUVENILE COURT STATISTICAL DATA**

**Intake Actions of Referrals by Class of Offense, Race and Sex for CY 2008**

	White Male	African American Male	Other Race Male	White Female	African American Female	Other Race Female	Unknown Race or Sex	Total
<b><u>Parentage</u></b>								
Petition Filed	363	92	22	404	106	33	465	1,485
Motion Filed	0	0	0	0	0	0	0	0
Citation Processed	0	0	0	0	0	0	0	0
Notification of Paternity Processed	0	0	0	0	0	0	0	0
Scheduling of Judicial Review	0	0	0	0	0	0	0	0
Scheduling of Administrative Review	0	0	0	0	0	0	0	0
Scheduling of Foster Care Review	0	0	0	0	0	0	0	0
Unknown	0	0	0	0	0	0	0	0
Does Not Apply	0	0	0	0	0	0	0	0
Other	0	0	0	0	0	0	0	0
<b>Totals</b>	<b>363</b>	<b>92</b>	<b>22</b>	<b>404</b>	<b>106</b>	<b>33</b>	<b>465</b>	<b>1,485</b>
<b><u>Special Proceedings</u></b>								
Scheduling of Foster Care Review	116	64	12	112	49	13	186	552
Scheduling of Administrative Review	123	90	15	91	45	7	155	526
Scheduling of Judicial Review	66	35	8	76	24	6	93	308
Petition Filed	0	0	0	0	0	0	0	0
Motion Filed	0	0	0	0	0	0	0	0
Citation Processed	0	0	0	0	0	0	0	0
Notification of Paternity Processed	0	0	0	0	0	0	0	0
Unknown	0	0	0	0	0	0	0	0
Does Not Apply	0	0	0	0	0	0	0	0
Other	0	0	0	0	0	0	0	0
<b>Totals</b>	<b>305</b>	<b>189</b>	<b>35</b>	<b>279</b>	<b>118</b>	<b>26</b>	<b>434</b>	<b>1,386</b>
<b><u>Other</u></b>								
Motion Filed	280	124	14	219	67	16	340	1,060
Petition Filed	192	72	6	117	53	5	62	507
Citation Processed	1	0	0	0	0	0	0	1
Does Not Apply	1	0	0	0	0	0	0	1
Notification of Paternity Processed	0	0	0	0	0	0	0	0
Scheduling of Judicial Review	0	0	0	0	0	0	0	0
Scheduling of Administrative Review	0	0	0	0	0	0	0	0
Scheduling of Foster Care Review	0	0	0	0	0	0	0	0
Unknown	0	0	0	0	0	0	0	0
Other	0	0	0	0	0	0	0	0
<b>Totals</b>	<b>474</b>	<b>196</b>	<b>20</b>	<b>336</b>	<b>120</b>	<b>21</b>	<b>402</b>	<b>1,569</b>
<b>All Intake Action Totals</b>	<b>3,810</b>	<b>1,887</b>	<b>146</b>	<b>2,522</b>	<b>1,050</b>	<b>108</b>	<b>1,855</b>	<b>11,378</b>



**TENNESSEE COUNCIL OF JUVENILE AND FAMILY COURT JUDGES  
2008 KNOX COUNTY JUVENILE COURT STATISTICAL DATA**

**Detention Statistics at Referral by Individual Child by Race and Sex for CY 2008**

	<b>White Male</b>	<b>African American Male</b>	<b>Other Race Male</b>	<b>White Female</b>	<b>African American Female</b>	<b>Other Race Female</b>	<b>Unknown Race or Sex</b>	<b>Total</b>	<b>% of Total Children</b>
Does Not Apply	1,509	395	44	1,196	333	47	904	<b>4,428</b>	<b>82.47%</b>
Juvenile Detention Facility	354	192	13	207	127	2	46	<b>941</b>	<b>17.53%</b>
Non-Secure Placement	0	0	0	0	0	0	0	<b>0</b>	<b>0.00%</b>
Jail - Complete Separation	0	0	0	0	0	0	0	<b>0</b>	<b>0.00%</b>
Jail - Partial Separation	0	0	0	0	0	0	0	<b>0</b>	<b>0.00%</b>
Jail - No Separation	0	0	0	0	0	0	0	<b>0</b>	<b>0.00%</b>
Psychiatric Hospital	0	0	0	0	0	0	0	<b>0</b>	<b>0.00%</b>
Unknown	0	0	0	0	0	0	0	<b>0</b>	<b>0.00%</b>
Other	0	0	0	0	0	0	0	<b>0</b>	<b>0.00%</b>
<b>Totals</b>	<b>1,863</b>	<b>587</b>	<b>57</b>	<b>1,403</b>	<b>460</b>	<b>49</b>	<b>950</b>	<b>5,369</b>	

**Detention Statistics at Referral by Individual Case for CY 2008**

	<b>Cases</b>	<b>% of Total Cases</b>
Does Not Apply	7,402	80.39%
Juvenile Detention Facility	1,806	19.61%
Non-Secure Placement	0	0.00%
Jail - Complete Separation	0	0.00%
Jail - Partial Separation	0	0.00%
Jail - No Separation	0	0.00%
Psychiatric Hospital	0	0.00%
Unknown	0	0.00%
Other	0	0.00%
	<b>9,208</b>	<b>100.00%</b>

Detention Statistics above are reported separately by Child and by Case. One child may have multiple cases.

Does Not Apply: Refers to cases not eligible for detention due to the type of Referral or the decision not to detain.

**TENNESSEE COUNCIL OF JUVENILE AND FAMILY COURT JUDGES  
2008 KNOX COUNTY JUVENILE COURT STATISTICAL DATA**

**Placement after Secure Detention Hearing by Individual Child by Race and Sex for CY 2008**

	White Male	African American Male	Other Race Male	White Female	African American Female	Other Race Female	Unknown Race or Sex	Total	% of Total Children
Does Not Apply	1,513	399	44	1,196	334	47	904	4,437	82.64%
Returned to Prior Living Arr	309	157	12	190	113	2	42	825	15.37%
Shelter / Group Home	8	16	0	11	10	0	1	46	0.86%
Unknown	14	10	0	4	3	0	1	32	0.60%
Juvenile Detention Facility	12	3	0	2	0	0	1	18	0.34%
Jail	1	1	1	0	0	0	1	4	0.07%
Psychiatric Hospital	3	0	0	0	0	0	0	3	0.06%
Other	2	1	0	0	0	0	0	3	0.06%
Foster Family Home	1	0	0	0	0	0	0	1	0.02%
<b>Totals</b>	<b>1,863</b>	<b>587</b>	<b>57</b>	<b>1,403</b>	<b>460</b>	<b>49</b>	<b>950</b>	<b>5,369</b>	

**Placement after Secure Detention Hearing by Individual Case for CY 2008**

	Cases	% of Total Cases
Does Not Apply	7,438	80.78%
Returned to Prior Living Arrangement	1,502	16.31%
Shelter / Group Home	133	1.44%
Unknown	70	0.76%
Juvenile Detention Facility	47	0.51%
Jail	6	0.07%
Psychiatric Hospital	6	0.07%
Other	5	0.05%
Foster Family Home	1	0.01%
	<b>9,208</b>	<b>100.00%</b>

Detention Statistics above are reported separately by Child and by Case. One child may have multiple cases.

Does Not Apply: Refers to cases not eligible for detention due to the type of Referral or the decision not to detain.

**TENNESSEE COUNCIL OF JUVENILE AND FAMILY COURT JUDGES  
2008 KNOX COUNTY JUVENILE COURT STATISTICAL DATA**

**Dispositional Procedures for CY 2008**

**Procedures used to Dispose or Adjust all Referrals**

	<b>Number</b>	<b>% of All Referrals</b>
Formally Adjudicated	3,278	28.81%
Informally Adjusted	3,216	28.27%
Transfer to Adult Court Hearings and Charges Cleared	19	0.17%
Otherwise Handled	4,865	42.76%
	<b>11,378</b>	<b>100.00%</b>

**Referrals Disposed by Formal Adjudicatory Proceedings**

	<b>Number</b>	<b>% of All Referrals</b>
Dismissed	787	6.92%
Retired / Nolle Prosequi	232	2.04%
Complaint Substantiated Delinquent	1,019	8.96%
Complaint Substantiated Status Offender	0	0.00%
Complaint Substantiated Dependent/Neglect	1,240	10.90%
Complaint Substantiated Abused	0	0.00%
Complaint Substantiated Mentally Ill	0	0.00%
	<b>3,278</b>	<b>28.82%</b>

**Referrals Disposed by Other Actions**

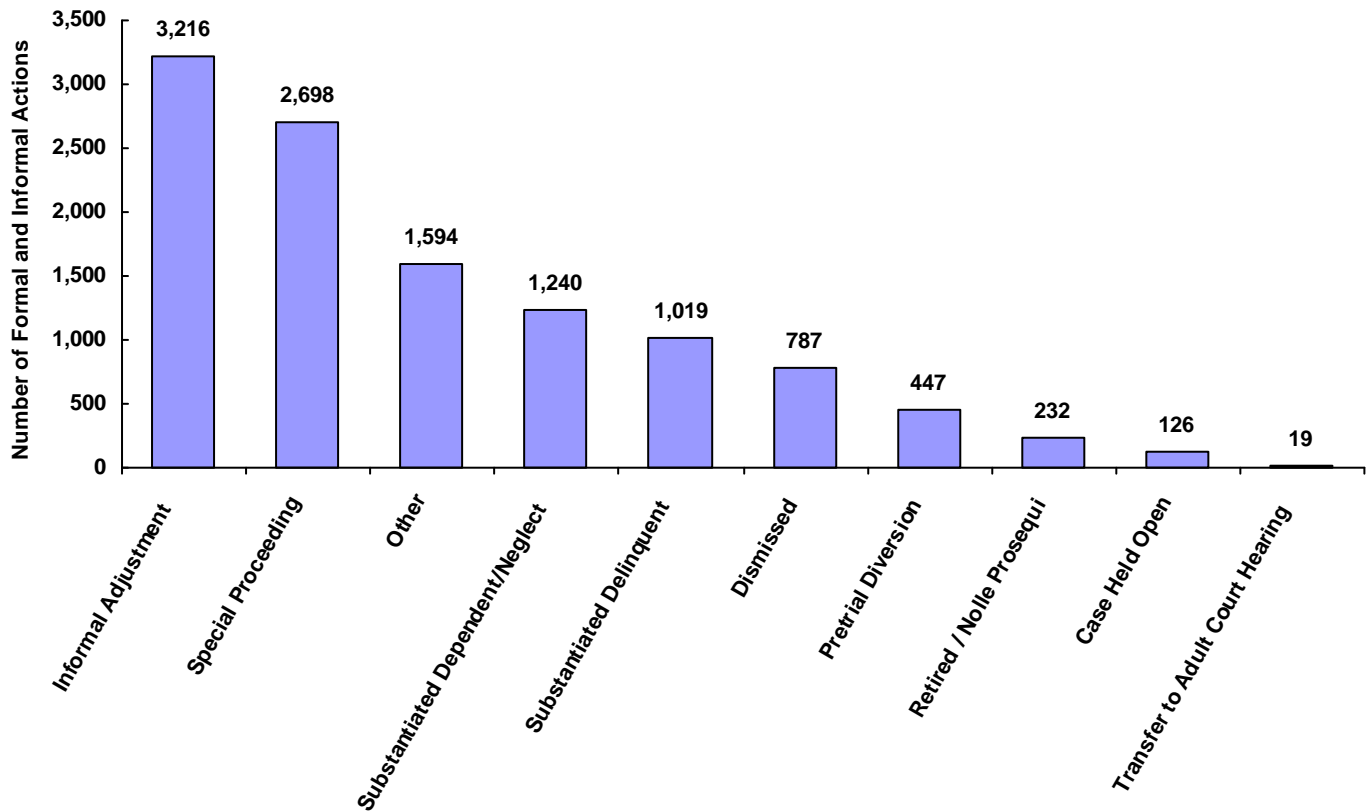
	<b>Number</b>	<b>% of All Referrals</b>
Informal Adjustment	3,216	28.27%
Transfer to Adult Court Hearing	19	0.17%
Charges Cleared by Transfer to Adult Court	0	0.00%
Pretrial Diversion	447	3.93%
Special Proceeding	2,698	23.71%
Review Concluded	0	0.00%
Case Held Open	126	1.11%
Other	1,594	14.01%
Unknown	0	0.00%
	<b>8,100</b>	<b>71.20%</b>

# TENNESSEE COUNCIL OF JUVENILE AND FAMILY COURT JUDGES 2008 KNOX COUNTY JUVENILE COURT STATISTICAL DATA

## Formal and Informal Actions by Race and Sex for CY 2008

	White Male	African American Male	Other Race Male	White Female	African American Female	Other Race Female	Unknown Race or Sex	Total	% of Total Referrals
Dismissed	258	195	10	126	92	11	95	787	6.92%
Retired / Nolle Prosequi	93	86	7	21	25	0	0	232	2.04%
Substantiated Delinquent	408	373	25	102	96	0	15	1,019	8.96%
Substantiated Status Offender	0	0	0	0	0	0	0	0	0.00%
Substantiated Dependent/Neglect	278	83	12	301	77	17	472	1,240	10.90%
Substantiated Abused	0	0	0	0	0	0	0	0	0.00%
Substantiated Mentally Ill	0	0	0	0	0	0	0	0	0.00%
Informal Adjustment	1,330	426	14	908	340	16	182	3,216	28.27%
Pretrial Diversion	187	97	5	78	68	0	12	447	3.93%
Transfer to Adult Court Hearing	5	11	0	0	0	0	3	19	0.17%
Cleared by Transfer to Adult Court	0	0	0	0	0	0	0	0	0.00%
Special Proceeding	688	343	53	561	217	45	791	2,698	23.71%
Review Concluded	0	0	0	0	0	0	0	0	0.00%
Case Held Open	49	7	5	28	3	1	33	126	1.11%
Unknown	0	0	0	0	0	0	0	0	0.00%
Other	514	266	15	397	132	18	252	1,594	14.01%
<b>Totals</b>	<b>3,810</b>	<b>1,887</b>	<b>146</b>	<b>2,522</b>	<b>1,050</b>	<b>108</b>	<b>1,855</b>	<b>11,378</b>	

**Total Formal and Informal Actions**



**TENNESSEE COUNCIL OF JUVENILE AND FAMILY COURT JUDGES  
2008 KNOX COUNTY JUVENILE COURT STATISTICAL DATA**

**Formal and Informal Actions by Type of Offense, Race and Sex for CY 2008**

	White Male	African American Male	Other Race Male	White Female	African American Female	Other Race Female	Unknown Race or Sex	Total
<b><u>Delinquent</u></b>								
Informal Adjustment	1,099	347	10	770	265	11	154	<b>2,656</b>
Other	314	196	11	185	79	0	86	<b>871</b>
Complaint Substantiated Delinquent	308	315	20	56	67	0	6	<b>772</b>
Dismissed	156	165	3	49	52	4	12	<b>441</b>
Pretrial Diversion	154	82	3	69	58	0	7	<b>373</b>
Retired / Nolle Prosequi	72	74	5	15	20	0	0	<b>186</b>
Case Held Open	20	2	2	2	0	0	6	<b>32</b>
Complaint Substantiated Dependent/Neglect	4	0	0	8	0	0	10	<b>22</b>
Transfer to Adult Court Hearing	4	10	0	0	0	0	3	<b>17</b>
Special Proceeding	2	0	1	2	2	0	8	<b>15</b>
Complaint Substantiated Status Offender	0	0	0	0	0	0	0	<b>0</b>
Complaint Substantiated Abused	0	0	0	0	0	0	0	<b>0</b>
Complaint Substantiated Mentally Ill	0	0	0	0	0	0	0	<b>0</b>
Charges Cleared by Transfer to Adult Court	0	0	0	0	0	0	0	<b>0</b>
Review Concluded	0	0	0	0	0	0	0	<b>0</b>
Unknown	0	0	0	0	0	0	0	<b>0</b>
<b>Totals</b>	<b>2,133</b>	<b>1,191</b>	<b>55</b>	<b>1,156</b>	<b>543</b>	<b>15</b>	<b>292</b>	<b>5,385</b>

<b><u>Status</u></b>								
Informal Adjustment	218	68	3	122	52	5	18	<b>486</b>
Complaint Substantiated Delinquent	94	51	4	44	29	0	7	<b>229</b>
Other	67	29	1	65	28	3	6	<b>199</b>
Dismissed	43	16	1	20	17	0	2	<b>99</b>
Pretrial Diversion	23	15	2	7	10	0	5	<b>62</b>
Retired / Nolle Prosequi	13	8	1	6	5	0	0	<b>33</b>
Case Held Open	5	2	0	0	1	0	1	<b>9</b>
Complaint Substantiated Status Offender	0	0	0	0	0	0	0	<b>0</b>
Complaint Substantiated Dependent/Neglect	0	0	0	0	0	0	0	<b>0</b>
Complaint Substantiated Abused	0	0	0	0	0	0	0	<b>0</b>
Complaint Substantiated Mentally Ill	0	0	0	0	0	0	0	<b>0</b>
Transfer to Adult Court Hearing	0	0	0	0	0	0	0	<b>0</b>
Charges Cleared by Transfer to Adult Court	0	0	0	0	0	0	0	<b>0</b>
Special Proceeding	0	0	0	0	0	0	0	<b>0</b>
Review Concluded	0	0	0	0	0	0	0	<b>0</b>
Unknown	0	0	0	0	0	0	0	<b>0</b>
<b>Totals</b>	<b>463</b>	<b>189</b>	<b>12</b>	<b>264</b>	<b>142</b>	<b>8</b>	<b>39</b>	<b>1,117</b>

**TENNESSEE COUNCIL OF JUVENILE AND FAMILY COURT JUDGES  
2008 KNOX COUNTY JUVENILE COURT STATISTICAL DATA**

**Formal and Informal Actions by Type of Offense, Race and Sex for CY 2008**

	White Male	African American Male	Other Race Male	White Female	African American Female	Other Race Female	Unknown Race or Sex	Total
<b><u>Dependency and Neglect</u></b>								
Complaint Substantiated Dependent/Neglect	60	25	1	73	18	4	184	365
Dismissed	8	0	1	3	3	0	18	33
Other	3	4	0	2	0	1	16	26
Case Held Open	1	1	0	5	0	0	5	12
Retired / Nolle Prosequi	0	0	0	0	0	0	0	0
Complaint Substantiated Delinquent	0	0	0	0	0	0	0	0
Complaint Substantiated Status Offender	0	0	0	0	0	0	0	0
Complaint Substantiated Abused	0	0	0	0	0	0	0	0
Complaint Substantiated Mentally Ill	0	0	0	0	0	0	0	0
Informal Adjustment	0	0	0	0	0	0	0	0
Pretrial Diversion	0	0	0	0	0	0	0	0
Transfer to Adult Court Hearing	0	0	0	0	0	0	0	0
Charges Cleared by Transfer to Adult Court	0	0	0	0	0	0	0	0
Special Proceeding	0	0	0	0	0	0	0	0
Review Concluded	0	0	0	0	0	0	0	0
Unknown	0	0	0	0	0	0	0	0
<b>Totals</b>	<b>72</b>	<b>30</b>	<b>2</b>	<b>83</b>	<b>21</b>	<b>5</b>	<b>223</b>	<b>436</b>
<b><u>Other Violations</u></b>								
Dismissed	0	0	0	0	0	0	0	0
Retired / Nolle Prosequi	0	0	0	0	0	0	0	0
Complaint Substantiated Delinquent	0	0	0	0	0	0	0	0
Complaint Substantiated Status Offender	0	0	0	0	0	0	0	0
Complaint Substantiated Dependent/Neglect	0	0	0	0	0	0	0	0
Complaint Substantiated Abused	0	0	0	0	0	0	0	0
Complaint Substantiated Mentally Ill	0	0	0	0	0	0	0	0
Informal Adjustment	0	0	0	0	0	0	0	0
Pretrial Diversion	0	0	0	0	0	0	0	0
Transfer to Adult Court Hearing	0	0	0	0	0	0	0	0
Charges Cleared by Transfer to Adult Court	0	0	0	0	0	0	0	0
Special Proceeding	0	0	0	0	0	0	0	0
Review Concluded	0	0	0	0	0	0	0	0
Case Held Open	0	0	0	0	0	0	0	0
Unknown	0	0	0	0	0	0	0	0
Other	0	0	0	0	0	0	0	0
<b>Totals</b>	<b>0</b>	<b>0</b>	<b>0</b>	<b>0</b>	<b>0</b>	<b>0</b>	<b>0</b>	<b>0</b>

**TENNESSEE COUNCIL OF JUVENILE AND FAMILY COURT JUDGES  
2008 KNOX COUNTY JUVENILE COURT STATISTICAL DATA**

**Formal and Informal Actions by Type of Offense, Race and Sex for CY 2008**

	White Male	African American Male	Other Race Male	White Female	African American Female	Other Race Female	Unknown Race or Sex	Total
<b>Special Proceedings</b>								
Special Proceeding	279	175	35	250	114	25	399	1,277
Complaint Substantiated Dependent/Neglect	214	58	11	220	59	13	274	849
Other	114	33	3	138	25	14	140	467
Dismissed	37	8	5	48	11	6	59	174
Case Held Open	23	2	3	21	2	1	21	73
Informal Adjustment	1	5	0	6	13	0	6	31
Retired / Nolle Prosequi	0	0	0	0	0	0	0	0
Complaint Substantiated Delinquent	0	0	0	0	0	0	0	0
Complaint Substantiated Status Offender	0	0	0	0	0	0	0	0
Complaint Substantiated Abused	0	0	0	0	0	0	0	0
Complaint Substantiated Mentally Ill	0	0	0	0	0	0	0	0
Pretrial Diversion	0	0	0	0	0	0	0	0
Transfer to Adult Court Hearing	0	0	0	0	0	0	0	0
Charges Cleared by Transfer to Adult Court	0	0	0	0	0	0	0	0
Review Concluded	0	0	0	0	0	0	0	0
Unknown	0	0	0	0	0	0	0	0
<b>Totals</b>	<b>668</b>	<b>281</b>	<b>57</b>	<b>683</b>	<b>224</b>	<b>59</b>	<b>899</b>	<b>2,871</b>
<b>Other</b>								
Special Proceeding	407	168	17	309	101	20	384	1,406
Informal Adjustment	12	6	1	10	10	0	4	43
Dismissed	14	6	0	6	9	1	4	40
Other	16	4	0	7	0	0	4	31
Complaint Substantiated Delinquent	6	7	1	2	0	0	2	18
Retired / Nolle Prosequi	8	4	1	0	0	0	0	13
Pretrial Diversion	10	0	0	2	0	0	0	12
Complaint Substantiated Dependent/Neglect	0	0	0	0	0	0	4	4
Transfer to Adult Court Hearing	1	1	0	0	0	0	0	2
Complaint Substantiated Status Offender	0	0	0	0	0	0	0	0
Complaint Substantiated Abused	0	0	0	0	0	0	0	0
Complaint Substantiated Mentally Ill	0	0	0	0	0	0	0	0
Charges Cleared by Transfer to Adult Court	0	0	0	0	0	0	0	0
Review Concluded	0	0	0	0	0	0	0	0
Case Held Open	0	0	0	0	0	0	0	0
Unknown	0	0	0	0	0	0	0	0
<b>Totals</b>	<b>474</b>	<b>196</b>	<b>20</b>	<b>336</b>	<b>120</b>	<b>21</b>	<b>402</b>	<b>1,569</b>
<b>All Action Totals</b>	<b>3,810</b>	<b>1,887</b>	<b>146</b>	<b>2,522</b>	<b>1,050</b>	<b>108</b>	<b>1,855</b>	<b>11,378</b>

**TENNESSEE COUNCIL OF JUVENILE AND FAMILY COURT JUDGES  
2008 KNOX COUNTY JUVENILE COURT STATISTICAL DATA**

**Formal and Informal Actions by Class of Referral, Race and Sex for CY 2008**

	White Male	African American Male	Other Race Male	White Female	African American Female	Other Race Female	Unknown Race or Sex	Total
<b><u>Offenses Against Persons</u></b>								
Complaint Substantiated Delinquent	19	44	4	1	9	0	0	77
Dismissed	9	19	0	4	15	1	0	48
Other	18	15	0	6	6	0	2	47
Informal Adjustment	10	8	0	6	4	0	0	28
Pretrial Diversion	7	14	0	3	0	0	0	24
Retired / Nolle Prosequi	4	6	1	1	5	0	0	17
Transfer to Adult Court Hearing	3	1	0	0	0	0	3	7
Case Held Open	2	0	1	0	0	0	0	3
Complaint Substantiated Status Offender	0	0	0	0	0	0	0	0
Complaint Substantiated Dependent/Neglect	0	0	0	0	0	0	0	0
Complaint Substantiated Abused	0	0	0	0	0	0	0	0
Complaint Substantiated Mentally Ill	0	0	0	0	0	0	0	0
Charges Cleared by Transfer to Adult Court	0	0	0	0	0	0	0	0
Special Proceeding	0	0	0	0	0	0	0	0
Review Concluded	0	0	0	0	0	0	0	0
Unknown	0	0	0	0	0	0	0	0
<b>Totals</b>	<b>72</b>	<b>107</b>	<b>6</b>	<b>21</b>	<b>39</b>	<b>1</b>	<b>5</b>	<b>251</b>

<b><u>Offenses Against Property</u></b>								
Informal Adjustment	67	22	1	117	63	0	17	287
Complaint Substantiated Delinquent	95	27	1	13	17	0	2	155
Other	31	27	2	35	14	0	4	113
Dismissed	30	23	0	10	9	0	1	73
Pretrial Diversion	24	8	1	14	14	0	1	62
Retired / Nolle Prosequi	12	13	0	5	4	0	0	34
Case Held Open	8	0	0	2	0	0	0	10
Transfer to Adult Court Hearing	1	0	0	0	0	0	0	1
Complaint Substantiated Status Offender	0	0	0	0	0	0	0	0
Complaint Substantiated Dependent/Neglect	0	0	0	0	0	0	0	0
Complaint Substantiated Abused	0	0	0	0	0	0	0	0
Complaint Substantiated Mentally Ill	0	0	0	0	0	0	0	0
Charges Cleared by Transfer to Adult Court	0	0	0	0	0	0	0	0
Special Proceeding	0	0	0	0	0	0	0	0
Review Concluded	0	0	0	0	0	0	0	0
Unknown	0	0	0	0	0	0	0	0
<b>Totals</b>	<b>268</b>	<b>120</b>	<b>5</b>	<b>196</b>	<b>121</b>	<b>0</b>	<b>25</b>	<b>735</b>



**TENNESSEE COUNCIL OF JUVENILE AND FAMILY COURT JUDGES  
2008 KNOX COUNTY JUVENILE COURT STATISTICAL DATA**

**Formal and Informal Actions by Class of Referral, Race and Sex for CY 2008**

	White Male	African American Male	Other Race Male	White Female	African American Female	Other Race Female	Unknown Race or Sex	Total
<b><u>Illegal Conduct</u></b>								
Informal Adjustment	1,022	317	9	647	198	11	137	2,341
Other	265	154	9	144	59	0	80	711
Complaint Substantiated Delinquent	194	244	15	42	41	0	4	540
Dismissed	117	123	3	35	28	3	11	320
Pretrial Diversion	123	60	2	52	44	0	6	287
Retired / Nolle Prosequi	56	55	4	9	11	0	0	135
Complaint Substantiated Dependent/Neglect	4	0	0	8	0	0	10	22
Case Held Open	10	2	1	0	0	0	6	19
Special Proceeding	2	0	1	2	2	0	8	15
Transfer to Adult Court Hearing	0	9	0	0	0	0	0	9
Complaint Substantiated Status Offender	0	0	0	0	0	0	0	0
Complaint Substantiated Abused	0	0	0	0	0	0	0	0
Complaint Substantiated Mentally Ill	0	0	0	0	0	0	0	0
Charges Cleared by Transfer to Adult Court	0	0	0	0	0	0	0	0
Review Concluded	0	0	0	0	0	0	0	0
Unknown	0	0	0	0	0	0	0	0
<b>Totals</b>	<b>1,793</b>	<b>964</b>	<b>44</b>	<b>939</b>	<b>383</b>	<b>14</b>	<b>262</b>	<b>4,399</b>

**Status Offenses**

Informal Adjustment	218	68	3	122	52	5	18	486
Complaint Substantiated Delinquent	94	51	4	44	29	0	7	229
Other	67	29	1	65	28	3	6	199
Dismissed	43	16	1	20	17	0	2	99
Pretrial Diversion	23	15	2	7	10	0	5	62
Retired / Nolle Prosequi	13	8	1	6	5	0	0	33
Case Held Open	5	2	0	0	1	0	1	9
Complaint Substantiated Status Offender	0	0	0	0	0	0	0	0
Complaint Substantiated Dependent/Neglect	0	0	0	0	0	0	0	0
Complaint Substantiated Abused	0	0	0	0	0	0	0	0
Complaint Substantiated Mentally Ill	0	0	0	0	0	0	0	0
Transfer to Adult Court Hearing	0	0	0	0	0	0	0	0
Charges Cleared by Transfer to Adult Court	0	0	0	0	0	0	0	0
Special Proceeding	0	0	0	0	0	0	0	0
Review Concluded	0	0	0	0	0	0	0	0
Unknown	0	0	0	0	0	0	0	0
<b>Totals</b>	<b>463</b>	<b>189</b>	<b>12</b>	<b>264</b>	<b>142</b>	<b>8</b>	<b>39</b>	<b>1,117</b>

**TENNESSEE COUNCIL OF JUVENILE AND FAMILY COURT JUDGES  
2008 KNOX COUNTY JUVENILE COURT STATISTICAL DATA**

**Formal and Informal Actions by Class of Referral, Race and Sex for CY 2008**

	White Male	African American Male	Other Race Male	White Female	African American Female	Other Race Female	Unknown Race or Sex	Total
<b><u>Dependency/Neglect</u></b>								
Complaint Substantiated Dependent/Neglect	60	25	1	73	18	4	184	365
Dismissed	8	0	1	3	3	0	18	33
Other	3	4	0	2	0	1	16	26
Case Held Open	1	1	0	5	0	0	5	12
Retired / Nolle Prosequi	0	0	0	0	0	0	0	0
Complaint Substantiated Delinquent	0	0	0	0	0	0	0	0
Complaint Substantiated Status Offender	0	0	0	0	0	0	0	0
Complaint Substantiated Abused	0	0	0	0	0	0	0	0
Complaint Substantiated Mentally Ill	0	0	0	0	0	0	0	0
Informal Adjustment	0	0	0	0	0	0	0	0
Pretrial Diversion	0	0	0	0	0	0	0	0
Transfer to Adult Court Hearing	0	0	0	0	0	0	0	0
Charges Cleared by Transfer to Adult Court	0	0	0	0	0	0	0	0
Special Proceeding	0	0	0	0	0	0	0	0
Review Concluded	0	0	0	0	0	0	0	0
Unknown	0	0	0	0	0	0	0	0
<b>Totals</b>	<b>72</b>	<b>30</b>	<b>2</b>	<b>83</b>	<b>21</b>	<b>5</b>	<b>223</b>	<b>436</b>

**Other Violation Proceedings**

Dismissed	0	0	0	0	0	0	0	0
Retired / Nolle Prosequi	0	0	0	0	0	0	0	0
Complaint Substantiated Delinquent	0	0	0	0	0	0	0	0
Complaint Substantiated Status Offender	0	0	0	0	0	0	0	0
Complaint Substantiated Dependent/Neglect	0	0	0	0	0	0	0	0
Complaint Substantiated Abused	0	0	0	0	0	0	0	0
Complaint Substantiated Mentally Ill	0	0	0	0	0	0	0	0
Informal Adjustment	0	0	0	0	0	0	0	0
Pretrial Diversion	0	0	0	0	0	0	0	0
Transfer to Adult Court Hearing	0	0	0	0	0	0	0	0
Charges Cleared by Transfer to Adult Court	0	0	0	0	0	0	0	0
Special Proceeding	0	0	0	0	0	0	0	0
Review Concluded	0	0	0	0	0	0	0	0
Case Held Open	0	0	0	0	0	0	0	0
Unknown	0	0	0	0	0	0	0	0
Other	0	0	0	0	0	0	0	0
<b>Totals</b>	<b>0</b>	<b>0</b>	<b>0</b>	<b>0</b>	<b>0</b>	<b>0</b>	<b>0</b>	<b>0</b>

**TENNESSEE COUNCIL OF JUVENILE AND FAMILY COURT JUDGES  
2008 KNOX COUNTY JUVENILE COURT STATISTICAL DATA**

**Formal and Informal Actions by Class of Referral, Race and Sex for CY 2008**

	White Male	African American Male	Other Race Male	White Female	African American Female	Other Race Female	Unknown Race or Sex	Total
<b><u>Parentage</u></b>								
Complaint Substantiated Dependent/Neglect	214	58	11	220	59	13	274	849
Other	88	19	3	109	21	13	105	358
Dismissed	37	8	5	48	11	6	59	174
Case Held Open	23	2	3	21	2	1	21	73
Informal Adjustment	1	5	0	6	13	0	6	31
Retired / Nolle Prosequi	0	0	0	0	0	0	0	0
Complaint Substantiated Delinquent	0	0	0	0	0	0	0	0
Complaint Substantiated Status Offender	0	0	0	0	0	0	0	0
Complaint Substantiated Abused	0	0	0	0	0	0	0	0
Complaint Substantiated Mentally Ill	0	0	0	0	0	0	0	0
Pretrial Diversion	0	0	0	0	0	0	0	0
Transfer to Adult Court Hearing	0	0	0	0	0	0	0	0
Charges Cleared by Transfer to Adult Court	0	0	0	0	0	0	0	0
Special Proceeding	0	0	0	0	0	0	0	0
Review Concluded	0	0	0	0	0	0	0	0
Unknown	0	0	0	0	0	0	0	0
<b>Totals</b>	<b>363</b>	<b>92</b>	<b>22</b>	<b>404</b>	<b>106</b>	<b>33</b>	<b>465</b>	<b>1,485</b>

**Special Proceedings**

Special Proceeding	279	175	35	250	114	25	399	1,277
Other	26	14	0	29	4	1	35	109
Dismissed	0	0	0	0	0	0	0	0
Retired / Nolle Prosequi	0	0	0	0	0	0	0	0
Complaint Substantiated Delinquent	0	0	0	0	0	0	0	0
Complaint Substantiated Status Offender	0	0	0	0	0	0	0	0
Complaint Substantiated Dependent/Neglect	0	0	0	0	0	0	0	0
Complaint Substantiated Abused	0	0	0	0	0	0	0	0
Complaint Substantiated Mentally Ill	0	0	0	0	0	0	0	0
Informal Adjustment	0	0	0	0	0	0	0	0
Pretrial Diversion	0	0	0	0	0	0	0	0
Transfer to Adult Court Hearing	0	0	0	0	0	0	0	0
Charges Cleared by Transfer to Adult Court	0	0	0	0	0	0	0	0
Review Concluded	0	0	0	0	0	0	0	0
Case Held Open	0	0	0	0	0	0	0	0
Unknown	0	0	0	0	0	0	0	0
<b>Totals</b>	<b>305</b>	<b>189</b>	<b>35</b>	<b>279</b>	<b>118</b>	<b>26</b>	<b>434</b>	<b>1,386</b>

**TENNESSEE COUNCIL OF JUVENILE AND FAMILY COURT JUDGES  
2008 KNOX COUNTY JUVENILE COURT STATISTICAL DATA**

**Formal and Informal Actions by Class of Referral, Race and Sex for CY 2008**

	White Male	African American Male	Other Race Male	White Female	African American Female	Other Race Female	Unknown Race or Sex	Total
<b>Other</b>								
Special Proceeding	407	168	17	309	101	20	384	1,406
Informal Adjustment	12	6	1	10	10	0	4	43
Dismissed	14	6	0	6	9	1	4	40
Other	16	4	0	7	0	0	4	31
Complaint Substantiated Delinquent	6	7	1	2	0	0	2	18
Retired / Nolle Prosequi	8	4	1	0	0	0	0	13
Pretrial Diversion	10	0	0	2	0	0	0	12
Complaint Substantiated Dependent/Neglect	0	0	0	0	0	0	4	4
Transfer to Adult Court Hearing	1	1	0	0	0	0	0	2
Complaint Substantiated Status Offender	0	0	0	0	0	0	0	0
Complaint Substantiated Abused	0	0	0	0	0	0	0	0
Complaint Substantiated Mentally Ill	0	0	0	0	0	0	0	0
Charges Cleared by Transfer to Adult Court	0	0	0	0	0	0	0	0
Review Concluded	0	0	0	0	0	0	0	0
Case Held Open	0	0	0	0	0	0	0	0
Unknown	0	0	0	0	0	0	0	0
<b>Totals</b>	<b>474</b>	<b>196</b>	<b>20</b>	<b>336</b>	<b>120</b>	<b>21</b>	<b>402</b>	<b>1,569</b>
<b>All Action Totals</b>	<b>3,810</b>	<b>1,887</b>	<b>146</b>	<b>2,522</b>	<b>1,050</b>	<b>108</b>	<b>1,855</b>	<b>11,378</b>

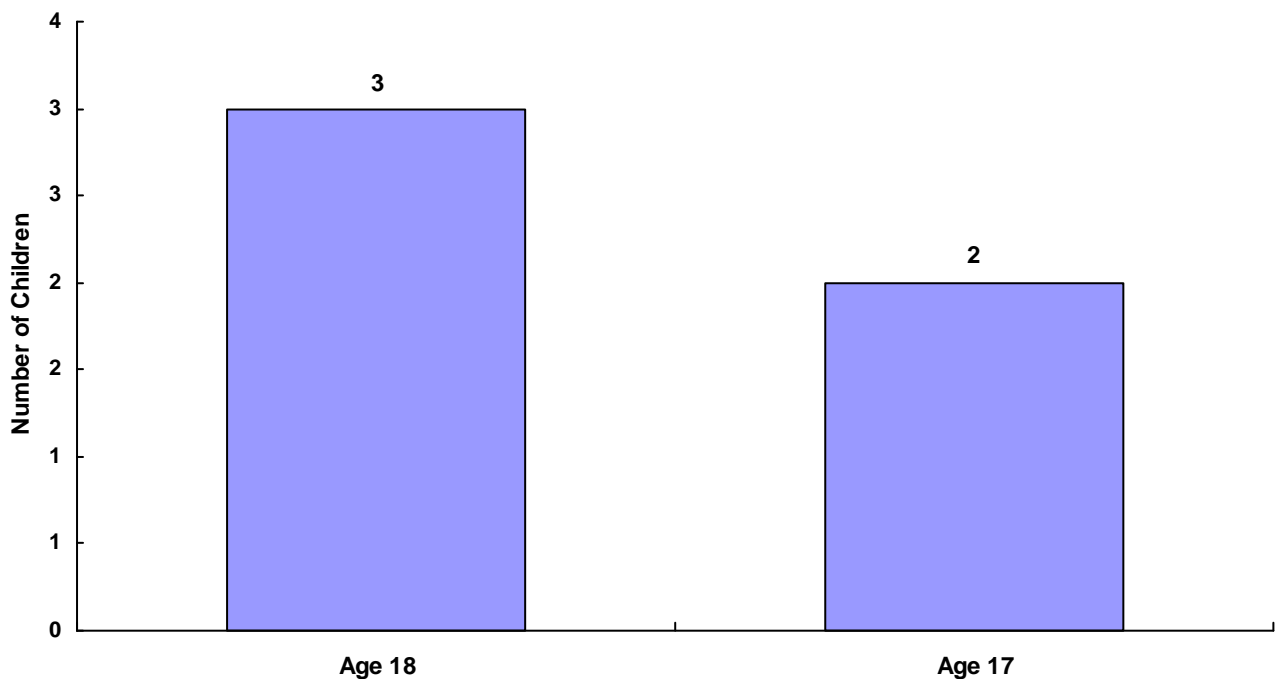
**TENNESSEE COUNCIL OF JUVENILE AND FAMILY COURT JUDGES  
2008 KNOX COUNTY JUVENILE COURT STATISTICAL DATA**

**Children Transferred to Adult Court by Age at Disposition Date, Race and Sex for CY 2008**

**Total Children = 5,369**

	White Male	African American Male	Other Race Male	White Female	African American Female	Other Race Female	Unknown Race or Sex	Total	% of All Children Referred
Age Under 1	0	0	0	0	0	0	0	0	0.00%
Age 1	0	0	0	0	0	0	0	0	0.00%
Age 2	0	0	0	0	0	0	0	0	0.00%
Age 3	0	0	0	0	0	0	0	0	0.00%
Age 4	0	0	0	0	0	0	0	0	0.00%
Age 5	0	0	0	0	0	0	0	0	0.00%
Age 6	0	0	0	0	0	0	0	0	0.00%
Age 7	0	0	0	0	0	0	0	0	0.00%
Age 8	0	0	0	0	0	0	0	0	0.00%
Age 9	0	0	0	0	0	0	0	0	0.00%
Age 10	0	0	0	0	0	0	0	0	0.00%
Age 11	0	0	0	0	0	0	0	0	0.00%
Age 12	0	0	0	0	0	0	0	0	0.00%
Age 13	0	0	0	0	0	0	0	0	0.00%
Age 14	0	0	0	0	0	0	0	0	0.00%
Age 15	0	0	0	0	0	0	0	0	0.00%
Age 16	0	0	0	0	0	0	0	0	0.00%
Age 17	1	1	0	0	0	0	0	2	0.04%
Age 18	1	1	0	0	0	0	1	3	0.06%
Age 19 and Over	0	0	0	0	0	0	0	0	0.00%
<b>Totals</b>	<b>2</b>	<b>2</b>	<b>0</b>	<b>0</b>	<b>0</b>	<b>0</b>	<b>1</b>	<b>5</b>	

**Total Children Transferred to Adult Court**



**TENNESSEE COUNCIL OF JUVENILE AND FAMILY COURT JUDGES  
2008 KNOX COUNTY JUVENILE COURT STATISTICAL DATA**

**Outcomes by Type Of Disposition, Race and Sex for CY 2008**

	<b>White Male</b>	<b>African American Male</b>	<b>Other Race Male</b>	<b>White Female</b>	<b>African American Female</b>	<b>Other Race Female</b>	<b>Unknown Race or Sex</b>	<b>Total</b>
<b><u>General Action Codes</u></b>								
Case Dismissed	346	178	12	262	99	19	242	<b>1,158</b>
Dismissed from Pretrial Diversion	297	150	6	131	75	0	24	<b>683</b>
Public Service	226	135	10	160	96	0	28	<b>655</b>
Fine	282	54	3	178	34	3	34	<b>588</b>
Referred to Defensive Driving School	272	36	2	185	20	1	29	<b>545</b>
Supervision / Probation to Juvenile Court	207	175	7	74	62	0	10	<b>535</b>
Warned / Counseled	218	82	1	92	59	1	19	<b>472</b>
No Contact Order	118	54	4	89	21	4	132	<b>422</b>
Dismissed from Informal Adjustment	95	48	0	71	51	0	13	<b>278</b>
House Arrest	82	113	4	19	13	0	2	<b>233</b>
Court Defined Curfew	91	72	5	24	20	0	6	<b>218</b>
Injunction Other than No Contact Order	53	8	5	46	10	2	84	<b>208</b>
Referred to Alcohol Safety School	112	38	1	36	3	0	6	<b>196</b>
Referral to Juvenile Court Educ-Based Pgm	87	27	2	43	14	1	18	<b>192</b>
Referral to Another Entity for Superv/Servc	55	30	1	52	35	0	13	<b>186</b>
Case Retired or Nolle Prosequi	57	54	5	15	16	0	0	<b>147</b>
Placement with City/Cnty Agcy/Facility	49	26	4	36	16	0	13	<b>144</b>
Runaway Returned	36	21	2	53	19	2	5	<b>138</b>
Referred for Alcohol and Drug Counseling	53	21	2	29	3	3	25	<b>136</b>
Restitution	75	28	3	17	4	0	3	<b>130</b>
Referred for Mental Health Counseling	36	13	0	11	1	2	23	<b>86</b>
Held Open For Review	23	2	3	8	0	0	28	<b>64</b>
Driver's License Held Informally	12	0	0	1	0	0	0	<b>13</b>
Referred to Alternative School	1	0	0	1	1	0	0	<b>3</b>
Placement with Relative / Other Individual	1	0	0	0	0	0	1	<b>2</b>
Probation to Parents	0	0	0	0	0	0	0	<b>0</b>
Referred to Private Child Agency	0	0	0	0	0	0	0	<b>0</b>
Voluntary Placement with DMHMR	0	0	0	0	0	0	0	<b>0</b>
Private Mental Health Placement	0	0	0	0	0	0	0	<b>0</b>
Private MR Placement	0	0	0	0	0	0	0	<b>0</b>
Released from Probation	0	0	0	0	0	0	0	<b>0</b>
<b>Totals</b>	<b>2,884</b>	<b>1,365</b>	<b>82</b>	<b>1,633</b>	<b>672</b>	<b>38</b>	<b>758</b>	<b>7,432</b>

**TENNESSEE COUNCIL OF JUVENILE AND FAMILY COURT JUDGES  
2008 KNOX COUNTY JUVENILE COURT STATISTICAL DATA**

**Outcomes by Type Of Disposition, Race and Sex for CY 2008**

	White Male	African American Male	Other Race Male	White Female	African American Female	Other Race Female	Unknown Race or Sex	Total
<b>Formal Action Codes</b>								
DCS Commitment - Custody	85	76	14	72	40	5	93	385
Parental Rights Terminated	12	8	0	23	6	2	54	105
Other Intensive Probation	24	63	1	1	3	0	2	94
DCS Probation	29	37	6	2	2	0	0	76
DCS Commitment - Suspended	11	46	1	1	8	0	2	69
Transfer to Another Juvenile Court for Dispo	21	9	0	11	2	0	2	45
DCS Commitment - Determinate	8	7	2	0	0	0	0	17
Transferred to Adult Court	3	6	0	0	0	0	1	10
DCS Intensive Probation	3	5	0	0	0	0	0	8
Supervision by DCS	0	2	0	0	0	0	1	3
Parental Rights Not Terminated	1	0	0	2	0	0	0	3
DMHMR Involuntary Commitment	0	0	0	0	0	0	0	0
Placed Under a Valid Court Order	0	0	0	0	0	0	0	0
<b>Totals</b>	<b>197</b>	<b>259</b>	<b>24</b>	<b>112</b>	<b>61</b>	<b>7</b>	<b>155</b>	<b>815</b>

**Special Proceedings**

Court Costs	746	197	10	431	136	7	79	1,606
Foster Care Continued	256	142	28	252	112	25	411	1,226
Custody Changed	236	54	14	228	62	13	273	880
Visitation Changed	183	35	9	187	44	8	277	743
Custody Unchanged	79	8	3	72	14	4	99	279
Visitation Unchanged	27	5	3	33	4	3	48	123
Foster Care Terminated	18	1	1	20	6	0	25	71
Order of Reference to DCS	23	5	2	19	5	0	8	62
Voluntary Acknowledgement of Paternity	0	0	0	0	0	0	0	0
Paternity Determined / Child Legitimated	0	0	0	0	0	0	0	0
Paternity Not Determ/Child Not Legitimated	0	0	0	0	0	0	0	0
Child Support Granted	0	0	0	0	0	0	0	0
Child Support Amended	0	0	0	0	0	0	0	0
Child Support Denied	0	0	0	0	0	0	0	0
Child Support Terminated	0	0	0	0	0	0	0	0
Request for Medical Treatment Granted	0	0	0	0	0	0	0	0
Request for Medical Treatment Denied	0	0	0	0	0	0	0	0
Consent to Marry Granted	0	0	0	0	0	0	0	0
Consent to Marry Denied	0	0	0	0	0	0	0	0
<b>Totals</b>	<b>1,568</b>	<b>447</b>	<b>70</b>	<b>1,242</b>	<b>383</b>	<b>60</b>	<b>1,220</b>	<b>4,990</b>

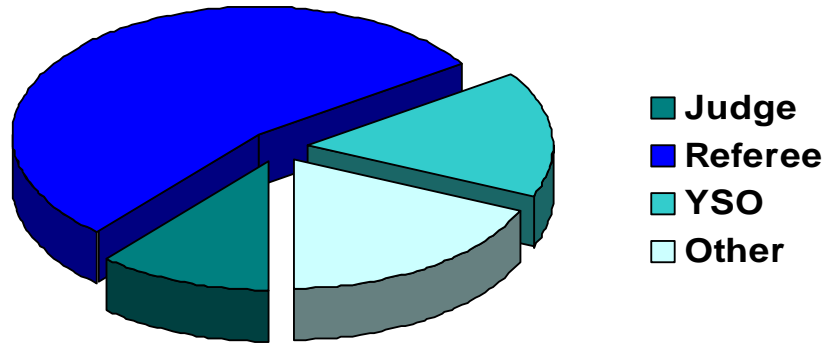
**Other Outcome Codes**

Other	739	413	38	572	234	34	554	2,584
<b>Totals</b>	<b>739</b>	<b>413</b>	<b>38</b>	<b>572</b>	<b>234</b>	<b>34</b>	<b>554</b>	<b>2,584</b>

<b>All Outcome Totals</b>	<b>5,388</b>	<b>2,484</b>	<b>214</b>	<b>3,559</b>	<b>1,350</b>	<b>139</b>	<b>2,687</b>	<b>15,821</b>
---------------------------	--------------	--------------	------------	--------------	--------------	------------	--------------	---------------

**TENNESSEE COUNCIL OF JUVENILE AND FAMILY COURT JUDGES  
2008 KNOX COUNTY JUVENILE COURT STATISTICAL DATA**

**Breakdown of Referrals by Court Personnel Executing the Action in CY 2008**



	<b>Referrals</b>	<b>% of Referrals</b>
Judge	1,301	11.43%
Referee	6,152	54.07%
YSO	1,793	15.76%
Other	2,132	18.74%
<b>Total</b>	<b>11,378</b>	<b>100.00%</b>