

**2008**

**State of Tennessee**

**Annual Juvenile Court Statistical Report**

**Macon County Breakdown**

# TABLE OF CONTENTS

Report Numbers Listed Below are shown at the Bottom of each Report, followed by the Report Page Number

	Report Number
<b>Juvenile Court Referral Process</b>	
Chart – The Juvenile Court Referral Process	1
Chart – Delinquent, Dependent/Neglect/Abuse, and Status/Unruly Referrals	2
Chart – Referrals by Type of Offense	3
Chart – Referrals for Status/Unruly Offenses	4
<b>Children and Referral Counts by Race and Sex</b>	
Table – Children with Delinquent Referrals by Race and Sex	5
Table – Children with Status/Unruly Referrals by Race and Sex	5
Table – Children with Dependency/Neglect/Abuse Allegations by Race and Sex	5
Table – Referrals Delinquent Referrals by Race and Sex	6
Table – Referrals Status/Unruly Referrals by Race and Sex	6
Table – Referrals Dependency/Neglect/Abuse Allegations by Race and Sex	6
Table/Chart – Referrals by Age Group, Race and Sex	7
Table/Chart – Children Referred by Age, Race and Sex	8
Table/Chart – Children Referred by Race and Sex	9
Table/Chart – Children of Hispanic Origin by Race and Sex	10
Table – Referrals by Type of Offense, Age Group, Race and Sex	11
<b>Living Arrangement of the Child at Time of Referral</b>	
Table/Chart – Living Arrangement at Time of Referral by Race and Sex	12
<b>School Status of Individual Children at Time of Referral to Juvenile Court</b>	
Table – Last Grade Completed by Children by Race and Sex	13
Table – Children Enrolled in School	13
Table – Children Enrolled in Special Education	13
<b>Referral Information by Race, Sex and Class of Referral/Offense</b>	
Table/Chart – Class of Referrals by Race and Sex	14
Table - Referrals by Class and Type of Offense by Race and Sex	15
<b>Referral Reasons by Type, Race and Sex</b>	
Table – Referral Reasons by Type of Offense, Race and Sex	16
Table – Top 4 Referral Reasons by Sex and Race	17
Table – Top 4 Referral Reasons by Sex, Race and Type of Offense	18
<b>Source of Referrals to the Juvenile Court</b>	
Table – Source of Referrals by Race and Sex	19
Table – Six Most Frequent Referral Reasons by Source, Race and Sex	20
Table – Source of Referrals by Type of Offense, Race and Sex	21
<b>Children Referred with Weapons Charges</b>	
Table/Chart – Children Referred for Unlawful Carrying/Possession of a Weapon by Age, Race and Sex	22
Table/Chart – Children Referred for Carrying Weapons on School Property	23
<b>Intake Actions at Referral</b>	
Table/Chart – Intake Actions at Referral by Race and Sex	24
Table/Chart – Intake Actions of Referrals by Class of Offense, Race and Sex	25

# TABLE OF CONTENTS


Report Numbers Listed Below are shown at the Bottom of each Report, followed by the Report Page Number

	Report Number
<b>Detention Statistics at Referral</b>	
Table – Detention Statistics at Referral by Individual Child by Race and Sex	26
Table – Detention Statistics at Referral by Individual Case	26
Table – Placement After Secure Detention Hearing by Individual Child by Race and Sex	27
Table – Placement After Secure Detention Hearing by Individual Case	27
<b>Dispositional Procedures</b>	
Table – Procedures used to Dispose or Adjust All Referrals	28
Table – Referrals Disposed by Formal Adjudicatory Proceedings	28
Table – Referrals Disposed by Other Actions	28
<b>Formal and Informal Actions</b>	
Table/Chart – Formal and Informal Actions by Race and Sex	29
Table – Formal and Informal Actions by Type of Offense, Race and Sex	30
Table – Formal and Informal Actions by Class of Referral, Race and Sex	31
<b>Children Transferred to Adult Court</b>	
Table/Chart – Children Transferred to Adult Court by Age, Race and Sex	32
<b>Outcomes by Type of Disposition</b>	
Table – Outcomes by Type of Disposition, Race and Sex	33
<b>Juvenile Court Referrals Disposed County-Wide Based on Number of Referrals</b>	
Table/Chart – Breakdown of Referrals by Court Personnel Executing the Action	34

**TENNESSEE COUNCIL OF JUVENILE AND FAMILY COURT JUDGES  
2008 MACON COUNTY JUVENILE COURT STATISTICAL DATA**

**The Juvenile Court Referral Process for CY 2008**

<b>Delinquent</b> 328	<b>Status</b> 90	<b>Dependency and Neglect</b> 205	<b>Other Violations</b> 0	<b>Special Proceedings</b> 15	<b>Parentage</b> 56	<b>Other</b> 9
--------------------------	---------------------	--------------------------------------	------------------------------	----------------------------------	------------------------	-------------------



**Parents, Victims, School, Relatives, State Dept, etc.**  
423

**Law Enforcement**  
280

**Pretrial Diversion, Informal Adjustment**  
0

**Court Actions**  
703

**Transfer to Adult Court Hearing**  
1

**Charges Cleared By Transfer to Adult Court**  
0

**Special Proceeding**  
124

**Review Concluded**  
15

**Case Held Open**  
84

**Other**  
6

**Formal Adjudications**  
473

**Juvenile Court System Outcomes / Dispositions**  
1,297

**Formal**  
97

**General**  
693

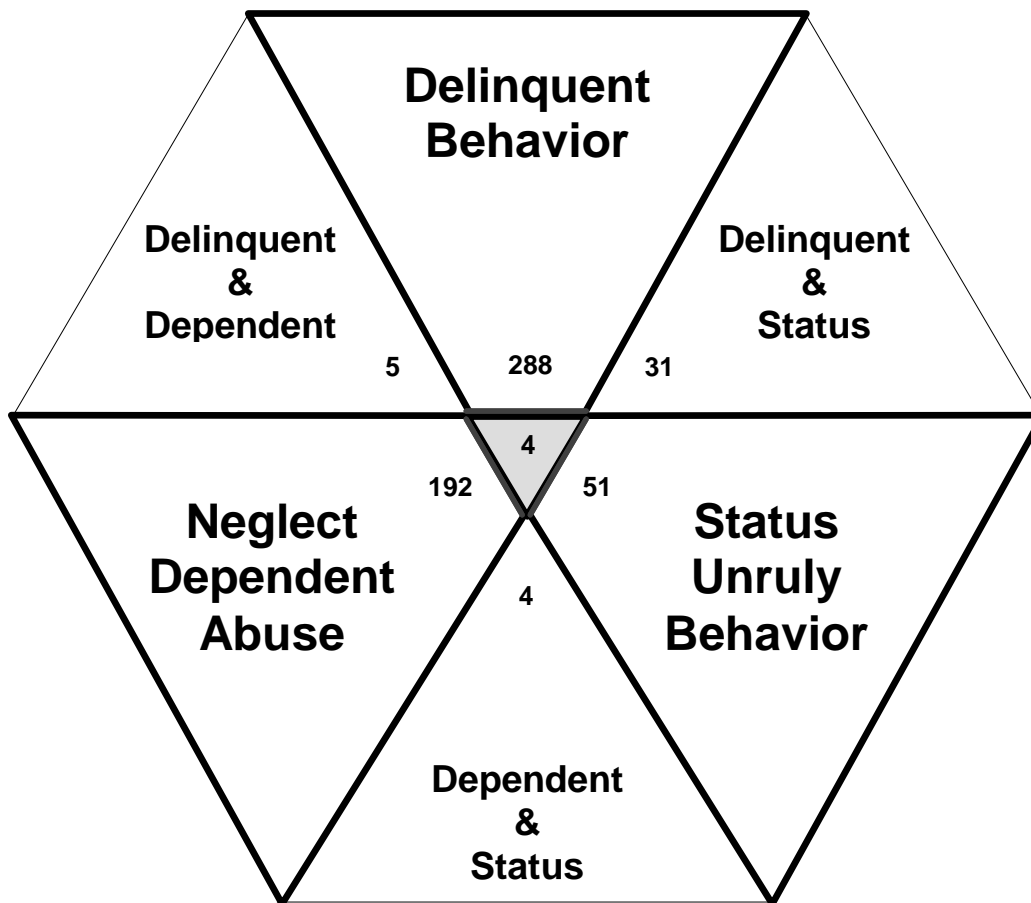
**Special Proceedings**  
451

**Other**  
56

**TENNESSEE COUNCIL OF JUVENILE AND FAMILY COURT JUDGES  
2008 MACON COUNTY JUVENILE COURT STATISTICAL DATA**

**Delinquent, Dependent/Neglect/Abuse, and Status/Unruly Referrals for CY 2008**

Total = 575



The remaining referrals are for:  
Custody, Visitation, Paternity/Legitimation, Child Support,  
Special Procedures and Other Referrals

Each child may be counted  
in more than one category

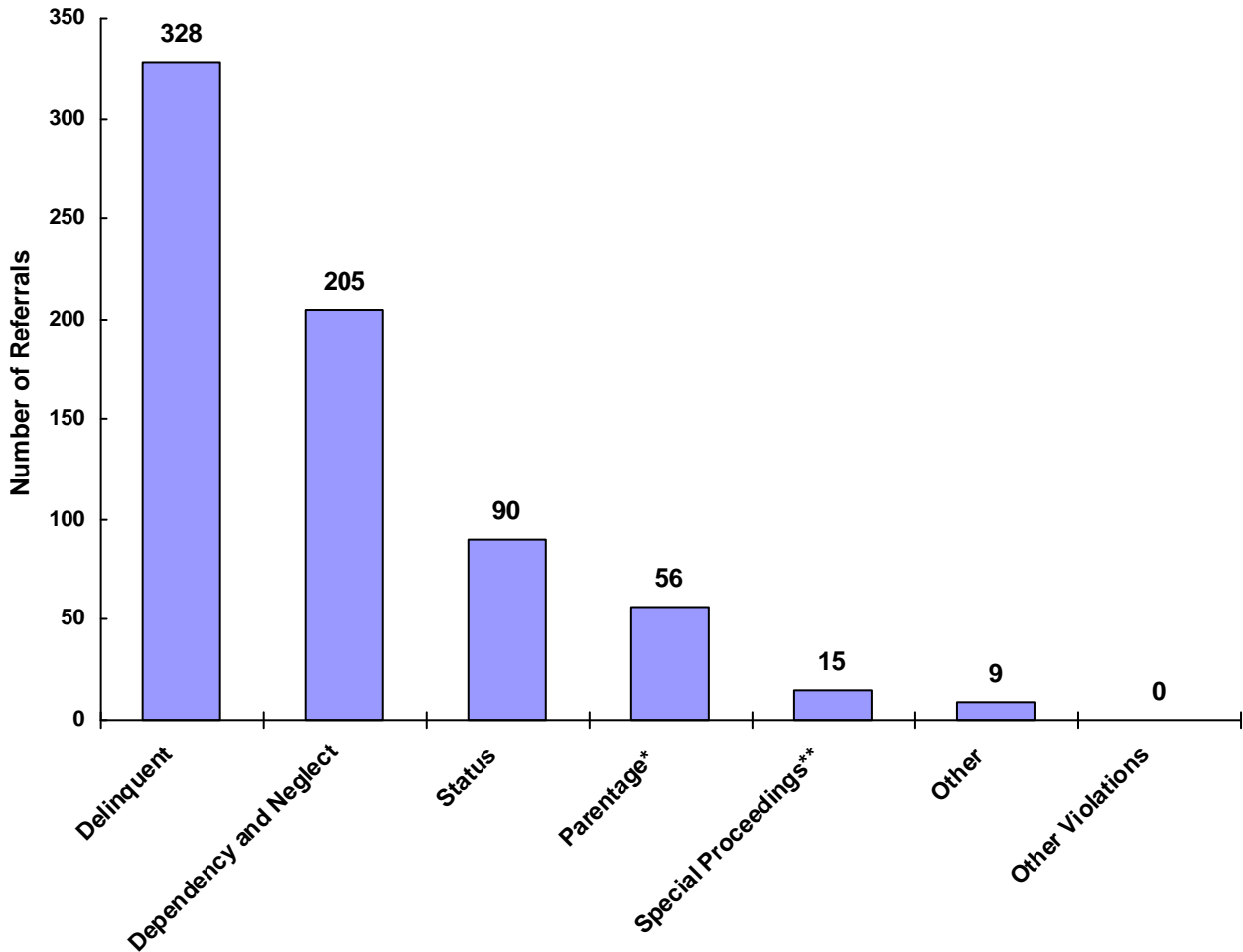
Total number of individual children for ALL referrals  
disposed by juvenile courts during CY 2008 equals 389

Children can have referrals in multiple categories. The drawing above shows that in the year 2008 there were 288 referrals to Macon County Juvenile Court for children with only delinquent offenses, 51 for those with only status/unruly behavior, and 192 for children with neglect, dependent or abuse referrals during the calendar year. There were 31 referrals for children that had a delinquent AND a status/unruly referral. There were 5 referrals for children with both delinquent behavior AND a neglect, dependent or abuse allegation. There were 4 referrals for children that had both a status/unruly referral AND a neglect, dependent or abuse allegation. Also, there were 4 referrals for children that had a delinquent referral, a status/unruly referral AND a neglect, dependent or abuse allegation.

TENNESSEE COUNCIL OF JUVENILE AND FAMILY COURT JUDGES  
2008 MACON COUNTY JUVENILE COURT STATISTICAL DATA

Referrals by Type of Offense in CY 2008

Total Referrals = 703



\* Parentage includes: Custody, Visitation, Paternity/Legitimation and Child Support

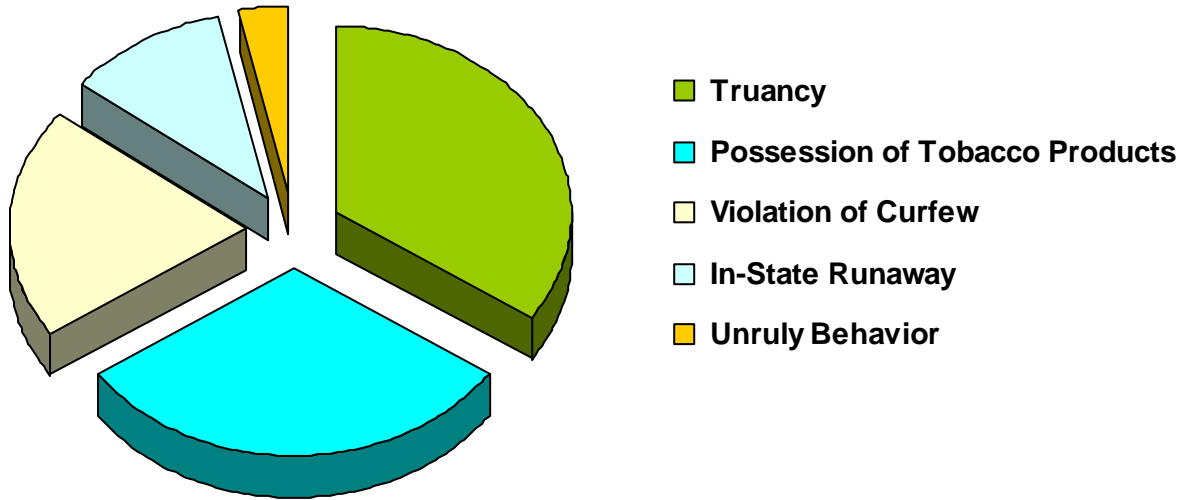
\*\*Special Proceedings include: Judicial Review, Administrative Review, Foster Care Review, Request for Medical Treatment and Consent to Marry

Information from the Juvenile Court represents a total of 389 children and 618 cases that were reported to the TCJFCJ.

A Status offense is an offense committed by a child that if committed by an adult, would not be considered an offense or unlawful act. An example of this is smoking when not legally an adult.

**TENNESSEE COUNCIL OF JUVENILE AND FAMILY COURT JUDGES  
2008 MACON COUNTY JUVENILE COURT STATISTICAL DATA**

**Referrals for Status/Unruly Offenses in CY 2008  
Total Status/Unruly Referrals = 90**



Referral Reason	Count	Percent
Truancy	31	34.44%
Possession of Tobacco Products	28	31.11%
Violation of Curfew	18	20.00%
In-State Runaway	10	11.11%
Unruly Behavior	3	3.33%
Violation of a Valid Court Order	0	0.00%
Out-of-State Runaway	0	0.00%
<b>Total</b>	<b>90</b>	

**TENNESSEE COUNCIL OF JUVENILE AND FAMILY COURT JUDGES  
2008 MACON COUNTY JUVENILE COURT STATISTICAL DATA**

**Children\* with Delinquent Referrals by Race and Sex for CY 2008**

	White	African American	Native American	Asian	Mixed Race	Unknown Race	Total
Male	129	0	0	0	0	0	129
Female	64	0	0	0	0	0	64
Unknown Sex	0	0	0	0	0	0	
<b>Totals</b>	<b>193</b>	<b>0</b>	<b>0</b>	<b>0</b>	<b>0</b>	<b>0</b>	<b>193</b>

**Children\* with Status/Unruly Referrals by Race and Sex for CY 2008**

	White	African American	Native American	Asian	Mixed Race	Unknown Race	Total
Male	54	0	0	0	0	1	55
Female	19	0	0	0	0	0	19
Unknown Sex	0	0	0	0	0	1	1
<b>Totals</b>	<b>73</b>	<b>0</b>	<b>0</b>	<b>0</b>	<b>0</b>	<b>2</b>	<b>75</b>

**Children\* with Dependency/Neglect/Abuse Allegations by Race and Sex for CY 2008**

	White	African American	Native American	Asian	Mixed Race	Unknown Race	Total
Male	56	0	0	0	0	1	57
Female	50	1	0	0	1	4	56
Unknown Sex	3	0	0	0	0	5	8
<b>Totals</b>	<b>109</b>	<b>1</b>	<b>0</b>	<b>0</b>	<b>1</b>	<b>10</b>	<b>121</b>

\* A child may be counted in more than one category



**TENNESSEE COUNCIL OF JUVENILE AND FAMILY COURT JUDGES  
2008 MACON COUNTY JUVENILE COURT STATISTICAL DATA**

**Delinquent Referrals by Race and Sex for CY 2008**

	White	African American	Native American	Asian	Mixed Race	Unknown Race	Total
<b>Male</b>	232	0	0	0	0	0	<b>232</b>
<b>Female</b>	96	0	0	0	0	0	<b>96</b>
<b>Unknown Sex</b>	0	0	0	0	0	0	<b>0</b>
<b>Totals</b>	<b>328</b>	<b>0</b>	<b>0</b>	<b>0</b>	<b>0</b>	<b>0</b>	<b>328</b>

**Status/Unruly Referrals by Race and Sex for CY 2008**

	White	African American	Native American	Asian	Mixed Race	Unknown Race	Total
<b>Male</b>	64	0	0	0	0	1	<b>65</b>
<b>Female</b>	23	0	0	0	0	0	<b>23</b>
<b>Unknown Sex</b>	0	0	0	0	0	2	<b>2</b>
<b>Totals</b>	<b>87</b>	<b>0</b>	<b>0</b>	<b>0</b>	<b>0</b>	<b>3</b>	<b>90</b>

**Dependency/Neglect/Abuse Allegations by Race and Sex for CY 2008**

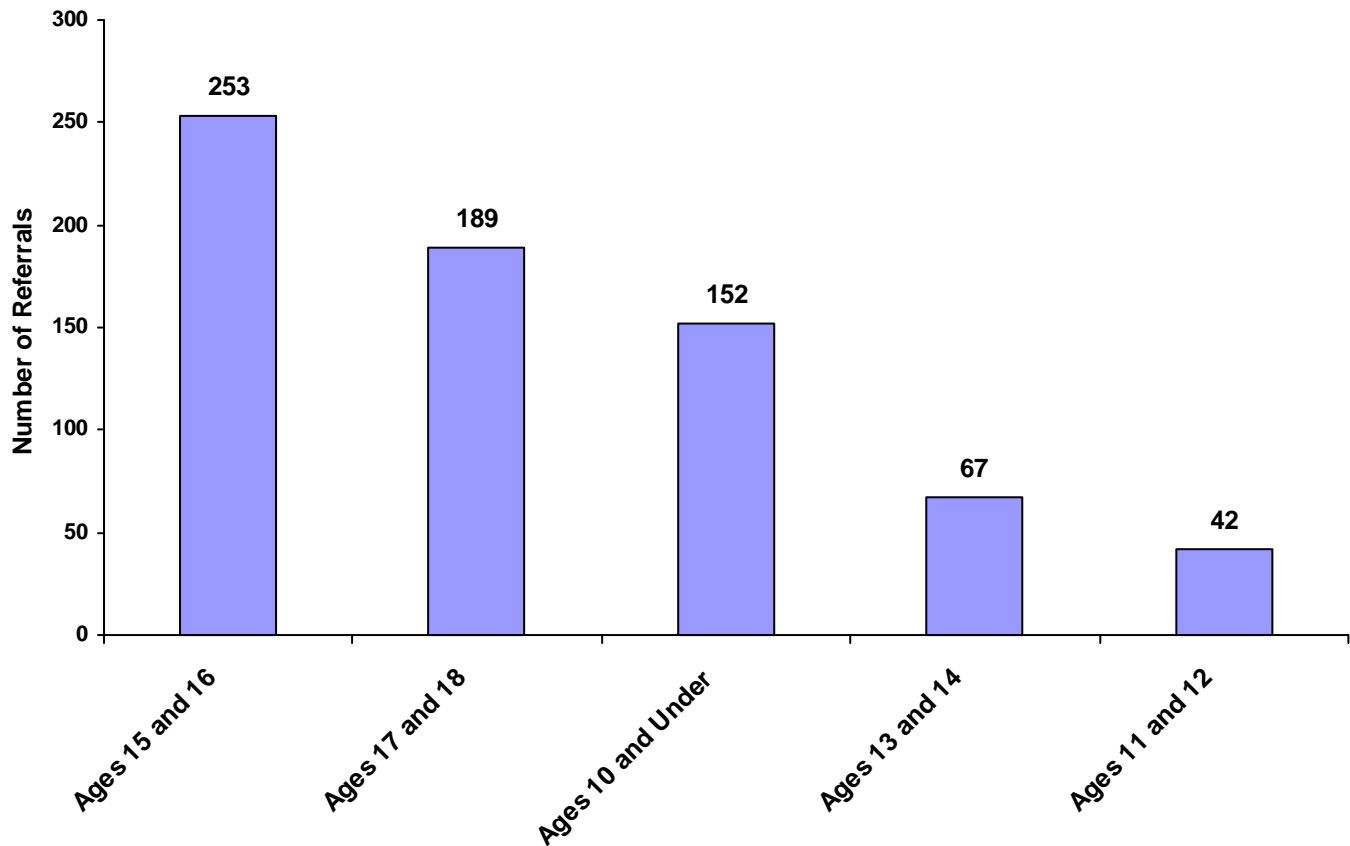
	White	African American	Native American	Asian	Mixed Race	Unknown Race	Total
<b>Male</b>	104	0	0	0	0	1	<b>105</b>
<b>Female</b>	75	1	0	0	3	4	<b>83</b>
<b>Unknown Sex</b>	6	0	0	0	0	11	<b>17</b>
<b>Totals</b>	<b>185</b>	<b>1</b>	<b>0</b>	<b>0</b>	<b>3</b>	<b>16</b>	<b>205</b>

**TENNESSEE COUNCIL OF JUVENILE AND FAMILY COURT JUDGES  
2008 MACON COUNTY JUVENILE COURT STATISTICAL DATA**

**Referrals by Age Group, Race and Sex for CY 2008**

	White Male	African American Male	Other Race Male	White Female	African American Female	Other Race Female	Unknown Race or Sex	Total	% of Total Referrals
Birth through Age 10	68	0	0	55	1	0	28	152	21.62%
Ages 11 and 12	26	0	1	11	0	0	4	42	5.97%
Ages 13 and 14	46	0	0	13	0	3	5	67	9.53%
Ages 15 and 16	174	0	0	78	0	0	1	253	35.99%
Ages 17 and 18	128	0	0	61	0	0	0	189	26.88%
Unknown Age	0	0	0	0	0	0	0	0	0.00%
<b>All Age Group Totals</b>	<b>442</b>	<b>0</b>	<b>1</b>	<b>218</b>	<b>1</b>	<b>3</b>	<b>38</b>	<b>703</b>	

**Total Referrals by Age Group**

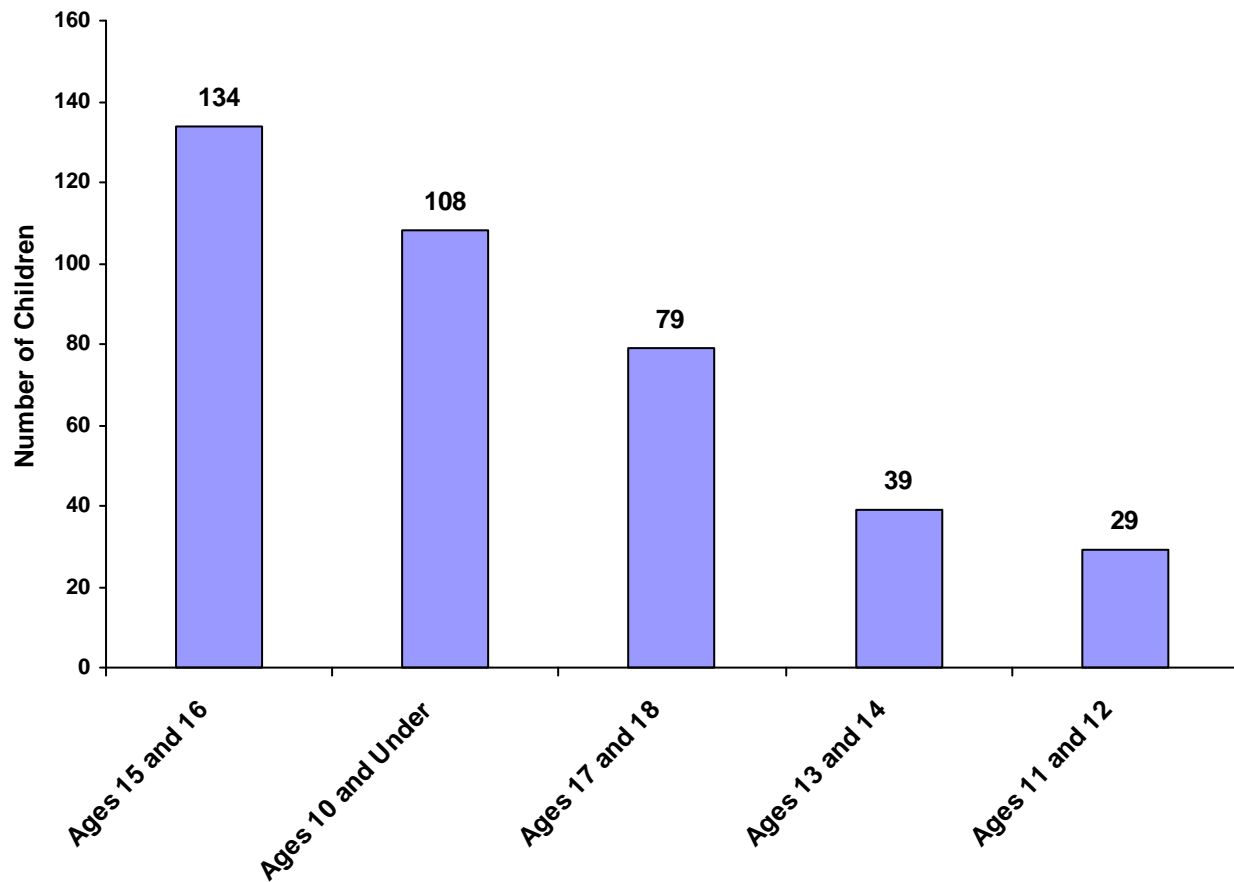


**TENNESSEE COUNCIL OF JUVENILE AND FAMILY COURT JUDGES  
2008 MACON COUNTY JUVENILE COURT STATISTICAL DATA**

**Children Referred by Age Group, Race and Sex for CY 2008**

	White Male	African American Male	Other Race Male	White Female	African American Female	Other Race Female	Unknown Race or Sex	Total	% of All Children Referred
Ages 10 and Under	45	0	0	42	1	0	20	108	27.76%
Ages 11 through 12	17	0	1	9	0	0	2	29	7.46%
Ages 13 through 14	27	0	0	10	0	1	1	39	10.03%
Ages 15 through 16	87	0	0	46	0	0	1	134	34.45%
Ages 17 through 18	50	0	0	29	0	0	0	79	20.31%
Ages 19 and Over	0	0	0	0	0	0	0	0	0.00%
<b>Total</b>	<b>226</b>	<b>0</b>	<b>1</b>	<b>136</b>	<b>1</b>	<b>1</b>	<b>24</b>	<b>389</b>	

**Total Children by Age Group**

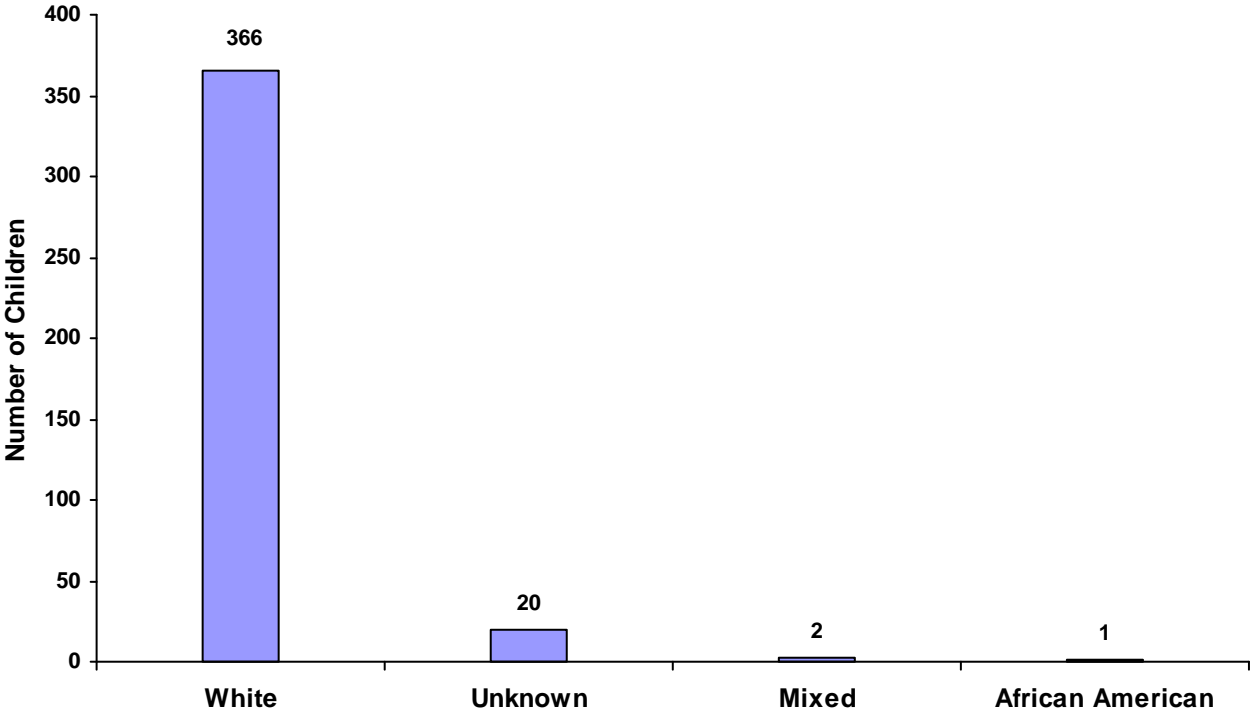


**TENNESSEE COUNCIL OF JUVENILE AND FAMILY COURT JUDGES  
2008 MACON COUNTY JUVENILE COURT STATISTICAL DATA**

**Children Referred by Race and Sex for CY 2008**

Race	Male	Female	Unknown	Total
White	226	136	4	366
African American	0	1	0	1
Native American	0	0	0	0
Asian	0	0	0	0
Mixed	1	1	0	2
Unknown	4	5	11	20
<b>Total</b>	<b>231</b>	<b>143</b>	<b>15</b>	<b>389</b>

**Total Children by Race**

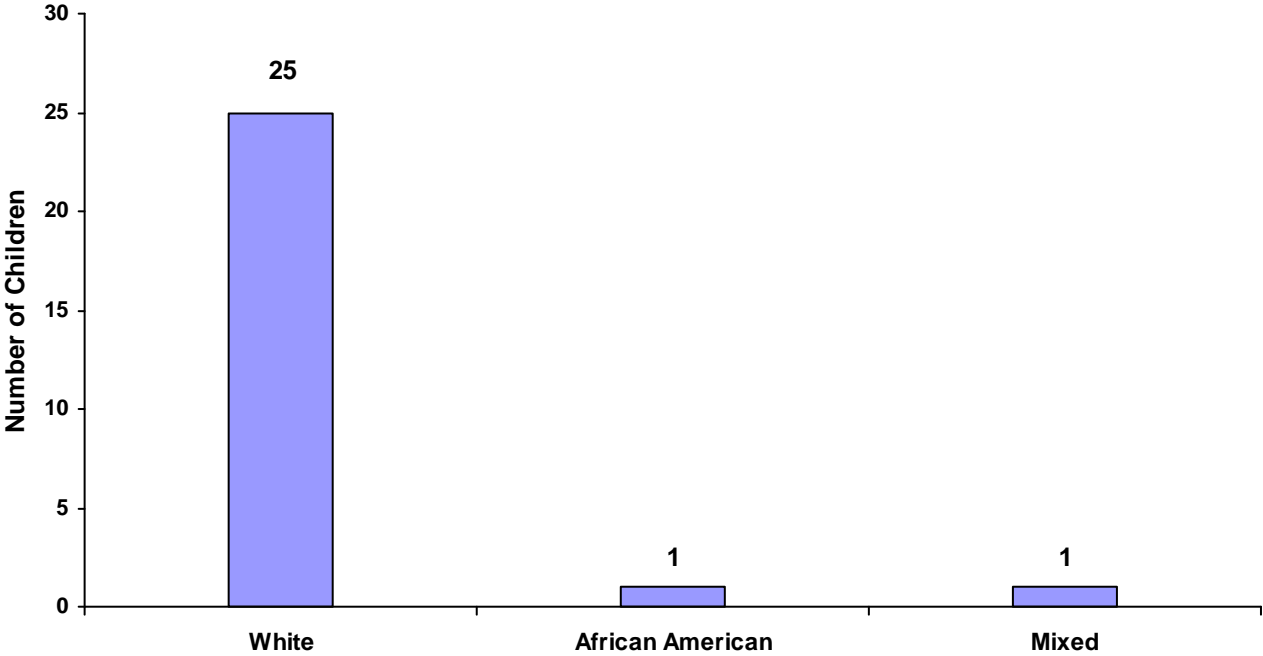


**TENNESSEE COUNCIL OF JUVENILE AND FAMILY COURT JUDGES  
2008 MACON COUNTY JUVENILE COURT STATISTICAL DATA**

**Children of Hispanic Origin by Race and Sex for CY 2008**

<b>Race</b>	<b>Male</b>	<b>Female</b>	<b>Unknown</b>	<b>Total</b>
<b>White</b>	<b>11</b>	<b>13</b>	<b>1</b>	<b>25</b>
<b>African American</b>	<b>0</b>	<b>1</b>	<b>0</b>	<b>1</b>
<b>Native American</b>	<b>0</b>	<b>0</b>	<b>0</b>	<b>0</b>
<b>Asian</b>	<b>0</b>	<b>0</b>	<b>0</b>	<b>0</b>
<b>Mixed</b>	<b>1</b>	<b>0</b>	<b>0</b>	<b>1</b>
<b>Unknown</b>	<b>0</b>	<b>0</b>	<b>0</b>	<b>0</b>
<b>Total</b>	<b>12</b>	<b>14</b>	<b>1</b>	<b>27</b>

**Total Children of Hispanic Origin by Race**



**TENNESSEE COUNCIL OF JUVENILE AND FAMILY COURT JUDGES  
2008 MACON COUNTY JUVENILE COURT STATISTICAL DATA**

**Referrals by Type of Offense, Age Group, Race and Sex for CY 2008**

	White Male	African American Male	Other Race Male	White Female	African American Female	Other Race Female	Unknown Race or Sex	Total
<b>Delinquent</b>								
Ages 10 and Under	5	0	0	1	0	0	0	6
Ages 11 through 12	3	0	0	1	0	0	0	4
Ages 13 through 14	19	0	0	6	0	0	0	25
Ages 15 through 16	115	0	0	49	0	0	0	164
Ages 17 through 18	90	0	0	39	0	0	0	129
Ages 19 and Over	0	0	0	0	0	0	0	0
<b>Total</b>	<b>232</b>	<b>0</b>	<b>0</b>	<b>96</b>	<b>0</b>	<b>0</b>	<b>0</b>	<b>328</b>
<b>Status</b>								
Ages 10 and Under	1	0	0	0	0	0	0	1
Ages 11 through 12	5	0	0	2	0	0	1	8
Ages 13 through 14	5	0	0	2	0	0	2	9
Ages 15 through 16	35	0	0	11	0	0	0	46
Ages 17 through 18	18	0	0	8	0	0	0	26
Ages 19 and Over	0	0	0	0	0	0	0	0
<b>Total</b>	<b>64</b>	<b>0</b>	<b>0</b>	<b>23</b>	<b>0</b>	<b>0</b>	<b>3</b>	<b>90</b>
<b>Dependency and Neglect</b>								
Ages 10 and Under	44	0	0	38	1	0	17	100
Ages 11 through 12	16	0	0	7	0	0	3	26
Ages 13 through 14	19	0	0	4	0	3	2	28
Ages 15 through 16	12	0	0	14	0	0	0	26
Ages 17 through 18	13	0	0	12	0	0	0	25
Ages 19 and Over	0	0	0	0	0	0	0	0
<b>Total</b>	<b>104</b>	<b>0</b>	<b>0</b>	<b>75</b>	<b>1</b>	<b>3</b>	<b>22</b>	<b>205</b>
<b>Other Violations</b>								
Ages 10 and Under	0	0	0	0	0	0	0	0
Ages 11 through 12	0	0	0	0	0	0	0	0
Ages 13 through 14	0	0	0	0	0	0	0	0
Ages 15 through 16	0	0	0	0	0	0	0	0
Ages 17 through 18	0	0	0	0	0	0	0	0
Ages 19 and Over	0	0	0	0	0	0	0	0
<b>Total</b>	<b>0</b>	<b>0</b>	<b>0</b>	<b>0</b>	<b>0</b>	<b>0</b>	<b>0</b>	<b>0</b>

**TENNESSEE COUNCIL OF JUVENILE AND FAMILY COURT JUDGES  
2008 MACON COUNTY JUVENILE COURT STATISTICAL DATA**

**Referrals by Type of Offense, Age Group, Race and Sex for CY 2008**

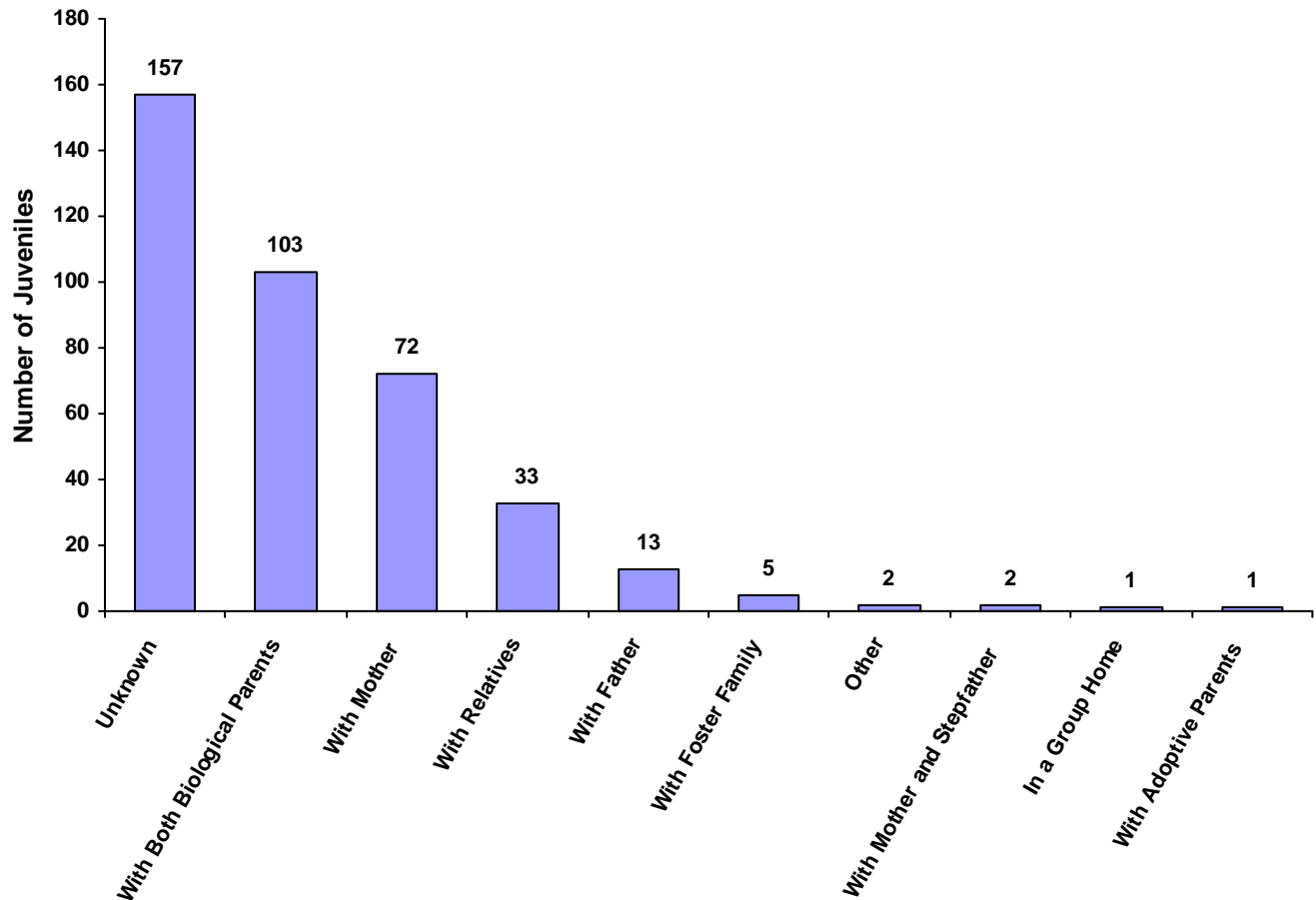
	White Male	African American Male	Other Race Male	White Female	African American Female	Other Race Female	Unknown Race or Sex	Total
<b>Special Proceedings</b>								
Ages 10 and Under	18	0	0	16	0	0	10	44
Ages 11 through 12	2	0	1	1	0	0	0	4
Ages 13 through 14	2	0	0	1	0	0	1	4
Ages 15 through 16	11	0	0	3	0	0	1	15
Ages 17 through 18	4	0	0	0	0	0	0	4
Ages 19 and Over	0	0	0	0	0	0	0	0
<b>Total</b>	<b>37</b>	<b>0</b>	<b>1</b>	<b>21</b>	<b>0</b>	<b>0</b>	<b>12</b>	<b>71</b>
<b>Other</b>								
Ages 10 and Under	0	0	0	0	0	0	1	1
Ages 11 through 12	0	0	0	0	0	0	0	0
Ages 13 through 14	1	0	0	0	0	0	0	1
Ages 15 through 16	1	0	0	1	0	0	0	2
Ages 17 through 18	3	0	0	2	0	0	0	5
Ages 19 and Over	0	0	0	0	0	0	0	0
<b>Total</b>	<b>5</b>	<b>0</b>	<b>0</b>	<b>3</b>	<b>0</b>	<b>0</b>	<b>1</b>	<b>9</b>
<b>Grand Total</b>	<b>442</b>	<b>0</b>	<b>1</b>	<b>218</b>	<b>1</b>	<b>3</b>	<b>38</b>	<b>703</b>

**TENNESSEE COUNCIL OF JUVENILE AND FAMILY COURT JUDGES  
2008 MACON COUNTY JUVENILE COURT STATISTICAL DATA**

**Living Arrangement of Juveniles by Race and Sex for CY 2008**

	White Male	African American Male	Other Race Male	White Female	African American Female	Other Race Female	Unknown Race or Sex	Total	% of All Children Referred
With Both Biological Parents	68	0	0	33	0	0	2	103	26.48%
With Father and Stepmother	0	0	0	0	0	0	0	0	0.00%
With Mother and Stepfather	1	0	0	0	0	0	1	2	0.51%
With Mother	41	0	0	26	0	0	5	72	18.51%
With Father	11	0	0	2	0	0	0	13	3.34%
With Relatives	16	0	1	11	1	1	3	33	8.48%
With Adoptive Parents	1	0	0	0	0	0	0	1	0.26%
With Foster Family	1	0	0	4	0	0	0	5	1.29%
In a Group Home	1	0	0	0	0	0	0	1	0.26%
In a Residential Center	0	0	0	0	0	0	0	0	0.00%
In an Institution	0	0	0	0	0	0	0	0	0.00%
Independent	0	0	0	0	0	0	0	0	0.00%
Unknown	84	0	0	60	0	0	13	157	40.36%
Other	2	0	0	0	0	0	0	2	0.51%
<b>Totals</b>	<b>226</b>	<b>0</b>	<b>1</b>	<b>136</b>	<b>1</b>	<b>1</b>	<b>24</b>	<b>389</b>	

**Living Arrangement of Juveniles**





**TENNESSEE COUNCIL OF JUVENILE AND FAMILY COURT JUDGES  
2008 MACON COUNTY JUVENILE COURT STATISTICAL DATA**

**Last Grade Completed by Children by Race and Sex for CY 2008**

	White Male	African American Male	Other Race Male	White Female	African American Female	Other Race Female	Unknown Race or Sex	Total	% of All Children Referred
Too Young for School	7	0	0	9	0	0	3	19	4.88%
Preschool	0	0	0	0	0	0	0	0	0.00%
Kindergarten	1	0	0	0	1	0	0	2	0.51%
1st Grade	3	0	0	0	0	0	0	3	0.77%
2nd Grade	3	0	0	1	0	0	1	5	1.29%
3rd Grade	1	0	0	5	0	0	0	6	1.54%
4th Grade	3	0	0	3	0	0	1	7	1.80%
5th Grade	3	0	0	2	0	0	1	6	1.54%
6th Grade	2	0	0	4	0	0	0	6	1.54%
7th Grade	7	0	1	2	0	0	0	10	2.57%
8th Grade	25	0	0	10	0	1	0	36	9.25%
9th Grade	22	0	0	10	0	0	0	32	8.23%
10th Grade	36	0	0	14	0	0	0	50	12.85%
11th Grade	18	0	0	13	0	0	0	31	7.97%
12th Grade	0	0	0	1	0	0	0	1	0.26%
Non-Graded Special Ed	0	0	0	0	0	0	0	0	0.00%
GED	0	0	0	0	0	0	0	0	0.00%
Graduated	0	0	0	0	0	0	0	0	0.00%
Never Attended School	7	0	0	3	0	0	5	15	3.86%
Unknown	88	0	0	59	0	0	13	160	41.13%
Other	0	0	0	0	0	0	0	0	0.00%
<b>Totals</b>	<b>226</b>	<b>0</b>	<b>1</b>	<b>136</b>	<b>1</b>	<b>1</b>	<b>24</b>	<b>389</b>	

**Children Enrolled in School**

	Children	% of All Children
Enrolled	192	49.36%
Not Enrolled	41	10.54%
Unknown	156	40.10%
	<b>389</b>	

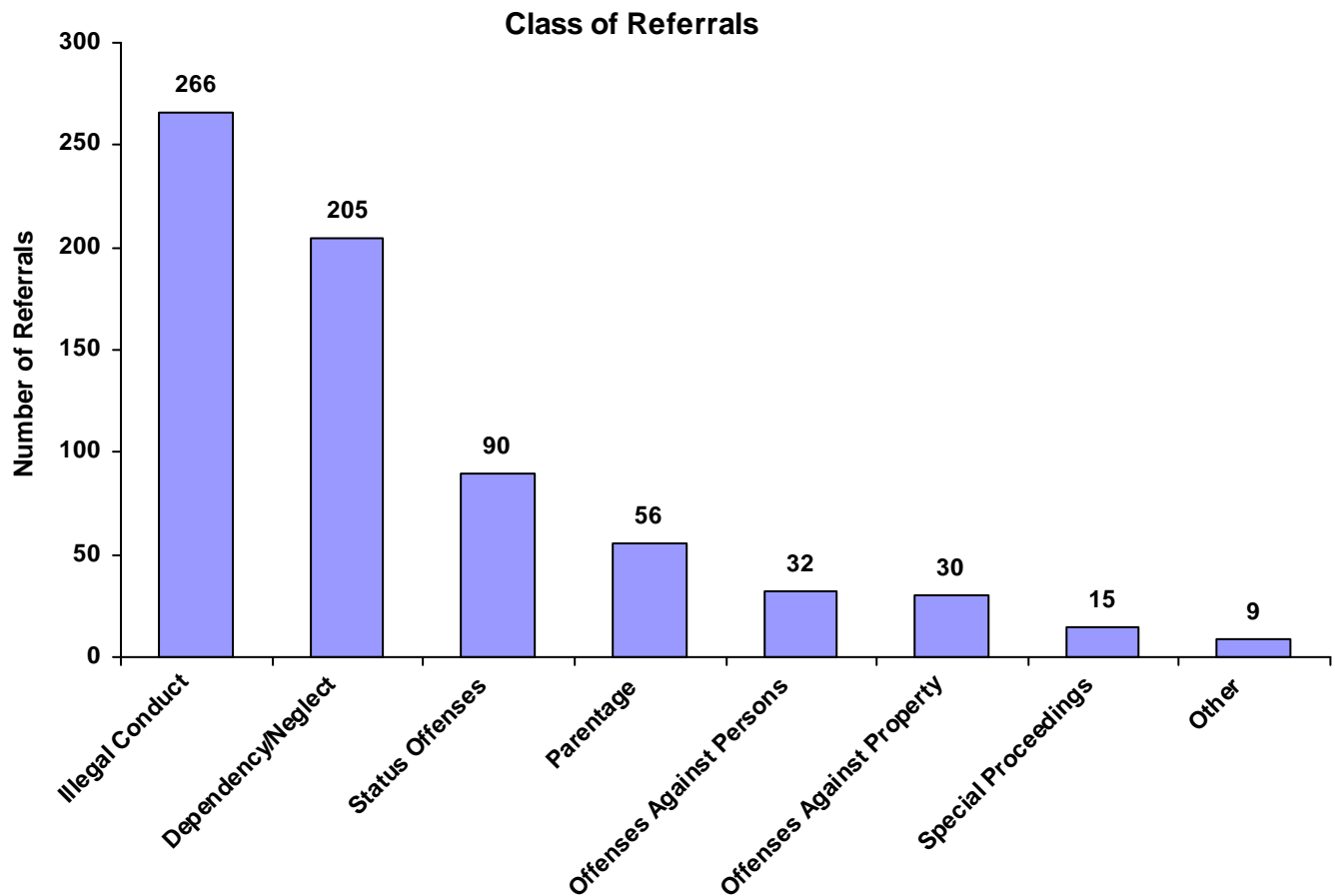
**Children Enrolled in Special Education**

	Children	% of All Children
Enrolled	8	2.06%
Not Enrolled	223	57.33%
Unknown	158	40.62%
	<b>389</b>	

**TENNESSEE COUNCIL OF JUVENILE AND FAMILY COURT JUDGES  
2008 MACON COUNTY JUVENILE COURT STATISTICAL DATA**

**Class of Referrals by Race and Sex for CY 2008**

	White Male	African American Male	Other Race Male	White Female	African American Female	Other Race Female	Unknown Race or Sex	Total	% of Total Referrals
Offenses Against Persons	22	0	0	10	0	0	0	32	4.55%
Offenses Against Property	19	0	0	11	0	0	0	30	4.27%
Illegal Conduct	191	0	0	75	0	0	0	266	37.84%
Status Offenses	64	0	0	23	0	0	3	90	12.80%
Dependency/Neglect	104	0	0	75	1	3	22	205	29.16%
Other Violation Proceedings	0	0	0	0	0	0	0	0	0.00%
Parentage	24	0	1	19	0	0	12	56	7.97%
Special Proceedings	13	0	0	2	0	0	0	15	2.13%
Other	5	0	0	3	0	0	1	9	1.28%
<b>Totals</b>	<b>442</b>	<b>0</b>	<b>1</b>	<b>218</b>	<b>1</b>	<b>3</b>	<b>38</b>	<b>703</b>	



**TENNESSEE COUNCIL OF JUVENILE AND FAMILY COURT JUDGES  
2008 MACON COUNTY JUVENILE COURT STATISTICAL DATA**

**Referrals by Class and Type Of Offense by Race and Sex for CY 2008**

	White Male	African American Male	Other Race Male	White Female	African American Female	Other Race Female	Unknown Race or Sex	Total
<b><u>Offenses Against Persons</u></b>								
Assault	17	0	0	10	0	0	0	27
Aggravated Sexual Battery	3	0	0	0	0	0	0	3
Other Sexual Offenses	1	0	0	0	0	0	0	1
Aggravated Assault	1	0	0	0	0	0	0	1
Criminal Homicide	0	0	0	0	0	0	0	0
1st Degree Murder	0	0	0	0	0	0	0	0
2nd Degree Murder	0	0	0	0	0	0	0	0
Aggravated Rape	0	0	0	0	0	0	0	0
Rape of a Child	0	0	0	0	0	0	0	0
Aggravated Vehicular Homicide	0	0	0	0	0	0	0	0
Esp. Aggravated Robbery	0	0	0	0	0	0	0	0
Esp. Aggravated Kidnapping	0	0	0	0	0	0	0	0
Aggravated Robbery	0	0	0	0	0	0	0	0
Aggravated Kidnapping	0	0	0	0	0	0	0	0
Aggravated Child Abuse / Neglect	0	0	0	0	0	0	0	0
Rape	0	0	0	0	0	0	0	0
Voluntary Manslaughter	0	0	0	0	0	0	0	0
Vehicular Homicide	0	0	0	0	0	0	0	0
Sexual Abuse of a Child	0	0	0	0	0	0	0	0
Robbery	0	0	0	0	0	0	0	0
Criminally Negligent Homicide	0	0	0	0	0	0	0	0
Attempted Crime Against a Person	0	0	0	0	0	0	0	0
Reckless Endangerment	0	0	0	0	0	0	0	0
<b>Totals</b>	<b>22</b>	<b>0</b>	<b>0</b>	<b>10</b>	<b>0</b>	<b>0</b>	<b>0</b>	<b>32</b>
<b><u>Offenses Against Property</u></b>								
Theft of Property	8	0	0	8	0	0	0	16
Vandalism	9	0	0	3	0	0	0	12
Burglary	2	0	0	0	0	0	0	2
Aggravated Arson	0	0	0	0	0	0	0	0
Arson	0	0	0	0	0	0	0	0
Aggravated Burglary	0	0	0	0	0	0	0	0
Forgery	0	0	0	0	0	0	0	0
Worthless Checks	0	0	0	0	0	0	0	0
Illegal Poss/Use of Credit/Debit Cards	0	0	0	0	0	0	0	0
Unauthorized Use of a Vehicle	0	0	0	0	0	0	0	0
Cruelty to Animals	0	0	0	0	0	0	0	0
<b>Totals</b>	<b>19</b>	<b>0</b>	<b>0</b>	<b>11</b>	<b>0</b>	<b>0</b>	<b>0</b>	<b>30</b>

**TENNESSEE COUNCIL OF JUVENILE AND FAMILY COURT JUDGES  
2008 MACON COUNTY JUVENILE COURT STATISTICAL DATA**

**Referrals by Class and Type Of Offense by Race and Sex for CY 2008**

	White Male	African American Male	Other Race Male	White Female	African American Female	Other Race Female	Unknown Race or Sex	Total
<b><u>Illegal Conduct</u></b>								
Traffic	72	0	0	32	0	0	0	104
Violation of Probation	50	0	0	25	0	0	0	75
Possession/Consumption of Alcohol	24	0	0	6	0	0	0	30
Local Ordinances	7	0	0	3	0	0	0	10
Other Drug Offenses	5	0	0	4	0	0	0	9
Possession of Controlled Substances	8	0	0	1	0	0	0	9
Criminal Trespass	7	0	0	0	0	0	0	7
Evading Arrest	4	0	0	0	0	0	0	4
Failure to Appear	3	0	0	1	0	0	0	4
Public Intoxication	4	0	0	0	0	0	0	4
Driving Under Influence (DUI)	1	0	0	1	0	0	0	2
Resist Stop/Frisk/Halt/Arrest/Search	2	0	0	0	0	0	0	2
Disorderly Conduct	1	0	0	1	0	0	0	2
Sale of Controlled Substances	1	0	0	0	0	0	0	1
Escape	1	0	0	0	0	0	0	1
Harassment	0	0	0	1	0	0	0	1
Filing a False Police Report	1	0	0	0	0	0	0	1
Criminal Attempt	0	0	0	0	0	0	0	0
Carrying Weapons on School Property	0	0	0	0	0	0	0	0
Unlawful Carrying / Poss of a Weapon	0	0	0	0	0	0	0	0
Aggravated Criminal Trespass	0	0	0	0	0	0	0	0
Criminal Impersonation	0	0	0	0	0	0	0	0
Gambling	0	0	0	0	0	0	0	0
Violation of Wildlife Regulations	0	0	0	0	0	0	0	0
Contempt of Court	0	0	0	0	0	0	0	0
Violation of Aftercare	0	0	0	0	0	0	0	0
<b>Totals</b>	<b>191</b>	<b>0</b>	<b>0</b>	<b>75</b>	<b>0</b>	<b>0</b>	<b>0</b>	<b>266</b>
<b><u>Status Offenses</u></b>								
Truancy	21	0	0	10	0	0	0	31
Possession of Tobacco Products	25	0	0	3	0	0	0	28
Violation of Curfew	14	0	0	4	0	0	0	18
In-State Runaway	3	0	0	6	0	0	1	10
Unruly Behavior	1	0	0	0	0	0	2	3
Out-of-State Runaway	0	0	0	0	0	0	0	0
Violation of a Valid Court Order	0	0	0	0	0	0	0	0
<b>Totals</b>	<b>64</b>	<b>0</b>	<b>0</b>	<b>23</b>	<b>0</b>	<b>0</b>	<b>3</b>	<b>90</b>
<b><u>Dependency/Neglect</u></b>								
Dependency / Neglect	104	0	0	75	1	3	22	205
Sexually Abused Child	0	0	0	0	0	0	0	0
Physically Abused Child	0	0	0	0	0	0	0	0
Termination of Parental Rights	0	0	0	0	0	0	0	0
<b>Totals</b>	<b>104</b>	<b>0</b>	<b>0</b>	<b>75</b>	<b>1</b>	<b>3</b>	<b>22</b>	<b>205</b>

**TENNESSEE COUNCIL OF JUVENILE AND FAMILY COURT JUDGES  
2008 MACON COUNTY JUVENILE COURT STATISTICAL DATA**

**Referrals by Class and Type Of Offense by Race and Sex for CY 2008**

	White Male	African American Male	Other Race Male	White Female	African American Female	Other Race Female	Unknown Race or Sex	Total
<b><u>Other Violation Proceedings</u></b>								
Violation of Pretrial Diversion	0	0	0	0	0	0	0	0
Violation of Informal Adjustment	0	0	0	0	0	0	0	0
<b>Totals</b>	<b>0</b>	<b>0</b>	<b>0</b>	<b>0</b>	<b>0</b>	<b>0</b>	<b>0</b>	<b>0</b>
<b><u>Parentage</u></b>								
Child Support	21	0	0	15	0	0	9	45
Custody	2	0	1	3	0	0	1	7
Paternity / Legitimation	0	0	0	1	0	0	2	3
Visitation	1	0	0	0	0	0	0	1
<b>Totals</b>	<b>24</b>	<b>0</b>	<b>1</b>	<b>19</b>	<b>0</b>	<b>0</b>	<b>12</b>	<b>56</b>
<b><u>Special Proceedings</u></b>								
Administrative Review	6	0	0	2	0	0	0	8
Judicial Review	7	0	0	0	0	0	0	7
Foster Care Review	0	0	0	0	0	0	0	0
Request for Medical Treatment	0	0	0	0	0	0	0	0
Consent to Marry	0	0	0	0	0	0	0	0
<b>Totals</b>	<b>13</b>	<b>0</b>	<b>0</b>	<b>2</b>	<b>0</b>	<b>0</b>	<b>0</b>	<b>15</b>
<b><u>Other</u></b>								
Other	5	0	0	3	0	0	1	9
<b>Totals</b>	<b>5</b>	<b>0</b>	<b>0</b>	<b>3</b>	<b>0</b>	<b>0</b>	<b>1</b>	<b>9</b>
<b>All Referral Totals</b>	<b>442</b>	<b>0</b>	<b>1</b>	<b>218</b>	<b>1</b>	<b>3</b>	<b>38</b>	<b>703</b>

**TENNESSEE COUNCIL OF JUVENILE AND FAMILY COURT JUDGES  
2008 MACON COUNTY JUVENILE COURT STATISTICAL DATA**

**Referral Reasons by Type of Offense, Race and Sex for CY 2008**

	White Male	African American Male	Other Race Male	White Female	African American Female	Other Race Female	Unknown Race or Sex	Total
<b>Delinquent</b>								
Traffic	72	0	0	32	0	0	0	104
Violation of Probation	50	0	0	25	0	0	0	75
Possession/Consumption of Alcohol	24	0	0	6	0	0	0	30
Assault	17	0	0	10	0	0	0	27
Theft of Property	8	0	0	8	0	0	0	16
Vandalism	9	0	0	3	0	0	0	12
Local Ordinances	7	0	0	3	0	0	0	10
Other Drug Offenses	5	0	0	4	0	0	0	9
Possession of Controlled Substances	8	0	0	1	0	0	0	9
Criminal Trespass	7	0	0	0	0	0	0	7
Evading Arrest	4	0	0	0	0	0	0	4
Failure to Appear	3	0	0	1	0	0	0	4
Public Intoxication	4	0	0	0	0	0	0	4
Aggravated Sexual Battery	3	0	0	0	0	0	0	3
Burglary	2	0	0	0	0	0	0	2
Driving Under Influence (DUI)	1	0	0	1	0	0	0	2
Resist Stop/Frisk/Halt/Arrest/Search	2	0	0	0	0	0	0	2
Disorderly Conduct	1	0	0	1	0	0	0	2
Other Sexual Offenses	1	0	0	0	0	0	0	1
Aggravated Assault	1	0	0	0	0	0	0	1
Sale of Controlled Substances	1	0	0	0	0	0	0	1
Escape	1	0	0	0	0	0	0	1
Harassment	0	0	0	1	0	0	0	1
Filing a False Police Report	1	0	0	0	0	0	0	1
Criminal Homicide	0	0	0	0	0	0	0	0
1st Degree Murder	0	0	0	0	0	0	0	0
2nd Degree Murder	0	0	0	0	0	0	0	0
Aggravated Rape	0	0	0	0	0	0	0	0
Rape of a Child	0	0	0	0	0	0	0	0
Aggravated Vehicular Homicide	0	0	0	0	0	0	0	0
Esp. Aggravated Robbery	0	0	0	0	0	0	0	0
Esp. Aggravated Kidnapping	0	0	0	0	0	0	0	0
Aggravated Robbery	0	0	0	0	0	0	0	0
Aggravated Kidnapping	0	0	0	0	0	0	0	0
Aggravated Child Abuse / Neglect	0	0	0	0	0	0	0	0
Rape	0	0	0	0	0	0	0	0
Voluntary Manslaughter	0	0	0	0	0	0	0	0
Vehicular Homicide	0	0	0	0	0	0	0	0
Sexual Abuse of a Child	0	0	0	0	0	0	0	0
Robbery	0	0	0	0	0	0	0	0
Criminally Negligent Homicide	0	0	0	0	0	0	0	0
Attempted Crime Against a Person	0	0	0	0	0	0	0	0
Reckless Endangerment	0	0	0	0	0	0	0	0
Aggravated Arson	0	0	0	0	0	0	0	0
Arson	0	0	0	0	0	0	0	0
Aggravated Burglary	0	0	0	0	0	0	0	0
Forgery	0	0	0	0	0	0	0	0
Worthless Checks	0	0	0	0	0	0	0	0
Illegal Poss/Use of Credit/Debit Cards	0	0	0	0	0	0	0	0
Unauthorized Use of a Vehicle	0	0	0	0	0	0	0	0
Cruelty to Animals	0	0	0	0	0	0	0	0
Criminal Attempt	0	0	0	0	0	0	0	0

**TENNESSEE COUNCIL OF JUVENILE AND FAMILY COURT JUDGES  
2008 MACON COUNTY JUVENILE COURT STATISTICAL DATA**

**Referral Reasons by Type of Offense, Race and Sex for CY 2008**

	White Male	African American Male	Other Race Male	White Female	African American Female	Other Race Female	Unknown Race or Sex	Total
<b><u>Delinquent</u></b>								
Carrying Weapons on School Property	0	0	0	0	0	0	0	0
Unlawful Carrying / Poss of a Weapon	0	0	0	0	0	0	0	0
Aggravated Criminal Trespass	0	0	0	0	0	0	0	0
Criminal Impersonation	0	0	0	0	0	0	0	0
Gambling	0	0	0	0	0	0	0	0
Violation of Wildlife Regulations	0	0	0	0	0	0	0	0
Contempt of Court	0	0	0	0	0	0	0	0
Violation of Aftercare	0	0	0	0	0	0	0	0
<b>Totals</b>	232	0	0	96	0	0	0	328
<b><u>Status</u></b>								
Truancy	21	0	0	10	0	0	0	31
Possession of Tobacco Products	25	0	0	3	0	0	0	28
Violation of Curfew	14	0	0	4	0	0	0	18
In-State Runaway	3	0	0	6	0	0	1	10
Unruly Behavior	1	0	0	0	0	0	2	3
Out-of-State Runaway	0	0	0	0	0	0	0	0
Violation of a Valid Court Order	0	0	0	0	0	0	0	0
<b>Totals</b>	64	0	0	23	0	0	3	90
<b><u>Dependency and Neglect</u></b>								
Dependency / Neglect	104	0	0	75	1	3	22	205
Sexually Abused Child	0	0	0	0	0	0	0	0
Physically Abused Child	0	0	0	0	0	0	0	0
Termination of Parental Rights	0	0	0	0	0	0	0	0
<b>Totals</b>	104	0	0	75	1	3	22	205
<b><u>Other Violations</u></b>								
Violation of Pretrial Diversion	0	0	0	0	0	0	0	0
Violation of Informal Adjustment	0	0	0	0	0	0	0	0
<b>Totals</b>	0	0	0	0	0	0	0	0
<b><u>Special Proceedings</u></b>								
Child Support	21	0	0	15	0	0	9	45
Administrative Review	6	0	0	2	0	0	0	8
Judicial Review	7	0	0	0	0	0	0	7
Custody	2	0	1	3	0	0	1	7
Paternity / Legitimation	0	0	0	1	0	0	2	3
Visitation	1	0	0	0	0	0	0	1
Foster Care Review	0	0	0	0	0	0	0	0
Request for Medical Treatment	0	0	0	0	0	0	0	0
Consent to Marry	0	0	0	0	0	0	0	0
<b>Totals</b>	37	0	1	21	0	0	12	71
<b><u>Other</u></b>								
Other	5	0	0	3	0	0	1	9
<b>Totals</b>	5	0	0	3	0	0	1	9
<b>All Referral Totals</b>	442	0	1	218	1	3	38	703

**TENNESSEE COUNCIL OF JUVENILE AND FAMILY COURT JUDGES  
2008 MACON COUNTY JUVENILE COURT STATISTICAL DATA**

**Top 4 Referral Reasons by Race and Sex for CY 2008**

<b>Sex</b>	<b>Race</b>	<b>Referral Reason</b>	<b>Total</b>
Male	White	1. Dependency / Neglect	<b>104</b>
		2. Traffic	<b>72</b>
		3. Violation of Probation	<b>50</b>
		4. Possession of Tobacco Products	<b>25</b>
	Other Race	1. Custody	<b>1</b>
Female	White	1. Dependency / Neglect	<b>75</b>
		2. Traffic	<b>32</b>
		3. Violation of Probation	<b>25</b>
		4. Child Support	<b>15</b>
	African American	1. Dependency / Neglect	<b>1</b>
	Other Race	1. Dependency / Neglect	<b>3</b>
	Unknown	Unknown	1. Dependency / Neglect
2. Child Support			<b>9</b>
3. Paternity / Legitimation			<b>2</b>
4. Unruly Behavior			<b>2</b>



**TENNESSEE COUNCIL OF JUVENILE AND FAMILY COURT JUDGES  
2008 MACON COUNTY JUVENILE COURT STATISTICAL DATA**

**Top 4 Referral Reasons by Race and Sex and by Type of Offense for CY 2008**

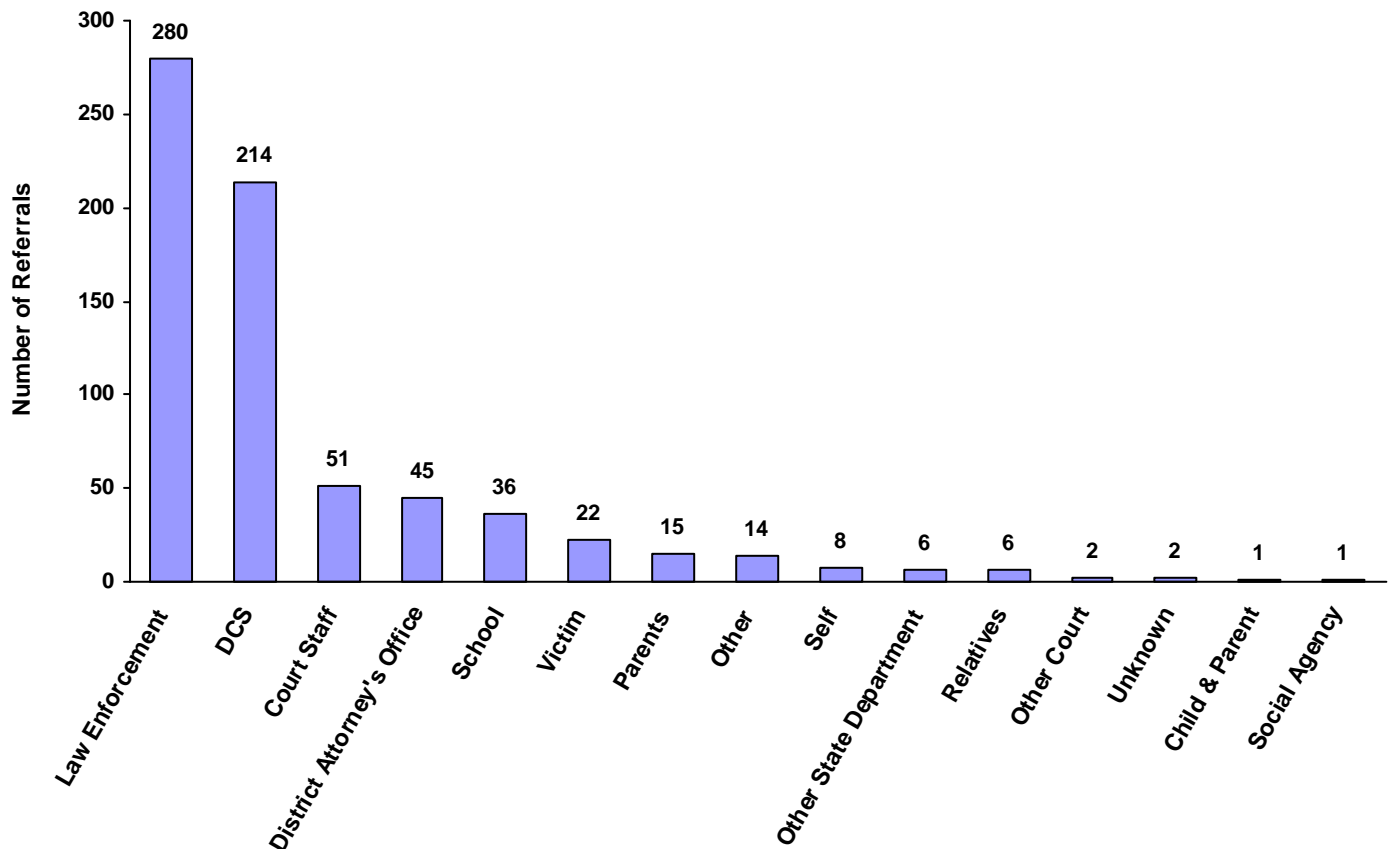
<b>Sex</b>	<b>Race</b>	<b>Referral Type</b>	<b>Referral Reason</b>	<b>Total</b>
Male	White	Delinquent	1. Traffic	72
			2. Violation of Probation	50
			3. Possession/Consumption of Alcohol	24
			4. Assault	17
		Status	1. Possession of Tobacco Products	25
			2. Truancy	21
			3. Violation of Curfew	14
			4. In-State Runaway	3
		Dependency and Neglect	1. Dependency / Neglect	104
			Special Proceedings	1. Child Support
		2. Judicial Review		7
		3. Administrative Review		6
		4. Custody		2
		Other	1. Other	5
<hr/>				
Male	Other Race	Special Proceedings	1. Custody	1
<hr/>				
Female	White	Delinquent	1. Traffic	32
			2. Violation of Probation	25
			3. Assault	10
			4. Theft of Property	8
		Status	1. Truancy	10
			2. In-State Runaway	6
			3. Violation of Curfew	4
			4. Possession of Tobacco Products	3
		Dependency and Neglect	1. Dependency / Neglect	75
			Special Proceedings	1. Child Support
		2. Custody		3
		3. Administrative Review		2
		4. Paternity / Legitimation		1
		Other	1. Other	3
<hr/>				
Female	African American	Dependency and Neglect	1. Dependency / Neglect	1
<hr/>				
Female	Other Race	Dependency and Neglect	1. Dependency / Neglect	3
<hr/>				
Unknown	Unknown	Status	1. Unruly Behavior	2
			2. In-State Runaway	1
		Dependency and Neglect	1. Dependency / Neglect	22
			Special Proceedings	1. Child Support
		2. Paternity / Legitimation		2
		3. Custody		1
		Other	1. Other	1

**TENNESSEE COUNCIL OF JUVENILE AND FAMILY COURT JUDGES  
2008 MACON COUNTY JUVENILE COURT STATISTICAL DATA**

**Source of Referrals by Race and Sex for CY 2008**

	White Male	African American Male	Other Race Male	White Female	African American Female	Other Race Female	Unknown Race or Sex	Total	% of Total Referrals
Law Enforcement	209	0	0	71	0	0	0	280	39.83%
Parents	8	0	0	6	0	0	1	15	2.13%
Relatives	3	0	0	2	0	0	1	6	0.85%
Self	4	0	0	3	0	0	1	8	1.14%
School	23	0	0	12	0	0	1	36	5.12%
CSA	0	0	0	0	0	0	0	0	0.00%
DCS	108	0	0	81	1	3	21	214	30.44%
Other State Department	5	0	0	1	0	0	0	6	0.85%
District Attorney's Office	20	0	0	14	0	0	11	45	6.40%
Court Staff	42	0	0	9	0	0	0	51	7.25%
Social Agency	1	0	0	0	0	0	0	1	0.14%
Other Court	2	0	0	0	0	0	0	2	0.28%
Victim	13	0	0	9	0	0	0	22	3.13%
Child & Parent	0	0	0	1	0	0	0	1	0.14%
Hospital	0	0	0	0	0	0	0	0	0.00%
Unknown	1	0	0	1	0	0	0	2	0.28%
Other	3	0	1	8	0	0	2	14	1.99%
<b>Totals</b>	<b>442</b>	<b>0</b>	<b>1</b>	<b>218</b>	<b>1</b>	<b>3</b>	<b>38</b>	<b>703</b>	

**Total Source of Referrals**



**TENNESSEE COUNCIL OF JUVENILE AND FAMILY COURT JUDGES  
2008 MACON COUNTY JUVENILE COURT STATISTICAL DATA**

**Six Most Frequent Referral Reasons by Source, Race and Sex for CY 2008**

	White Male	African American Male	Other Race Male	White Female	African American Female	Other Race Female	Unknown Race or Sex	Total
<b><u>Law Enforcement</u></b>								
1. Traffic	70	0	0	31	0	0	0	101
2. Possession / Consumption of Alcohol	24	0	0	6	0	0	0	30
3. Possession of Tobacco Products	25	0	0	3	0	0	0	28
4. Violation of Curfew	14	0	0	4	0	0	0	18
5. Theft of Property	7	0	0	6	0	0	0	13
6. Local Ordinances	7	0	0	3	0	0	0	10
<b><u>Parents</u></b>								
1. Assault	5	0	0	3	0	0	0	8
2. In-State Runaway	0	0	0	2	0	0	0	2
3. Unruly Behavior	1	0	0	0	0	0	1	2
4. Theft of Property	1	0	0	0	0	0	0	1
5. Traffic	0	0	0	1	0	0	0	1
6. Vandalism	1	0	0	0	0	0	0	1
<b><u>Relatives</u></b>								
1. Dependency / Neglect	3	0	0	2	0	0	0	5
2. In-State Runaway	0	0	0	0	0	0	1	1
3. NO REFERRAL SUBMITTED	0	0	0	0	0	0	0	0
<b><u>Self</u></b>								
1. Other	2	0	0	1	0	0	0	3
2. Custody	1	0	0	1	0	0	0	2
3. Child Support	0	0	0	1	0	0	0	1
4. Unruly Behavior	0	0	0	0	0	0	1	1
5. Visitation	1	0	0	0	0	0	0	1
6. NO REFERRAL SUBMITTED	0	0	0	0	0	0	0	0
<b><u>School</u></b>								
1. Truancy	19	0	0	10	0	0	0	29
2. Dependency / Neglect	2	0	0	2	0	0	1	5
3. Administrative Review	2	0	0	0	0	0	0	2
4. NO REFERRAL SUBMITTED	0	0	0	0	0	0	0	0
<b><u>Community Service Agencies</u></b>								
1. NO REFERRAL SUBMITTED	0	0	0	0	0	0	0	0
<b><u>Department of Children's Services</u></b>								
1. Dependency / Neglect	90	0	0	65	1	3	21	180
2. Violation of Probation	16	0	0	14	0	0	0	30
3. In-State Runaway	2	0	0	2	0	0	0	4
4. NO REFERRAL SUBMITTED	0	0	0	0	0	0	0	0
<b><u>Other State Department</u></b>								
1. Violation of Probation	5	0	0	1	0	0	0	6
2. NO REFERRAL SUBMITTED	0	0	0	0	0	0	0	0

**TENNESSEE COUNCIL OF JUVENILE AND FAMILY COURT JUDGES  
2008 MACON COUNTY JUVENILE COURT STATISTICAL DATA**

**Six Most Frequent Referral Reasons by Source, Race and Sex for CY 2008**

	White Male	African American Male	Other Race Male	White Female	African American Female	Other Race Female	Unknown Race or Sex	Total
<b><u>District Attorney's Office</u></b>								
1. Child Support	20	0	0	12	0	0	9	41
2. Paternity / Legitimation	0	0	0	1	0	0	2	3
3. Dependency / Neglect	0	0	0	1	0	0	0	1
4. NO REFERRAL SUBMITTED	0	0	0	0	0	0	0	0
<b><u>Court Staff</u></b>								
1. Violation of Probation	27	0	0	9	0	0	0	36
2. Dependency / Neglect	6	0	0	0	0	0	0	6
3. Judicial Review	6	0	0	0	0	0	0	6
4. Criminal Trespass	1	0	0	0	0	0	0	1
5. Traffic	1	0	0	0	0	0	0	1
6. Truancy	1	0	0	0	0	0	0	1
<b><u>Social Agency</u></b>								
1. Violation of Probation	1	0	0	0	0	0	0	1
2. NO REFERRAL SUBMITTED	0	0	0	0	0	0	0	0
<b><u>Other Court</u></b>								
1. Assault	1	0	0	0	0	0	0	1
2. Escape	1	0	0	0	0	0	0	1
3. NO REFERRAL SUBMITTED	0	0	0	0	0	0	0	0
<b><u>Victim</u></b>								
1. Assault	7	0	0	6	0	0	0	13
2. Vandalism	3	0	0	2	0	0	0	5
3. Aggravated Assault	1	0	0	0	0	0	0	1
4. Other Sexual Offenses	1	0	0	0	0	0	0	1
5. Theft of Property	0	0	0	1	0	0	0	1
6. Traffic	1	0	0	0	0	0	0	1
<b><u>Child &amp; Parent</u></b>								
1. Harassment	0	0	0	1	0	0	0	1
2. NO REFERRAL SUBMITTED	0	0	0	0	0	0	0	0
<b><u>Hospital</u></b>								
1. NO REFERRAL SUBMITTED	0	0	0	0	0	0	0	0
<b><u>Unknown</u></b>								
1. Dependency / Neglect	1	0	0	1	0	0	0	2
2. NO REFERRAL SUBMITTED	0	0	0	0	0	0	0	0

**TENNESSEE COUNCIL OF JUVENILE AND FAMILY COURT JUDGES  
2008 MACON COUNTY JUVENILE COURT STATISTICAL DATA**

**Six Most Frequent Referral Reasons by Source, Race and Sex for CY 2008**

	White Male	African American Male	Other Race Male	White Female	African American Female	Other Race Female	Unknown Race or Sex	Total
<b><u>Other</u></b>								
1 . Custody	1	0	1	2	0	0	1	5
2 . Dependency / Neglect	1	0	0	3	0	0	0	4
3 . Child Support	1	0	0	1	0	0	0	2
4 . In-State Runaway	0	0	0	1	0	0	0	1
5 . Other	0	0	0	0	0	0	1	1
6 . Theft of Property	0	0	0	1	0	0	0	1

**TENNESSEE COUNCIL OF JUVENILE AND FAMILY COURT JUDGES  
2008 MACON COUNTY JUVENILE COURT STATISTICAL DATA**

**Source of Referrals by Type of Offense, Race and Sex for CY 2008**

	White Male	African American Male	Other Race Male	White Female	African American Female	Other Race Female	Unknown Race or Sex	Total
<b><u>Delinquent</u></b>								
Law Enforcement	159	0	0	57	0	0	0	216
Court Staff	29	0	0	9	0	0	0	38
DCS	16	0	0	14	0	0	0	30
Victim	13	0	0	9	0	0	0	22
Parents	7	0	0	4	0	0	0	11
Other State Department	5	0	0	1	0	0	0	6
Other Court	2	0	0	0	0	0	0	2
Child & Parent	0	0	0	1	0	0	0	1
Other	0	0	0	1	0	0	0	1
Social Agency	1	0	0	0	0	0	0	1
CSA	0	0	0	0	0	0	0	0
District Attorney's Office	0	0	0	0	0	0	0	0
Hospital	0	0	0	0	0	0	0	0
Relatives	0	0	0	0	0	0	0	0
School	0	0	0	0	0	0	0	0
Self	0	0	0	0	0	0	0	0
Unknown	0	0	0	0	0	0	0	0
<b>Totals</b>	<b>232</b>	<b>0</b>	<b>0</b>	<b>96</b>	<b>0</b>	<b>0</b>	<b>0</b>	<b>328</b>

<b><u>Status/Unruly</u></b>								
Law Enforcement	41	0	0	8	0	0	0	49
School	19	0	0	10	0	0	0	29
DCS	2	0	0	2	0	0	0	4
Parents	1	0	0	2	0	0	1	4
Court Staff	1	0	0	0	0	0	0	1
Other	0	0	0	1	0	0	0	1
Relatives	0	0	0	0	0	0	1	1
Self	0	0	0	0	0	0	1	1
Child & Parent	0	0	0	0	0	0	0	0
CSA	0	0	0	0	0	0	0	0
District Attorney's Office	0	0	0	0	0	0	0	0
Hospital	0	0	0	0	0	0	0	0
Other Court	0	0	0	0	0	0	0	0
Other State Department	0	0	0	0	0	0	0	0
Social Agency	0	0	0	0	0	0	0	0
Unknown	0	0	0	0	0	0	0	0
Victim	0	0	0	0	0	0	0	0
<b>Totals</b>	<b>64</b>	<b>0</b>	<b>0</b>	<b>23</b>	<b>0</b>	<b>0</b>	<b>3</b>	<b>90</b>

**TENNESSEE COUNCIL OF JUVENILE AND FAMILY COURT JUDGES  
2008 MACON COUNTY JUVENILE COURT STATISTICAL DATA**

**Source of Referrals by Type of Offense, Race and Sex for CY 2008**

	White Male	African American Male	Other Race Male	White Female	African American Female	Other Race Female	Unknown Race or Sex	Total
<b><u>Dependency and Neglect</u></b>								
DCS	90	0	0	65	1	3	21	180
Court Staff	6	0	0	0	0	0	0	6
Relatives	3	0	0	2	0	0	0	5
School	2	0	0	2	0	0	1	5
Other	1	0	0	3	0	0	0	4
Law Enforcement	1	0	0	1	0	0	0	2
Unknown	1	0	0	1	0	0	0	2
District Attorney's Office	0	0	0	1	0	0	0	1
Child & Parent	0	0	0	0	0	0	0	0
CSA	0	0	0	0	0	0	0	0
Hospital	0	0	0	0	0	0	0	0
Other Court	0	0	0	0	0	0	0	0
Other State Department	0	0	0	0	0	0	0	0
Parents	0	0	0	0	0	0	0	0
Self	0	0	0	0	0	0	0	0
Social Agency	0	0	0	0	0	0	0	0
Victim	0	0	0	0	0	0	0	0
<b>Totals</b>	<b>104</b>	<b>0</b>	<b>0</b>	<b>75</b>	<b>1</b>	<b>3</b>	<b>22</b>	<b>205</b>

<b><u>Other Violations</u></b>								
Child & Parent	0	0	0	0	0	0	0	0
Court Staff	0	0	0	0	0	0	0	0
CSA	0	0	0	0	0	0	0	0
DCS	0	0	0	0	0	0	0	0
District Attorney's Office	0	0	0	0	0	0	0	0
Hospital	0	0	0	0	0	0	0	0
Law Enforcement	0	0	0	0	0	0	0	0
Other	0	0	0	0	0	0	0	0
Other Court	0	0	0	0	0	0	0	0
Other State Department	0	0	0	0	0	0	0	0
Parents	0	0	0	0	0	0	0	0
Relatives	0	0	0	0	0	0	0	0
School	0	0	0	0	0	0	0	0
Self	0	0	0	0	0	0	0	0
Social Agency	0	0	0	0	0	0	0	0
Unknown	0	0	0	0	0	0	0	0
Victim	0	0	0	0	0	0	0	0
<b>Totals</b>	<b>0</b>	<b>0</b>	<b>0</b>	<b>0</b>	<b>0</b>	<b>0</b>	<b>0</b>	<b>0</b>

**TENNESSEE COUNCIL OF JUVENILE AND FAMILY COURT JUDGES  
2008 MACON COUNTY JUVENILE COURT STATISTICAL DATA**

**Source of Referrals by Type of Offense, Race and Sex for CY 2008**

	White Male	African American Male	Other Race Male	White Female	African American Female	Other Race Female	Unknown Race or Sex	Total
<b><u>Special Proceedings</u></b>								
District Attorney's Office	20	0	0	13	0	0	11	44
Law Enforcement	5	0	0	3	0	0	0	8
Other	2	0	1	3	0	0	1	7
Court Staff	6	0	0	0	0	0	0	6
Self	2	0	0	2	0	0	0	4
School	2	0	0	0	0	0	0	2
Child & Parent	0	0	0	0	0	0	0	0
CSA	0	0	0	0	0	0	0	0
DCS	0	0	0	0	0	0	0	0
Hospital	0	0	0	0	0	0	0	0
Other Court	0	0	0	0	0	0	0	0
Other State Department	0	0	0	0	0	0	0	0
Parents	0	0	0	0	0	0	0	0
Relatives	0	0	0	0	0	0	0	0
Social Agency	0	0	0	0	0	0	0	0
Unknown	0	0	0	0	0	0	0	0
Victim	0	0	0	0	0	0	0	0
<b>Totals</b>	<b>37</b>	<b>0</b>	<b>1</b>	<b>21</b>	<b>0</b>	<b>0</b>	<b>12</b>	<b>71</b>
<b><u>Other</u></b>								
Law Enforcement	3	0	0	2	0	0	0	5
Self	2	0	0	1	0	0	0	3
Other	0	0	0	0	0	0	1	1
Child & Parent	0	0	0	0	0	0	0	0
Court Staff	0	0	0	0	0	0	0	0
CSA	0	0	0	0	0	0	0	0
DCS	0	0	0	0	0	0	0	0
District Attorney's Office	0	0	0	0	0	0	0	0
Hospital	0	0	0	0	0	0	0	0
Other Court	0	0	0	0	0	0	0	0
Other State Department	0	0	0	0	0	0	0	0
Parents	0	0	0	0	0	0	0	0
Relatives	0	0	0	0	0	0	0	0
School	0	0	0	0	0	0	0	0
Social Agency	0	0	0	0	0	0	0	0
Unknown	0	0	0	0	0	0	0	0
Victim	0	0	0	0	0	0	0	0
<b>Totals</b>	<b>5</b>	<b>0</b>	<b>0</b>	<b>3</b>	<b>0</b>	<b>0</b>	<b>1</b>	<b>9</b>
<b>All Referral Source Totals</b>	<b>442</b>	<b>0</b>	<b>1</b>	<b>218</b>	<b>1</b>	<b>3</b>	<b>38</b>	<b>703</b>



**TENNESSEE COUNCIL OF JUVENILE AND FAMILY COURT JUDGES  
2008 MACON COUNTY JUVENILE COURT STATISTICAL DATA**

**Children Referred for Unlawful Carrying/Possession of a Weapon for CY 2008  
Total Children = 389**

	White Male	African American Male	Other Race Male	White Female	African American Female	Other Race Female	Unknown Race or Sex	Total	% of All Children Referred
Age Under 1	0	0	0	0	0	0	0	0	0.00%
Age 1	0	0	0	0	0	0	0	0	0.00%
Age 2	0	0	0	0	0	0	0	0	0.00%
Age 3	0	0	0	0	0	0	0	0	0.00%
Age 4	0	0	0	0	0	0	0	0	0.00%
Age 5	0	0	0	0	0	0	0	0	0.00%
Age 6	0	0	0	0	0	0	0	0	0.00%
Age 7	0	0	0	0	0	0	0	0	0.00%
Age 8	0	0	0	0	0	0	0	0	0.00%
Age 9	0	0	0	0	0	0	0	0	0.00%
Age 10	0	0	0	0	0	0	0	0	0.00%
Age 11	0	0	0	0	0	0	0	0	0.00%
Age 12	0	0	0	0	0	0	0	0	0.00%
Age 13	0	0	0	0	0	0	0	0	0.00%
Age 14	0	0	0	0	0	0	0	0	0.00%
Age 15	0	0	0	0	0	0	0	0	0.00%
Age 16	0	0	0	0	0	0	0	0	0.00%
Age 17	0	0	0	0	0	0	0	0	0.00%
Age 18	0	0	0	0	0	0	0	0	0.00%
Age 19 and Over	0	0	0	0	0	0	0	0	0.00%
<b>Totals</b>	<b>0</b>	<b>0</b>	<b>0</b>	<b>0</b>	<b>0</b>	<b>0</b>	<b>0</b>	<b>0</b>	

**Total Children Referred for Unlawfully Carrying/Possessing Weapons**

**TENNESSEE COUNCIL OF JUVENILE AND FAMILY COURT JUDGES  
2008 MACON COUNTY JUVENILE COURT STATISTICAL DATA**

**Children Referred for Carrying Weapons on School Property for CY 2008**

**Total Children = 389**

	<b>White Male</b>	<b>African American Male</b>	<b>Other Race Male</b>	<b>White Female</b>	<b>African American Female</b>	<b>Other Race Female</b>	<b>Unknown Race or Sex</b>	<b>Total</b>	<b>% of Children Referred</b>
Age Under 1	0	0	0	0	0	0	0	0	0.00%
Age 1	0	0	0	0	0	0	0	0	0.00%
Age 2	0	0	0	0	0	0	0	0	0.00%
Age 3	0	0	0	0	0	0	0	0	0.00%
Age 4	0	0	0	0	0	0	0	0	0.00%
Age 5	0	0	0	0	0	0	0	0	0.00%
Age 6	0	0	0	0	0	0	0	0	0.00%
Age 7	0	0	0	0	0	0	0	0	0.00%
Age 8	0	0	0	0	0	0	0	0	0.00%
Age 9	0	0	0	0	0	0	0	0	0.00%
Age 10	0	0	0	0	0	0	0	0	0.00%
Age 11	0	0	0	0	0	0	0	0	0.00%
Age 12	0	0	0	0	0	0	0	0	0.00%
Age 13	0	0	0	0	0	0	0	0	0.00%
Age 14	0	0	0	0	0	0	0	0	0.00%
Age 15	0	0	0	0	0	0	0	0	0.00%
Age 16	0	0	0	0	0	0	0	0	0.00%
Age 17	0	0	0	0	0	0	0	0	0.00%
Age 18	0	0	0	0	0	0	0	0	0.00%
Age 19 and Over	0	0	0	0	0	0	0	0	0.00%
<b>Totals</b>	<b>0</b>	<b>0</b>	<b>0</b>	<b>0</b>	<b>0</b>	<b>0</b>	<b>0</b>	<b>0</b>	

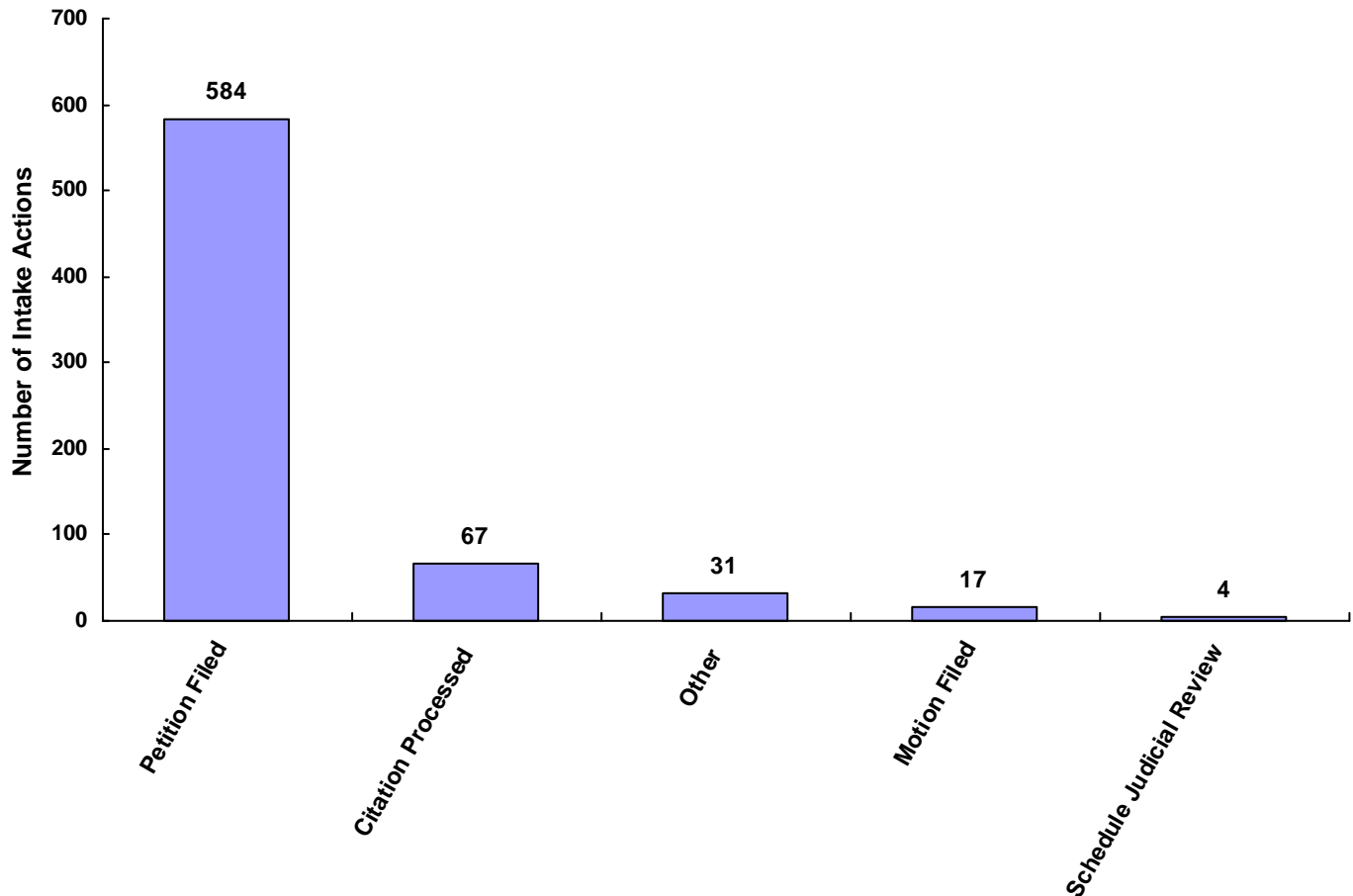
**Total Children Referred for Carrying Weapons on School Property**

**TENNESSEE COUNCIL OF JUVENILE AND FAMILY COURT JUDGES  
2008 MACON COUNTY JUVENILE COURT STATISTICAL DATA**

**Intake Actions at Referral by Race and Sex for CY 2008**

	White Male	African American Male	Other Race Male	White Female	African American Female	Other Race Female	Unknown Race or Sex	Total	% of Total Referrals
Petition Filed	362	0	0	185	1	3	33	584	83.07%
Motion Filed	10	0	1	5	0	0	1	17	2.42%
Citation Processed	51	0	0	16	0	0	0	67	9.53%
Paternity Processed Notice	0	0	0	0	0	0	0	0	0.00%
Schedule Judicial Review	4	0	0	0	0	0	0	4	0.57%
Schedule Admin Review	0	0	0	0	0	0	0	0	0.00%
Schedule Foster Care Review	0	0	0	0	0	0	0	0	0.00%
Unknown	0	0	0	0	0	0	0	0	0.00%
Does Not Apply	0	0	0	0	0	0	0	0	0.00%
Other	15	0	0	12	0	0	4	31	4.41%
<b>Totals</b>	<b>442</b>	<b>0</b>	<b>1</b>	<b>218</b>	<b>1</b>	<b>3</b>	<b>38</b>	<b>703</b>	

**Total Intake Actions at Referral**



**TENNESSEE COUNCIL OF JUVENILE AND FAMILY COURT JUDGES  
2008 MACON COUNTY JUVENILE COURT STATISTICAL DATA**

**Intake Actions of Referrals by Class of Offense, Race and Sex for CY 2008**

	White Male	African American Male	Other Race Male	White Female	African American Female	Other Race Female	Unknown Race or Sex	Total
<b><u>Offenses Against Persons</u></b>								
Petition Filed	21	0	0	10	0	0	0	31
Other	1	0	0	0	0	0	0	1
Motion Filed	0	0	0	0	0	0	0	0
Citation Processed	0	0	0	0	0	0	0	0
Notification of Paternity Processed	0	0	0	0	0	0	0	0
Scheduling of Judicial Review	0	0	0	0	0	0	0	0
Scheduling of Administrative Review	0	0	0	0	0	0	0	0
Scheduling of Foster Care Review	0	0	0	0	0	0	0	0
Unknown	0	0	0	0	0	0	0	0
Does Not Apply	0	0	0	0	0	0	0	0
<b>Totals</b>	<b>22</b>	<b>0</b>	<b>0</b>	<b>10</b>	<b>0</b>	<b>0</b>	<b>0</b>	<b>32</b>
<b><u>Offenses Against Property</u></b>								
Petition Filed	19	0	0	11	0	0	0	30
Motion Filed	0	0	0	0	0	0	0	0
Citation Processed	0	0	0	0	0	0	0	0
Notification of Paternity Processed	0	0	0	0	0	0	0	0
Scheduling of Judicial Review	0	0	0	0	0	0	0	0
Scheduling of Administrative Review	0	0	0	0	0	0	0	0
Scheduling of Foster Care Review	0	0	0	0	0	0	0	0
Unknown	0	0	0	0	0	0	0	0
Does Not Apply	0	0	0	0	0	0	0	0
Other	0	0	0	0	0	0	0	0
<b>Totals</b>	<b>19</b>	<b>0</b>	<b>0</b>	<b>11</b>	<b>0</b>	<b>0</b>	<b>0</b>	<b>30</b>
<b><u>Illegal Conduct</u></b>								
Petition Filed	158	0	0	61	0	0	0	219
Citation Processed	33	0	0	14	0	0	0	47
Motion Filed	0	0	0	0	0	0	0	0
Notification of Paternity Processed	0	0	0	0	0	0	0	0
Scheduling of Judicial Review	0	0	0	0	0	0	0	0
Scheduling of Administrative Review	0	0	0	0	0	0	0	0
Scheduling of Foster Care Review	0	0	0	0	0	0	0	0
Unknown	0	0	0	0	0	0	0	0
Does Not Apply	0	0	0	0	0	0	0	0
Other	0	0	0	0	0	0	0	0
<b>Totals</b>	<b>191</b>	<b>0</b>	<b>0</b>	<b>75</b>	<b>0</b>	<b>0</b>	<b>0</b>	<b>266</b>

**TENNESSEE COUNCIL OF JUVENILE AND FAMILY COURT JUDGES  
2008 MACON COUNTY JUVENILE COURT STATISTICAL DATA**

**Intake Actions of Referrals by Class of Offense, Race and Sex for CY 2008**

	White Male	African American Male	Other Race Male	White Female	African American Female	Other Race Female	Unknown Race or Sex	Total
<b><u>Status Offenses</u></b>								
Petition Filed	47	0	0	21	0	0	3	71
Citation Processed	17	0	0	2	0	0	0	19
Motion Filed	0	0	0	0	0	0	0	0
Notification of Paternity Processed	0	0	0	0	0	0	0	0
Scheduling of Judicial Review	0	0	0	0	0	0	0	0
Scheduling of Administrative Review	0	0	0	0	0	0	0	0
Scheduling of Foster Care Review	0	0	0	0	0	0	0	0
Unknown	0	0	0	0	0	0	0	0
Does Not Apply	0	0	0	0	0	0	0	0
Other	0	0	0	0	0	0	0	0
<b>Totals</b>	<b>64</b>	<b>0</b>	<b>0</b>	<b>23</b>	<b>0</b>	<b>0</b>	<b>3</b>	<b>90</b>

<b><u>Dependency/Neglect</u></b>								
Petition Filed	85	0	0	62	1	3	20	171
Other	13	0	0	10	0	0	2	25
Motion Filed	5	0	0	3	0	0	0	8
Citation Processed	1	0	0	0	0	0	0	1
Notification of Paternity Processed	0	0	0	0	0	0	0	0
Scheduling of Judicial Review	0	0	0	0	0	0	0	0
Scheduling of Administrative Review	0	0	0	0	0	0	0	0
Scheduling of Foster Care Review	0	0	0	0	0	0	0	0
Unknown	0	0	0	0	0	0	0	0
Does Not Apply	0	0	0	0	0	0	0	0
<b>Totals</b>	<b>104</b>	<b>0</b>	<b>0</b>	<b>75</b>	<b>1</b>	<b>3</b>	<b>22</b>	<b>205</b>

<b><u>Other Violation Proceedings</u></b>								
Petition Filed	0	0	0	0	0	0	0	0
Motion Filed	0	0	0	0	0	0	0	0
Citation Processed	0	0	0	0	0	0	0	0
Notification of Paternity Processed	0	0	0	0	0	0	0	0
Scheduling of Judicial Review	0	0	0	0	0	0	0	0
Scheduling of Administrative Review	0	0	0	0	0	0	0	0
Scheduling of Foster Care Review	0	0	0	0	0	0	0	0
Unknown	0	0	0	0	0	0	0	0
Does Not Apply	0	0	0	0	0	0	0	0
Other	0	0	0	0	0	0	0	0
<b>Totals</b>	<b>0</b>	<b>0</b>	<b>0</b>	<b>0</b>	<b>0</b>	<b>0</b>	<b>0</b>	<b>0</b>

**TENNESSEE COUNCIL OF JUVENILE AND FAMILY COURT JUDGES  
2008 MACON COUNTY JUVENILE COURT STATISTICAL DATA**

**Intake Actions of Referrals by Class of Offense, Race and Sex for CY 2008**

	White Male	African American Male	Other Race Male	White Female	African American Female	Other Race Female	Unknown Race or Sex	Total
<b><u>Parentage</u></b>								
Petition Filed	21	0	0	17	0	0	9	47
Motion Filed	2	0	1	1	0	0	1	5
Other	1	0	0	1	0	0	2	4
Citation Processed	0	0	0	0	0	0	0	0
Notification of Paternity Processed	0	0	0	0	0	0	0	0
Scheduling of Judicial Review	0	0	0	0	0	0	0	0
Scheduling of Administrative Review	0	0	0	0	0	0	0	0
Scheduling of Foster Care Review	0	0	0	0	0	0	0	0
Unknown	0	0	0	0	0	0	0	0
Does Not Apply	0	0	0	0	0	0	0	0
<b>Totals</b>	<b>24</b>	<b>0</b>	<b>1</b>	<b>19</b>	<b>0</b>	<b>0</b>	<b>12</b>	<b>56</b>
<b><u>Special Proceedings</u></b>								
Petition Filed	9	0	0	2	0	0	0	11
Scheduling of Judicial Review	4	0	0	0	0	0	0	4
Motion Filed	0	0	0	0	0	0	0	0
Citation Processed	0	0	0	0	0	0	0	0
Notification of Paternity Processed	0	0	0	0	0	0	0	0
Scheduling of Administrative Review	0	0	0	0	0	0	0	0
Scheduling of Foster Care Review	0	0	0	0	0	0	0	0
Unknown	0	0	0	0	0	0	0	0
Does Not Apply	0	0	0	0	0	0	0	0
Other	0	0	0	0	0	0	0	0
<b>Totals</b>	<b>13</b>	<b>0</b>	<b>0</b>	<b>2</b>	<b>0</b>	<b>0</b>	<b>0</b>	<b>15</b>
<b><u>Other</u></b>								
Petition Filed	2	0	0	1	0	0	1	4
Motion Filed	3	0	0	1	0	0	0	4
Other	0	0	0	1	0	0	0	1
Citation Processed	0	0	0	0	0	0	0	0
Notification of Paternity Processed	0	0	0	0	0	0	0	0
Scheduling of Judicial Review	0	0	0	0	0	0	0	0
Scheduling of Administrative Review	0	0	0	0	0	0	0	0
Scheduling of Foster Care Review	0	0	0	0	0	0	0	0
Unknown	0	0	0	0	0	0	0	0
Does Not Apply	0	0	0	0	0	0	0	0
<b>Totals</b>	<b>5</b>	<b>0</b>	<b>0</b>	<b>3</b>	<b>0</b>	<b>0</b>	<b>1</b>	<b>9</b>
<b>All Intake Action Totals</b>	<b>442</b>	<b>0</b>	<b>1</b>	<b>218</b>	<b>1</b>	<b>3</b>	<b>38</b>	<b>703</b>

**TENNESSEE COUNCIL OF JUVENILE AND FAMILY COURT JUDGES  
2008 MACON COUNTY JUVENILE COURT STATISTICAL DATA**

**Detention Statistics at Referral by Individual Child by Race and Sex for CY 2008**

	<b>White Male</b>	<b>African American Male</b>	<b>Other Race Male</b>	<b>White Female</b>	<b>African American Female</b>	<b>Other Race Female</b>	<b>Unknown Race or Sex</b>	<b>Total</b>	<b>% of Total Children</b>
Does Not Apply	225	0	1	136	1	1	24	<b>388</b>	<b>99.74%</b>
Juvenile Detention Facility	1	0	0	0	0	0	0	<b>1</b>	<b>0.26%</b>
Non-Secure Placement	0	0	0	0	0	0	0	<b>0</b>	<b>0.00%</b>
Jail - Complete Separation	0	0	0	0	0	0	0	<b>0</b>	<b>0.00%</b>
Jail - Partial Separation	0	0	0	0	0	0	0	<b>0</b>	<b>0.00%</b>
Jail - No Separation	0	0	0	0	0	0	0	<b>0</b>	<b>0.00%</b>
Psychiatric Hospital	0	0	0	0	0	0	0	<b>0</b>	<b>0.00%</b>
Unknown	0	0	0	0	0	0	0	<b>0</b>	<b>0.00%</b>
Other	0	0	0	0	0	0	0	<b>0</b>	<b>0.00%</b>
<b>Totals</b>	<b>226</b>	<b>0</b>	<b>1</b>	<b>136</b>	<b>1</b>	<b>1</b>	<b>24</b>	<b>389</b>	

**Detention Statistics at Referral by Individual Case for CY 2008**

	<b>Cases</b>	<b>% of Total Cases</b>
Does Not Apply	616	99.68%
Juvenile Detention Facility	2	0.32%
Non-Secure Placement	0	0.00%
Jail - Complete Separation	0	0.00%
Jail - Partial Separation	0	0.00%
Jail - No Separation	0	0.00%
Psychiatric Hospital	0	0.00%
Unknown	0	0.00%
Other	0	0.00%
	<b>618</b>	<b>100.00%</b>

Detention Statistics above are reported separately by Child and by Case. One child may have multiple cases.

Does Not Apply: Refers to cases not eligible for detention due to the type of Referral or the decision not to detain.

**TENNESSEE COUNCIL OF JUVENILE AND FAMILY COURT JUDGES  
2008 MACON COUNTY JUVENILE COURT STATISTICAL DATA**

**Placement after Secure Detention Hearing by Individual Child by Race and Sex for CY 2008**

	White Male	African American Male	Other Race Male	White Female	African American Female	Other Race Female	Unknown Race or Sex	Total	% of Total Children
Does Not Apply	226	0	1	136	1	1	24	389	100.00%
Returned to Prior Living Arr	0	0	0	0	0	0	0	0	0.00%
Juvenile Detention Facility	0	0	0	0	0	0	0	0	0.00%
Jail	0	0	0	0	0	0	0	0	0.00%
Shelter / Group Home	0	0	0	0	0	0	0	0	0.00%
Foster Family Home	0	0	0	0	0	0	0	0	0.00%
Psychiatric Hospital	0	0	0	0	0	0	0	0	0.00%
Unknown	0	0	0	0	0	0	0	0	0.00%
Other	0	0	0	0	0	0	0	0	0.00%
<b>Totals</b>	<b>226</b>	<b>0</b>	<b>1</b>	<b>136</b>	<b>1</b>	<b>1</b>	<b>24</b>	<b>389</b>	

**Placement after Secure Detention Hearing by Individual Case for CY 2008**

	Cases	% of Total Cases
Does Not Apply	618	100.00%
Returned to Prior Living Arrangement	0	0.00%
Juvenile Detention Facility	0	0.00%
Jail	0	0.00%
Shelter / Group Home	0	0.00%
Foster Family Home	0	0.00%
Psychiatric Hospital	0	0.00%
Unknown	0	0.00%
Other	0	0.00%
	<b>618</b>	<b>100.00%</b>

Detention Statistics above are reported separately by Child and by Case. One child may have multiple cases.

Does Not Apply: Refers to cases not eligible for detention due to the type of Referral or the decision not to detain.



**TENNESSEE COUNCIL OF JUVENILE AND FAMILY COURT JUDGES  
2008 MACON COUNTY JUVENILE COURT STATISTICAL DATA**

**Dispositional Procedures for CY 2008**

**Procedures used to Dispose or Adjust all Referrals**

	<b>Number</b>	<b>% of All Referrals</b>
Formally Adjudicated	473	67.28%
Informally Adjusted	0	0.00%
Transfer to Adult Court Hearings and Charges Cleared	1	0.14%
Otherwise Handled	229	32.57%
	<b>703</b>	<b>100.00%</b>

**Referrals Disposed by Formal Adjudicatory Proceedings**

	<b>Number</b>	<b>% of All Referrals</b>
Dismissed	155	22.05%
Retired / Nolle Prosequi	0	0.00%
Complaint Substantiated Delinquent	212	30.16%
Complaint Substantiated Status Offender	59	8.39%
Complaint Substantiated Dependent/Neglect	47	6.69%
Complaint Substantiated Abused	0	0.00%
Complaint Substantiated Mentally Ill	0	0.00%
	<b>473</b>	<b>67.29%</b>

**Referrals Disposed by Other Actions**

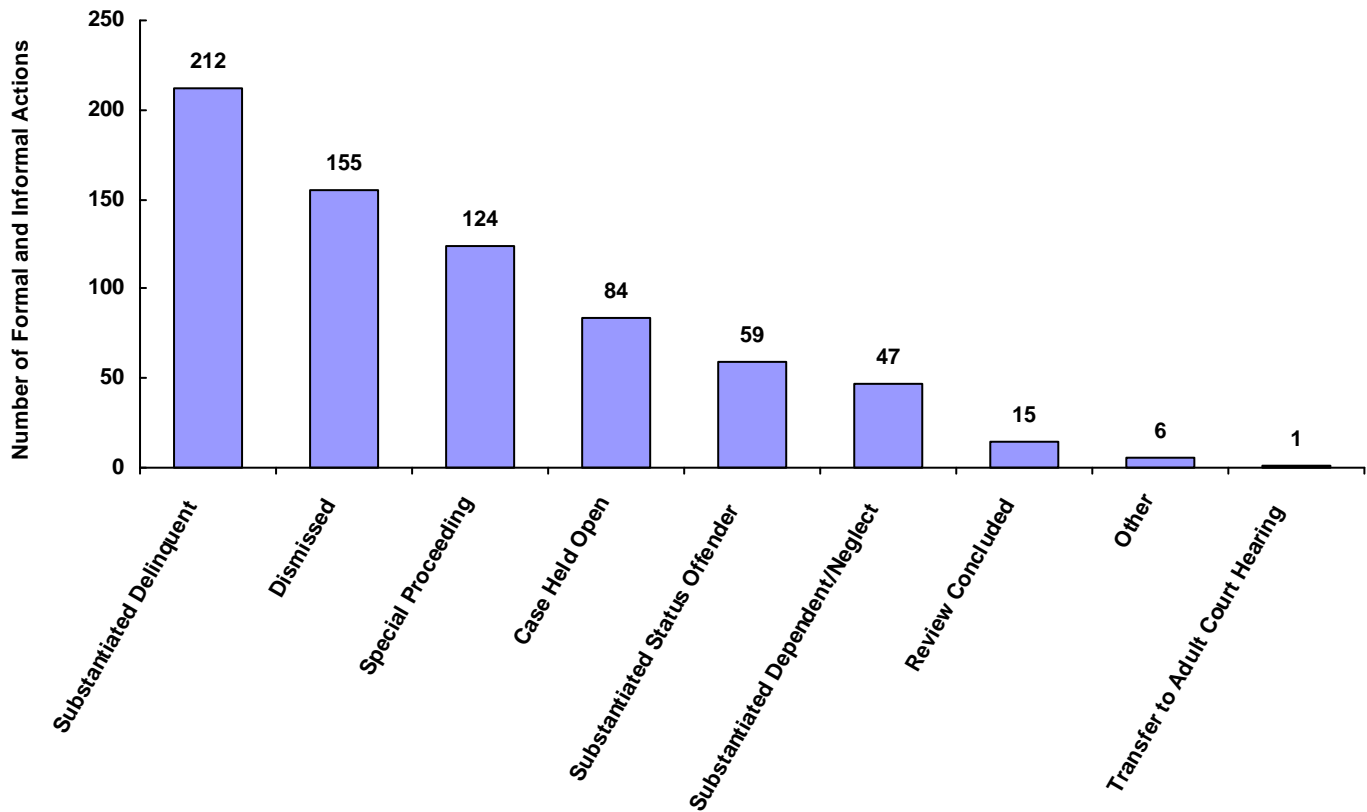
	<b>Number</b>	<b>% of All Referrals</b>
Informal Adjustment	0	0.00%
Transfer to Adult Court Hearing	1	0.14%
Charges Cleared by Transfer to Adult Court	0	0.00%
Pretrial Diversion	0	0.00%
Special Proceeding	124	17.64%
Review Concluded	15	2.13%
Case Held Open	84	11.95%
Other	6	0.85%
Unknown	0	0.00%
	<b>230</b>	<b>32.71%</b>

**TENNESSEE COUNCIL OF JUVENILE AND FAMILY COURT JUDGES  
2008 MACON COUNTY JUVENILE COURT STATISTICAL DATA**

**Formal and Informal Actions by Race and Sex for CY 2008**

	White Male	African American Male	Other Race Male	White Female	African American Female	Other Race Female	Unknown Race or Sex	Total	% of Total Referrals
Dismissed	100	0	0	50	0	0	5	155	22.05%
Retired / Nolle Prosequi	0	0	0	0	0	0	0	0	0.00%
Substantiated Delinquent	148	0	0	64	0	0	0	212	30.16%
Substantiated Status Offender	45	0	0	11	0	0	3	59	8.39%
Substantiated Dependent/Neglect	20	0	0	22	0	0	5	47	6.69%
Substantiated Abused	0	0	0	0	0	0	0	0	0.00%
Substantiated Mentally Ill	0	0	0	0	0	0	0	0	0.00%
Informal Adjustment	0	0	0	0	0	0	0	0	0.00%
Pretrial Diversion	0	0	0	0	0	0	0	0	0.00%
Transfer to Adult Court Hearing	1	0	0	0	0	0	0	1	0.14%
Cleared by Transfer to Adult Court	0	0	0	0	0	0	0	0	0.00%
Special Proceeding	70	0	1	40	0	0	13	124	17.64%
Review Concluded	7	0	0	7	0	0	1	15	2.13%
Case Held Open	51	0	0	22	1	3	7	84	11.95%
Unknown	0	0	0	0	0	0	0	0	0.00%
Other	0	0	0	2	0	0	4	6	0.85%
<b>Totals</b>	<b>442</b>	<b>0</b>	<b>1</b>	<b>218</b>	<b>1</b>	<b>3</b>	<b>38</b>	<b>703</b>	

**Total Formal and Informal Actions**



**TENNESSEE COUNCIL OF JUVENILE AND FAMILY COURT JUDGES  
2008 MACON COUNTY JUVENILE COURT STATISTICAL DATA**

**Formal and Informal Actions by Type of Offense, Race and Sex for CY 2008**

	White Male	African American Male	Other Race Male	White Female	African American Female	Other Race Female	Unknown Race or Sex	Total
<b><u>Delinquent</u></b>								
Complaint Substantiated Delinquent	121	0	0	55	0	0	0	176
Dismissed	76	0	0	28	0	0	0	104
Case Held Open	20	0	0	10	0	0	0	30
Complaint Substantiated Status Offender	14	0	0	3	0	0	0	17
Special Proceeding	1	0	0	0	0	0	0	1
Retired / Nolle Prosequi	0	0	0	0	0	0	0	0
Complaint Substantiated Dependent/Neglect	0	0	0	0	0	0	0	0
Complaint Substantiated Abused	0	0	0	0	0	0	0	0
Complaint Substantiated Mentally Ill	0	0	0	0	0	0	0	0
Informal Adjustment	0	0	0	0	0	0	0	0
Pretrial Diversion	0	0	0	0	0	0	0	0
Transfer to Adult Court Hearing	0	0	0	0	0	0	0	0
Charges Cleared by Transfer to Adult Court	0	0	0	0	0	0	0	0
Review Concluded	0	0	0	0	0	0	0	0
Unknown	0	0	0	0	0	0	0	0
Other	0	0	0	0	0	0	0	0
<b>Totals</b>	<b>232</b>	<b>0</b>	<b>0</b>	<b>96</b>	<b>0</b>	<b>0</b>	<b>0</b>	<b>328</b>

	White Male	African American Male	Other Race Male	White Female	African American Female	Other Race Female	Unknown Race or Sex	Total
<b><u>Status</u></b>								
Complaint Substantiated Status Offender	29	0	0	8	0	0	3	40
Complaint Substantiated Delinquent	21	0	0	7	0	0	0	28
Dismissed	11	0	0	7	0	0	0	18
Case Held Open	3	0	0	1	0	0	0	4
Retired / Nolle Prosequi	0	0	0	0	0	0	0	0
Complaint Substantiated Dependent/Neglect	0	0	0	0	0	0	0	0
Complaint Substantiated Abused	0	0	0	0	0	0	0	0
Complaint Substantiated Mentally Ill	0	0	0	0	0	0	0	0
Informal Adjustment	0	0	0	0	0	0	0	0
Pretrial Diversion	0	0	0	0	0	0	0	0
Transfer to Adult Court Hearing	0	0	0	0	0	0	0	0
Charges Cleared by Transfer to Adult Court	0	0	0	0	0	0	0	0
Special Proceeding	0	0	0	0	0	0	0	0
Review Concluded	0	0	0	0	0	0	0	0
Unknown	0	0	0	0	0	0	0	0
Other	0	0	0	0	0	0	0	0
<b>Totals</b>	<b>64</b>	<b>0</b>	<b>0</b>	<b>23</b>	<b>0</b>	<b>0</b>	<b>3</b>	<b>90</b>

**TENNESSEE COUNCIL OF JUVENILE AND FAMILY COURT JUDGES  
2008 MACON COUNTY JUVENILE COURT STATISTICAL DATA**

**Formal and Informal Actions by Type of Offense, Race and Sex for CY 2008**

	White Male	African American Male	Other Race Male	White Female	African American Female	Other Race Female	Unknown Race or Sex	Total
<b><u>Dependency and Neglect</u></b>								
Special Proceeding	46	0	0	29	0	0	5	80
Case Held Open	28	0	0	11	1	3	7	50
Complaint Substantiated Dependent/Neglect	20	0	0	22	0	0	5	47
Review Concluded	7	0	0	7	0	0	1	15
Dismissed	3	0	0	6	0	0	4	13
Retired / Nolle Prosequi	0	0	0	0	0	0	0	0
Complaint Substantiated Delinquent	0	0	0	0	0	0	0	0
Complaint Substantiated Status Offender	0	0	0	0	0	0	0	0
Complaint Substantiated Abused	0	0	0	0	0	0	0	0
Complaint Substantiated Mentally Ill	0	0	0	0	0	0	0	0
Informal Adjustment	0	0	0	0	0	0	0	0
Pretrial Diversion	0	0	0	0	0	0	0	0
Transfer to Adult Court Hearing	0	0	0	0	0	0	0	0
Charges Cleared by Transfer to Adult Court	0	0	0	0	0	0	0	0
Unknown	0	0	0	0	0	0	0	0
Other	0	0	0	0	0	0	0	0
<b>Totals</b>	<b>104</b>	<b>0</b>	<b>0</b>	<b>75</b>	<b>1</b>	<b>3</b>	<b>22</b>	<b>205</b>

<b><u>Other Violations</u></b>								
Dismissed	0	0	0	0	0	0	0	0
Retired / Nolle Prosequi	0	0	0	0	0	0	0	0
Complaint Substantiated Delinquent	0	0	0	0	0	0	0	0
Complaint Substantiated Status Offender	0	0	0	0	0	0	0	0
Complaint Substantiated Dependent/Neglect	0	0	0	0	0	0	0	0
Complaint Substantiated Abused	0	0	0	0	0	0	0	0
Complaint Substantiated Mentally Ill	0	0	0	0	0	0	0	0
Informal Adjustment	0	0	0	0	0	0	0	0
Pretrial Diversion	0	0	0	0	0	0	0	0
Transfer to Adult Court Hearing	0	0	0	0	0	0	0	0
Charges Cleared by Transfer to Adult Court	0	0	0	0	0	0	0	0
Special Proceeding	0	0	0	0	0	0	0	0
Review Concluded	0	0	0	0	0	0	0	0
Case Held Open	0	0	0	0	0	0	0	0
Unknown	0	0	0	0	0	0	0	0
Other	0	0	0	0	0	0	0	0
<b>Totals</b>	<b>0</b>	<b>0</b>	<b>0</b>	<b>0</b>	<b>0</b>	<b>0</b>	<b>0</b>	<b>0</b>

**TENNESSEE COUNCIL OF JUVENILE AND FAMILY COURT JUDGES  
2008 MACON COUNTY JUVENILE COURT STATISTICAL DATA**

**Formal and Informal Actions by Type of Offense, Race and Sex for CY 2008**

	White Male	African American Male	Other Race Male	White Female	African American Female	Other Race Female	Unknown Race or Sex	Total
<b><u>Special Proceedings</u></b>								
Special Proceeding	21	0	1	10	0	0	7	39
Dismissed	8	0	0	9	0	0	1	18
Complaint Substantiated Delinquent	6	0	0	0	0	0	0	6
Other	0	0	0	2	0	0	4	6
Complaint Substantiated Status Offender	1	0	0	0	0	0	0	1
Transfer to Adult Court Hearing	1	0	0	0	0	0	0	1
Retired / Nolle Prosequi	0	0	0	0	0	0	0	0
Complaint Substantiated Dependent/Neglect	0	0	0	0	0	0	0	0
Complaint Substantiated Abused	0	0	0	0	0	0	0	0
Complaint Substantiated Mentally Ill	0	0	0	0	0	0	0	0
Informal Adjustment	0	0	0	0	0	0	0	0
Pretrial Diversion	0	0	0	0	0	0	0	0
Charges Cleared by Transfer to Adult Court	0	0	0	0	0	0	0	0
Review Concluded	0	0	0	0	0	0	0	0
Case Held Open	0	0	0	0	0	0	0	0
Unknown	0	0	0	0	0	0	0	0
<b>Totals</b>	<b>37</b>	<b>0</b>	<b>1</b>	<b>21</b>	<b>0</b>	<b>0</b>	<b>12</b>	<b>71</b>
<b><u>Other</u></b>								
Special Proceeding	2	0	0	1	0	0	1	4
Dismissed	2	0	0	0	0	0	0	2
Complaint Substantiated Delinquent	0	0	0	2	0	0	0	2
Complaint Substantiated Status Offender	1	0	0	0	0	0	0	1
Retired / Nolle Prosequi	0	0	0	0	0	0	0	0
Complaint Substantiated Dependent/Neglect	0	0	0	0	0	0	0	0
Complaint Substantiated Abused	0	0	0	0	0	0	0	0
Complaint Substantiated Mentally Ill	0	0	0	0	0	0	0	0
Informal Adjustment	0	0	0	0	0	0	0	0
Pretrial Diversion	0	0	0	0	0	0	0	0
Transfer to Adult Court Hearing	0	0	0	0	0	0	0	0
Charges Cleared by Transfer to Adult Court	0	0	0	0	0	0	0	0
Review Concluded	0	0	0	0	0	0	0	0
Case Held Open	0	0	0	0	0	0	0	0
Unknown	0	0	0	0	0	0	0	0
Other	0	0	0	0	0	0	0	0
<b>Totals</b>	<b>5</b>	<b>0</b>	<b>0</b>	<b>3</b>	<b>0</b>	<b>0</b>	<b>1</b>	<b>9</b>
<b>All Action Totals</b>	<b>442</b>	<b>0</b>	<b>1</b>	<b>218</b>	<b>1</b>	<b>3</b>	<b>38</b>	<b>703</b>

**TENNESSEE COUNCIL OF JUVENILE AND FAMILY COURT JUDGES  
2008 MACON COUNTY JUVENILE COURT STATISTICAL DATA**

**Formal and Informal Actions by Class of Referral, Race and Sex for CY 2008**

	White Male	African American Male	Other Race Male	White Female	African American Female	Other Race Female	Unknown Race or Sex	Total
<b><u>Offenses Against Persons</u></b>								
Complaint Substantiated Delinquent	13	0	0	5	0	0	0	18
Dismissed	7	0	0	3	0	0	0	10
Case Held Open	2	0	0	2	0	0	0	4
Retired / Nolle Prosequi	0	0	0	0	0	0	0	0
Complaint Substantiated Status Offender	0	0	0	0	0	0	0	0
Complaint Substantiated Dependent/Neglect	0	0	0	0	0	0	0	0
Complaint Substantiated Abused	0	0	0	0	0	0	0	0
Complaint Substantiated Mentally Ill	0	0	0	0	0	0	0	0
Informal Adjustment	0	0	0	0	0	0	0	0
Pretrial Diversion	0	0	0	0	0	0	0	0
Transfer to Adult Court Hearing	0	0	0	0	0	0	0	0
Charges Cleared by Transfer to Adult Court	0	0	0	0	0	0	0	0
Special Proceeding	0	0	0	0	0	0	0	0
Review Concluded	0	0	0	0	0	0	0	0
Unknown	0	0	0	0	0	0	0	0
Other	0	0	0	0	0	0	0	0
<b>Totals</b>	<b>22</b>	<b>0</b>	<b>0</b>	<b>10</b>	<b>0</b>	<b>0</b>	<b>0</b>	<b>32</b>

<b><u>Offenses Against Property</u></b>								
Complaint Substantiated Delinquent	9	0	0	7	0	0	0	16
Dismissed	9	0	0	2	0	0	0	11
Case Held Open	1	0	0	2	0	0	0	3
Retired / Nolle Prosequi	0	0	0	0	0	0	0	0
Complaint Substantiated Status Offender	0	0	0	0	0	0	0	0
Complaint Substantiated Dependent/Neglect	0	0	0	0	0	0	0	0
Complaint Substantiated Abused	0	0	0	0	0	0	0	0
Complaint Substantiated Mentally Ill	0	0	0	0	0	0	0	0
Informal Adjustment	0	0	0	0	0	0	0	0
Pretrial Diversion	0	0	0	0	0	0	0	0
Transfer to Adult Court Hearing	0	0	0	0	0	0	0	0
Charges Cleared by Transfer to Adult Court	0	0	0	0	0	0	0	0
Special Proceeding	0	0	0	0	0	0	0	0
Review Concluded	0	0	0	0	0	0	0	0
Unknown	0	0	0	0	0	0	0	0
Other	0	0	0	0	0	0	0	0
<b>Totals</b>	<b>19</b>	<b>0</b>	<b>0</b>	<b>11</b>	<b>0</b>	<b>0</b>	<b>0</b>	<b>30</b>

**TENNESSEE COUNCIL OF JUVENILE AND FAMILY COURT JUDGES  
2008 MACON COUNTY JUVENILE COURT STATISTICAL DATA**

**Formal and Informal Actions by Class of Referral, Race and Sex for CY 2008**

	White Male	African American Male	Other Race Male	White Female	African American Female	Other Race Female	Unknown Race or Sex	Total
<b><u>Illegal Conduct</u></b>								
Complaint Substantiated Delinquent	99	0	0	43	0	0	0	142
Dismissed	60	0	0	23	0	0	0	83
Case Held Open	17	0	0	6	0	0	0	23
Complaint Substantiated Status Offender	14	0	0	3	0	0	0	17
Special Proceeding	1	0	0	0	0	0	0	1
Retired / Nolle Prosequi	0	0	0	0	0	0	0	0
Complaint Substantiated Dependent/Neglect	0	0	0	0	0	0	0	0
Complaint Substantiated Abused	0	0	0	0	0	0	0	0
Complaint Substantiated Mentally Ill	0	0	0	0	0	0	0	0
Informal Adjustment	0	0	0	0	0	0	0	0
Pretrial Diversion	0	0	0	0	0	0	0	0
Transfer to Adult Court Hearing	0	0	0	0	0	0	0	0
Charges Cleared by Transfer to Adult Court	0	0	0	0	0	0	0	0
Review Concluded	0	0	0	0	0	0	0	0
Unknown	0	0	0	0	0	0	0	0
Other	0	0	0	0	0	0	0	0
<b>Totals</b>	<b>191</b>	<b>0</b>	<b>0</b>	<b>75</b>	<b>0</b>	<b>0</b>	<b>0</b>	<b>266</b>

**Status Offenses**

Complaint Substantiated Status Offender	29	0	0	8	0	0	3	40
Complaint Substantiated Delinquent	21	0	0	7	0	0	0	28
Dismissed	11	0	0	7	0	0	0	18
Case Held Open	3	0	0	1	0	0	0	4
Retired / Nolle Prosequi	0	0	0	0	0	0	0	0
Complaint Substantiated Dependent/Neglect	0	0	0	0	0	0	0	0
Complaint Substantiated Abused	0	0	0	0	0	0	0	0
Complaint Substantiated Mentally Ill	0	0	0	0	0	0	0	0
Informal Adjustment	0	0	0	0	0	0	0	0
Pretrial Diversion	0	0	0	0	0	0	0	0
Transfer to Adult Court Hearing	0	0	0	0	0	0	0	0
Charges Cleared by Transfer to Adult Court	0	0	0	0	0	0	0	0
Special Proceeding	0	0	0	0	0	0	0	0
Review Concluded	0	0	0	0	0	0	0	0
Unknown	0	0	0	0	0	0	0	0
Other	0	0	0	0	0	0	0	0
<b>Totals</b>	<b>64</b>	<b>0</b>	<b>0</b>	<b>23</b>	<b>0</b>	<b>0</b>	<b>3</b>	<b>90</b>

**TENNESSEE COUNCIL OF JUVENILE AND FAMILY COURT JUDGES  
2008 MACON COUNTY JUVENILE COURT STATISTICAL DATA**

**Formal and Informal Actions by Class of Referral, Race and Sex for CY 2008**

	White Male	African American Male	Other Race Male	White Female	African American Female	Other Race Female	Unknown Race or Sex	Total
<b><u>Dependency/Neglect</u></b>								
Special Proceeding	46	0	0	29	0	0	5	80
Case Held Open	28	0	0	11	1	3	7	50
Complaint Substantiated Dependent/Neglect	20	0	0	22	0	0	5	47
Review Concluded	7	0	0	7	0	0	1	15
Dismissed	3	0	0	6	0	0	4	13
Retired / Nolle Prosequi	0	0	0	0	0	0	0	0
Complaint Substantiated Delinquent	0	0	0	0	0	0	0	0
Complaint Substantiated Status Offender	0	0	0	0	0	0	0	0
Complaint Substantiated Abused	0	0	0	0	0	0	0	0
Complaint Substantiated Mentally Ill	0	0	0	0	0	0	0	0
Informal Adjustment	0	0	0	0	0	0	0	0
Pretrial Diversion	0	0	0	0	0	0	0	0
Transfer to Adult Court Hearing	0	0	0	0	0	0	0	0
Charges Cleared by Transfer to Adult Court	0	0	0	0	0	0	0	0
Unknown	0	0	0	0	0	0	0	0
Other	0	0	0	0	0	0	0	0
<b>Totals</b>	<b>104</b>	<b>0</b>	<b>0</b>	<b>75</b>	<b>1</b>	<b>3</b>	<b>22</b>	<b>205</b>

**Other Violation Proceedings**

Dismissed	0	0	0	0	0	0	0	0
Retired / Nolle Prosequi	0	0	0	0	0	0	0	0
Complaint Substantiated Delinquent	0	0	0	0	0	0	0	0
Complaint Substantiated Status Offender	0	0	0	0	0	0	0	0
Complaint Substantiated Dependent/Neglect	0	0	0	0	0	0	0	0
Complaint Substantiated Abused	0	0	0	0	0	0	0	0
Complaint Substantiated Mentally Ill	0	0	0	0	0	0	0	0
Informal Adjustment	0	0	0	0	0	0	0	0
Pretrial Diversion	0	0	0	0	0	0	0	0
Transfer to Adult Court Hearing	0	0	0	0	0	0	0	0
Charges Cleared by Transfer to Adult Court	0	0	0	0	0	0	0	0
Special Proceeding	0	0	0	0	0	0	0	0
Review Concluded	0	0	0	0	0	0	0	0
Case Held Open	0	0	0	0	0	0	0	0
Unknown	0	0	0	0	0	0	0	0
Other	0	0	0	0	0	0	0	0
<b>Totals</b>	<b>0</b>	<b>0</b>	<b>0</b>	<b>0</b>	<b>0</b>	<b>0</b>	<b>0</b>	<b>0</b>



**TENNESSEE COUNCIL OF JUVENILE AND FAMILY COURT JUDGES  
2008 MACON COUNTY JUVENILE COURT STATISTICAL DATA**

**Formal and Informal Actions by Class of Referral, Race and Sex for CY 2008**

	White Male	African American Male	Other Race Male	White Female	African American Female	Other Race Female	Unknown Race or Sex	Total
<b><u>Parentage</u></b>								
Special Proceeding	21	0	1	10	0	0	7	39
Dismissed	2	0	0	7	0	0	1	10
Other	0	0	0	2	0	0	4	6
Transfer to Adult Court Hearing	1	0	0	0	0	0	0	1
Retired / Nolle Prosequi	0	0	0	0	0	0	0	0
Complaint Substantiated Delinquent	0	0	0	0	0	0	0	0
Complaint Substantiated Status Offender	0	0	0	0	0	0	0	0
Complaint Substantiated Dependent/Neglect	0	0	0	0	0	0	0	0
Complaint Substantiated Abused	0	0	0	0	0	0	0	0
Complaint Substantiated Mentally Ill	0	0	0	0	0	0	0	0
Informal Adjustment	0	0	0	0	0	0	0	0
Pretrial Diversion	0	0	0	0	0	0	0	0
Charges Cleared by Transfer to Adult Court	0	0	0	0	0	0	0	0
Review Concluded	0	0	0	0	0	0	0	0
Case Held Open	0	0	0	0	0	0	0	0
Unknown	0	0	0	0	0	0	0	0
<b>Totals</b>	<b>24</b>	<b>0</b>	<b>1</b>	<b>19</b>	<b>0</b>	<b>0</b>	<b>12</b>	<b>56</b>

**Special Proceedings**

Dismissed	6	0	0	2	0	0	0	8
Complaint Substantiated Delinquent	6	0	0	0	0	0	0	6
Complaint Substantiated Status Offender	1	0	0	0	0	0	0	1
Retired / Nolle Prosequi	0	0	0	0	0	0	0	0
Complaint Substantiated Dependent/Neglect	0	0	0	0	0	0	0	0
Complaint Substantiated Abused	0	0	0	0	0	0	0	0
Complaint Substantiated Mentally Ill	0	0	0	0	0	0	0	0
Informal Adjustment	0	0	0	0	0	0	0	0
Pretrial Diversion	0	0	0	0	0	0	0	0
Transfer to Adult Court Hearing	0	0	0	0	0	0	0	0
Charges Cleared by Transfer to Adult Court	0	0	0	0	0	0	0	0
Special Proceeding	0	0	0	0	0	0	0	0
Review Concluded	0	0	0	0	0	0	0	0
Case Held Open	0	0	0	0	0	0	0	0
Unknown	0	0	0	0	0	0	0	0
Other	0	0	0	0	0	0	0	0
<b>Totals</b>	<b>13</b>	<b>0</b>	<b>0</b>	<b>2</b>	<b>0</b>	<b>0</b>	<b>0</b>	<b>15</b>

**TENNESSEE COUNCIL OF JUVENILE AND FAMILY COURT JUDGES  
2008 MACON COUNTY JUVENILE COURT STATISTICAL DATA**

**Formal and Informal Actions by Class of Referral, Race and Sex for CY 2008**

	White Male	African American Male	Other Race Male	White Female	African American Female	Other Race Female	Unknown Race or Sex	Total
<b>Other</b>								
Special Proceeding	2	0	0	1	0	0	1	4
Dismissed	2	0	0	0	0	0	0	2
Complaint Substantiated Delinquent	0	0	0	2	0	0	0	2
Complaint Substantiated Status Offender	1	0	0	0	0	0	0	1
Retired / Nolle Prosequi	0	0	0	0	0	0	0	0
Complaint Substantiated Dependent/Neglect	0	0	0	0	0	0	0	0
Complaint Substantiated Abused	0	0	0	0	0	0	0	0
Complaint Substantiated Mentally Ill	0	0	0	0	0	0	0	0
Informal Adjustment	0	0	0	0	0	0	0	0
Pretrial Diversion	0	0	0	0	0	0	0	0
Transfer to Adult Court Hearing	0	0	0	0	0	0	0	0
Charges Cleared by Transfer to Adult Court	0	0	0	0	0	0	0	0
Review Concluded	0	0	0	0	0	0	0	0
Case Held Open	0	0	0	0	0	0	0	0
Unknown	0	0	0	0	0	0	0	0
Other	0	0	0	0	0	0	0	0
<b>Totals</b>	<b>5</b>	<b>0</b>	<b>0</b>	<b>3</b>	<b>0</b>	<b>0</b>	<b>1</b>	<b>9</b>
<hr/>								
<b>All Action Totals</b>	<b>442</b>	<b>0</b>	<b>1</b>	<b>218</b>	<b>1</b>	<b>3</b>	<b>38</b>	<b>703</b>

**TENNESSEE COUNCIL OF JUVENILE AND FAMILY COURT JUDGES  
2008 MACON COUNTY JUVENILE COURT STATISTICAL DATA**

**Children Transferred to Adult Court by Age at Disposition Date, Race and Sex for CY 2008**

**Total Children = 389**

	<b>White Male</b>	<b>African American Male</b>	<b>Other Race Male</b>	<b>White Female</b>	<b>African American Female</b>	<b>Other Race Female</b>	<b>Unknown Race or Sex</b>	<b>Total</b>	<b>% of All Children Referred</b>
Age Under 1	0	0	0	0	0	0	0	0	0.00%
Age 1	0	0	0	0	0	0	0	0	0.00%
Age 2	0	0	0	0	0	0	0	0	0.00%
Age 3	0	0	0	0	0	0	0	0	0.00%
Age 4	0	0	0	0	0	0	0	0	0.00%
Age 5	0	0	0	0	0	0	0	0	0.00%
Age 6	0	0	0	0	0	0	0	0	0.00%
Age 7	0	0	0	0	0	0	0	0	0.00%
Age 8	0	0	0	0	0	0	0	0	0.00%
Age 9	0	0	0	0	0	0	0	0	0.00%
Age 10	0	0	0	0	0	0	0	0	0.00%
Age 11	0	0	0	0	0	0	0	0	0.00%
Age 12	0	0	0	0	0	0	0	0	0.00%
Age 13	0	0	0	0	0	0	0	0	0.00%
Age 14	0	0	0	0	0	0	0	0	0.00%
Age 15	0	0	0	0	0	0	0	0	0.00%
Age 16	0	0	0	0	0	0	0	0	0.00%
Age 17	0	0	0	0	0	0	0	0	0.00%
Age 18	0	0	0	0	0	0	0	0	0.00%
Age 19 and Over	0	0	0	0	0	0	0	0	0.00%
<b>Totals</b>	<b>0</b>	<b>0</b>	<b>0</b>	<b>0</b>	<b>0</b>	<b>0</b>	<b>0</b>	<b>0</b>	

**Total Children Transferred to Adult Court**

**TENNESSEE COUNCIL OF JUVENILE AND FAMILY COURT JUDGES  
2008 MACON COUNTY JUVENILE COURT STATISTICAL DATA**

**Outcomes by Type Of Disposition, Race and Sex for CY 2008**

	White Male	African American Male	Other Race Male	White Female	African American Female	Other Race Female	Unknown Race or Sex	Total
<b>General Action Codes</b>								
Fine	145	0	0	52	0	0	0	197
Case Dismissed	90	0	0	46	0	0	5	141
Held Open For Review	71	0	0	39	1	3	10	124
Supervision / Probation to Juvenile Court	34	0	0	9	0	0	2	45
Probation to Parents	27	0	0	13	0	0	0	40
Referred for Alcohol and Drug Counseling	29	0	0	4	0	0	0	33
Driver's License Held Informally	25	0	0	5	0	0	0	30
No Contact Order	11	0	0	10	0	0	0	21
Restitution	7	0	0	5	0	0	0	12
Case Retired or Nolle Prosequi	3	0	0	7	0	0	1	11
Public Service	7	0	0	4	0	0	0	11
Referred for Mental Health Counseling	6	0	0	2	0	0	0	8
Referred to Defensive Driving School	7	0	0	1	0	0	0	8
Referred to Alcohol Safety School	4	0	0	2	0	0	0	6
Referred to Alternative School	2	0	0	0	0	0	0	2
Referral to Juvenile Court Educ-Based Pgm	1	0	0	1	0	0	0	2
Injunction Other than No Contact Order	0	0	0	1	0	0	0	1
Dismissed from Pretrial Diversion	0	0	0	1	0	0	0	1
Warned / Counseled	0	0	0	0	0	0	0	0
Referral to Another Entity for Superv/Servc	0	0	0	0	0	0	0	0
Referred to Private Child Agency	0	0	0	0	0	0	0	0
Voluntary Placement with DMHMR	0	0	0	0	0	0	0	0
Private Mental Health Placement	0	0	0	0	0	0	0	0
Private MR Placement	0	0	0	0	0	0	0	0
Placement with City/Cnty Agcy/Facility	0	0	0	0	0	0	0	0
Placement with Relative / Other Individual	0	0	0	0	0	0	0	0
Runaway Returned	0	0	0	0	0	0	0	0
House Arrest	0	0	0	0	0	0	0	0
Court Defined Curfew	0	0	0	0	0	0	0	0
Dismissed from Informal Adjustment	0	0	0	0	0	0	0	0
Released from Probation	0	0	0	0	0	0	0	0
<b>Totals</b>	<b>469</b>	<b>0</b>	<b>0</b>	<b>202</b>	<b>1</b>	<b>3</b>	<b>18</b>	<b>693</b>

**TENNESSEE COUNCIL OF JUVENILE AND FAMILY COURT JUDGES  
2008 MACON COUNTY JUVENILE COURT STATISTICAL DATA**

**Outcomes by Type Of Disposition, Race and Sex for CY 2008**

	White Male	African American Male	Other Race Male	White Female	African American Female	Other Race Female	Unknown Race or Sex	Total
<b><u>Formal Action Codes</u></b>								
DCS Probation	26	0	0	20	0	0	0	46
DCS Commitment - Custody	18	0	0	7	0	0	1	26
Other Intensive Probation	18	0	0	2	0	0	0	20
Placed Under a Valid Court Order	2	0	0	0	0	0	0	2
Parental Rights Terminated	0	0	0	2	0	0	0	2
DCS Commitment - Suspended	0	0	0	1	0	0	0	1
Transferred to Adult Court	0	0	0	0	0	0	0	0
DMHMR Involuntary Commitment	0	0	0	0	0	0	0	0
DCS Commitment - Determinate	0	0	0	0	0	0	0	0
DCS Intensive Probation	0	0	0	0	0	0	0	0
Supervision by DCS	0	0	0	0	0	0	0	0
Transfer to Another Juvenile Court for Dispo	0	0	0	0	0	0	0	0
Parental Rights Not Terminated	0	0	0	0	0	0	0	0
<b>Totals</b>	<b>64</b>	<b>0</b>	<b>0</b>	<b>32</b>	<b>0</b>	<b>0</b>	<b>1</b>	<b>97</b>

**Special Proceedings**

Court Costs	167	0	0	66	0	0	13	246
Custody Unchanged	29	0	0	19	0	0	4	52
Custody Changed	25	0	1	17	1	0	2	46
Foster Care Continued	24	0	0	16	0	0	5	45
Child Support Granted	12	0	0	10	0	0	9	31
Paternity Determined / Child Legitimated	4	0	0	1	0	0	3	8
Order of Reference to DCS	7	0	0	0	0	0	0	7
Foster Care Terminated	4	0	0	2	0	0	0	6
Visitation Changed	0	0	0	2	0	0	2	4
Visitation Unchanged	1	0	0	1	0	0	0	2
Voluntary Acknowledgement of Paternity	0	0	0	1	0	0	0	1
Paternity Not Determ/Child Not Legitimated	1	0	0	0	0	0	0	1
Child Support Amended	1	0	0	0	0	0	0	1
Child Support Terminated	0	0	0	1	0	0	0	1
Child Support Denied	0	0	0	0	0	0	0	0
Request for Medical Treatment Granted	0	0	0	0	0	0	0	0
Request for Medical Treatment Denied	0	0	0	0	0	0	0	0
Consent to Marry Granted	0	0	0	0	0	0	0	0
Consent to Marry Denied	0	0	0	0	0	0	0	0
<b>Totals</b>	<b>275</b>	<b>0</b>	<b>1</b>	<b>136</b>	<b>1</b>	<b>0</b>	<b>38</b>	<b>451</b>


**Other Outcome Codes**

Other	36	0	0	16	0	0	4	56
<b>Totals</b>	<b>36</b>	<b>0</b>	<b>0</b>	<b>16</b>	<b>0</b>	<b>0</b>	<b>4</b>	<b>56</b>

<b>All Outcome Totals</b>	<b>844</b>	<b>0</b>	<b>1</b>	<b>386</b>	<b>2</b>	<b>3</b>	<b>61</b>	<b>1,297</b>
---------------------------	------------	----------	----------	------------	----------	----------	-----------	--------------

TENNESSEE COUNCIL OF JUVENILE AND FAMILY COURT JUDGES  
2008 MACON COUNTY JUVENILE COURT STATISTICAL DATA

Breakdown of Referrals by Court Personnel Executing the Action in CY 2008



	Referrals	% of Referrals
Judge	703	100.00%
Referee	0	0.00%
YSO	0	0.00%
Other	0	0.00%
<b>Total</b>	<b>703</b>	<b>100.00%</b>