

2008

State of Tennessee

Annual Juvenile Court Statistical Report

McNairy County Breakdown

TABLE OF CONTENTS

Report Numbers Listed Below are shown at the Bottom of each Report, followed by the Report Page Number

	Report Number
Juvenile Court Referral Process	
Chart – The Juvenile Court Referral Process	1
Chart – Delinquent, Dependent/Neglect/Abuse, and Status/Unruly Referrals	2
Chart – Referrals by Type of Offense	3
Chart – Referrals for Status/Unruly Offenses	4
Children and Referral Counts by Race and Sex	
Table – Children with Delinquent Referrals by Race and Sex	5
Table – Children with Status/Unruly Referrals by Race and Sex	5
Table – Children with Dependency/Neglect/Abuse Allegations by Race and Sex	5
Table – Referrals Delinquent Referrals by Race and Sex	6
Table – Referrals Status/Unruly Referrals by Race and Sex	6
Table – Referrals Dependency/Neglect/Abuse Allegations by Race and Sex	6
Table/Chart – Referrals by Age Group, Race and Sex	7
Table/Chart – Children Referred by Age, Race and Sex	8
Table/Chart – Children Referred by Race and Sex	9
Table/Chart – Children of Hispanic Origin by Race and Sex	10
Table – Referrals by Type of Offense, Age Group, Race and Sex	11
Living Arrangement of the Child at Time of Referral	
Table/Chart – Living Arrangement at Time of Referral by Race and Sex	12
School Status of Individual Children at Time of Referral to Juvenile Court	
Table – Last Grade Completed by Children by Race and Sex	13
Table – Children Enrolled in School	13
Table – Children Enrolled in Special Education	13
Referral Information by Race, Sex and Class of Referral/Offense	
Table/Chart – Class of Referrals by Race and Sex	14
Table - Referrals by Class and Type of Offense by Race and Sex	15
Referral Reasons by Type, Race and Sex	
Table – Referral Reasons by Type of Offense, Race and Sex	16
Table – Top 4 Referral Reasons by Sex and Race	17
Table – Top 4 Referral Reasons by Sex, Race and Type of Offense	18
Source of Referrals to the Juvenile Court	
Table – Source of Referrals by Race and Sex	19
Table – Six Most Frequent Referral Reasons by Source, Race and Sex	20
Table – Source of Referrals by Type of Offense, Race and Sex	21
Children Referred with Weapons Charges	
Table/Chart – Children Referred for Unlawful Carrying/Possession of a Weapon by Age, Race and Sex	22
Table/Chart – Children Referred for Carrying Weapons on School Property	23
Intake Actions at Referral	
Table/Chart – Intake Actions at Referral by Race and Sex	24
Table/Chart – Intake Actions of Referrals by Class of Offense, Race and Sex	25

TABLE OF CONTENTS


Report Numbers Listed Below are shown at the Bottom of each Report, followed by the Report Page Number

	Report Number
Detention Statistics at Referral	
Table – Detention Statistics at Referral by Individual Child by Race and Sex	26
Table – Detention Statistics at Referral by Individual Case	26
Table – Placement After Secure Detention Hearing by Individual Child by Race and Sex	27
Table – Placement After Secure Detention Hearing by Individual Case	27
Dispositional Procedures	
Table – Procedures used to Dispose or Adjust All Referrals	28
Table – Referrals Disposed by Formal Adjudicatory Proceedings	28
Table – Referrals Disposed by Other Actions	28
Formal and Informal Actions	
Table/Chart – Formal and Informal Actions by Race and Sex	29
Table – Formal and Informal Actions by Type of Offense, Race and Sex	30
Table – Formal and Informal Actions by Class of Referral, Race and Sex	31
Children Transferred to Adult Court	
Table/Chart – Children Transferred to Adult Court by Age, Race and Sex	32
Outcomes by Type of Disposition	
Table – Outcomes by Type of Disposition, Race and Sex	33
Juvenile Court Referrals Disposed County-Wide Based on Number of Referrals	
Table/Chart – Breakdown of Referrals by Court Personnel Executing the Action	34

**TENNESSEE COUNCIL OF JUVENILE AND FAMILY COURT JUDGES
2008 MCNAIRY COUNTY JUVENILE COURT STATISTICAL DATA**

The Juvenile Court Referral Process for CY 2008

Delinquent 271	Status 99	Dependency and Neglect 2	Other Violations 0	Special Proceedings 0	Parentage 6	Other 4
--------------------------	---------------------	------------------------------------	------------------------------	---------------------------------	-----------------------	-------------------



Parents, Victims, School, Relatives, State Dept, etc.
109

Law Enforcement
273

Pretrial Diversion, Informal Adjustment
10

Court Actions
382

Transfer to Adult Court Hearing
0

Charges Cleared By Transfer to Adult Court
0

Special Proceeding
2

Review Concluded
1

Case Held Open
3

Other
2

Formal Adjudications
364

Juvenile Court System Outcomes / Dispositions
641

Formal
67

General
453

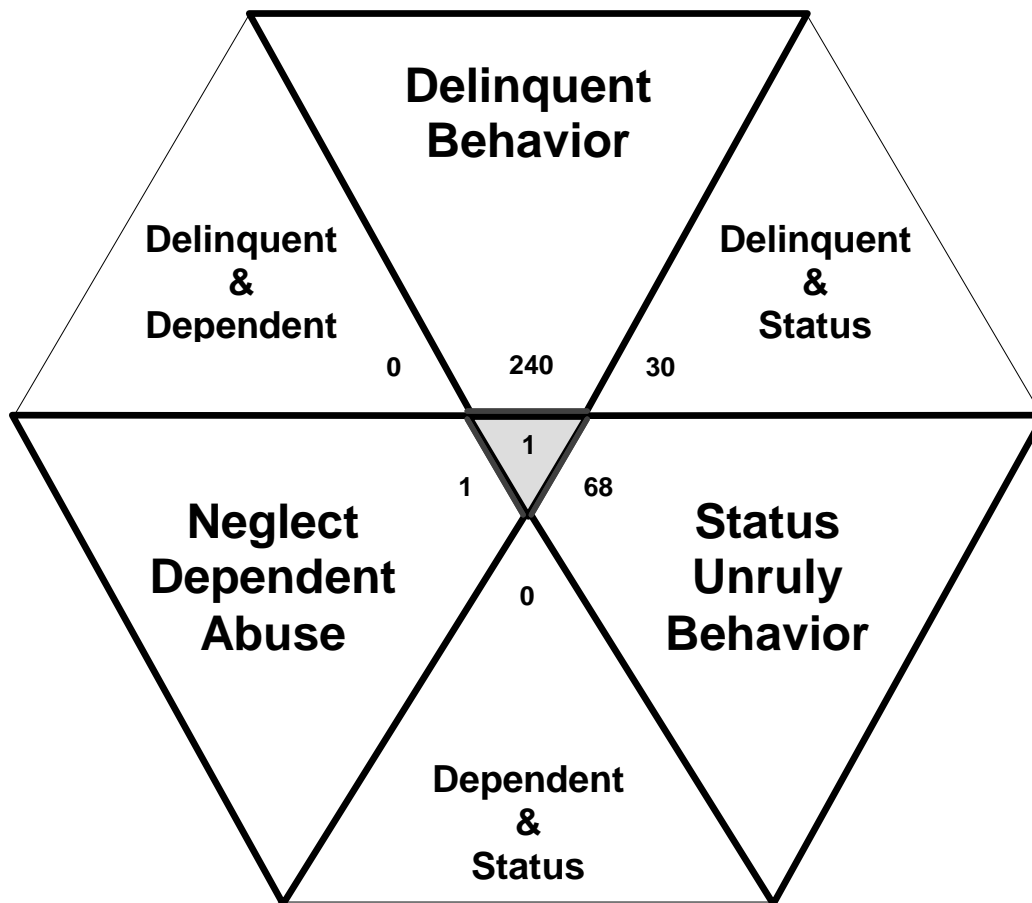
Special Proceedings
108

Other
13

**TENNESSEE COUNCIL OF JUVENILE AND FAMILY COURT JUDGES
2008 MCNAIRY COUNTY JUVENILE COURT STATISTICAL DATA**

Delinquent, Dependent/Neglect/Abuse, and Status/Unruly Referrals for CY 2008

Total = 340



The remaining referrals are for:
Custody, Visitation, Paternity/Legitimation, Child Support,
Special Procedures and Other Referrals

Each child may be counted
in more than one category

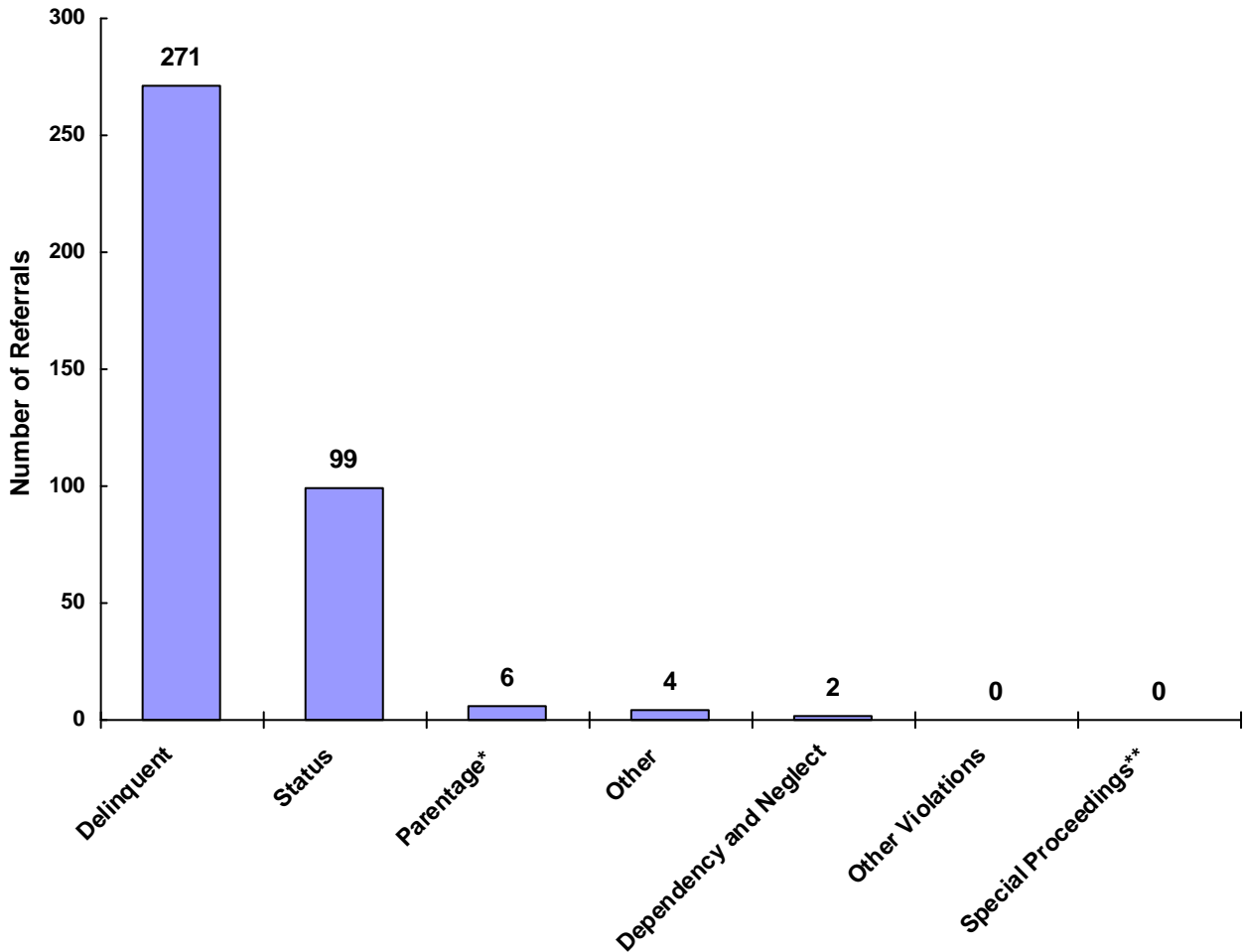
Total number of individual children for ALL referrals
disposed by juvenile courts during CY 2008 equals 266

Children can have referrals in multiple categories. The drawing above shows that in the year 2008 there were 240 referrals to McNairy County Juvenile Court for children with only delinquent offenses, 68 for those with only status/unruly behavior, and 1 for children with neglect, dependent or abuse referrals during the calendar year. There were 30 referrals for children that had a delinquent AND a status/unruly referral. There were 0 referrals for children with both delinquent behavior AND a neglect, dependent or abuse allegation. There were 0 referrals for children that had both a status/unruly referral AND a neglect, dependent or abuse allegation. Also, there were 1 referrals for children that had a delinquent referral, a status/unruly referral AND a neglect, dependent or abuse allegation.

TENNESSEE COUNCIL OF JUVENILE AND FAMILY COURT JUDGES
2008 MCNAIRY COUNTY JUVENILE COURT STATISTICAL DATA

Referrals by Type of Offense in CY 2008

Total Referrals = 382



* Parentage includes: Custody, Visitation, Paternity/Legitimation and Child Support

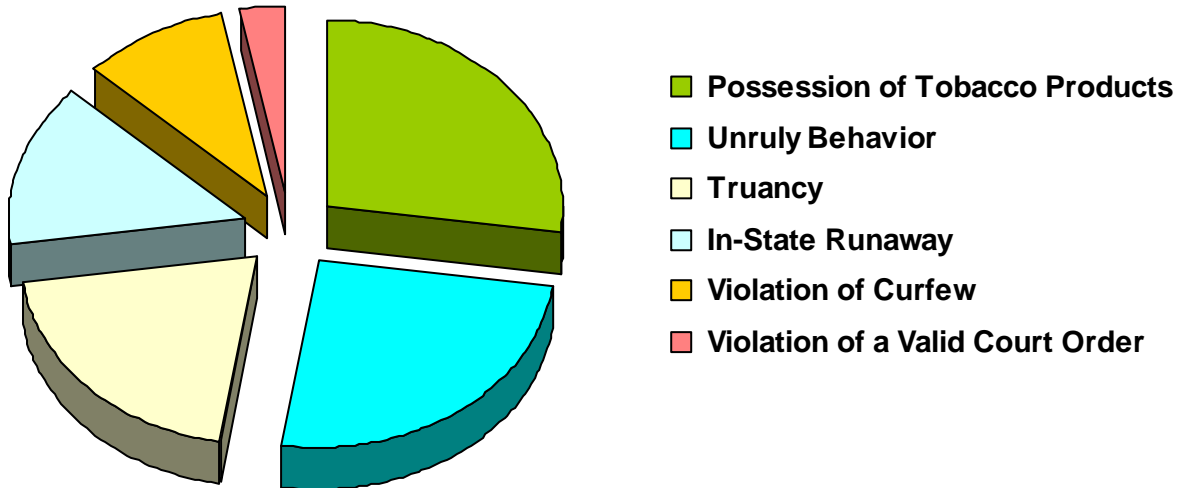
**Special Proceedings include: Judicial Review, Administrative Review, Foster Care Review, Request for Medical Treatment and Consent to Marry

Information from the Juvenile Court represents a total of 266 children and 346 cases that were reported to the TCJFCJ.

A Status offense is an offense committed by a child that if committed by an adult, would not be considered an offense or unlawful act. An example of this is smoking when not legally an adult.

**TENNESSEE COUNCIL OF JUVENILE AND FAMILY COURT JUDGES
2008 MCNAIRY COUNTY JUVENILE COURT STATISTICAL DATA**

**Referrals for Status/Unruly Offenses in CY 2008
Total Status/Unruly Referrals = 99**



Referral Reason	Count	Percent
Possession of Tobacco Products	27	27.27%
Unruly Behavior	25	25.25%
Truancy	20	20.20%
In-State Runaway	14	14.14%
Violation of Curfew	10	10.10%
Violation of a Valid Court Order	3	3.03%
Out-of-State Runaway	0	0.00%
Total	99	

**TENNESSEE COUNCIL OF JUVENILE AND FAMILY COURT JUDGES
2008 MCNAIRY COUNTY JUVENILE COURT STATISTICAL DATA**

Children* with Delinquent Referrals by Race and Sex for CY 2008

	White	African American	Native American	Asian	Mixed Race	Unknown Race	Total
Male	118	22	0	0	4	1	145
Female	51	9	0	0	1	1	62
Unknown Sex	0	0	0	0	0	0	
Totals	169	31	0	0	5	2	207

Children* with Status/Unruly Referrals by Race and Sex for CY 2008

	White	African American	Native American	Asian	Mixed Race	Unknown Race	Total
Male	37	13	0	0	0	0	50
Female	28	6	0	0	0	1	35
Unknown Sex	0	0	0	0	0	0	
Totals	65	19	0	0	0	1	85

Children* with Dependency/Neglect/Abuse Allegations by Race and Sex for CY 2008

	White	African American	Native American	Asian	Mixed Race	Unknown Race	Total
Male	1	0	0	0	0	0	1
Female	0	0	0	0	1	0	1
Unknown Sex	0	0	0	0	0	0	
Totals	1	0	0	0	1	0	2

* A child may be counted in more than one category

**TENNESSEE COUNCIL OF JUVENILE AND FAMILY COURT JUDGES
2008 MCNAIRY COUNTY JUVENILE COURT STATISTICAL DATA**

Delinquent Referrals by Race and Sex for CY 2008

	White	African American	Native American	Asian	Mixed Race	Unknown Race	Total
Male	160	34	0	0	4	1	199
Female	60	9	0	0	2	1	72
Unknown Sex	0	0	0	0	0	0	0
Totals	220	43	0	0	6	2	271

Status/Unruly Referrals by Race and Sex for CY 2008

	White	African American	Native American	Asian	Mixed Race	Unknown Race	Total
Male	42	18	0	0	0	0	60
Female	31	7	0	0	0	1	39
Unknown Sex	0	0	0	0	0	0	0
Totals	73	25	0	0	0	1	99

Dependency/Neglect/Abuse Allegations by Race and Sex for CY 2008

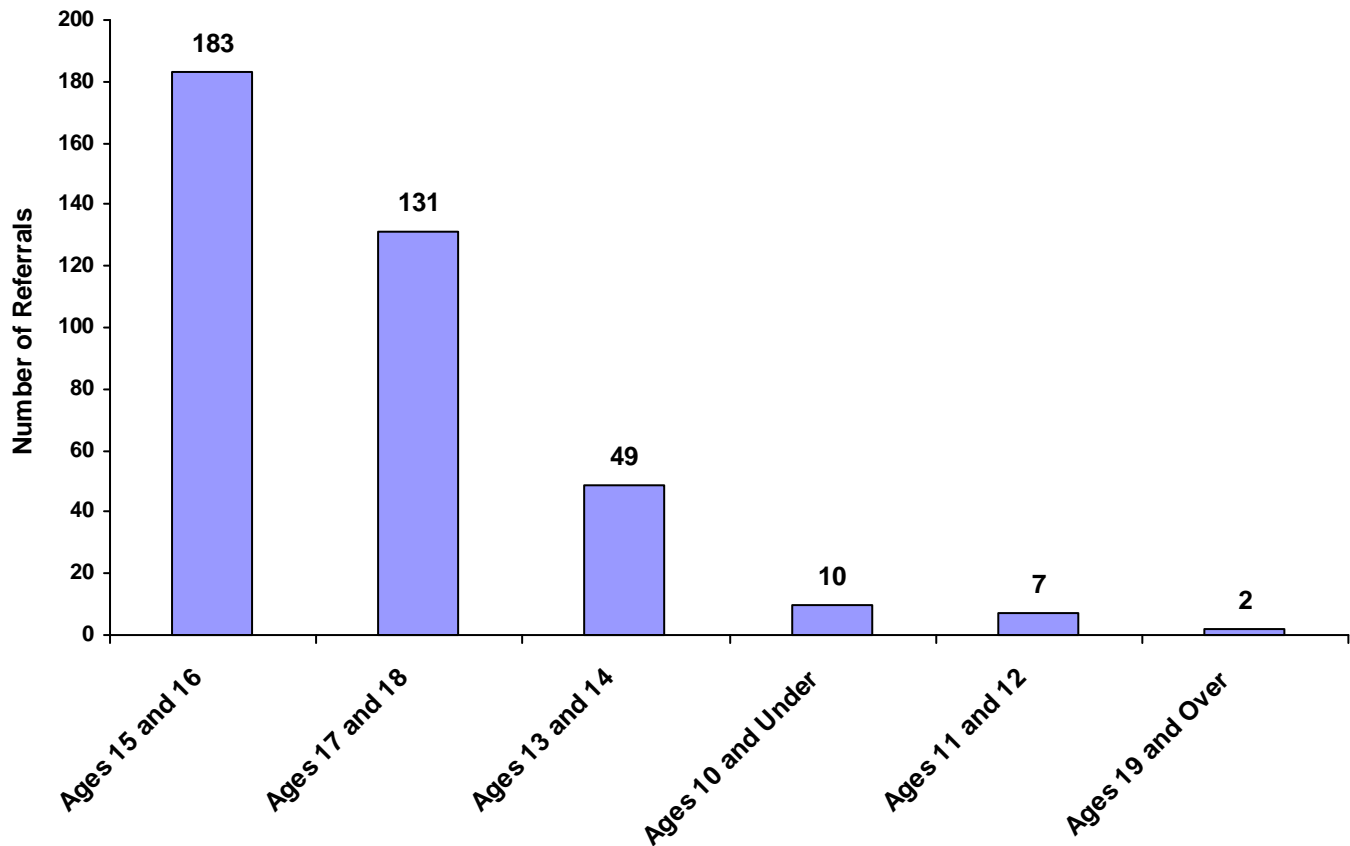
	White	African American	Native American	Asian	Mixed Race	Unknown Race	Total
Male	1	0	0	0	0	0	1
Female	0	0	0	0	1	0	1
Unknown Sex	0	0	0	0	0	0	0
Totals	1	0	0	0	1	0	2

**TENNESSEE COUNCIL OF JUVENILE AND FAMILY COURT JUDGES
2008 MCNAIRY COUNTY JUVENILE COURT STATISTICAL DATA**

Referrals by Age Group, Race and Sex for CY 2008

	White Male	African American Male	Other Race Male	White Female	African American Female	Other Race Female	Unknown Race or Sex	Total	% of Total Referrals
Birth through Age 10	7	0	0	1	1	1	0	10	2.62%
Ages 11 and 12	4	1	1	1	0	0	0	7	1.83%
Ages 13 and 14	23	13	0	10	3	0	0	49	12.83%
Ages 15 and 16	95	20	2	56	7	0	3	183	47.91%
Ages 17 and 18	79	18	1	25	5	3	0	131	34.29%
Ages 19 and Over	0	0	0	2	0	0	0	2	0.52%
All Age Group Totals	208	52	4	95	16	4	3	382	

Total Referrals by Age Group

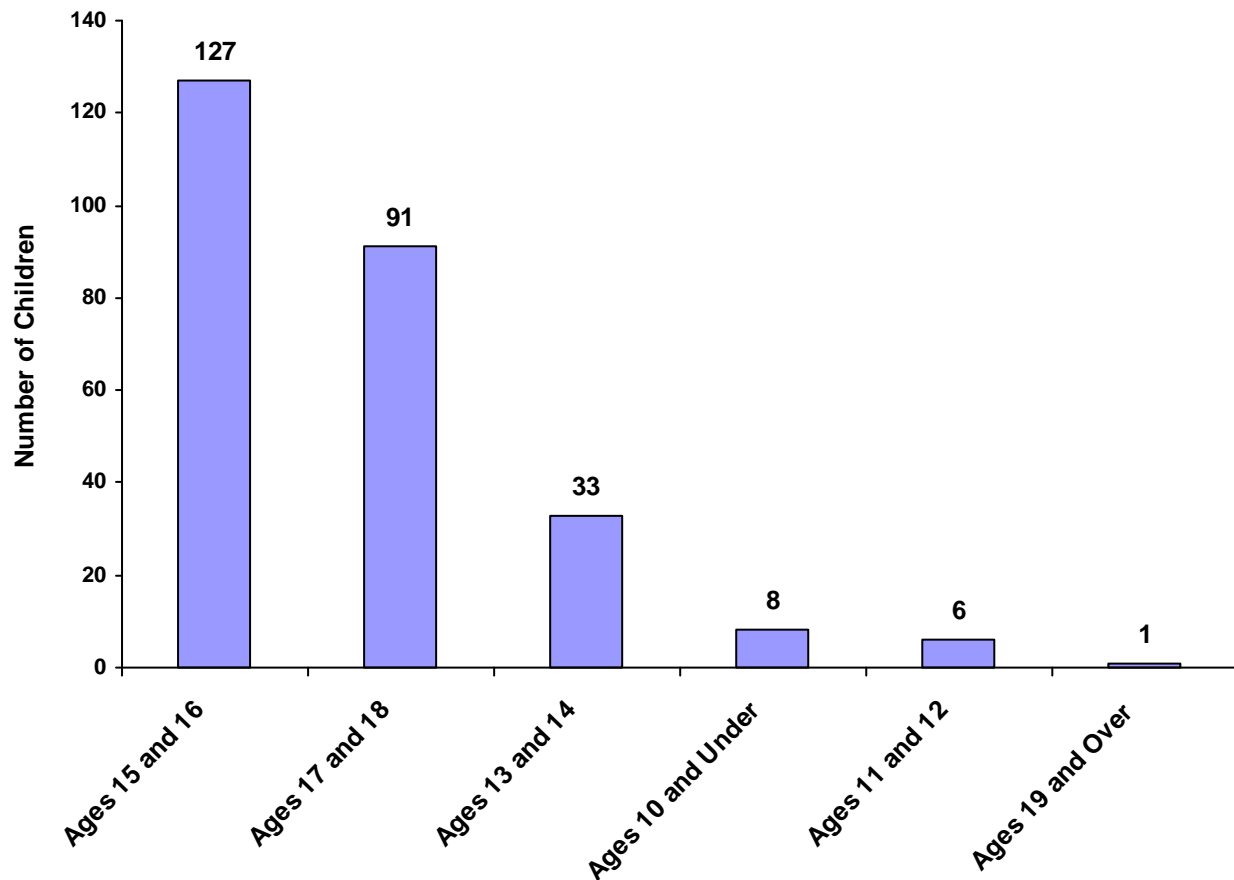


**TENNESSEE COUNCIL OF JUVENILE AND FAMILY COURT JUDGES
2008 MCNAIRY COUNTY JUVENILE COURT STATISTICAL DATA**

Children Referred by Age Group, Race and Sex for CY 2008

	White Male	African American Male	Other Race Male	White Female	African American Female	Other Race Female	Unknown Race or Sex	Total	% of All Children Referred
Ages 10 and Under	5	0	0	1	1	1	0	8	3.01%
Ages 11 through 12	3	1	1	1	0	0	0	6	2.26%
Ages 13 through 14	15	5	0	10	3	0	0	33	12.41%
Ages 15 through 16	61	14	2	42	6	0	2	127	47.74%
Ages 17 through 18	56	9	1	19	5	1	0	91	34.21%
Ages 19 and Over	0	0	0	1	0	0	0	1	0.38%
Total	140	29	4	74	15	2	2	266	

Total Children by Age Group

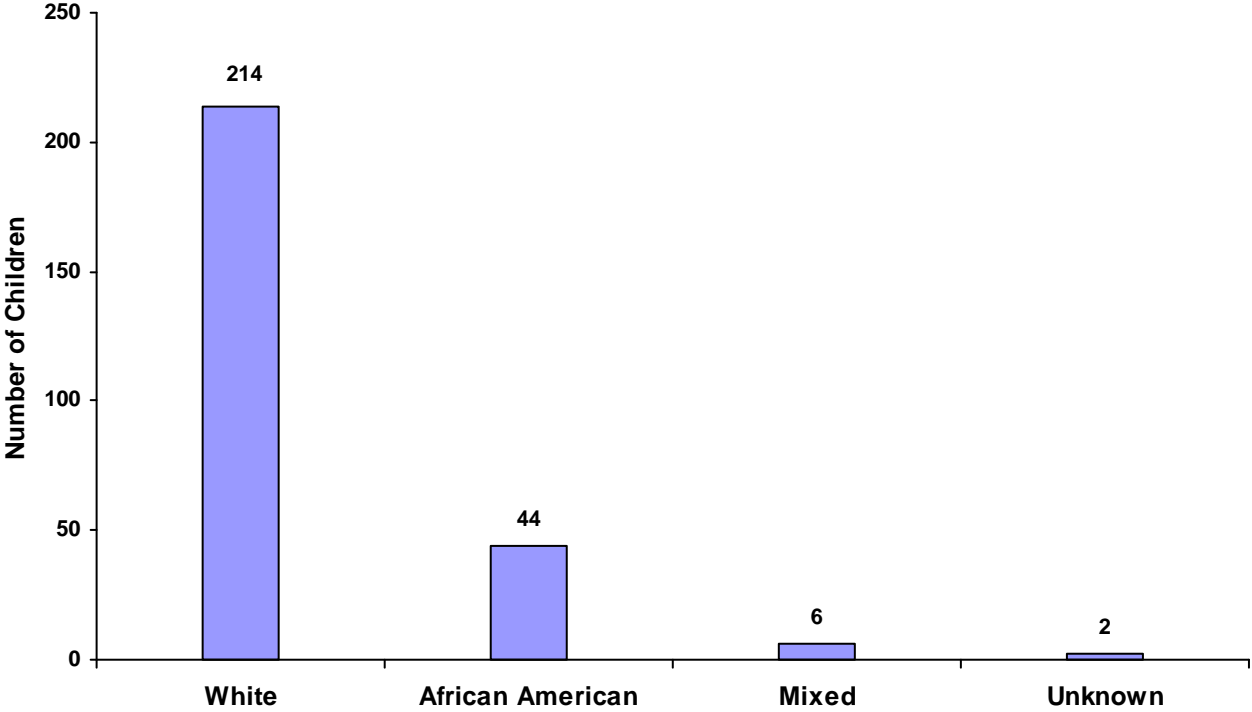


**TENNESSEE COUNCIL OF JUVENILE AND FAMILY COURT JUDGES
2008 MCNAIRY COUNTY JUVENILE COURT STATISTICAL DATA**

Children Referred by Race and Sex for CY 2008

Race	Male	Female	Unknown	Total
White	140	74	0	214
African American	29	15	0	44
Native American	0	0	0	0
Asian	0	0	0	0
Mixed	4	2	0	6
Unknown	1	1	0	2
Total	174	92	0	266

Total Children by Race

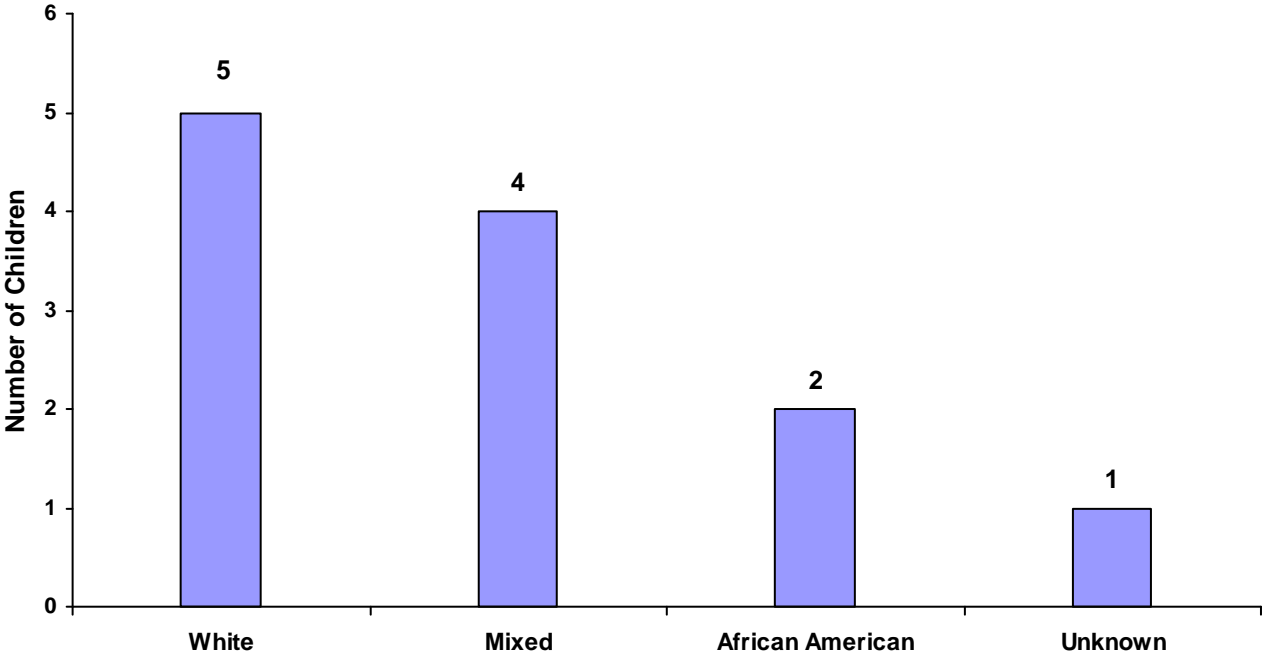


**TENNESSEE COUNCIL OF JUVENILE AND FAMILY COURT JUDGES
2008 MCNAIRY COUNTY JUVENILE COURT STATISTICAL DATA**

Children of Hispanic Origin by Race and Sex for CY 2008

Race	Male	Female	Unknown	Total
White	2	3	0	5
African American	2	0	0	2
Native American	0	0	0	0
Asian	0	0	0	0
Mixed	4	0	0	4
Unknown	1	0	0	1
Total	9	3	0	12

Total Children of Hispanic Origin by Race



**TENNESSEE COUNCIL OF JUVENILE AND FAMILY COURT JUDGES
2008 MCNAIRY COUNTY JUVENILE COURT STATISTICAL DATA**

Referrals by Type of Offense, Age Group, Race and Sex for CY 2008

	White Male	African American Male	Other Race Male	White Female	African American Female	Other Race Female	Unknown Race or Sex	Total
Delinquent								
Ages 10 and Under	7	0	0	1	0	0	0	8
Ages 11 through 12	2	1	1	0	0	0	0	4
Ages 13 through 14	14	9	0	3	1	0	0	27
Ages 15 through 16	72	10	2	35	4	0	2	125
Ages 17 through 18	65	14	1	21	4	2	0	107
Ages 19 and Over	0	0	0	0	0	0	0	0
Total	160	34	4	60	9	2	2	271
Status								
Ages 10 and Under	0	0	0	0	1	0	0	1
Ages 11 through 12	2	0	0	1	0	0	0	3
Ages 13 through 14	8	4	0	7	2	0	0	21
Ages 15 through 16	19	10	0	18	3	0	1	51
Ages 17 through 18	13	4	0	3	1	0	0	21
Ages 19 and Over	0	0	0	2	0	0	0	2
Total	42	18	0	31	7	0	1	99
Dependency and Neglect								
Ages 10 and Under	0	0	0	0	0	1	0	1
Ages 11 through 12	0	0	0	0	0	0	0	0
Ages 13 through 14	0	0	0	0	0	0	0	0
Ages 15 through 16	1	0	0	0	0	0	0	1
Ages 17 through 18	0	0	0	0	0	0	0	0
Ages 19 and Over	0	0	0	0	0	0	0	0
Total	1	0	0	0	0	1	0	2
Other Violations								
Ages 10 and Under	0	0	0	0	0	0	0	0
Ages 11 through 12	0	0	0	0	0	0	0	0
Ages 13 through 14	0	0	0	0	0	0	0	0
Ages 15 through 16	0	0	0	0	0	0	0	0
Ages 17 through 18	0	0	0	0	0	0	0	0
Ages 19 and Over	0	0	0	0	0	0	0	0
Total	0	0	0	0	0	0	0	0

**TENNESSEE COUNCIL OF JUVENILE AND FAMILY COURT JUDGES
2008 MCNAIRY COUNTY JUVENILE COURT STATISTICAL DATA**

Referrals by Type of Offense, Age Group, Race and Sex for CY 2008

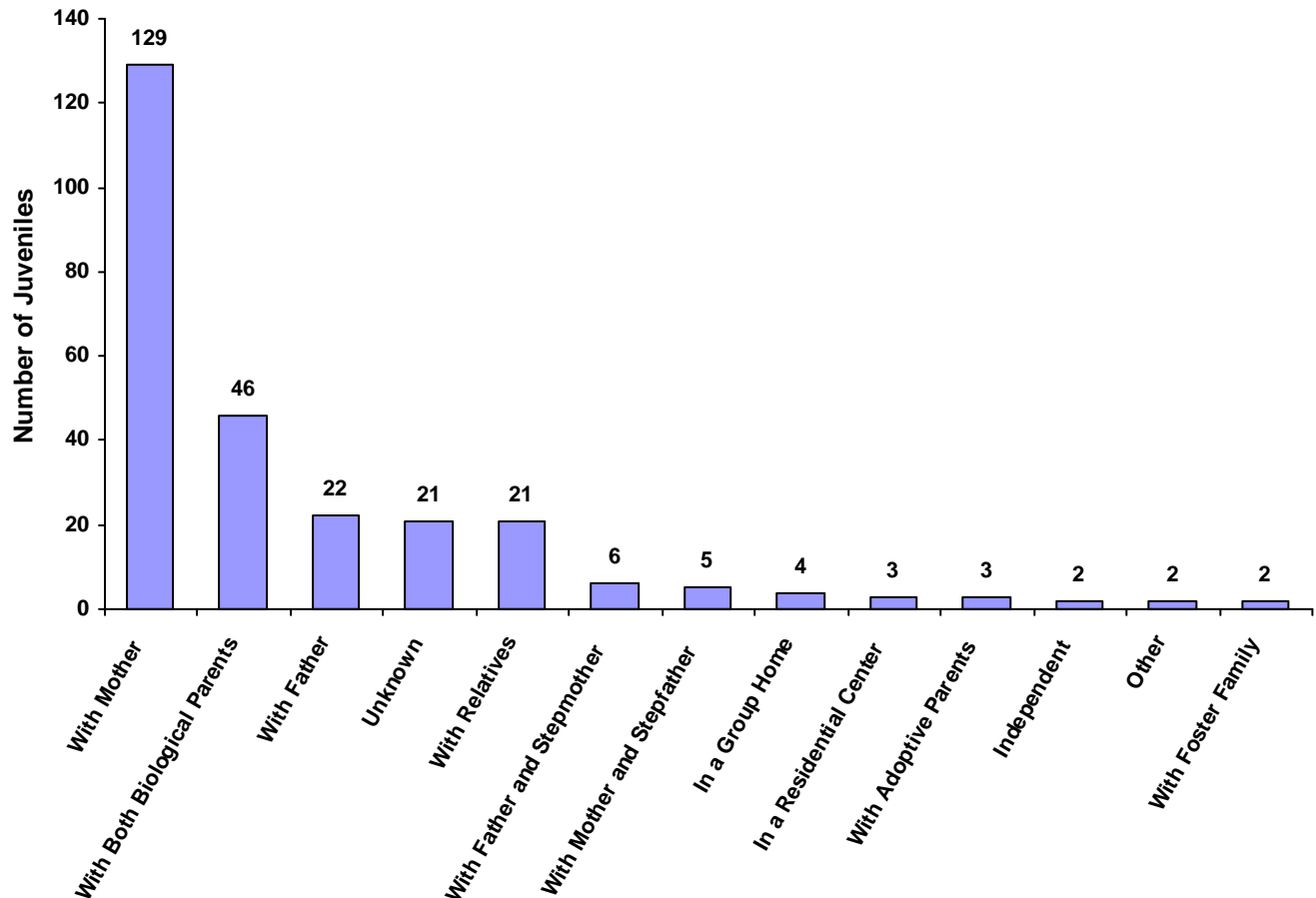
	White Male	African American Male	Other Race Male	White Female	African American Female	Other Race Female	Unknown Race or Sex	Total
Special Proceedings								
Ages 10 and Under	0	0	0	0	0	0	0	0
Ages 11 through 12	0	0	0	0	0	0	0	0
Ages 13 through 14	0	0	0	0	0	0	0	0
Ages 15 through 16	2	0	0	2	0	0	0	4
Ages 17 through 18	0	0	0	1	0	1	0	2
Ages 19 and Over	0	0	0	0	0	0	0	0
Total	2	0	0	3	0	1	0	6
Other								
Ages 10 and Under	0	0	0	0	0	0	0	0
Ages 11 through 12	0	0	0	0	0	0	0	0
Ages 13 through 14	1	0	0	0	0	0	0	1
Ages 15 through 16	1	0	0	1	0	0	0	2
Ages 17 through 18	1	0	0	0	0	0	0	1
Ages 19 and Over	0	0	0	0	0	0	0	0
Total	3	0	0	1	0	0	0	4
Grand Total	208	52	4	95	16	4	3	382

**TENNESSEE COUNCIL OF JUVENILE AND FAMILY COURT JUDGES
2008 MCNAIRY COUNTY JUVENILE COURT STATISTICAL DATA**

Living Arrangement of Juveniles by Race and Sex for CY 2008

	White Male	African American Male	Other Race Male	White Female	African American Female	Other Race Female	Unknown Race or Sex	Total	% of All Children Referred
With Both Biological Parents	26	2	0	14	4	0	0	46	17.29%
With Father and Stepmother	3	0	0	2	0	1	0	6	2.26%
With Mother and Stepfather	2	1	0	2	0	0	0	5	1.88%
With Mother	56	15	4	43	10	0	1	129	48.50%
With Father	16	0	0	6	0	0	0	22	8.27%
With Relatives	14	2	0	3	1	1	0	21	7.89%
With Adoptive Parents	2	1	0	0	0	0	0	3	1.13%
With Foster Family	1	1	0	0	0	0	0	2	0.75%
In a Group Home	0	4	0	0	0	0	0	4	1.50%
In a Residential Center	1	2	0	0	0	0	0	3	1.13%
In an Institution	0	0	0	0	0	0	0	0	0.00%
Independent	0	0	0	1	0	0	1	2	0.75%
Unknown	18	0	0	3	0	0	0	21	7.89%
Other	1	1	0	0	0	0	0	2	0.75%
Totals	140	29	4	74	15	2	2	266	

Living Arrangement of Juveniles



**TENNESSEE COUNCIL OF JUVENILE AND FAMILY COURT JUDGES
2008 MCNAIRY COUNTY JUVENILE COURT STATISTICAL DATA**

Last Grade Completed by Children by Race and Sex for CY 2008

	White Male	African American Male	Other Race Male	White Female	African American Female	Other Race Female	Unknown Race or Sex	Total	% of All Children Referred
Too Young for School	0	0	0	0	0	0	0	0	0.00%
Preschool	0	0	0	0	0	0	0	0	0.00%
Kindergarten	0	0	0	0	0	0	0	0	0.00%
1st Grade	2	0	0	0	1	0	0	3	1.13%
2nd Grade	0	0	0	0	0	0	0	0	0.00%
3rd Grade	0	0	0	0	0	0	0	0	0.00%
4th Grade	0	0	0	0	0	0	0	0	0.00%
5th Grade	2	1	0	1	0	0	0	4	1.50%
6th Grade	5	0	0	4	0	0	0	9	3.38%
7th Grade	9	4	0	0	1	0	0	14	5.26%
8th Grade	5	3	1	6	4	0	0	19	7.14%
9th Grade	17	5	1	13	4	0	0	40	15.04%
10th Grade	37	6	0	23	1	1	0	68	25.56%
11th Grade	16	3	0	9	2	0	0	30	11.28%
12th Grade	3	1	0	3	0	0	0	7	2.63%
Non-Graded Special Ed	0	2	0	0	0	0	0	2	0.75%
GED	3	1	0	0	1	0	1	6	2.26%
Graduated	0	1	0	1	0	0	0	2	0.75%
Never Attended School	0	0	0	0	0	1	0	1	0.38%
Unknown	36	2	1	12	1	0	0	52	19.55%
Other	5	0	1	2	0	0	1	9	3.38%
Totals	140	29	4	74	15	2	2	266	

Children Enrolled in School

	Children	% of All Children
Enrolled	225	84.59%
Not Enrolled	12	4.51%
Unknown	29	10.90%
	266	

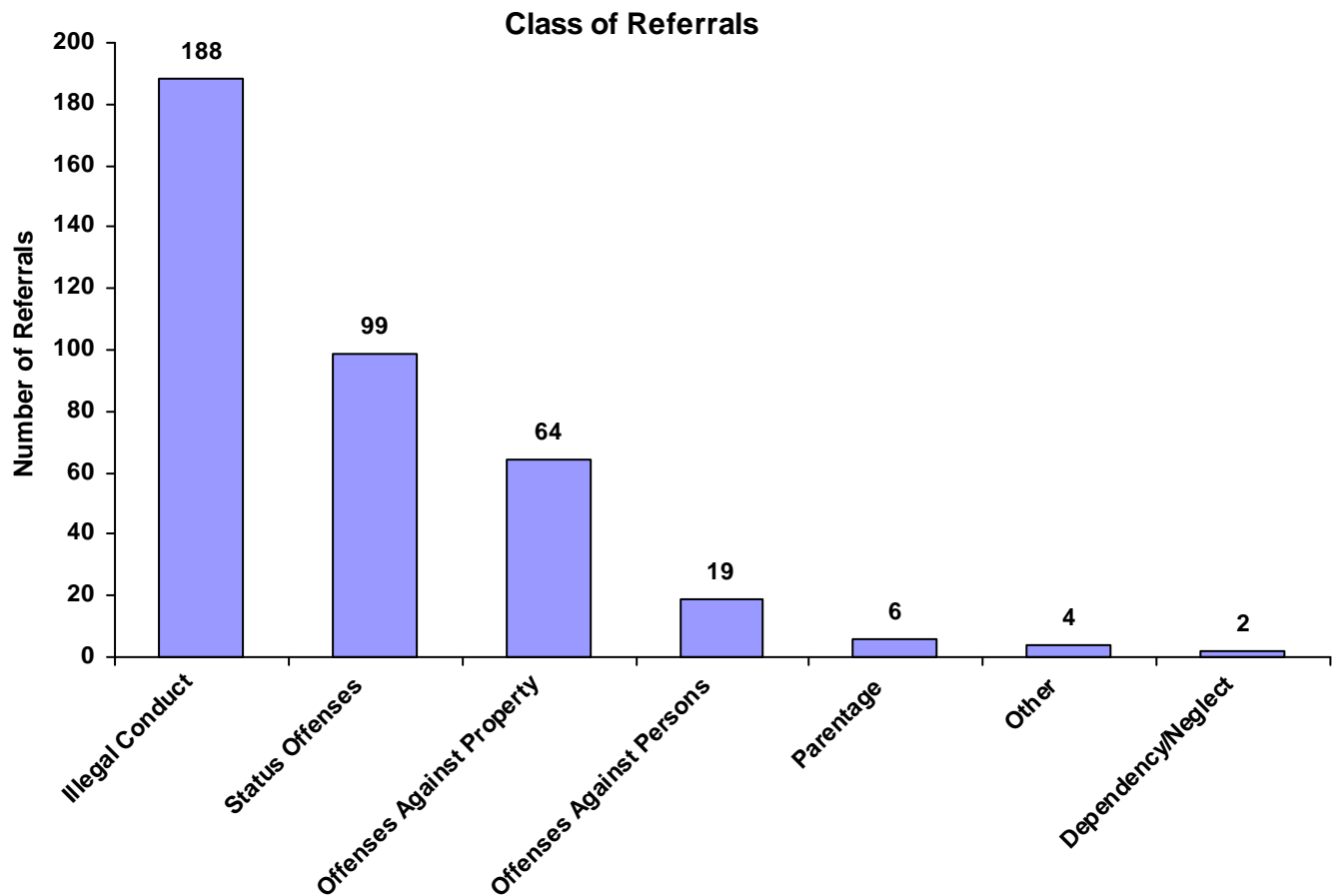
Children Enrolled in Special Education

	Children	% of All Children
Enrolled	48	18.05%
Not Enrolled	87	32.71%
Unknown	131	49.25%
	266	

**TENNESSEE COUNCIL OF JUVENILE AND FAMILY COURT JUDGES
2008 MCNAIRY COUNTY JUVENILE COURT STATISTICAL DATA**

Class of Referrals by Race and Sex for CY 2008

	White Male	African American Male	Other Race Male	White Female	African American Female	Other Race Female	Unknown Race or Sex	Total	% of Total Referrals
Offenses Against Persons	8	6	0	3	1	1	0	19	4.97%
Offenses Against Property	30	12	2	14	5	0	1	64	16.75%
Illegal Conduct	122	16	2	43	3	1	1	188	49.21%
Status Offenses	42	18	0	31	7	0	1	99	25.92%
Dependency/Neglect	1	0	0	0	0	1	0	2	0.52%
Other Violation Proceedings	0	0	0	0	0	0	0	0	0.00%
Parentage	2	0	0	3	0	1	0	6	1.57%
Special Proceedings	0	0	0	0	0	0	0	0	0.00%
Other	3	0	0	1	0	0	0	4	1.05%
Totals	208	52	4	95	16	4	3	382	



**TENNESSEE COUNCIL OF JUVENILE AND FAMILY COURT JUDGES
2008 MCNAIRY COUNTY JUVENILE COURT STATISTICAL DATA**

Referrals by Class and Type Of Offense by Race and Sex for CY 2008

	White Male	African American Male	Other Race Male	White Female	African American Female	Other Race Female	Unknown Race or Sex	Total
<u>Offenses Against Persons</u>								
Assault	3	3	0	2	1	1	0	10
Aggravated Sexual Battery	2	0	0	0	0	0	0	2
Aggravated Assault	0	2	0	0	0	0	0	2
Reckless Endangerment	2	0	0	0	0	0	0	2
Rape of a Child	1	0	0	0	0	0	0	1
Rape	0	1	0	0	0	0	0	1
Attempted Crime Against a Person	0	0	0	1	0	0	0	1
Criminal Homicide	0	0	0	0	0	0	0	0
1st Degree Murder	0	0	0	0	0	0	0	0
2nd Degree Murder	0	0	0	0	0	0	0	0
Aggravated Rape	0	0	0	0	0	0	0	0
Aggravated Vehicular Homicide	0	0	0	0	0	0	0	0
Esp. Aggravated Robbery	0	0	0	0	0	0	0	0
Esp. Aggravated Kidnapping	0	0	0	0	0	0	0	0
Aggravated Robbery	0	0	0	0	0	0	0	0
Aggravated Kidnapping	0	0	0	0	0	0	0	0
Aggravated Child Abuse / Neglect	0	0	0	0	0	0	0	0
Voluntary Manslaughter	0	0	0	0	0	0	0	0
Vehicular Homicide	0	0	0	0	0	0	0	0
Sexual Abuse of a Child	0	0	0	0	0	0	0	0
Other Sexual Offenses	0	0	0	0	0	0	0	0
Robbery	0	0	0	0	0	0	0	0
Criminally Negligent Homicide	0	0	0	0	0	0	0	0
Totals	8	6	0	3	1	1	0	19
<u>Offenses Against Property</u>								
Theft of Property	10	5	2	12	3	0	1	33
Vandalism	13	4	0	2	2	0	0	21
Burglary	4	2	0	0	0	0	0	6
Aggravated Burglary	2	1	0	0	0	0	0	3
Forgery	1	0	0	0	0	0	0	1
Aggravated Arson	0	0	0	0	0	0	0	0
Arson	0	0	0	0	0	0	0	0
Worthless Checks	0	0	0	0	0	0	0	0
Illegal Poss/Use of Credit/Debit Cards	0	0	0	0	0	0	0	0
Unauthorized Use of a Vehicle	0	0	0	0	0	0	0	0
Cruelty to Animals	0	0	0	0	0	0	0	0
Totals	30	12	2	14	5	0	1	64

**TENNESSEE COUNCIL OF JUVENILE AND FAMILY COURT JUDGES
2008 MCNAIRY COUNTY JUVENILE COURT STATISTICAL DATA**

Referrals by Class and Type Of Offense by Race and Sex for CY 2008

	White Male	African American Male	Other Race Male	White Female	African American Female	Other Race Female	Unknown Race or Sex	Total
<u>Illegal Conduct</u>								
Traffic	90	4	2	28	1	0	0	125
Possession of Controlled Substances	6	0	0	6	2	0	1	15
Possession/Consumption of Alcohol	8	0	0	3	0	0	0	11
Violation of Probation	4	3	0	2	0	0	0	9
Public Intoxication	3	2	0	2	0	0	0	7
Criminal Trespass	2	2	0	0	0	1	0	5
Disorderly Conduct	1	3	0	0	0	0	0	4
Other Drug Offenses	2	0	0	1	0	0	0	3
Resist Stop/Frisk/Halt/Arrest/Search	1	1	0	0	0	0	0	2
Aggravated Criminal Trespass	2	0	0	0	0	0	0	2
Violation of Wildlife Regulations	2	0	0	0	0	0	0	2
Unlawful Carrying / Poss of a Weapon	0	1	0	0	0	0	0	1
Evading Arrest	1	0	0	0	0	0	0	1
Driving Under Influence (DUI)	0	0	0	1	0	0	0	1
Sale of Controlled Substances	0	0	0	0	0	0	0	0
Criminal Attempt	0	0	0	0	0	0	0	0
Carrying Weapons on School Property	0	0	0	0	0	0	0	0
Escape	0	0	0	0	0	0	0	0
Harassment	0	0	0	0	0	0	0	0
Failure to Appear	0	0	0	0	0	0	0	0
Filing a False Police Report	0	0	0	0	0	0	0	0
Criminal Impersonation	0	0	0	0	0	0	0	0
Gambling	0	0	0	0	0	0	0	0
Local Ordinances	0	0	0	0	0	0	0	0
Contempt of Court	0	0	0	0	0	0	0	0
Violation of Aftercare	0	0	0	0	0	0	0	0
Totals	122	16	2	43	3	1	1	188
<u>Status Offenses</u>								
Possession of Tobacco Products	22	2	0	3	0	0	0	27
Unruly Behavior	8	4	0	11	2	0	0	25
Truancy	7	1	0	7	4	0	1	20
In-State Runaway	2	6	0	5	1	0	0	14
Violation of Curfew	3	3	0	4	0	0	0	10
Violation of a Valid Court Order	0	2	0	1	0	0	0	3
Out-of-State Runaway	0	0	0	0	0	0	0	0
Totals	42	18	0	31	7	0	1	99
<u>Dependency/Neglect</u>								
Dependency / Neglect	1	0	0	0	0	1	0	2
Sexually Abused Child	0	0	0	0	0	0	0	0
Physically Abused Child	0	0	0	0	0	0	0	0
Termination of Parental Rights	0	0	0	0	0	0	0	0
Totals	1	0	0	0	0	1	0	2

**TENNESSEE COUNCIL OF JUVENILE AND FAMILY COURT JUDGES
2008 MCNAIRY COUNTY JUVENILE COURT STATISTICAL DATA**

Referrals by Class and Type Of Offense by Race and Sex for CY 2008

	White Male	African American Male	Other Race Male	White Female	African American Female	Other Race Female	Unknown Race or Sex	Total
<u>Other Violation Proceedings</u>								
Violation of Pretrial Diversion	0	0	0	0	0	0	0	0
Violation of Informal Adjustment	0	0	0	0	0	0	0	0
Totals	0	0	0	0	0	0	0	0
<u>Parentage</u>								
Custody	2	0	0	3	0	1	0	6
Visitation	0	0	0	0	0	0	0	0
Paternity / Legitimation	0	0	0	0	0	0	0	0
Child Support	0	0	0	0	0	0	0	0
Totals	2	0	0	3	0	1	0	6
<u>Special Proceedings</u>								
Judicial Review	0	0	0	0	0	0	0	0
Administrative Review	0	0	0	0	0	0	0	0
Foster Care Review	0	0	0	0	0	0	0	0
Request for Medical Treatment	0	0	0	0	0	0	0	0
Consent to Marry	0	0	0	0	0	0	0	0
Totals	0	0	0	0	0	0	0	0
<u>Other</u>								
Other	3	0	0	1	0	0	0	4
Totals	3	0	0	1	0	0	0	4
All Referral Totals	208	52	4	95	16	4	3	382

**TENNESSEE COUNCIL OF JUVENILE AND FAMILY COURT JUDGES
2008 MCNAIRY COUNTY JUVENILE COURT STATISTICAL DATA**

Referral Reasons by Type of Offense, Race and Sex for CY 2008

	White Male	African American Male	Other Race Male	White Female	African American Female	Other Race Female	Unknown Race or Sex	Total
Delinquent								
Traffic	90	4	2	28	1	0	0	125
Theft of Property	10	5	2	12	3	0	1	33
Vandalism	13	4	0	2	2	0	0	21
Possession of Controlled Substances	6	0	0	6	2	0	1	15
Possession/Consumption of Alcohol	8	0	0	3	0	0	0	11
Assault	3	3	0	2	1	1	0	10
Violation of Probation	4	3	0	2	0	0	0	9
Public Intoxication	3	2	0	2	0	0	0	7
Burglary	4	2	0	0	0	0	0	6
Criminal Trespass	2	2	0	0	0	1	0	5
Disorderly Conduct	1	3	0	0	0	0	0	4
Aggravated Burglary	2	1	0	0	0	0	0	3
Other Drug Offenses	2	0	0	1	0	0	0	3
Aggravated Sexual Battery	2	0	0	0	0	0	0	2
Aggravated Assault	0	2	0	0	0	0	0	2
Reckless Endangerment	2	0	0	0	0	0	0	2
Resist Stop/Frisk/Halt/Arrest/Search	1	1	0	0	0	0	0	2
Aggravated Criminal Trespass	2	0	0	0	0	0	0	2
Violation of Wildlife Regulations	2	0	0	0	0	0	0	2
Rape of a Child	1	0	0	0	0	0	0	1
Rape	0	1	0	0	0	0	0	1
Attempted Crime Against a Person	0	0	0	1	0	0	0	1
Forgery	1	0	0	0	0	0	0	1
Unlawful Carrying / Poss of a Weapon	0	1	0	0	0	0	0	1
Evading Arrest	1	0	0	0	0	0	0	1
Driving Under Influence (DUI)	0	0	0	1	0	0	0	1
Criminal Homicide	0	0	0	0	0	0	0	0
1st Degree Murder	0	0	0	0	0	0	0	0
2nd Degree Murder	0	0	0	0	0	0	0	0
Aggravated Rape	0	0	0	0	0	0	0	0
Aggravated Vehicular Homicide	0	0	0	0	0	0	0	0
Esp. Aggravated Robbery	0	0	0	0	0	0	0	0
Esp. Aggravated Kidnapping	0	0	0	0	0	0	0	0
Aggravated Robbery	0	0	0	0	0	0	0	0
Aggravated Kidnapping	0	0	0	0	0	0	0	0
Aggravated Child Abuse / Neglect	0	0	0	0	0	0	0	0
Voluntary Manslaughter	0	0	0	0	0	0	0	0
Vehicular Homicide	0	0	0	0	0	0	0	0
Sexual Abuse of a Child	0	0	0	0	0	0	0	0
Other Sexual Offenses	0	0	0	0	0	0	0	0
Robbery	0	0	0	0	0	0	0	0
Criminally Negligent Homicide	0	0	0	0	0	0	0	0
Aggravated Arson	0	0	0	0	0	0	0	0
Arson	0	0	0	0	0	0	0	0
Worthless Checks	0	0	0	0	0	0	0	0
Illegal Poss/Use of Credit/Debit Cards	0	0	0	0	0	0	0	0
Unauthorized Use of a Vehicle	0	0	0	0	0	0	0	0
Cruelty to Animals	0	0	0	0	0	0	0	0
Sale of Controlled Substances	0	0	0	0	0	0	0	0
Criminal Attempt	0	0	0	0	0	0	0	0
Carrying Weapons on School Property	0	0	0	0	0	0	0	0
Escape	0	0	0	0	0	0	0	0

**TENNESSEE COUNCIL OF JUVENILE AND FAMILY COURT JUDGES
2008 MCNAIRY COUNTY JUVENILE COURT STATISTICAL DATA**

Referral Reasons by Type of Offense, Race and Sex for CY 2008

	White Male	African American Male	Other Race Male	White Female	African American Female	Other Race Female	Unknown Race or Sex	Total
<u>Delinquent</u>								
Harassment	0	0	0	0	0	0	0	0
Failure to Appear	0	0	0	0	0	0	0	0
Filing a False Police Report	0	0	0	0	0	0	0	0
Criminal Impersonation	0	0	0	0	0	0	0	0
Gambling	0	0	0	0	0	0	0	0
Local Ordinances	0	0	0	0	0	0	0	0
Contempt of Court	0	0	0	0	0	0	0	0
Violation of Aftercare	0	0	0	0	0	0	0	0
Totals	160	34	4	60	9	2	2	271
<u>Status</u>								
Possession of Tobacco Products	22	2	0	3	0	0	0	27
Unruly Behavior	8	4	0	11	2	0	0	25
Truancy	7	1	0	7	4	0	1	20
In-State Runaway	2	6	0	5	1	0	0	14
Violation of Curfew	3	3	0	4	0	0	0	10
Violation of a Valid Court Order	0	2	0	1	0	0	0	3
Out-of-State Runaway	0	0	0	0	0	0	0	0
Totals	42	18	0	31	7	0	1	99
<u>Dependency and Neglect</u>								
Dependency / Neglect	1	0	0	0	0	1	0	2
Sexually Abused Child	0	0	0	0	0	0	0	0
Physically Abused Child	0	0	0	0	0	0	0	0
Termination of Parental Rights	0	0	0	0	0	0	0	0
Totals	1	0	0	0	0	1	0	2
<u>Other Violations</u>								
Violation of Pretrial Diversion	0	0	0	0	0	0	0	0
Violation of Informal Adjustment	0	0	0	0	0	0	0	0
Totals	0	0	0	0	0	0	0	0
<u>Special Proceedings</u>								
Custody	2	0	0	3	0	1	0	6
Judicial Review	0	0	0	0	0	0	0	0
Administrative Review	0	0	0	0	0	0	0	0
Foster Care Review	0	0	0	0	0	0	0	0
Visitation	0	0	0	0	0	0	0	0
Paternity / Legitimation	0	0	0	0	0	0	0	0
Child Support	0	0	0	0	0	0	0	0
Request for Medical Treatment	0	0	0	0	0	0	0	0
Consent to Marry	0	0	0	0	0	0	0	0
Totals	2	0	0	3	0	1	0	6
<u>Other</u>								
Other	3	0	0	1	0	0	0	4
Totals	3	0	0	1	0	0	0	4
All Referral Totals	208	52	4	95	16	4	3	382

**TENNESSEE COUNCIL OF JUVENILE AND FAMILY COURT JUDGES
2008 MCNAIRY COUNTY JUVENILE COURT STATISTICAL DATA**

Top 4 Referral Reasons by Race and Sex for CY 2008

Sex	Race	Referral Reason	Total
Male			
	White	1. Traffic	90
		2. Possession of Tobacco Products	22
		3. Vandalism	13
		4. Theft of Property	10
	African American	1. In-State Runaway	6
		2. Theft of Property	5
		3. Traffic	4
		4. Vandalism	4
	Other Race	1. Theft of Property	2
		2. Traffic	2
Female			
	White	1. Traffic	28
		2. Theft of Property	12
		3. Unruly Behavior	11
		4. Truancy	7
	African American	1. Truancy	4
		2. Theft of Property	3
		3. Unruly Behavior	2
		4. Possession of Controlled Substances	2
	Other Race	1. Assault	1
		2. Criminal Trespass	1
		3. Custody	1
		4. Dependency / Neglect	1
Unknown			
	Unknown	1. Truancy	1
		2. Possession of Controlled Substances	1
		3. Theft of Property	1

**TENNESSEE COUNCIL OF JUVENILE AND FAMILY COURT JUDGES
2008 MCNAIRY COUNTY JUVENILE COURT STATISTICAL DATA**

Top 4 Referral Reasons by Race and Sex and by Type of Offense for CY 2008

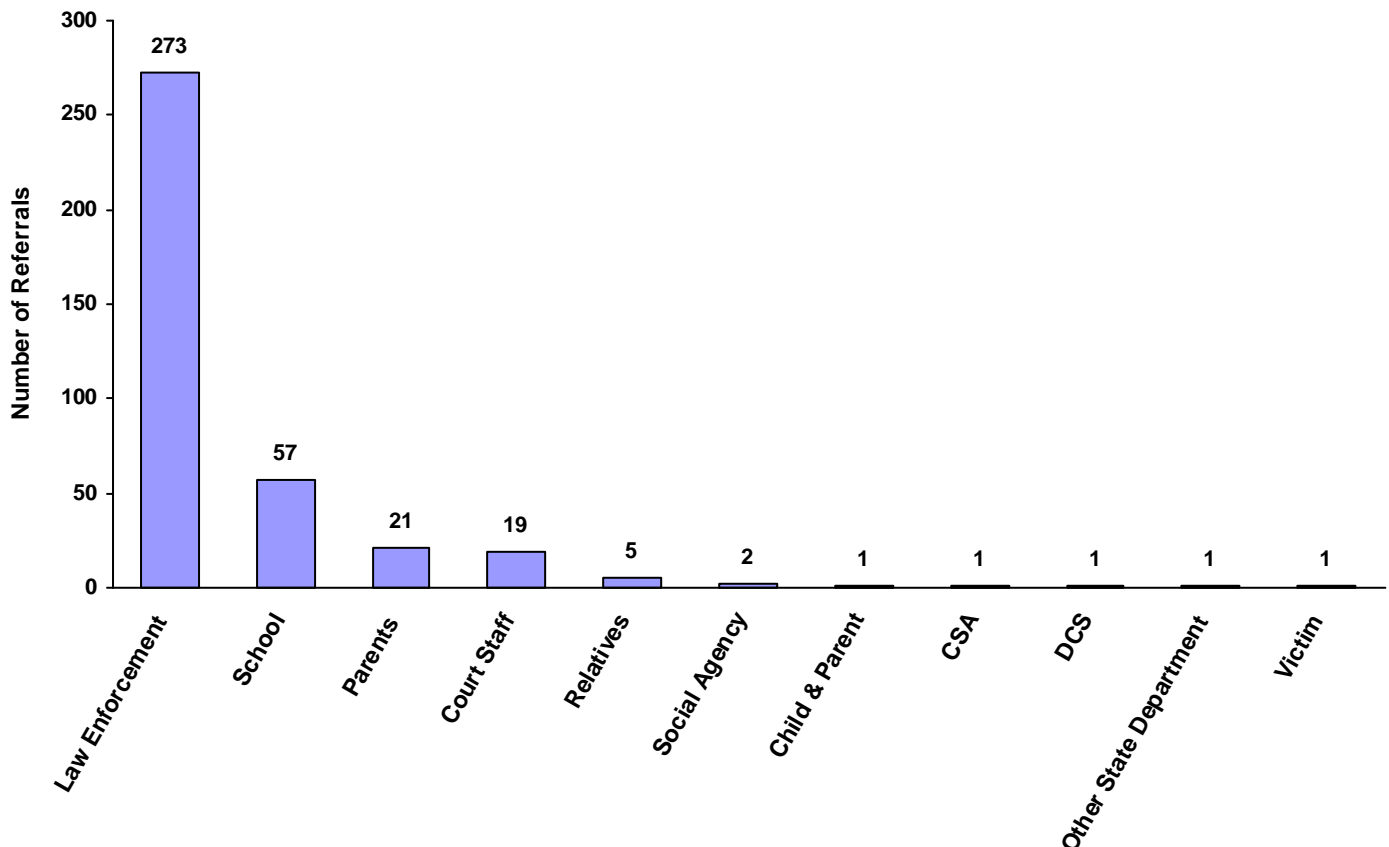
Sex	Race	Referral Type	Referral Reason	Total		
Male	White	Delinquent	1. Traffic	90		
			2. Vandalism	13		
			3. Theft of Property	10		
			4. Possession/Consumption of Alcohol	8		
		Status	1. Possession of Tobacco Products	22		
			2. Unruly Behavior	8		
			3. Truancy	7		
		Dependency and Neglect	4. Violation of Curfew	3		
			1. Dependency / Neglect	1		
			Special Proceedings	1. Custody	2	
Other	1. Other	3				
Male	African American	Delinquent	1. Theft of Property	5		
			2. Traffic	4		
			3. Vandalism	4		
			4. Violation of Probation	3		
		Status	1. In-State Runaway	6		
			2. Unruly Behavior	4		
			3. Violation of Curfew	3		
			4. Violation of a Valid Court Order	2		
		Male	Other Race	Delinquent	1. Theft of Property	2
					2. Traffic	2
Female	White	Delinquent	1. Traffic	28		
			2. Theft of Property	12		
			3. Possession of Controlled Substances	6		
			4. Possession/Consumption of Alcohol	3		
		Status	1. Unruly Behavior	11		
			2. Truancy	7		
			3. In-State Runaway	5		
			4. Violation of Curfew	4		
		Special Proceedings	1. Custody	3		
			Other	1. Other	1	
Female	African American	Delinquent	1. Theft of Property	3		
			2. Vandalism	2		
			3. Possession of Controlled Substances	2		
			4. Traffic	1		
		Status	1. Truancy	4		
			2. Unruly Behavior	2		
			3. In-State Runaway	1		
Female	Other Race	Delinquent	1. Assault	1		
			2. Criminal Trespass	1		
		Dependency and Neglect	1. Dependency / Neglect	1		
			Special Proceedings	1. Custody	1	
		Unknown	Unknown	Delinquent	1. Possession of Controlled Substances	1
2. Theft of Property	1					
Status	1. Truancy			1		

**TENNESSEE COUNCIL OF JUVENILE AND FAMILY COURT JUDGES
2008 MCNAIRY COUNTY JUVENILE COURT STATISTICAL DATA**

Source of Referrals by Race and Sex for CY 2008

	White Male	African American Male	Other Race Male	White Female	African American Female	Other Race Female	Unknown Race or Sex	Total	% of Total Referrals
Law Enforcement	157	36	4	62	10	2	2	273	71.47%
Parents	9	2	0	9	0	1	0	21	5.50%
Relatives	3	0	0	1	0	1	0	5	1.31%
Self	0	0	0	0	0	0	0	0	0.00%
School	32	4	0	14	6	0	1	57	14.92%
CSA	0	1	0	0	0	0	0	1	0.26%
DCS	0	1	0	0	0	0	0	1	0.26%
Other State Department	0	1	0	0	0	0	0	1	0.26%
District Attorney's Office	0	0	0	0	0	0	0	0	0.00%
Court Staff	7	4	0	8	0	0	0	19	4.97%
Social Agency	0	2	0	0	0	0	0	2	0.52%
Other Court	0	0	0	0	0	0	0	0	0.00%
Victim	0	1	0	0	0	0	0	1	0.26%
Child & Parent	0	0	0	1	0	0	0	1	0.26%
Hospital	0	0	0	0	0	0	0	0	0.00%
Unknown	0	0	0	0	0	0	0	0	0.00%
Other	0	0	0	0	0	0	0	0	0.00%
Totals	208	52	4	95	16	4	3	382	

Total Source of Referrals



**TENNESSEE COUNCIL OF JUVENILE AND FAMILY COURT JUDGES
2008 MCNAIRY COUNTY JUVENILE COURT STATISTICAL DATA**

Six Most Frequent Referral Reasons by Source, Race and Sex for CY 2008

	White Male	African American Male	Other Race Male	White Female	African American Female	Other Race Female	Unknown Race or Sex	Total
<u>Law Enforcement</u>								
1. Traffic	90	4	2	28	1	0	0	125
2. Theft of Property	10	4	2	12	3	0	1	32
3. Vandalism	12	3	0	2	2	0	0	19
4. Possession / Consumption of Alcohol	7	0	0	3	0	0	0	10
5. Violation of Curfew	3	3	0	4	0	0	0	10
6. Possession of Controlled Substances	6	0	0	2	0	0	1	9
<u>Parents</u>								
1. Unruly Behavior	4	2	0	4	0	0	0	10
2. In-State Runaway	2	0	0	4	0	0	0	6
3. Custody	0	0	0	1	0	1	0	2
4. Burglary	1	0	0	0	0	0	0	1
5. Forgery	1	0	0	0	0	0	0	1
6. Vandalism	1	0	0	0	0	0	0	1
<u>Relatives</u>								
1. Custody	1	0	0	1	0	0	0	2
2. Dependency / Neglect	0	0	0	0	0	1	0	1
3. Reckless Endangerment	1	0	0	0	0	0	0	1
4. Unruly Behavior	1	0	0	0	0	0	0	1
5. NO REFERRAL SUBMITTED	0	0	0	0	0	0	0	0
<u>Self</u>								
1. NO REFERRAL SUBMITTED	0	0	0	0	0	0	0	0
<u>School</u>								
1. Possession of Tobacco Products	17	2	0	3	0	0	0	22
2. Truancy	6	1	0	7	4	0	1	19
3. Possession of Controlled Substances	0	0	0	3	2	0	0	5
4. Other	2	0	0	1	0	0	0	3
5. Disorderly Conduct	1	1	0	0	0	0	0	2
6. Unruly Behavior	2	0	0	0	0	0	0	2
<u>Community Service Agencies</u>								
1. In-State Runaway	0	1	0	0	0	0	0	1
2. NO REFERRAL SUBMITTED	0	0	0	0	0	0	0	0
<u>Department of Children's Services</u>								
1. Violation of Probation	0	1	0	0	0	0	0	1
2. NO REFERRAL SUBMITTED	0	0	0	0	0	0	0	0
<u>Other State Department</u>								
1. Assault	0	1	0	0	0	0	0	1
2. NO REFERRAL SUBMITTED	0	0	0	0	0	0	0	0
<u>District Attorney's Office</u>								
1. NO REFERRAL SUBMITTED	0	0	0	0	0	0	0	0

**TENNESSEE COUNCIL OF JUVENILE AND FAMILY COURT JUDGES
2008 MCNAIRY COUNTY JUVENILE COURT STATISTICAL DATA**

Six Most Frequent Referral Reasons by Source, Race and Sex for CY 2008

	White Male	African American Male	Other Race Male	White Female	African American Female	Other Race Female	Unknown Race or Sex	Total
<u>Court Staff</u>								
1. Violation of Probation	3	1	0	2	0	0	0	6
2. Unruly Behavior	1	1	0	3	0	0	0	5
3. Public Intoxication	0	1	0	2	0	0	0	3
4. Aggravated Assault	0	1	0	0	0	0	0	1
5. Assault	1	0	0	0	0	0	0	1
6. Custody	1	0	0	0	0	0	0	1
<u>Social Agency</u>								
1. In-State Runaway	0	1	0	0	0	0	0	1
2. Vandalism	0	1	0	0	0	0	0	1
3. NO REFERRAL SUBMITTED	0	0	0	0	0	0	0	0
<u>Other Court</u>								
1. NO REFERRAL SUBMITTED	0	0	0	0	0	0	0	0
<u>Victim</u>								
1. Theft of Property	0	1	0	0	0	0	0	1
2. NO REFERRAL SUBMITTED	0	0	0	0	0	0	0	0
<u>Child & Parent</u>								
1. Custody	0	0	0	1	0	0	0	1
2. NO REFERRAL SUBMITTED	0	0	0	0	0	0	0	0
<u>Hospital</u>								
1. NO REFERRAL SUBMITTED	0	0	0	0	0	0	0	0
<u>Unknown</u>								
1. NO REFERRAL SUBMITTED	0	0	0	0	0	0	0	0
<u>Other</u>								
1. NO REFERRAL SUBMITTED	0	0	0	0	0	0	0	0

**TENNESSEE COUNCIL OF JUVENILE AND FAMILY COURT JUDGES
2008 MCNAIRY COUNTY JUVENILE COURT STATISTICAL DATA**

Source of Referrals by Type of Offense, Race and Sex for CY 2008

	White Male	African American Male	Other Race Male	White Female	African American Female	Other Race Female	Unknown Race or Sex	Total
<u>Delinquent</u>								
Law Enforcement	147	26	4	52	7	2	2	240
Court Staff	4	3	0	5	0	0	0	12
School	5	1	0	3	2	0	0	11
Parents	3	0	0	0	0	0	0	3
DCS	0	1	0	0	0	0	0	1
Other State Department	0	1	0	0	0	0	0	1
Relatives	1	0	0	0	0	0	0	1
Social Agency	0	1	0	0	0	0	0	1
Victim	0	1	0	0	0	0	0	1
Child & Parent	0	0	0	0	0	0	0	0
CSA	0	0	0	0	0	0	0	0
District Attorney's Office	0	0	0	0	0	0	0	0
Hospital	0	0	0	0	0	0	0	0
Other	0	0	0	0	0	0	0	0
Other Court	0	0	0	0	0	0	0	0
Self	0	0	0	0	0	0	0	0
Unknown	0	0	0	0	0	0	0	0
Totals	160	34	4	60	9	2	2	271

<u>Status/Unruly</u>								
School	25	3	0	10	4	0	1	43
Law Enforcement	9	10	0	10	3	0	0	32
Parents	6	2	0	8	0	0	0	16
Court Staff	1	1	0	3	0	0	0	5
CSA	0	1	0	0	0	0	0	1
Relatives	1	0	0	0	0	0	0	1
Social Agency	0	1	0	0	0	0	0	1
Child & Parent	0	0	0	0	0	0	0	0
DCS	0	0	0	0	0	0	0	0
District Attorney's Office	0	0	0	0	0	0	0	0
Hospital	0	0	0	0	0	0	0	0
Other	0	0	0	0	0	0	0	0
Other Court	0	0	0	0	0	0	0	0
Other State Department	0	0	0	0	0	0	0	0
Self	0	0	0	0	0	0	0	0
Unknown	0	0	0	0	0	0	0	0
Victim	0	0	0	0	0	0	0	0
Totals	42	18	0	31	7	0	1	99

**TENNESSEE COUNCIL OF JUVENILE AND FAMILY COURT JUDGES
2008 MCNAIRY COUNTY JUVENILE COURT STATISTICAL DATA**

Source of Referrals by Type of Offense, Race and Sex for CY 2008

	White Male	African American Male	Other Race Male	White Female	African American Female	Other Race Female	Unknown Race or Sex	Total
<u>Dependency and Neglect</u>								
Court Staff	1	0	0	0	0	0	0	1
Relatives	0	0	0	0	0	1	0	1
Child & Parent	0	0	0	0	0	0	0	0
CSA	0	0	0	0	0	0	0	0
DCS	0	0	0	0	0	0	0	0
District Attorney's Office	0	0	0	0	0	0	0	0
Hospital	0	0	0	0	0	0	0	0
Law Enforcement	0	0	0	0	0	0	0	0
Other	0	0	0	0	0	0	0	0
Other Court	0	0	0	0	0	0	0	0
Other State Department	0	0	0	0	0	0	0	0
Parents	0	0	0	0	0	0	0	0
School	0	0	0	0	0	0	0	0
Self	0	0	0	0	0	0	0	0
Social Agency	0	0	0	0	0	0	0	0
Unknown	0	0	0	0	0	0	0	0
Victim	0	0	0	0	0	0	0	0
Totals	1	0	0	0	0	1	0	2

<u>Other Violations</u>								
Child & Parent	0	0	0	0	0	0	0	0
Court Staff	0	0	0	0	0	0	0	0
CSA	0	0	0	0	0	0	0	0
DCS	0	0	0	0	0	0	0	0
District Attorney's Office	0	0	0	0	0	0	0	0
Hospital	0	0	0	0	0	0	0	0
Law Enforcement	0	0	0	0	0	0	0	0
Other	0	0	0	0	0	0	0	0
Other Court	0	0	0	0	0	0	0	0
Other State Department	0	0	0	0	0	0	0	0
Parents	0	0	0	0	0	0	0	0
Relatives	0	0	0	0	0	0	0	0
School	0	0	0	0	0	0	0	0
Self	0	0	0	0	0	0	0	0
Social Agency	0	0	0	0	0	0	0	0
Unknown	0	0	0	0	0	0	0	0
Victim	0	0	0	0	0	0	0	0
Totals	0	0	0	0	0	0	0	0

**TENNESSEE COUNCIL OF JUVENILE AND FAMILY COURT JUDGES
2008 MCNAIRY COUNTY JUVENILE COURT STATISTICAL DATA**

Source of Referrals by Type of Offense, Race and Sex for CY 2008

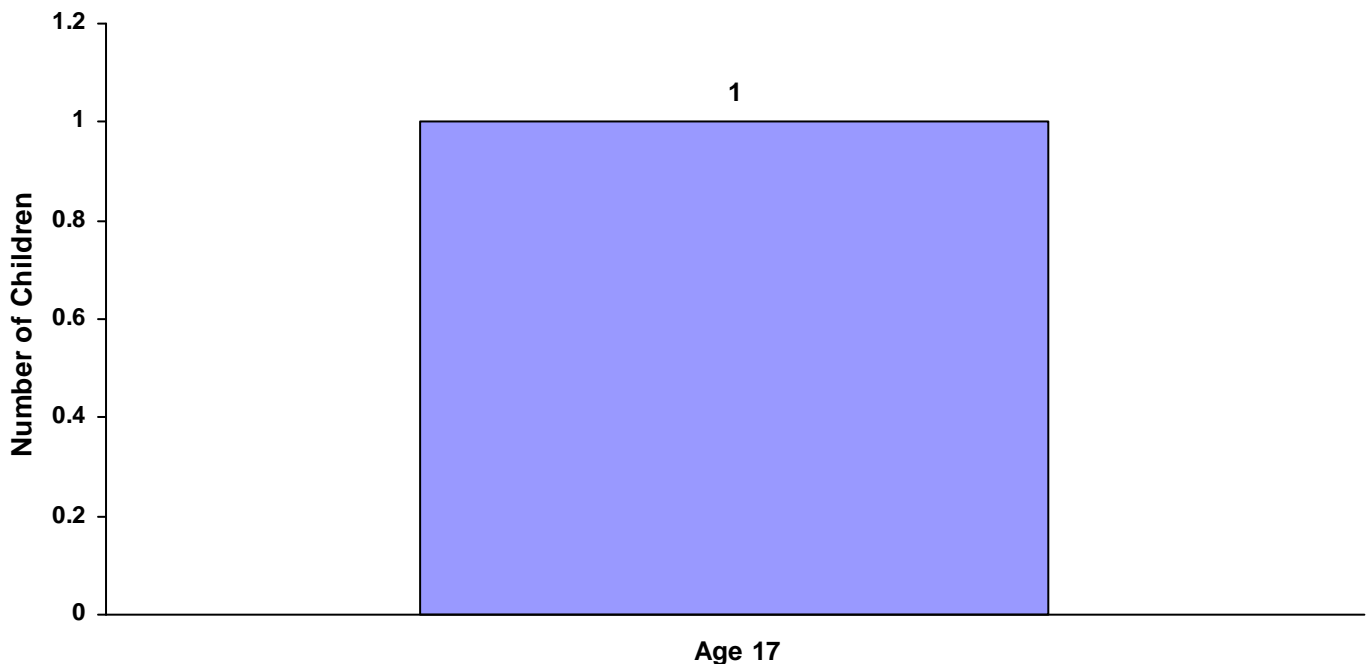
	White Male	African American Male	Other Race Male	White Female	African American Female	Other Race Female	Unknown Race or Sex	Total
<u>Special Proceedings</u>								
Parents	0	0	0	1	0	1	0	2
Relatives	1	0	0	1	0	0	0	2
Child & Parent	0	0	0	1	0	0	0	1
Court Staff	1	0	0	0	0	0	0	1
CSA	0	0	0	0	0	0	0	0
DCS	0	0	0	0	0	0	0	0
District Attorney's Office	0	0	0	0	0	0	0	0
Hospital	0	0	0	0	0	0	0	0
Law Enforcement	0	0	0	0	0	0	0	0
Other	0	0	0	0	0	0	0	0
Other Court	0	0	0	0	0	0	0	0
Other State Department	0	0	0	0	0	0	0	0
School	0	0	0	0	0	0	0	0
Self	0	0	0	0	0	0	0	0
Social Agency	0	0	0	0	0	0	0	0
Unknown	0	0	0	0	0	0	0	0
Victim	0	0	0	0	0	0	0	0
Totals	2	0	0	3	0	1	0	6
<u>Other</u>								
School	2	0	0	1	0	0	0	3
Law Enforcement	1	0	0	0	0	0	0	1
Child & Parent	0	0	0	0	0	0	0	0
Court Staff	0	0	0	0	0	0	0	0
CSA	0	0	0	0	0	0	0	0
DCS	0	0	0	0	0	0	0	0
District Attorney's Office	0	0	0	0	0	0	0	0
Hospital	0	0	0	0	0	0	0	0
Other	0	0	0	0	0	0	0	0
Other Court	0	0	0	0	0	0	0	0
Other State Department	0	0	0	0	0	0	0	0
Parents	0	0	0	0	0	0	0	0
Relatives	0	0	0	0	0	0	0	0
Self	0	0	0	0	0	0	0	0
Social Agency	0	0	0	0	0	0	0	0
Unknown	0	0	0	0	0	0	0	0
Victim	0	0	0	0	0	0	0	0
Totals	3	0	0	1	0	0	0	4
All Referral Source Totals	208	52	4	95	16	4	3	382

**TENNESSEE COUNCIL OF JUVENILE AND FAMILY COURT JUDGES
2008 MCNAIRY COUNTY JUVENILE COURT STATISTICAL DATA**

**Children Referred for Unlawful Carrying/Possession of a Weapon for CY 2008
Total Children = 266**

	White Male	African American Male	Other Race Male	White Female	African American Female	Other Race Female	Unknown Race or Sex	Total	% of All Children Referred
Age Under 1	0	0	0	0	0	0	0	0	0.00%
Age 1	0	0	0	0	0	0	0	0	0.00%
Age 2	0	0	0	0	0	0	0	0	0.00%
Age 3	0	0	0	0	0	0	0	0	0.00%
Age 4	0	0	0	0	0	0	0	0	0.00%
Age 5	0	0	0	0	0	0	0	0	0.00%
Age 6	0	0	0	0	0	0	0	0	0.00%
Age 7	0	0	0	0	0	0	0	0	0.00%
Age 8	0	0	0	0	0	0	0	0	0.00%
Age 9	0	0	0	0	0	0	0	0	0.00%
Age 10	0	0	0	0	0	0	0	0	0.00%
Age 11	0	0	0	0	0	0	0	0	0.00%
Age 12	0	0	0	0	0	0	0	0	0.00%
Age 13	0	0	0	0	0	0	0	0	0.00%
Age 14	0	0	0	0	0	0	0	0	0.00%
Age 15	0	0	0	0	0	0	0	0	0.00%
Age 16	0	0	0	0	0	0	0	0	0.00%
Age 17	0	1	0	0	0	0	0	1	0.38%
Age 18	0	0	0	0	0	0	0	0	0.00%
Age 19 and Over	0	0	0	0	0	0	0	0	0.00%
Totals	0	1	0	0	0	0	0	1	

Total Children Referred for Unlawfully Carrying/Possessing Weapons



**TENNESSEE COUNCIL OF JUVENILE AND FAMILY COURT JUDGES
2008 MCNAIRY COUNTY JUVENILE COURT STATISTICAL DATA**

Children Referred for Carrying Weapons on School Property for CY 2008

Total Children = 266

	White Male	African American Male	Other Race Male	White Female	African American Female	Other Race Female	Unknown Race or Sex	Total	% of Children Referred
Age Under 1	0	0	0	0	0	0	0	0	0.00%
Age 1	0	0	0	0	0	0	0	0	0.00%
Age 2	0	0	0	0	0	0	0	0	0.00%
Age 3	0	0	0	0	0	0	0	0	0.00%
Age 4	0	0	0	0	0	0	0	0	0.00%
Age 5	0	0	0	0	0	0	0	0	0.00%
Age 6	0	0	0	0	0	0	0	0	0.00%
Age 7	0	0	0	0	0	0	0	0	0.00%
Age 8	0	0	0	0	0	0	0	0	0.00%
Age 9	0	0	0	0	0	0	0	0	0.00%
Age 10	0	0	0	0	0	0	0	0	0.00%
Age 11	0	0	0	0	0	0	0	0	0.00%
Age 12	0	0	0	0	0	0	0	0	0.00%
Age 13	0	0	0	0	0	0	0	0	0.00%
Age 14	0	0	0	0	0	0	0	0	0.00%
Age 15	0	0	0	0	0	0	0	0	0.00%
Age 16	0	0	0	0	0	0	0	0	0.00%
Age 17	0	0	0	0	0	0	0	0	0.00%
Age 18	0	0	0	0	0	0	0	0	0.00%
Age 19 and Over	0	0	0	0	0	0	0	0	0.00%
Totals	0	0	0	0	0	0	0	0	

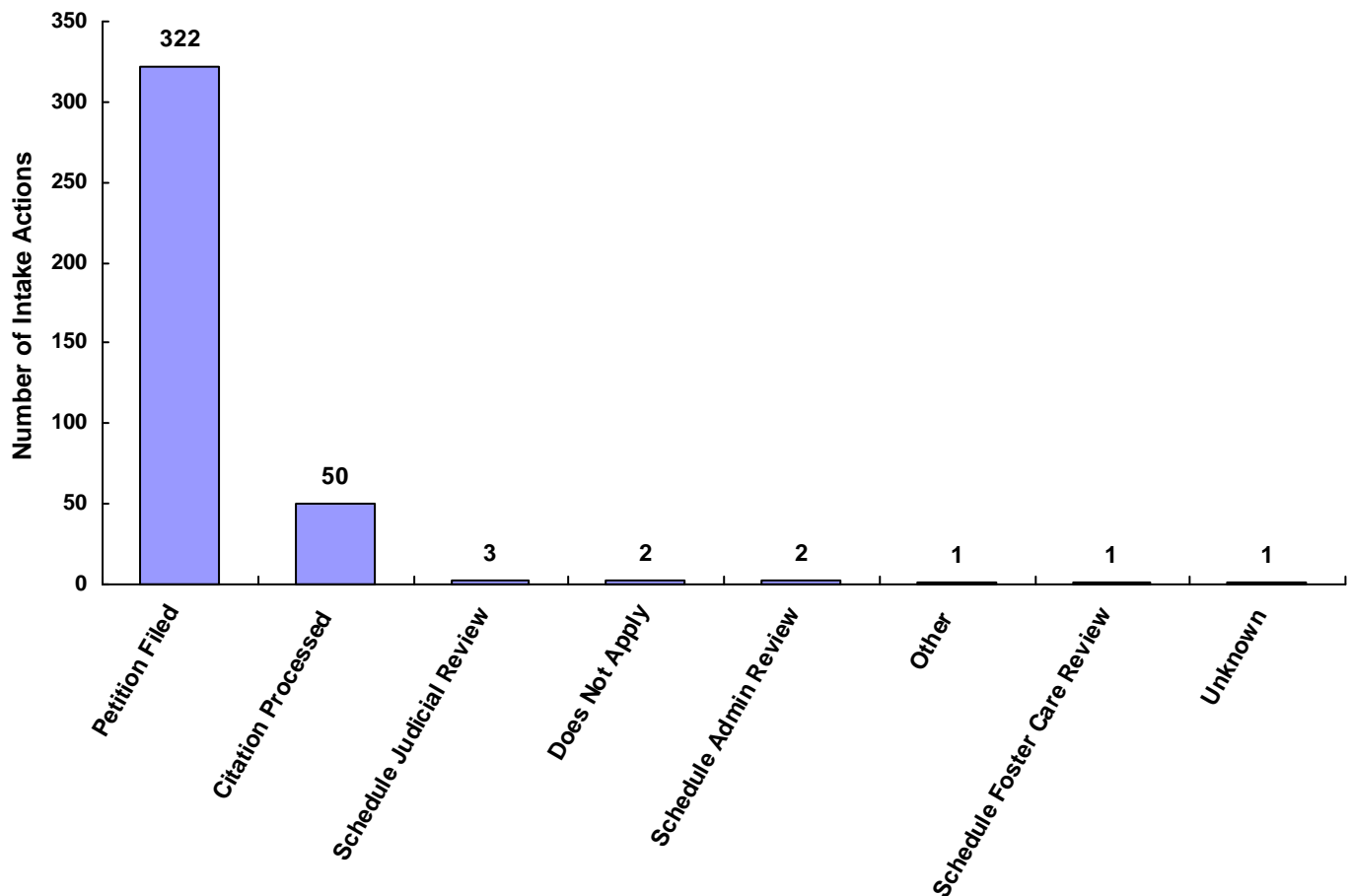
Total Children Referred for Carrying Weapons on School Property

**TENNESSEE COUNCIL OF JUVENILE AND FAMILY COURT JUDGES
2008 MCNAIRY COUNTY JUVENILE COURT STATISTICAL DATA**

Intake Actions at Referral by Race and Sex for CY 2008

	White Male	African American Male	Other Race Male	White Female	African American Female	Other Race Female	Unknown Race or Sex	Total	% of Total Referrals
Petition Filed	166	52	3	78	16	4	3	322	84.29%
Motion Filed	0	0	0	0	0	0	0	0	0.00%
Citation Processed	37	0	1	12	0	0	0	50	13.09%
Paternity Processed Notice	0	0	0	0	0	0	0	0	0.00%
Schedule Judicial Review	3	0	0	0	0	0	0	3	0.79%
Schedule Admin Review	0	0	0	2	0	0	0	2	0.52%
Schedule Foster Care Review	1	0	0	0	0	0	0	1	0.26%
Unknown	1	0	0	0	0	0	0	1	0.26%
Does Not Apply	0	0	0	2	0	0	0	2	0.52%
Other	0	0	0	1	0	0	0	1	0.26%
Totals	208	52	4	95	16	4	3	382	

Total Intake Actions at Referral



**TENNESSEE COUNCIL OF JUVENILE AND FAMILY COURT JUDGES
2008 MCNAIRY COUNTY JUVENILE COURT STATISTICAL DATA**

Intake Actions of Referrals by Class of Offense, Race and Sex for CY 2008

	White Male	African American Male	Other Race Male	White Female	African American Female	Other Race Female	Unknown Race or Sex	Total
<u>Offenses Against Persons</u>								
Petition Filed	8	6	0	3	1	1	0	19
Motion Filed	0	0	0	0	0	0	0	0
Citation Processed	0	0	0	0	0	0	0	0
Notification of Paternity Processed	0	0	0	0	0	0	0	0
Scheduling of Judicial Review	0	0	0	0	0	0	0	0
Scheduling of Administrative Review	0	0	0	0	0	0	0	0
Scheduling of Foster Care Review	0	0	0	0	0	0	0	0
Unknown	0	0	0	0	0	0	0	0
Does Not Apply	0	0	0	0	0	0	0	0
Other	0	0	0	0	0	0	0	0
Totals	8	6	0	3	1	1	0	19

<u>Offenses Against Property</u>								
Petition Filed	30	12	2	14	5	0	1	64
Motion Filed	0	0	0	0	0	0	0	0
Citation Processed	0	0	0	0	0	0	0	0
Notification of Paternity Processed	0	0	0	0	0	0	0	0
Scheduling of Judicial Review	0	0	0	0	0	0	0	0
Scheduling of Administrative Review	0	0	0	0	0	0	0	0
Scheduling of Foster Care Review	0	0	0	0	0	0	0	0
Unknown	0	0	0	0	0	0	0	0
Does Not Apply	0	0	0	0	0	0	0	0
Other	0	0	0	0	0	0	0	0
Totals	30	12	2	14	5	0	1	64

<u>Illegal Conduct</u>								
Petition Filed	90	16	1	31	3	1	1	143
Citation Processed	31	0	1	12	0	0	0	44
Scheduling of Judicial Review	1	0	0	0	0	0	0	1
Motion Filed	0	0	0	0	0	0	0	0
Notification of Paternity Processed	0	0	0	0	0	0	0	0
Scheduling of Administrative Review	0	0	0	0	0	0	0	0
Scheduling of Foster Care Review	0	0	0	0	0	0	0	0
Unknown	0	0	0	0	0	0	0	0
Does Not Apply	0	0	0	0	0	0	0	0
Other	0	0	0	0	0	0	0	0
Totals	122	16	2	43	3	1	1	188

**TENNESSEE COUNCIL OF JUVENILE AND FAMILY COURT JUDGES
2008 MCNAIRY COUNTY JUVENILE COURT STATISTICAL DATA**

Intake Actions of Referrals by Class of Offense, Race and Sex for CY 2008

	White Male	African American Male	Other Race Male	White Female	African American Female	Other Race Female	Unknown Race or Sex	Total
<u>Status Offenses</u>								
Petition Filed	34	18	0	27	7	0	1	87
Citation Processed	6	0	0	0	0	0	0	6
Scheduling of Administrative Review	0	0	0	2	0	0	0	2
Scheduling of Foster Care Review	1	0	0	0	0	0	0	1
Unknown	1	0	0	0	0	0	0	1
Does Not Apply	0	0	0	1	0	0	0	1
Other	0	0	0	1	0	0	0	1
Motion Filed	0	0	0	0	0	0	0	0
Notification of Paternity Processed	0	0	0	0	0	0	0	0
Scheduling of Judicial Review	0	0	0	0	0	0	0	0
Totals	42	18	0	31	7	0	1	99

<u>Dependency/Neglect</u>								
Petition Filed	1	0	0	0	0	1	0	2
Motion Filed	0	0	0	0	0	0	0	0
Citation Processed	0	0	0	0	0	0	0	0
Notification of Paternity Processed	0	0	0	0	0	0	0	0
Scheduling of Judicial Review	0	0	0	0	0	0	0	0
Scheduling of Administrative Review	0	0	0	0	0	0	0	0
Scheduling of Foster Care Review	0	0	0	0	0	0	0	0
Unknown	0	0	0	0	0	0	0	0
Does Not Apply	0	0	0	0	0	0	0	0
Other	0	0	0	0	0	0	0	0
Totals	1	0	0	0	0	1	0	2

<u>Other Violation Proceedings</u>								
Petition Filed	0	0	0	0	0	0	0	0
Motion Filed	0	0	0	0	0	0	0	0
Citation Processed	0	0	0	0	0	0	0	0
Notification of Paternity Processed	0	0	0	0	0	0	0	0
Scheduling of Judicial Review	0	0	0	0	0	0	0	0
Scheduling of Administrative Review	0	0	0	0	0	0	0	0
Scheduling of Foster Care Review	0	0	0	0	0	0	0	0
Unknown	0	0	0	0	0	0	0	0
Does Not Apply	0	0	0	0	0	0	0	0
Other	0	0	0	0	0	0	0	0
Totals	0	0	0	0	0	0	0	0

**TENNESSEE COUNCIL OF JUVENILE AND FAMILY COURT JUDGES
2008 MCNAIRY COUNTY JUVENILE COURT STATISTICAL DATA**

Intake Actions of Referrals by Class of Offense, Race and Sex for CY 2008

	White Male	African American Male	Other Race Male	White Female	African American Female	Other Race Female	Unknown Race or Sex	Total
<u>Parentage</u>								
Petition Filed	1	0	0	2	0	1	0	4
Scheduling of Judicial Review	1	0	0	0	0	0	0	1
Does Not Apply	0	0	0	1	0	0	0	1
Motion Filed	0	0	0	0	0	0	0	0
Citation Processed	0	0	0	0	0	0	0	0
Notification of Paternity Processed	0	0	0	0	0	0	0	0
Scheduling of Administrative Review	0	0	0	0	0	0	0	0
Scheduling of Foster Care Review	0	0	0	0	0	0	0	0
Unknown	0	0	0	0	0	0	0	0
Other	0	0	0	0	0	0	0	0
Totals	2	0	0	3	0	1	0	6
<u>Special Proceedings</u>								
Petition Filed	0	0	0	0	0	0	0	0
Motion Filed	0	0	0	0	0	0	0	0
Citation Processed	0	0	0	0	0	0	0	0
Notification of Paternity Processed	0	0	0	0	0	0	0	0
Scheduling of Judicial Review	0	0	0	0	0	0	0	0
Scheduling of Administrative Review	0	0	0	0	0	0	0	0
Scheduling of Foster Care Review	0	0	0	0	0	0	0	0
Unknown	0	0	0	0	0	0	0	0
Does Not Apply	0	0	0	0	0	0	0	0
Other	0	0	0	0	0	0	0	0
Totals	0	0	0	0	0	0	0	0
<u>Other</u>								
Petition Filed	2	0	0	1	0	0	0	3
Scheduling of Judicial Review	1	0	0	0	0	0	0	1
Motion Filed	0	0	0	0	0	0	0	0
Citation Processed	0	0	0	0	0	0	0	0
Notification of Paternity Processed	0	0	0	0	0	0	0	0
Scheduling of Administrative Review	0	0	0	0	0	0	0	0
Scheduling of Foster Care Review	0	0	0	0	0	0	0	0
Unknown	0	0	0	0	0	0	0	0
Does Not Apply	0	0	0	0	0	0	0	0
Other	0	0	0	0	0	0	0	0
Totals	3	0	0	1	0	0	0	4
All Intake Action Totals	208	52	4	95	16	4	3	382

**TENNESSEE COUNCIL OF JUVENILE AND FAMILY COURT JUDGES
2008 MCNAIRY COUNTY JUVENILE COURT STATISTICAL DATA**

Detention Statistics at Referral by Individual Child by Race and Sex for CY 2008

	White Male	African American Male	Other Race Male	White Female	African American Female	Other Race Female	Unknown Race or Sex	Total	% of Total Children
Non-Secure Placement	140	28	4	74	15	2	2	265	99.62%
Juvenile Detention Facility	0	1	0	0	0	0	0	1	0.38%
Jail - Complete Separation	0	0	0	0	0	0	0	0	0.00%
Jail - Partial Separation	0	0	0	0	0	0	0	0	0.00%
Jail - No Separation	0	0	0	0	0	0	0	0	0.00%
Psychiatric Hospital	0	0	0	0	0	0	0	0	0.00%
Unknown	0	0	0	0	0	0	0	0	0.00%
Does Not Apply	0	0	0	0	0	0	0	0	0.00%
Other	0	0	0	0	0	0	0	0	0.00%
Totals	140	29	4	74	15	2	2	266	

Detention Statistics at Referral by Individual Case for CY 2008

	Cases	% of Total Cases
Non-Secure Placement	344	99.42%
Juvenile Detention Facility	1	0.29%
Does Not Apply	1	0.29%
Jail - Complete Separation	0	0.00%
Jail - Partial Separation	0	0.00%
Jail - No Separation	0	0.00%
Psychiatric Hospital	0	0.00%
Unknown	0	0.00%
Other	0	0.00%
	346	100.00%

Detention Statistics above are reported separately by Child and by Case. One child may have multiple cases.

Does Not Apply: Refers to cases not eligible for detention due to the type of Referral or the decision not to detain.

**TENNESSEE COUNCIL OF JUVENILE AND FAMILY COURT JUDGES
2008 MCNAIRY COUNTY JUVENILE COURT STATISTICAL DATA**

Placement after Secure Detention Hearing by Individual Child by Race and Sex for CY 2008

	White Male	African American Male	Other Race Male	White Female	African American Female	Other Race Female	Unknown Race or Sex	Total	% of Total Children
Returned to Prior Living Arr	138	28	4	74	15	1	2	262	98.50%
Shelter / Group Home	0	1	0	0	0	0	0	1	0.38%
Psychiatric Hospital	1	0	0	0	0	0	0	1	0.38%
Does Not Apply	0	0	0	0	0	1	0	1	0.38%
Other	1	0	0	0	0	0	0	1	0.38%
Juvenile Detention Facility	0	0	0	0	0	0	0	0	0.00%
Jail	0	0	0	0	0	0	0	0	0.00%
Foster Family Home	0	0	0	0	0	0	0	0	0.00%
Unknown	0	0	0	0	0	0	0	0	0.00%
Totals	140	29	4	74	15	2	2	266	

Placement after Secure Detention Hearing by Individual Case for CY 2008

	Cases	% of Total Cases
Returned to Prior Living Arrangement	339	97.98%
Shelter / Group Home	2	0.58%
Other	2	0.58%
Psychiatric Hospital	1	0.29%
Unknown	1	0.29%
Does Not Apply	1	0.29%
Juvenile Detention Facility	0	0.00%
Jail	0	0.00%
Foster Family Home	0	0.00%
	346	100.00%

Detention Statistics above are reported separately by Child and by Case. One child may have multiple cases.

Does Not Apply: Refers to cases not eligible for detention due to the type of Referral or the decision not to detain.

**TENNESSEE COUNCIL OF JUVENILE AND FAMILY COURT JUDGES
2008 MCNAIRY COUNTY JUVENILE COURT STATISTICAL DATA**

Dispositional Procedures for CY 2008

Procedures used to Dispose or Adjust all Referrals

	Number	% of All Referrals
Formally Adjudicated	364	95.29%
Informally Adjusted	9	2.36%
Transfer to Adult Court Hearings and Charges Cleared	0	0.00%
Otherwise Handled	9	2.36%
	382	100.00%

Referrals Disposed by Formal Adjudicatory Proceedings

	Number	% of All Referrals
Dismissed	91	23.82%
Retired / Nolle Prosequi	0	0.00%
Complaint Substantiated Delinquent	171	44.76%
Complaint Substantiated Status Offender	100	26.18%
Complaint Substantiated Dependent/Neglect	2	0.52%
Complaint Substantiated Abused	0	0.00%
Complaint Substantiated Mentally Ill	0	0.00%
	364	95.28%

Referrals Disposed by Other Actions

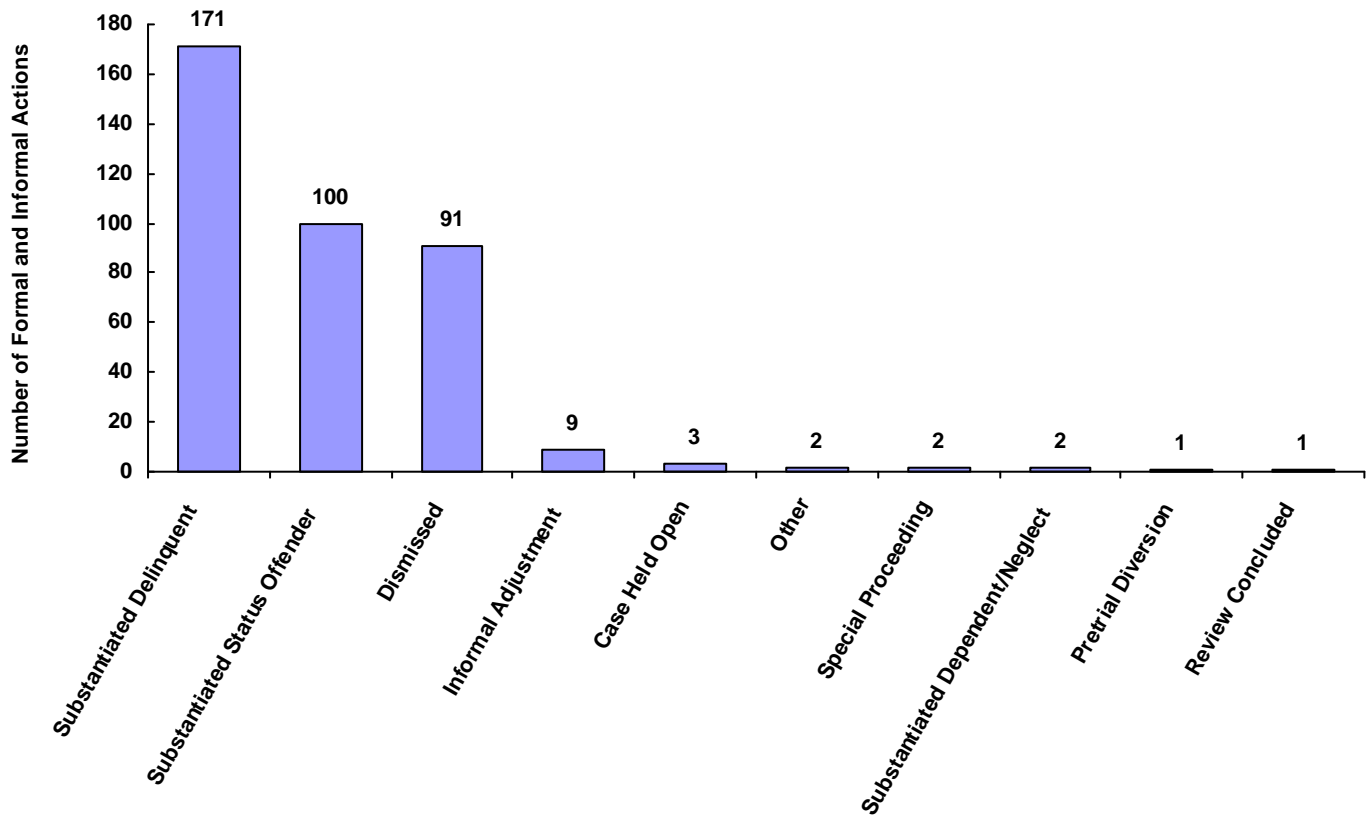
	Number	% of All Referrals
Informal Adjustment	9	2.36%
Transfer to Adult Court Hearing	0	0.00%
Charges Cleared by Transfer to Adult Court	0	0.00%
Pretrial Diversion	1	0.26%
Special Proceeding	2	0.52%
Review Concluded	1	0.26%
Case Held Open	3	0.79%
Other	2	0.52%
Unknown	0	0.00%
	18	4.71%

**TENNESSEE COUNCIL OF JUVENILE AND FAMILY COURT JUDGES
2008 MCNAIRY COUNTY JUVENILE COURT STATISTICAL DATA**

Formal and Informal Actions by Race and Sex for CY 2008

	White Male	African American Male	Other Race Male	White Female	African American Female	Other Race Female	Unknown Race or Sex	Total	% of Total Referrals
Dismissed	63	6	2	17	2	0	1	91	23.82%
Retired / Nolle Prosequi	0	0	0	0	0	0	0	0	0.00%
Substantiated Delinquent	80	40	1	40	7	1	2	171	44.76%
Substantiated Status Offender	60	5	1	27	7	0	0	100	26.18%
Substantiated Dependent/Neglect	1	0	0	0	0	1	0	2	0.52%
Substantiated Abused	0	0	0	0	0	0	0	0	0.00%
Substantiated Mentally Ill	0	0	0	0	0	0	0	0	0.00%
Informal Adjustment	1	0	0	8	0	0	0	9	2.36%
Pretrial Diversion	1	0	0	0	0	0	0	1	0.26%
Transfer to Adult Court Hearing	0	0	0	0	0	0	0	0	0.00%
Cleared by Transfer to Adult Court	0	0	0	0	0	0	0	0	0.00%
Special Proceeding	0	0	0	1	0	1	0	2	0.52%
Review Concluded	1	0	0	0	0	0	0	1	0.26%
Case Held Open	0	1	0	1	0	1	0	3	0.79%
Unknown	0	0	0	0	0	0	0	0	0.00%
Other	1	0	0	1	0	0	0	2	0.52%
Totals	208	52	4	95	16	4	3	382	

Total Formal and Informal Actions



**TENNESSEE COUNCIL OF JUVENILE AND FAMILY COURT JUDGES
2008 MCNAIRY COUNTY JUVENILE COURT STATISTICAL DATA**

Formal and Informal Actions by Type of Offense, Race and Sex for CY 2008

	White Male	African American Male	Other Race Male	White Female	African American Female	Other Race Female	Unknown Race or Sex	Total
<u>Delinquent</u>								
Complaint Substantiated Delinquent	66	26	1	30	7	1	2	133
Dismissed	57	6	2	14	2	0	0	81
Complaint Substantiated Status Offender	37	1	1	16	0	0	0	55
Case Held Open	0	1	0	0	0	1	0	2
Retired / Nolle Prosequi	0	0	0	0	0	0	0	0
Complaint Substantiated Dependent/Neglect	0	0	0	0	0	0	0	0
Complaint Substantiated Abused	0	0	0	0	0	0	0	0
Complaint Substantiated Mentally Ill	0	0	0	0	0	0	0	0
Informal Adjustment	0	0	0	0	0	0	0	0
Pretrial Diversion	0	0	0	0	0	0	0	0
Transfer to Adult Court Hearing	0	0	0	0	0	0	0	0
Charges Cleared by Transfer to Adult Court	0	0	0	0	0	0	0	0
Special Proceeding	0	0	0	0	0	0	0	0
Review Concluded	0	0	0	0	0	0	0	0
Unknown	0	0	0	0	0	0	0	0
Other	0	0	0	0	0	0	0	0
Totals	160	34	4	60	9	2	2	271

	White Male	African American Male	Other Race Male	White Female	African American Female	Other Race Female	Unknown Race or Sex	Total
<u>Status</u>								
Complaint Substantiated Status Offender	23	4	0	11	7	0	0	45
Complaint Substantiated Delinquent	11	14	0	9	0	0	0	34
Dismissed	5	0	0	3	0	0	1	9
Informal Adjustment	1	0	0	6	0	0	0	7
Pretrial Diversion	1	0	0	0	0	0	0	1
Review Concluded	1	0	0	0	0	0	0	1
Case Held Open	0	0	0	1	0	0	0	1
Other	0	0	0	1	0	0	0	1
Retired / Nolle Prosequi	0	0	0	0	0	0	0	0
Complaint Substantiated Dependent/Neglect	0	0	0	0	0	0	0	0
Complaint Substantiated Abused	0	0	0	0	0	0	0	0
Complaint Substantiated Mentally Ill	0	0	0	0	0	0	0	0
Transfer to Adult Court Hearing	0	0	0	0	0	0	0	0
Charges Cleared by Transfer to Adult Court	0	0	0	0	0	0	0	0
Special Proceeding	0	0	0	0	0	0	0	0
Unknown	0	0	0	0	0	0	0	0
Totals	42	18	0	31	7	0	1	99

**TENNESSEE COUNCIL OF JUVENILE AND FAMILY COURT JUDGES
2008 MCNAIRY COUNTY JUVENILE COURT STATISTICAL DATA**

Formal and Informal Actions by Type of Offense, Race and Sex for CY 2008

	White Male	African American Male	Other Race Male	White Female	African American Female	Other Race Female	Unknown Race or Sex	Total
<u>Dependency and Neglect</u>								
Dismissed	1	0	0	0	0	0	0	1
Complaint Substantiated Dependent/Neglect	0	0	0	0	0	1	0	1
Retired / Nolle Prosequi	0	0	0	0	0	0	0	0
Complaint Substantiated Delinquent	0	0	0	0	0	0	0	0
Complaint Substantiated Status Offender	0	0	0	0	0	0	0	0
Complaint Substantiated Abused	0	0	0	0	0	0	0	0
Complaint Substantiated Mentally Ill	0	0	0	0	0	0	0	0
Informal Adjustment	0	0	0	0	0	0	0	0
Pretrial Diversion	0	0	0	0	0	0	0	0
Transfer to Adult Court Hearing	0	0	0	0	0	0	0	0
Charges Cleared by Transfer to Adult Court	0	0	0	0	0	0	0	0
Special Proceeding	0	0	0	0	0	0	0	0
Review Concluded	0	0	0	0	0	0	0	0
Case Held Open	0	0	0	0	0	0	0	0
Unknown	0	0	0	0	0	0	0	0
Other	0	0	0	0	0	0	0	0
Totals	1	0	0	0	0	1	0	2
<u>Other Violations</u>								
Dismissed	0	0	0	0	0	0	0	0
Retired / Nolle Prosequi	0	0	0	0	0	0	0	0
Complaint Substantiated Delinquent	0	0	0	0	0	0	0	0
Complaint Substantiated Status Offender	0	0	0	0	0	0	0	0
Complaint Substantiated Dependent/Neglect	0	0	0	0	0	0	0	0
Complaint Substantiated Abused	0	0	0	0	0	0	0	0
Complaint Substantiated Mentally Ill	0	0	0	0	0	0	0	0
Informal Adjustment	0	0	0	0	0	0	0	0
Pretrial Diversion	0	0	0	0	0	0	0	0
Transfer to Adult Court Hearing	0	0	0	0	0	0	0	0
Charges Cleared by Transfer to Adult Court	0	0	0	0	0	0	0	0
Special Proceeding	0	0	0	0	0	0	0	0
Review Concluded	0	0	0	0	0	0	0	0
Case Held Open	0	0	0	0	0	0	0	0
Unknown	0	0	0	0	0	0	0	0
Other	0	0	0	0	0	0	0	0
Totals	0	0	0	0	0	0	0	0

**TENNESSEE COUNCIL OF JUVENILE AND FAMILY COURT JUDGES
2008 MCNAIRY COUNTY JUVENILE COURT STATISTICAL DATA**

Formal and Informal Actions by Type of Offense, Race and Sex for CY 2008

	White Male	African American Male	Other Race Male	White Female	African American Female	Other Race Female	Unknown Race or Sex	Total
<u>Special Proceedings</u>								
Informal Adjustment	0	0	0	2	0	0	0	2
Special Proceeding	0	0	0	1	0	1	0	2
Complaint Substantiated Dependent/Neglect	1	0	0	0	0	0	0	1
Other	1	0	0	0	0	0	0	1
Dismissed	0	0	0	0	0	0	0	0
Retired / Nolle Prosequi	0	0	0	0	0	0	0	0
Complaint Substantiated Delinquent	0	0	0	0	0	0	0	0
Complaint Substantiated Status Offender	0	0	0	0	0	0	0	0
Complaint Substantiated Abused	0	0	0	0	0	0	0	0
Complaint Substantiated Mentally Ill	0	0	0	0	0	0	0	0
Pretrial Diversion	0	0	0	0	0	0	0	0
Transfer to Adult Court Hearing	0	0	0	0	0	0	0	0
Charges Cleared by Transfer to Adult Court	0	0	0	0	0	0	0	0
Review Concluded	0	0	0	0	0	0	0	0
Case Held Open	0	0	0	0	0	0	0	0
Unknown	0	0	0	0	0	0	0	0
Totals	2	0	0	3	0	1	0	6
<u>Other</u>								
Complaint Substantiated Delinquent	3	0	0	1	0	0	0	4
Dismissed	0	0	0	0	0	0	0	0
Retired / Nolle Prosequi	0	0	0	0	0	0	0	0
Complaint Substantiated Status Offender	0	0	0	0	0	0	0	0
Complaint Substantiated Dependent/Neglect	0	0	0	0	0	0	0	0
Complaint Substantiated Abused	0	0	0	0	0	0	0	0
Complaint Substantiated Mentally Ill	0	0	0	0	0	0	0	0
Informal Adjustment	0	0	0	0	0	0	0	0
Pretrial Diversion	0	0	0	0	0	0	0	0
Transfer to Adult Court Hearing	0	0	0	0	0	0	0	0
Charges Cleared by Transfer to Adult Court	0	0	0	0	0	0	0	0
Special Proceeding	0	0	0	0	0	0	0	0
Review Concluded	0	0	0	0	0	0	0	0
Case Held Open	0	0	0	0	0	0	0	0
Unknown	0	0	0	0	0	0	0	0
Other	0	0	0	0	0	0	0	0
Totals	3	0	0	1	0	0	0	4
All Action Totals	208	52	4	95	16	4	3	382

**TENNESSEE COUNCIL OF JUVENILE AND FAMILY COURT JUDGES
2008 MCNAIRY COUNTY JUVENILE COURT STATISTICAL DATA**

Formal and Informal Actions by Class of Referral, Race and Sex for CY 2008

	White Male	African American Male	Other Race Male	White Female	African American Female	Other Race Female	Unknown Race or Sex	Total
<u>Offenses Against Persons</u>								
Complaint Substantiated Delinquent	6	4	0	2	1	1	0	14
Dismissed	2	2	0	1	0	0	0	5
Retired / Nolle Prosequi	0	0	0	0	0	0	0	0
Complaint Substantiated Status Offender	0	0	0	0	0	0	0	0
Complaint Substantiated Dependent/Neglect	0	0	0	0	0	0	0	0
Complaint Substantiated Abused	0	0	0	0	0	0	0	0
Complaint Substantiated Mentally Ill	0	0	0	0	0	0	0	0
Informal Adjustment	0	0	0	0	0	0	0	0
Pretrial Diversion	0	0	0	0	0	0	0	0
Transfer to Adult Court Hearing	0	0	0	0	0	0	0	0
Charges Cleared by Transfer to Adult Court	0	0	0	0	0	0	0	0
Special Proceeding	0	0	0	0	0	0	0	0
Review Concluded	0	0	0	0	0	0	0	0
Case Held Open	0	0	0	0	0	0	0	0
Unknown	0	0	0	0	0	0	0	0
Other	0	0	0	0	0	0	0	0
Totals	8	6	0	3	1	1	0	19

<u>Offenses Against Property</u>								
Complaint Substantiated Delinquent	26	11	1	13	4	0	1	56
Dismissed	4	1	1	1	1	0	0	8
Retired / Nolle Prosequi	0	0	0	0	0	0	0	0
Complaint Substantiated Status Offender	0	0	0	0	0	0	0	0
Complaint Substantiated Dependent/Neglect	0	0	0	0	0	0	0	0
Complaint Substantiated Abused	0	0	0	0	0	0	0	0
Complaint Substantiated Mentally Ill	0	0	0	0	0	0	0	0
Informal Adjustment	0	0	0	0	0	0	0	0
Pretrial Diversion	0	0	0	0	0	0	0	0
Transfer to Adult Court Hearing	0	0	0	0	0	0	0	0
Charges Cleared by Transfer to Adult Court	0	0	0	0	0	0	0	0
Special Proceeding	0	0	0	0	0	0	0	0
Review Concluded	0	0	0	0	0	0	0	0
Case Held Open	0	0	0	0	0	0	0	0
Unknown	0	0	0	0	0	0	0	0
Other	0	0	0	0	0	0	0	0
Totals	30	12	2	14	5	0	1	64

**TENNESSEE COUNCIL OF JUVENILE AND FAMILY COURT JUDGES
2008 MCNAIRY COUNTY JUVENILE COURT STATISTICAL DATA**

Formal and Informal Actions by Class of Referral, Race and Sex for CY 2008

	White Male	African American Male	Other Race Male	White Female	African American Female	Other Race Female	Unknown Race or Sex	Total
<u>Illegal Conduct</u>								
Dismissed	51	3	1	12	1	0	0	68
Complaint Substantiated Delinquent	34	11	0	15	2	0	1	63
Complaint Substantiated Status Offender	37	1	1	16	0	0	0	55
Case Held Open	0	1	0	0	0	1	0	2
Retired / Nolle Prosequi	0	0	0	0	0	0	0	0
Complaint Substantiated Dependent/Neglect	0	0	0	0	0	0	0	0
Complaint Substantiated Abused	0	0	0	0	0	0	0	0
Complaint Substantiated Mentally Ill	0	0	0	0	0	0	0	0
Informal Adjustment	0	0	0	0	0	0	0	0
Pretrial Diversion	0	0	0	0	0	0	0	0
Transfer to Adult Court Hearing	0	0	0	0	0	0	0	0
Charges Cleared by Transfer to Adult Court	0	0	0	0	0	0	0	0
Special Proceeding	0	0	0	0	0	0	0	0
Review Concluded	0	0	0	0	0	0	0	0
Unknown	0	0	0	0	0	0	0	0
Other	0	0	0	0	0	0	0	0
Totals	122	16	2	43	3	1	1	188

Status Offenses

Complaint Substantiated Status Offender	23	4	0	11	7	0	0	45
Complaint Substantiated Delinquent	11	14	0	9	0	0	0	34
Dismissed	5	0	0	3	0	0	1	9
Informal Adjustment	1	0	0	6	0	0	0	7
Pretrial Diversion	1	0	0	0	0	0	0	1
Review Concluded	1	0	0	0	0	0	0	1
Case Held Open	0	0	0	1	0	0	0	1
Other	0	0	0	1	0	0	0	1
Retired / Nolle Prosequi	0	0	0	0	0	0	0	0
Complaint Substantiated Dependent/Neglect	0	0	0	0	0	0	0	0
Complaint Substantiated Abused	0	0	0	0	0	0	0	0
Complaint Substantiated Mentally Ill	0	0	0	0	0	0	0	0
Transfer to Adult Court Hearing	0	0	0	0	0	0	0	0
Charges Cleared by Transfer to Adult Court	0	0	0	0	0	0	0	0
Special Proceeding	0	0	0	0	0	0	0	0
Unknown	0	0	0	0	0	0	0	0
Totals	42	18	0	31	7	0	1	99

**TENNESSEE COUNCIL OF JUVENILE AND FAMILY COURT JUDGES
2008 MCNAIRY COUNTY JUVENILE COURT STATISTICAL DATA**

Formal and Informal Actions by Class of Referral, Race and Sex for CY 2008

	White Male	African American Male	Other Race Male	White Female	African American Female	Other Race Female	Unknown Race or Sex	Total
<u>Dependency/Neglect</u>								
Dismissed	1	0	0	0	0	0	0	1
Complaint Substantiated Dependent/Neglect	0	0	0	0	0	1	0	1
Retired / Nolle Prosequi	0	0	0	0	0	0	0	0
Complaint Substantiated Delinquent	0	0	0	0	0	0	0	0
Complaint Substantiated Status Offender	0	0	0	0	0	0	0	0
Complaint Substantiated Abused	0	0	0	0	0	0	0	0
Complaint Substantiated Mentally Ill	0	0	0	0	0	0	0	0
Informal Adjustment	0	0	0	0	0	0	0	0
Pretrial Diversion	0	0	0	0	0	0	0	0
Transfer to Adult Court Hearing	0	0	0	0	0	0	0	0
Charges Cleared by Transfer to Adult Court	0	0	0	0	0	0	0	0
Special Proceeding	0	0	0	0	0	0	0	0
Review Concluded	0	0	0	0	0	0	0	0
Case Held Open	0	0	0	0	0	0	0	0
Unknown	0	0	0	0	0	0	0	0
Other	0	0	0	0	0	0	0	0
Totals	1	0	0	0	0	1	0	2

Other Violation Proceedings

Dismissed	0	0	0	0	0	0	0	0
Retired / Nolle Prosequi	0	0	0	0	0	0	0	0
Complaint Substantiated Delinquent	0	0	0	0	0	0	0	0
Complaint Substantiated Status Offender	0	0	0	0	0	0	0	0
Complaint Substantiated Dependent/Neglect	0	0	0	0	0	0	0	0
Complaint Substantiated Abused	0	0	0	0	0	0	0	0
Complaint Substantiated Mentally Ill	0	0	0	0	0	0	0	0
Informal Adjustment	0	0	0	0	0	0	0	0
Pretrial Diversion	0	0	0	0	0	0	0	0
Transfer to Adult Court Hearing	0	0	0	0	0	0	0	0
Charges Cleared by Transfer to Adult Court	0	0	0	0	0	0	0	0
Special Proceeding	0	0	0	0	0	0	0	0
Review Concluded	0	0	0	0	0	0	0	0
Case Held Open	0	0	0	0	0	0	0	0
Unknown	0	0	0	0	0	0	0	0
Other	0	0	0	0	0	0	0	0
Totals	0	0	0	0	0	0	0	0

**TENNESSEE COUNCIL OF JUVENILE AND FAMILY COURT JUDGES
2008 MCNAIRY COUNTY JUVENILE COURT STATISTICAL DATA**

Formal and Informal Actions by Class of Referral, Race and Sex for CY 2008

	White Male	African American Male	Other Race Male	White Female	African American Female	Other Race Female	Unknown Race or Sex	Total
<u>Parentage</u>								
Informal Adjustment	0	0	0	2	0	0	0	2
Special Proceeding	0	0	0	1	0	1	0	2
Complaint Substantiated Dependent/Neglect	1	0	0	0	0	0	0	1
Other	1	0	0	0	0	0	0	1
Dismissed	0	0	0	0	0	0	0	0
Retired / Nolle Prosequi	0	0	0	0	0	0	0	0
Complaint Substantiated Delinquent	0	0	0	0	0	0	0	0
Complaint Substantiated Status Offender	0	0	0	0	0	0	0	0
Complaint Substantiated Abused	0	0	0	0	0	0	0	0
Complaint Substantiated Mentally Ill	0	0	0	0	0	0	0	0
Pretrial Diversion	0	0	0	0	0	0	0	0
Transfer to Adult Court Hearing	0	0	0	0	0	0	0	0
Charges Cleared by Transfer to Adult Court	0	0	0	0	0	0	0	0
Review Concluded	0	0	0	0	0	0	0	0
Case Held Open	0	0	0	0	0	0	0	0
Unknown	0	0	0	0	0	0	0	0
Totals	2	0	0	3	0	1	0	6

Special Proceedings

Dismissed	0	0	0	0	0	0	0	0
Retired / Nolle Prosequi	0	0	0	0	0	0	0	0
Complaint Substantiated Delinquent	0	0	0	0	0	0	0	0
Complaint Substantiated Status Offender	0	0	0	0	0	0	0	0
Complaint Substantiated Dependent/Neglect	0	0	0	0	0	0	0	0
Complaint Substantiated Abused	0	0	0	0	0	0	0	0
Complaint Substantiated Mentally Ill	0	0	0	0	0	0	0	0
Informal Adjustment	0	0	0	0	0	0	0	0
Pretrial Diversion	0	0	0	0	0	0	0	0
Transfer to Adult Court Hearing	0	0	0	0	0	0	0	0
Charges Cleared by Transfer to Adult Court	0	0	0	0	0	0	0	0
Special Proceeding	0	0	0	0	0	0	0	0
Review Concluded	0	0	0	0	0	0	0	0
Case Held Open	0	0	0	0	0	0	0	0
Unknown	0	0	0	0	0	0	0	0
Other	0	0	0	0	0	0	0	0
Totals	0	0	0	0	0	0	0	0

**TENNESSEE COUNCIL OF JUVENILE AND FAMILY COURT JUDGES
2008 MCNAIRY COUNTY JUVENILE COURT STATISTICAL DATA**

Formal and Informal Actions by Class of Referral, Race and Sex for CY 2008

	White Male	African American Male	Other Race Male	White Female	African American Female	Other Race Female	Unknown Race or Sex	Total
Other								
Complaint Substantiated Delinquent	3	0	0	1	0	0	0	4
Dismissed	0	0	0	0	0	0	0	0
Retired / Nolle Prosequi	0	0	0	0	0	0	0	0
Complaint Substantiated Status Offender	0	0	0	0	0	0	0	0
Complaint Substantiated Dependent/Neglect	0	0	0	0	0	0	0	0
Complaint Substantiated Abused	0	0	0	0	0	0	0	0
Complaint Substantiated Mentally Ill	0	0	0	0	0	0	0	0
Informal Adjustment	0	0	0	0	0	0	0	0
Pretrial Diversion	0	0	0	0	0	0	0	0
Transfer to Adult Court Hearing	0	0	0	0	0	0	0	0
Charges Cleared by Transfer to Adult Court	0	0	0	0	0	0	0	0
Special Proceeding	0	0	0	0	0	0	0	0
Review Concluded	0	0	0	0	0	0	0	0
Case Held Open	0	0	0	0	0	0	0	0
Unknown	0	0	0	0	0	0	0	0
Other	0	0	0	0	0	0	0	0
Totals	3	0	0	1	0	0	0	4
<hr/>								
All Action Totals	208	52	4	95	16	4	3	382

**TENNESSEE COUNCIL OF JUVENILE AND FAMILY COURT JUDGES
2008 MCNAIRY COUNTY JUVENILE COURT STATISTICAL DATA**

Children Transferred to Adult Court by Age at Disposition Date, Race and Sex for CY 2008

Total Children = 266

	White Male	African American Male	Other Race Male	White Female	African American Female	Other Race Female	Unknown Race or Sex	Total	% of All Children Referred
Age Under 1	0	0	0	0	0	0	0	0	0.00%
Age 1	0	0	0	0	0	0	0	0	0.00%
Age 2	0	0	0	0	0	0	0	0	0.00%
Age 3	0	0	0	0	0	0	0	0	0.00%
Age 4	0	0	0	0	0	0	0	0	0.00%
Age 5	0	0	0	0	0	0	0	0	0.00%
Age 6	0	0	0	0	0	0	0	0	0.00%
Age 7	0	0	0	0	0	0	0	0	0.00%
Age 8	0	0	0	0	0	0	0	0	0.00%
Age 9	0	0	0	0	0	0	0	0	0.00%
Age 10	0	0	0	0	0	0	0	0	0.00%
Age 11	0	0	0	0	0	0	0	0	0.00%
Age 12	0	0	0	0	0	0	0	0	0.00%
Age 13	0	0	0	0	0	0	0	0	0.00%
Age 14	0	0	0	0	0	0	0	0	0.00%
Age 15	0	0	0	0	0	0	0	0	0.00%
Age 16	0	0	0	0	0	0	0	0	0.00%
Age 17	0	0	0	0	0	0	0	0	0.00%
Age 18	0	0	0	0	0	0	0	0	0.00%
Age 19 and Over	0	0	0	0	0	0	0	0	0.00%
Totals	0	0	0	0	0	0	0	0	

Total Children Transferred to Adult Court

**TENNESSEE COUNCIL OF JUVENILE AND FAMILY COURT JUDGES
2008 MCNAIRY COUNTY JUVENILE COURT STATISTICAL DATA**

Outcomes by Type Of Disposition, Race and Sex for CY 2008

	White Male	African American Male	Other Race Male	White Female	African American Female	Other Race Female	Unknown Race or Sex	Total
<u>General Action Codes</u>								
Case Dismissed	57	6	2	15	1	1	1	83
Public Service	38	12	1	25	6	0	1	83
Referred to Defensive Driving School	47	2	1	14	1	0	0	65
Fine	34	2	0	7	0	0	0	43
Court Defined Curfew	20	4	1	10	2	0	1	38
Referred for Alcohol and Drug Counseling	13	0	0	9	2	0	0	24
Restitution	11	3	0	6	2	0	1	23
Supervision / Probation to Juvenile Court	8	2	0	6	2	0	0	18
Referred for Mental Health Counseling	8	2	0	4	1	0	0	15
Driver's License Held Informally	6	0	0	5	1	0	0	12
Held Open For Review	3	1	1	3	1	2	0	11
No Contact Order	3	0	0	6	1	1	0	11
House Arrest	1	2	0	5	0	0	0	8
Probation to Parents	3	0	0	3	0	0	0	6
Warned / Counseled	1	0	0	4	0	0	0	5
Referred to Alternative School	1	1	0	0	0	0	0	2
Case Retired or Nolle Prosequi	0	1	0	0	0	0	0	1
Referral to Juvenile Court Educ-Based Pgm	0	1	0	0	0	0	0	1
Voluntary Placement with DMHMR	1	0	0	0	0	0	0	1
Placement with City/Cnty Agcy/Facility	0	1	0	0	0	0	0	1
Injunction Other than No Contact Order	0	0	0	1	0	0	0	1
Dismissed from Informal Adjustment	0	0	0	1	0	0	0	1
Referral to Another Entity for Superv/Servc	0	0	0	0	0	0	0	0
Referred to Private Child Agency	0	0	0	0	0	0	0	0
Referred to Alcohol Safety School	0	0	0	0	0	0	0	0
Private Mental Health Placement	0	0	0	0	0	0	0	0
Private MR Placement	0	0	0	0	0	0	0	0
Placement with Relative / Other Individual	0	0	0	0	0	0	0	0
Runaway Returned	0	0	0	0	0	0	0	0
Dismissed from Pretrial Diversion	0	0	0	0	0	0	0	0
Released from Probation	0	0	0	0	0	0	0	0
Totals	255	40	6	124	20	4	4	453

**TENNESSEE COUNCIL OF JUVENILE AND FAMILY COURT JUDGES
2008 MCNAIRY COUNTY JUVENILE COURT STATISTICAL DATA**

Outcomes by Type Of Disposition, Race and Sex for CY 2008

	White Male	African American Male	Other Race Male	White Female	African American Female	Other Race Female	Unknown Race or Sex	Total
<u>Formal Action Codes</u>								
DCS Commitment - Custody	2	18	0	1	0	0	0	21
DCS Probation	8	3	0	4	1	0	0	16
Other Intensive Probation	11	1	0	1	0	1	0	14
Transfer to Another Juvenile Court for Dispo	5	2	0	2	0	0	1	10
Placed Under a Valid Court Order	1	0	0	1	1	0	0	3
DCS Commitment - Suspended	2	0	0	0	0	0	0	2
Supervision by DCS	0	0	0	1	0	0	0	1
Transferred to Adult Court	0	0	0	0	0	0	0	0
DMHMR Involuntary Commitment	0	0	0	0	0	0	0	0
DCS Commitment - Determinate	0	0	0	0	0	0	0	0
DCS Intensive Probation	0	0	0	0	0	0	0	0
Parental Rights Terminated	0	0	0	0	0	0	0	0
Parental Rights Not Terminated	0	0	0	0	0	0	0	0
Totals	29	24	0	10	2	1	1	67

Special Proceedings

Court Costs	40	7	1	24	9	0	0	81
Order of Reference to DCS	6	1	0	5	5	0	0	17
Custody Changed	3	0	0	4	0	2	0	9
Foster Care Continued	1	0	0	0	0	0	0	1
Foster Care Terminated	0	0	0	0	0	0	0	0
Custody Unchanged	0	0	0	0	0	0	0	0
Visitation Changed	0	0	0	0	0	0	0	0
Visitation Unchanged	0	0	0	0	0	0	0	0
Voluntary Acknowledgement of Paternity	0	0	0	0	0	0	0	0
Paternity Determined / Child Legitimated	0	0	0	0	0	0	0	0
Paternity Not Determ/Child Not Legitimated	0	0	0	0	0	0	0	0
Child Support Granted	0	0	0	0	0	0	0	0
Child Support Amended	0	0	0	0	0	0	0	0
Child Support Denied	0	0	0	0	0	0	0	0
Child Support Terminated	0	0	0	0	0	0	0	0
Request for Medical Treatment Granted	0	0	0	0	0	0	0	0
Request for Medical Treatment Denied	0	0	0	0	0	0	0	0
Consent to Marry Granted	0	0	0	0	0	0	0	0
Consent to Marry Denied	0	0	0	0	0	0	0	0
Totals	50	8	1	33	14	2	0	108

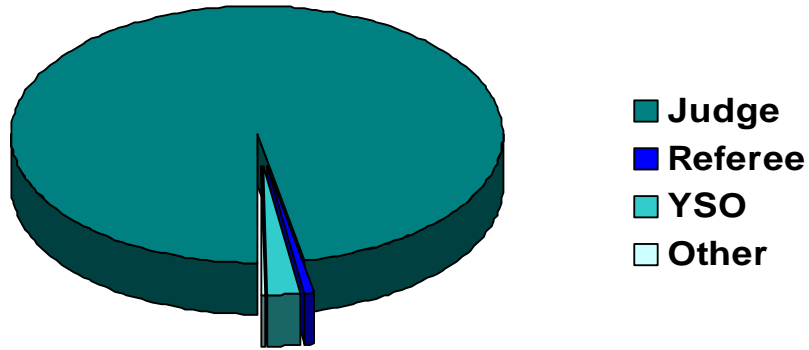
Other Outcome Codes

Other	5	3	0	4	1	0	0	13
Totals	5	3	0	4	1	0	0	13

All Outcome Totals	339	75	7	171	37	7	5	641
---------------------------	------------	-----------	----------	------------	-----------	----------	----------	------------

**TENNESSEE COUNCIL OF JUVENILE AND FAMILY COURT JUDGES
2008 MCNAIRY COUNTY JUVENILE COURT STATISTICAL DATA**

Breakdown of Referrals by Court Personnel Executing the Action in CY 2008



	Referrals	% of Referrals
Judge	370	96.86%
Referee	2	0.52%
YSO	9	2.36%
Other	1	0.26%
Total	382	100.00%