

2008

State of Tennessee

Annual Juvenile Court Statistical Report

Montgomery County Breakdown

TABLE OF CONTENTS

Report Numbers Listed Below are shown at the Bottom of each Report, followed by the Report Page Number

	Report Number
Juvenile Court Referral Process	
Chart – The Juvenile Court Referral Process	1
Chart – Delinquent, Dependent/Neglect/Abuse, and Status/Unruly Referrals	2
Chart – Referrals by Type of Offense	3
Chart – Referrals for Status/Unruly Offenses	4
Children and Referral Counts by Race and Sex	
Table – Children with Delinquent Referrals by Race and Sex	5
Table – Children with Status/Unruly Referrals by Race and Sex	5
Table – Children with Dependency/Neglect/Abuse Allegations by Race and Sex	5
Table – Referrals Delinquent Referrals by Race and Sex	6
Table – Referrals Status/Unruly Referrals by Race and Sex	6
Table – Referrals Dependency/Neglect/Abuse Allegations by Race and Sex	6
Table/Chart – Referrals by Age Group, Race and Sex	7
Table/Chart – Children Referred by Age, Race and Sex	8
Table/Chart – Children Referred by Race and Sex	9
Table/Chart – Children of Hispanic Origin by Race and Sex	10
Table – Referrals by Type of Offense, Age Group, Race and Sex	11
Living Arrangement of the Child at Time of Referral	
Table/Chart – Living Arrangement at Time of Referral by Race and Sex	12
School Status of Individual Children at Time of Referral to Juvenile Court	
Table – Last Grade Completed by Children by Race and Sex	13
Table – Children Enrolled in School	13
Table – Children Enrolled in Special Education	13
Referral Information by Race, Sex and Class of Referral/Offense	
Table/Chart – Class of Referrals by Race and Sex	14
Table - Referrals by Class and Type of Offense by Race and Sex	15
Referral Reasons by Type, Race and Sex	
Table – Referral Reasons by Type of Offense, Race and Sex	16
Table – Top 4 Referral Reasons by Sex and Race	17
Table – Top 4 Referral Reasons by Sex, Race and Type of Offense	18
Source of Referrals to the Juvenile Court	
Table – Source of Referrals by Race and Sex	19
Table – Six Most Frequent Referral Reasons by Source, Race and Sex	20
Table – Source of Referrals by Type of Offense, Race and Sex	21
Children Referred with Weapons Charges	
Table/Chart – Children Referred for Unlawful Carrying/Possession of a Weapon by Age, Race and Sex	22
Table/Chart – Children Referred for Carrying Weapons on School Property	23
Intake Actions at Referral	
Table/Chart – Intake Actions at Referral by Race and Sex	24
Table/Chart – Intake Actions of Referrals by Class of Offense, Race and Sex	25

TABLE OF CONTENTS


Report Numbers Listed Below are shown at the Bottom of each Report, followed by the Report Page Number

	Report Number
Detention Statistics at Referral	
Table – Detention Statistics at Referral by Individual Child by Race and Sex	26
Table – Detention Statistics at Referral by Individual Case	26
Table – Placement After Secure Detention Hearing by Individual Child by Race and Sex	27
Table – Placement After Secure Detention Hearing by Individual Case	27
Dispositional Procedures	
Table – Procedures used to Dispose or Adjust All Referrals	28
Table – Referrals Disposed by Formal Adjudicatory Proceedings	28
Table – Referrals Disposed by Other Actions	28
Formal and Informal Actions	
Table/Chart – Formal and Informal Actions by Race and Sex	29
Table – Formal and Informal Actions by Type of Offense, Race and Sex	30
Table – Formal and Informal Actions by Class of Referral, Race and Sex	31
Children Transferred to Adult Court	
Table/Chart – Children Transferred to Adult Court by Age, Race and Sex	32
Outcomes by Type of Disposition	
Table – Outcomes by Type of Disposition, Race and Sex	33
Juvenile Court Referrals Disposed County-Wide Based on Number of Referrals	
Table/Chart – Breakdown of Referrals by Court Personnel Executing the Action	34

**TENNESSEE COUNCIL OF JUVENILE AND FAMILY COURT JUDGES
2008 MONTGOMERY COUNTY JUVENILE COURT STATISTICAL DATA**

The Juvenile Court Referral Process for CY 2008

Delinquent 2,947	Status 1,082	Dependency and Neglect 4	Other Violations 0	Special Proceedings 834	Parentage 321	Other 12
----------------------------	------------------------	------------------------------------	------------------------------	-----------------------------------	-------------------------	--------------------



Parents, Victims, School, Relatives, State Dept, etc.
2,571

Law Enforcement
2,629

Pretrial Diversion, Informal Adjustment
1,024

Court Actions
5,200

Transfer to Adult Court Hearing
15

Charges Cleared By Transfer to Adult Court
0



Formal Adjudications
1,132

Special Proceeding
320


Review Concluded
666



Juvenile Court System Outcomes / Dispositions
7,875

Case Held Open
1,731

Other
312




Formal
542



General
5,770



Special Proceedings
1,557

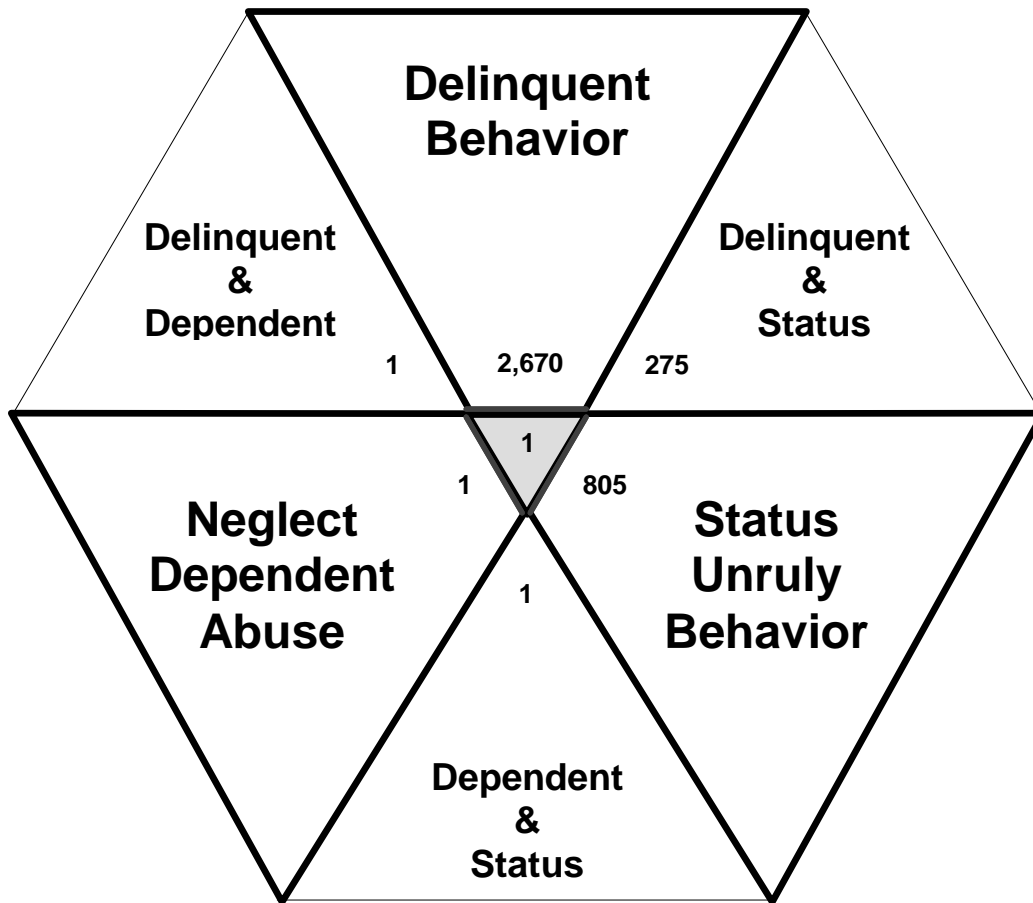


Other
6

**TENNESSEE COUNCIL OF JUVENILE AND FAMILY COURT JUDGES
2008 MONTGOMERY COUNTY JUVENILE COURT STATISTICAL DATA**

Delinquent, Dependent/Neglect/Abuse, and Status/Unruly Referrals for CY 2008

Total = 3,754



The remaining referrals are for:
Custody, Visitation, Paternity/Legitimation, Child Support,
Special Procedures and Other Referrals

Each child may be counted
in more than one category

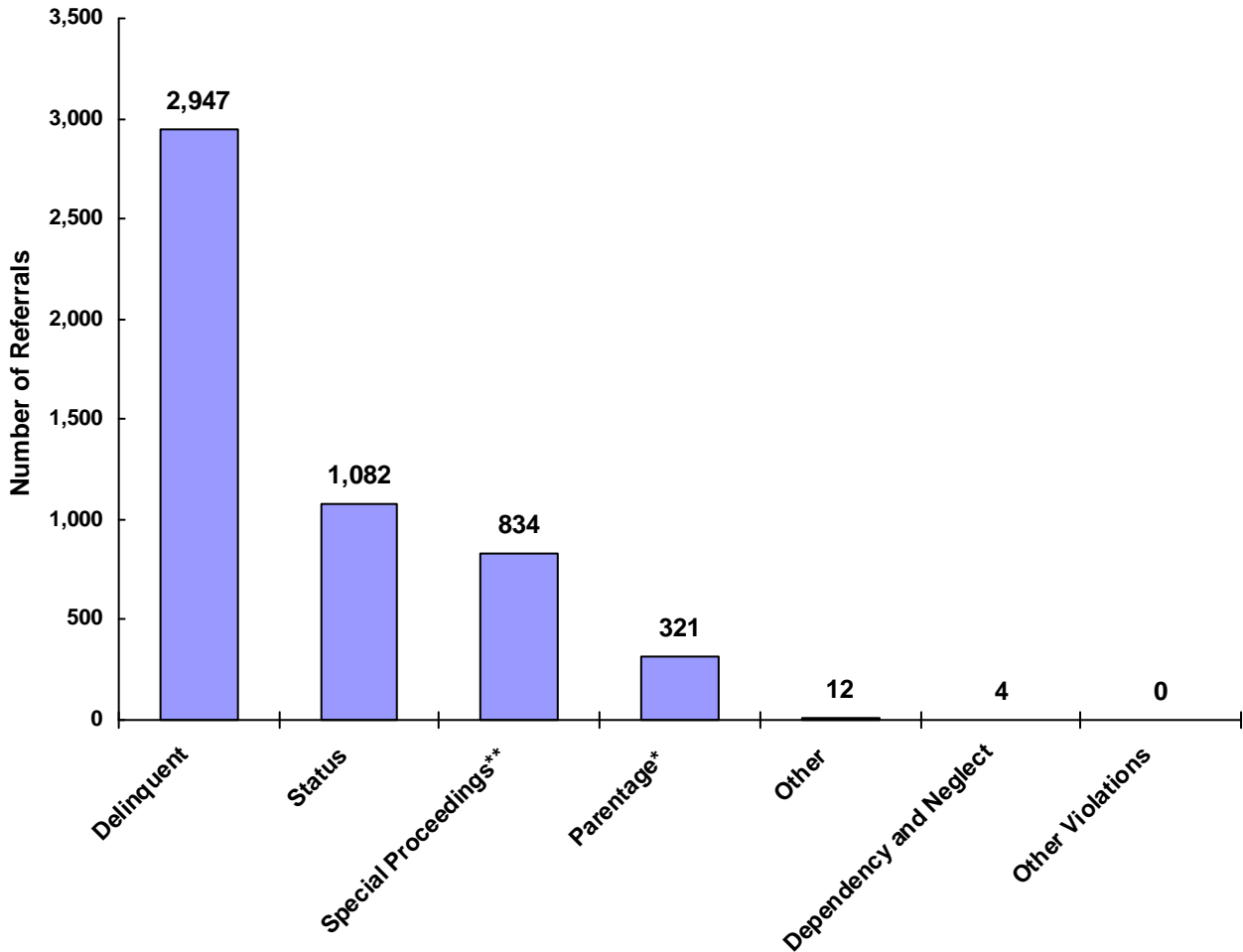
Total number of individual children for ALL referrals
disposed by juvenile courts during CY 2008 equals
2,452

Children can have referrals in multiple categories. The drawing above shows that in the year 2008 there were 2,670 referrals to Montgomery County Juvenile Court for children with only delinquent offenses, 805 for those with only status/unruly behavior, and 1 for children with neglect, dependent or abuse referrals during the calendar year. There were 275 referrals for children that had a delinquent AND a status/unruly referral. There were 1 referrals for children with both delinquent behavior AND a neglect, dependent or abuse allegation. There were 1 referrals for children that had both a status/unruly referral AND a neglect, dependent or abuse allegation. Also, there were 1 referrals for children that had a delinquent referral, a status/unruly referral AND a neglect, dependent or abuse allegation.

**TENNESSEE COUNCIL OF JUVENILE AND FAMILY COURT JUDGES
2008 MONTGOMERY COUNTY JUVENILE COURT STATISTICAL DATA**

Referrals by Type of Offense in CY 2008

Total Referrals = 5,200



* Parentage includes: Custody, Visitation, Paternity/Legitimation and Child Support

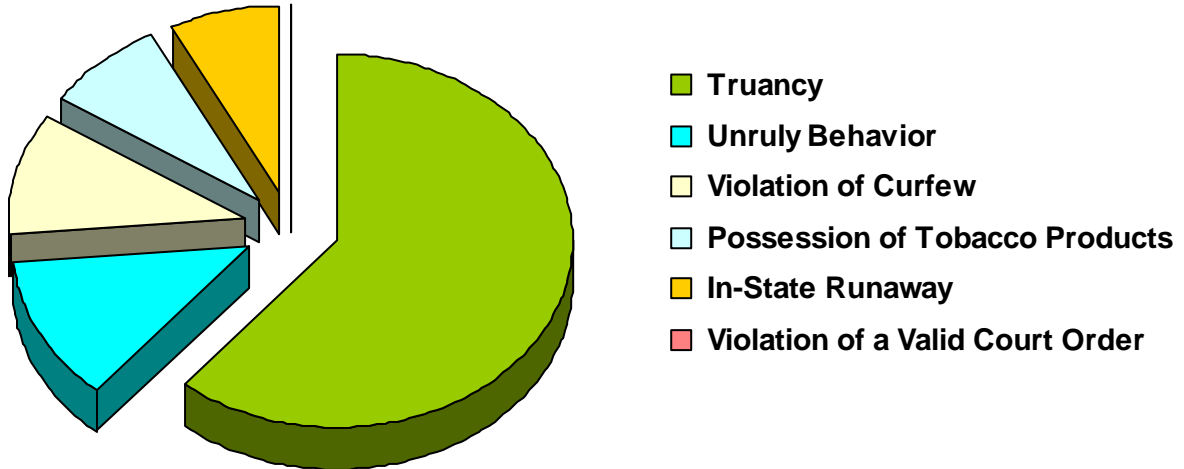
**Special Proceedings include: Judicial Review, Administrative Review, Foster Care Review, Request for Medical Treatment and Consent to Marry

Information from the Juvenile Court represents a total of 2,452 children and 3,753 cases that were reported to the TCJFCJ.

A Status offense is an offense committed by a child that if committed by an adult, would not be considered an offense or unlawful act. An example of this is smoking when not legally an adult.

**TENNESSEE COUNCIL OF JUVENILE AND FAMILY COURT JUDGES
2008 MONTGOMERY COUNTY JUVENILE COURT STATISTICAL DATA**

**Referrals for Status/Unruly Offenses in CY 2008
Total Status/Unruly Referrals = 1,082**



Referral Reason	Count	Percent
Truancy	661	61.09%
Unruly Behavior	136	12.57%
Violation of Curfew	114	10.54%
Possession of Tobacco Products	91	8.41%
In-State Runaway	79	7.30%
Violation of a Valid Court Order	1	0.09%
Out-of-State Runaway	0	0.00%
Total	1,082	

**TENNESSEE COUNCIL OF JUVENILE AND FAMILY COURT JUDGES
2008 MONTGOMERY COUNTY JUVENILE COURT STATISTICAL DATA**

Children* with Delinquent Referrals by Race and Sex for CY 2008

	White	African American	Native American	Asian	Mixed Race	Unknown Race	Total
Male	666	311	2	6	67	13	1,065
Female	392	189	0	8	38	7	634
Unknown Sex	0	0	0	0	0	2	2
Totals	1,058	500	2	14	105	22	1,701

Children* with Status/Unruly Referrals by Race and Sex for CY 2008

	White	African American	Native American	Asian	Mixed Race	Unknown Race	Total
Male	243	106	2	3	32	4	390
Female	171	103	0	5	26	12	317
Unknown Sex	0	0	0	0	0	0	
Totals	414	209	2	8	58	16	707

Children* with Dependency/Neglect/Abuse Allegations by Race and Sex for CY 2008

	White	African American	Native American	Asian	Mixed Race	Unknown Race	Total
Male	0	2	0	0	0	0	2
Female	0	1	0	0	0	1	2
Unknown Sex	0	0	0	0	0	0	
Totals	0	3	0	0	0	1	4

* A child may be counted in more than one category

**TENNESSEE COUNCIL OF JUVENILE AND FAMILY COURT JUDGES
2008 MONTGOMERY COUNTY JUVENILE COURT STATISTICAL DATA**

Delinquent Referrals by Race and Sex for CY 2008

	White	African American	Native American	Asian	Mixed Race	Unknown Race	Total
Male	1,191	568	7	13	120	20	1,919
Female	623	298	0	14	82	8	1,025
Unknown Sex	0	0	0	0	0	3	3
Totals	1,814	866	7	27	202	31	2,947

Status/Unruly Referrals by Race and Sex for CY 2008

	White	African American	Native American	Asian	Mixed Race	Unknown Race	Total
Male	385	153	2	3	49	4	596
Female	251	175	0	5	38	17	486
Unknown Sex	0	0	0	0	0	0	0
Totals	636	328	2	8	87	21	1,082

Dependency/Neglect/Abuse Allegations by Race and Sex for CY 2008

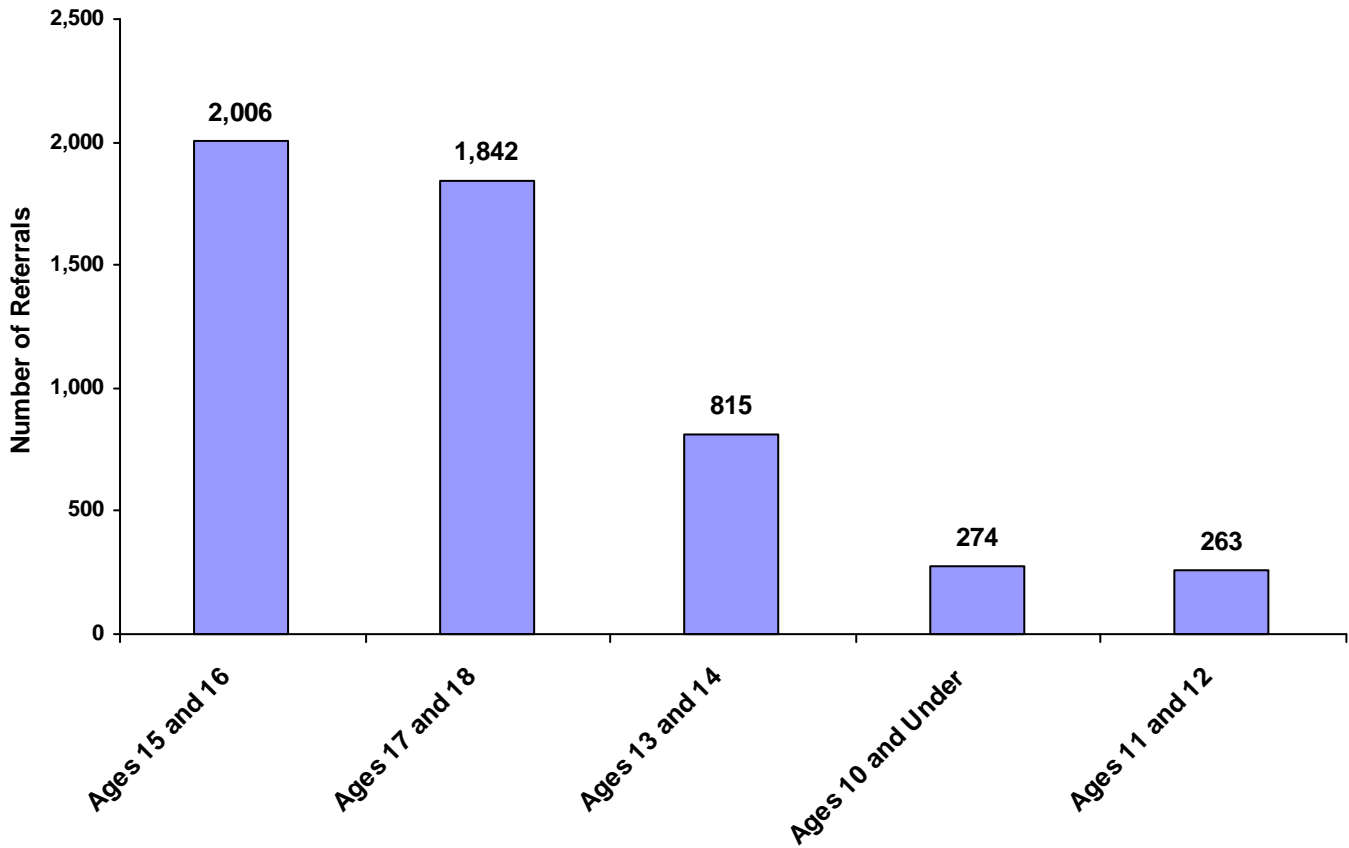
	White	African American	Native American	Asian	Mixed Race	Unknown Race	Total
Male	0	2	0	0	0	0	2
Female	0	1	0	0	0	1	2
Unknown Sex	0	0	0	0	0	0	0
Totals	0	3	0	0	0	1	4

**TENNESSEE COUNCIL OF JUVENILE AND FAMILY COURT JUDGES
2008 MONTGOMERY COUNTY JUVENILE COURT STATISTICAL DATA**

Referrals by Age Group, Race and Sex for CY 2008

	White Male	African American Male	Other Race Male	White Female	African American Female	Other Race Female	Unknown Race or Sex	Total	% of Total Referrals
Birth through Age 10	84	42	24	37	63	19	5	274	5.27%
Ages 11 and 12	89	43	30	36	45	15	5	263	5.06%
Ages 13 and 14	235	208	61	148	103	44	16	815	15.67%
Ages 15 and 16	803	327	92	414	259	81	30	2,006	38.58%
Ages 17 and 18	754	300	68	470	192	53	5	1,842	35.42%
All Age Group Totals	1,965	920	275	1,105	662	212	61	5,200	

Total Referrals by Age Group

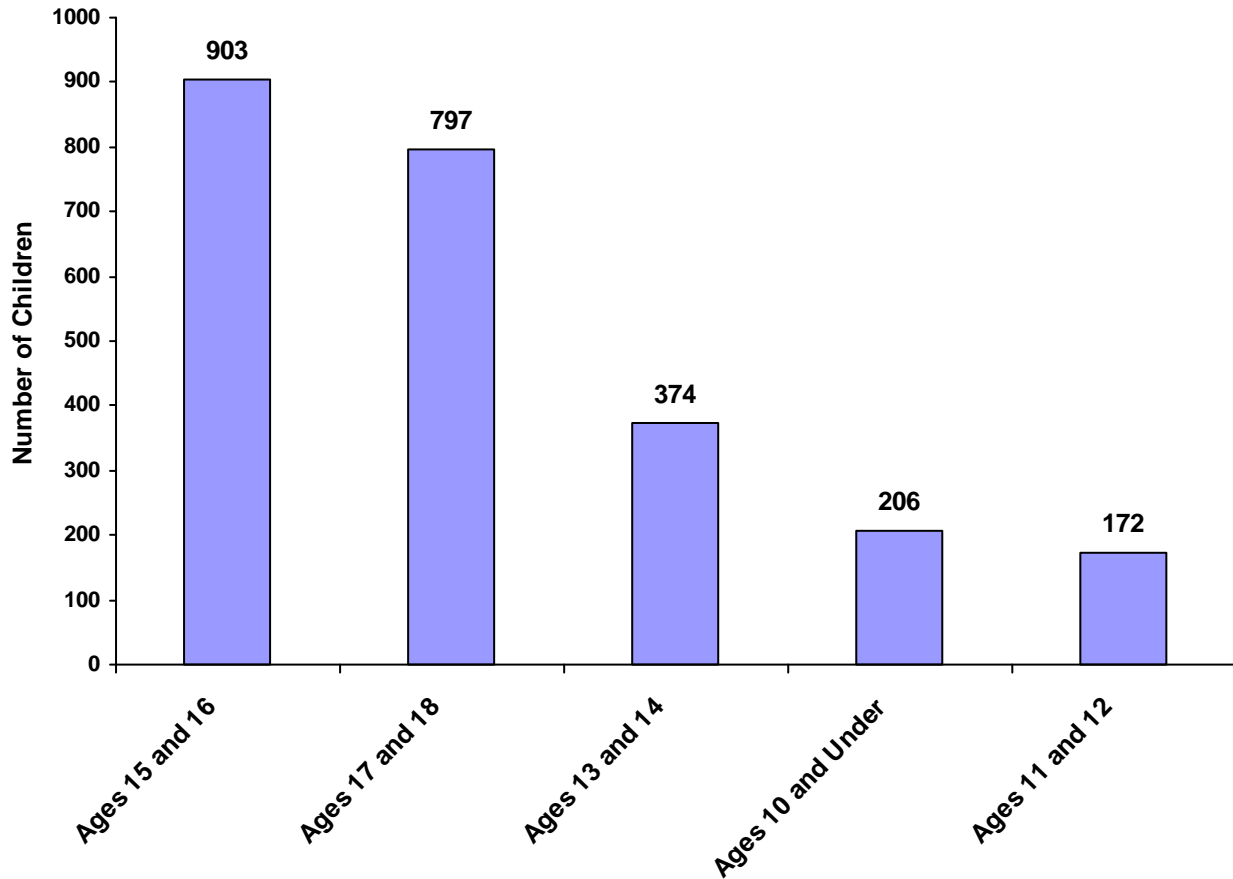


**TENNESSEE COUNCIL OF JUVENILE AND FAMILY COURT JUDGES
2008 MONTGOMERY COUNTY JUVENILE COURT STATISTICAL DATA**

Children Referred by Age Group, Race and Sex for CY 2008

	White Male	African American Male	Other Race Male	White Female	African American Female	Other Race Female	Unknown Race or Sex	Total	% of All Children Referred
Ages 10 and Under	54	30	20	34	47	17	4	206	8.40%
Ages 11 through 12	57	32	19	27	24	10	3	172	7.01%
Ages 13 through 14	120	82	18	75	54	16	9	374	15.25%
Ages 15 through 16	342	143	34	216	111	41	16	903	36.83%
Ages 17 through 18	314	117	33	224	82	22	5	797	32.50%
Ages 19 and Over	0	0	0	0	0	0	0	0	0.00%
Total	887	404	124	576	318	106	37	2,452	

Total Children by Age Group

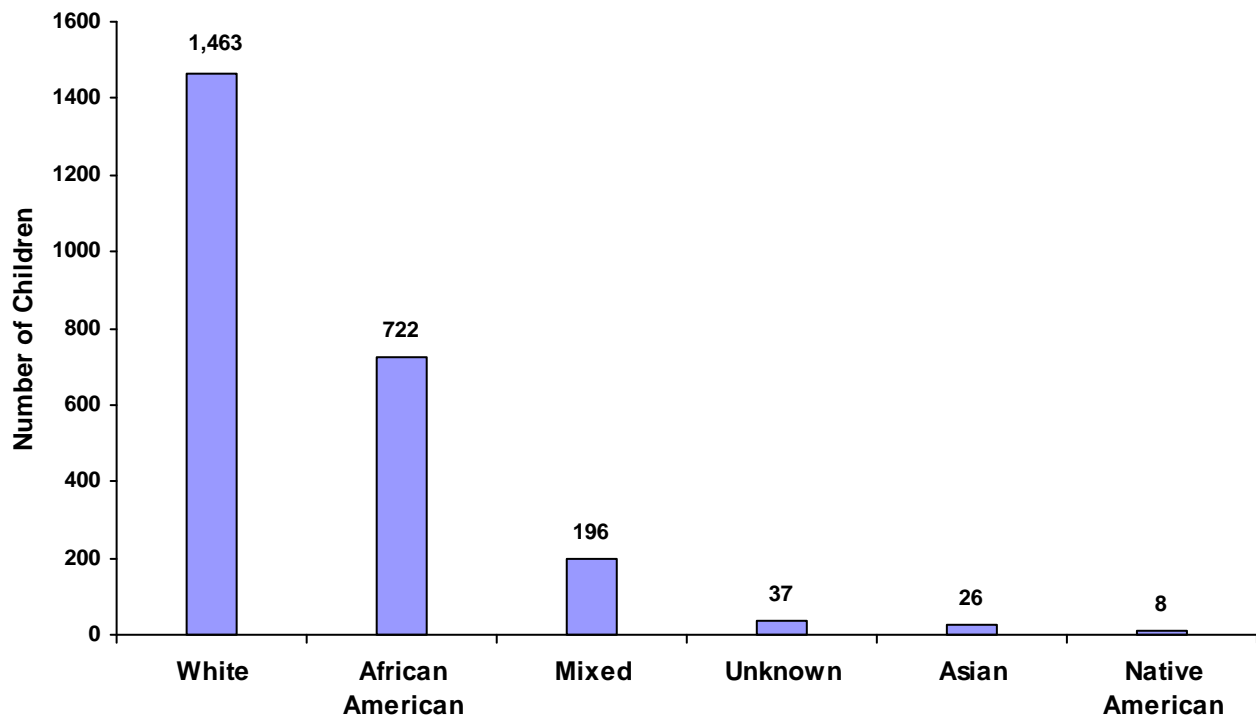


**TENNESSEE COUNCIL OF JUVENILE AND FAMILY COURT JUDGES
2008 MONTGOMERY COUNTY JUVENILE COURT STATISTICAL DATA**

Children Referred by Race and Sex for CY 2008

Race	Male	Female	Unknown	Total
White	887	576	0	1,463
African American	404	318	0	722
Native American	5	3	0	8
Asian	9	17	0	26
Mixed	110	86	0	196
Unknown	16	19	2	37
Total	1,431	1,019	2	2,452

Total Children by Race

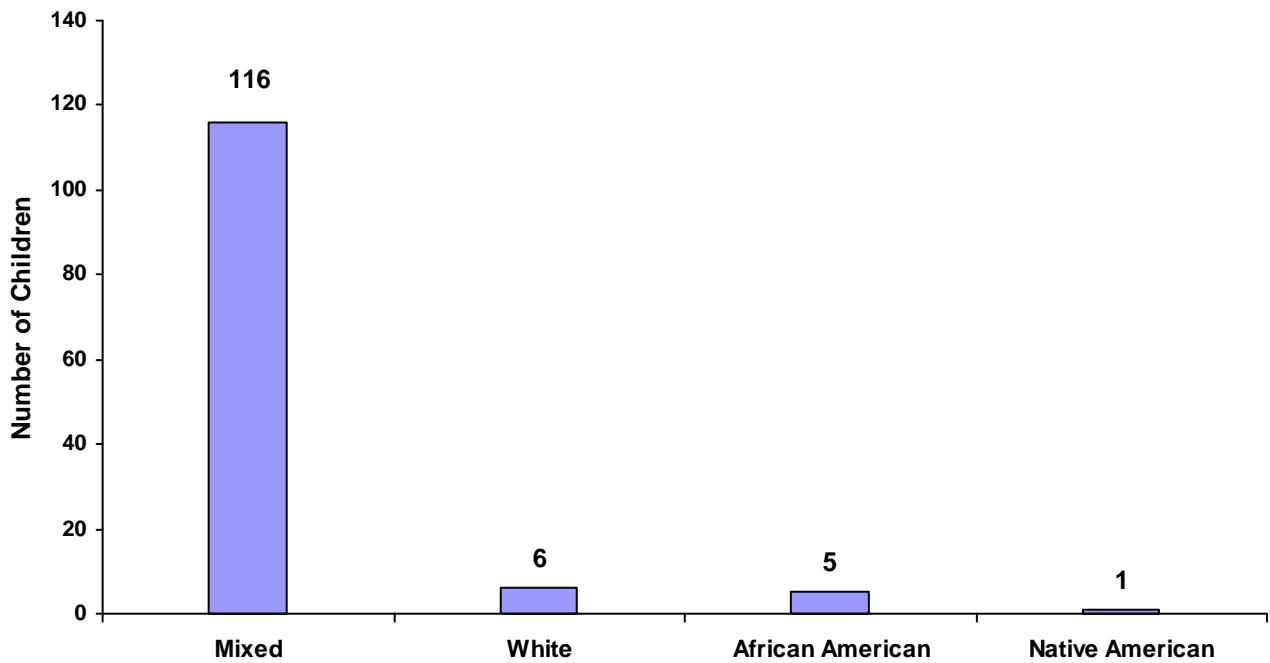


**TENNESSEE COUNCIL OF JUVENILE AND FAMILY COURT JUDGES
2008 MONTGOMERY COUNTY JUVENILE COURT STATISTICAL DATA**

Children of Hispanic Origin by Race and Sex for CY 2008

Race	Male	Female	Unknown	Total
White	2	4	0	6
African American	3	2	0	5
Native American	1	0	0	1
Asian	0	0	0	0
Mixed	68	48	0	116
Unknown	0	0	0	0
Total	74	54	0	128

Total Children of Hispanic Origin by Race



**TENNESSEE COUNCIL OF JUVENILE AND FAMILY COURT JUDGES
2008 MONTGOMERY COUNTY JUVENILE COURT STATISTICAL DATA**

Referrals by Type of Offense, Age Group, Race and Sex for CY 2008

	White Male	African American Male	Other Race Male	White Female	African American Female	Other Race Female	Unknown Race or Sex	Total
Delinquent								
Ages 10 and Under	7	11	6	0	5	0	1	30
Ages 11 through 12	53	28	12	10	25	2	3	133
Ages 13 through 14	120	120	28	50	54	26	6	404
Ages 15 through 16	463	204	60	236	113	38	18	1,132
Ages 17 through 18	548	205	34	327	101	30	3	1,248
Ages 19 and Over	0	0	0	0	0	0	0	0
Total	1,191	568	140	623	298	96	31	2,947
Status								
Ages 10 and Under	14	8	3	8	13	0	3	49
Ages 11 through 12	22	8	6	20	7	1	1	65
Ages 13 through 14	70	40	17	51	24	11	6	219
Ages 15 through 16	174	52	13	107	87	20	9	462
Ages 17 through 18	105	45	15	65	44	11	2	287
Ages 19 and Over	0	0	0	0	0	0	0	0
Total	385	153	54	251	175	43	21	1,082
Dependency and Neglect								
Ages 10 and Under	0	0	0	0	0	0	1	1
Ages 11 through 12	0	0	0	0	0	0	0	0
Ages 13 through 14	0	0	0	0	1	0	0	1
Ages 15 through 16	0	2	0	0	0	0	0	2
Ages 17 through 18	0	0	0	0	0	0	0	0
Ages 19 and Over	0	0	0	0	0	0	0	0
Total	0	2	0	0	1	0	1	4
Other Violations								
Ages 10 and Under	0	0	0	0	0	0	0	0
Ages 11 through 12	0	0	0	0	0	0	0	0
Ages 13 through 14	0	0	0	0	0	0	0	0
Ages 15 through 16	0	0	0	0	0	0	0	0
Ages 17 through 18	0	0	0	0	0	0	0	0
Ages 19 and Over	0	0	0	0	0	0	0	0
Total	0	0	0	0	0	0	0	0

**TENNESSEE COUNCIL OF JUVENILE AND FAMILY COURT JUDGES
2008 MONTGOMERY COUNTY JUVENILE COURT STATISTICAL DATA**

Referrals by Type of Offense, Age Group, Race and Sex for CY 2008

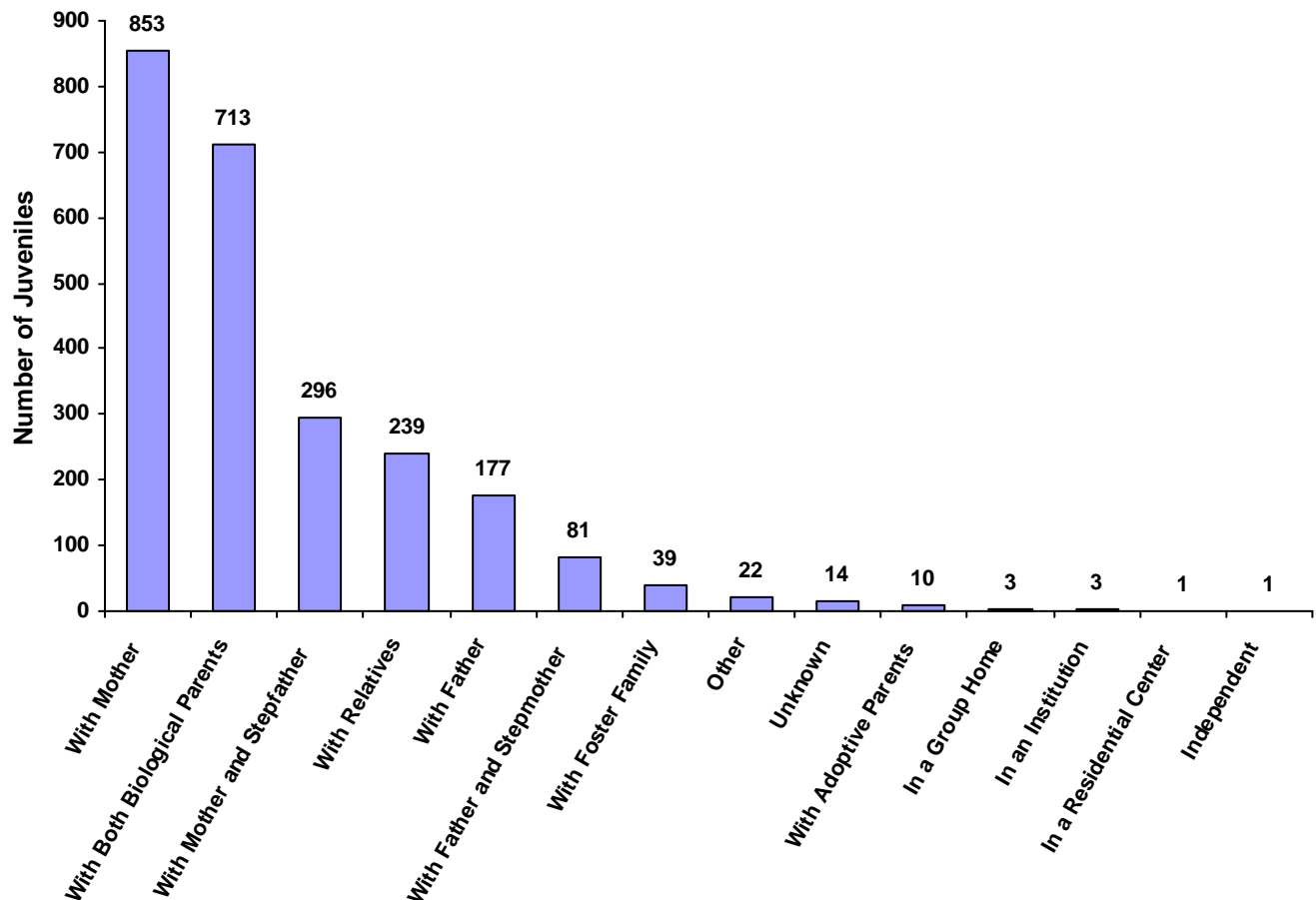
	White Male	African American Male	Other Race Male	White Female	African American Female	Other Race Female	Unknown Race or Sex	Total
Special Proceedings								
Ages 10 and Under	63	23	15	29	45	19	0	194
Ages 11 through 12	14	7	10	6	13	12	1	63
Ages 13 through 14	44	48	16	47	23	7	4	189
Ages 15 through 16	165	65	19	71	59	23	3	405
Ages 17 through 18	101	47	19	78	47	12	0	304
Ages 19 and Over	0	0	0	0	0	0	0	0
Total	387	190	79	231	187	73	8	1,155
Other								
Ages 10 and Under	0	0	0	0	0	0	0	0
Ages 11 through 12	0	0	2	0	0	0	0	2
Ages 13 through 14	1	0	0	0	1	0	0	2
Ages 15 through 16	1	4	0	0	0	0	0	5
Ages 17 through 18	0	3	0	0	0	0	0	3
Ages 19 and Over	0	0	0	0	0	0	0	0
Total	2	7	2	0	1	0	0	12
Grand Total	1,965	920	275	1,105	662	212	61	5,200

TENNESSEE COUNCIL OF JUVENILE AND FAMILY COURT JUDGES 2008 MONTGOMERY COUNTY JUVENILE COURT STATISTICAL DATA

Living Arrangement of Juveniles by Race and Sex for CY 2008

	White Male	African American Male	Other Race Male	White Female	African American Female	Other Race Female	Unknown Race or Sex	Total	% of All Children Referred
With Both Biological Parents	322	74	36	187	56	32	6	713	29.08%
With Father and Stepmother	32	22	3	15	7	2	0	81	3.30%
With Mother and Stepfather	108	52	15	76	29	14	2	296	12.07%
With Mother	242	184	40	184	152	32	19	853	34.79%
With Father	94	18	9	41	11	2	2	177	7.22%
With Relatives	54	41	18	51	51	21	3	239	9.75%
With Adoptive Parents	4	1	0	3	2	0	0	10	0.41%
With Foster Family	14	6	0	12	3	1	3	39	1.59%
In a Group Home	1	1	0	0	1	0	0	3	0.12%
In a Residential Center	1	0	0	0	0	0	0	1	0.04%
In an Institution	2	0	0	0	1	0	0	3	0.12%
Independent	0	1	0	0	0	0	0	1	0.04%
Unknown	5	2	0	4	1	0	2	14	0.57%
Other	8	2	3	3	4	2	0	22	0.90%
Totals	887	404	124	576	318	106	37	2,452	

Living Arrangement of Juveniles



**TENNESSEE COUNCIL OF JUVENILE AND FAMILY COURT JUDGES
2008 MONTGOMERY COUNTY JUVENILE COURT STATISTICAL DATA**

Last Grade Completed by Children by Race and Sex for CY 2008

	White Male	African American Male	Other Race Male	White Female	African American Female	Other Race Female	Unknown Race or Sex	Total	% of All Children Referred
Too Young for School	14	12	5	10	18	11	1	71	2.90%
Preschool	6	1	1	3	5	0	0	16	0.65%
Kindergarten	5	3	0	3	2	3	0	16	0.65%
1st Grade	8	4	4	3	7	1	0	27	1.10%
2nd Grade	6	5	2	5	4	1	1	24	0.98%
3rd Grade	9	2	3	5	5	1	2	27	1.10%
4th Grade	9	2	5	6	6	2	0	30	1.22%
5th Grade	35	15	7	12	12	4	0	85	3.47%
6th Grade	33	29	12	25	17	6	5	127	5.18%
7th Grade	57	46	10	30	28	8	2	181	7.38%
8th Grade	99	59	14	53	39	7	1	272	11.09%
9th Grade	127	64	20	71	45	26	6	359	14.64%
10th Grade	167	74	13	105	69	15	6	449	18.31%
11th Grade	121	49	20	95	36	15	1	337	13.74%
12th Grade	11	7	2	21	6	0	0	47	1.92%
Non-Graded Special Ed	0	0	0	0	0	0	0	0	0.00%
GED	2	0	0	4	0	1	0	7	0.29%
Graduated	0	0	0	0	0	0	0	0	0.00%
Never Attended School	0	0	0	0	0	0	0	0	0.00%
Unknown	177	32	6	125	19	5	12	376	15.33%
Other	1	0	0	0	0	0	0	1	0.04%
Totals	887	404	124	576	318	106	37	2,452	

Children Enrolled in School

	Children	% of All Children
Enrolled	2,243	91.48%
Not Enrolled	118	4.81%
Unknown	91	3.71%
	2,452	

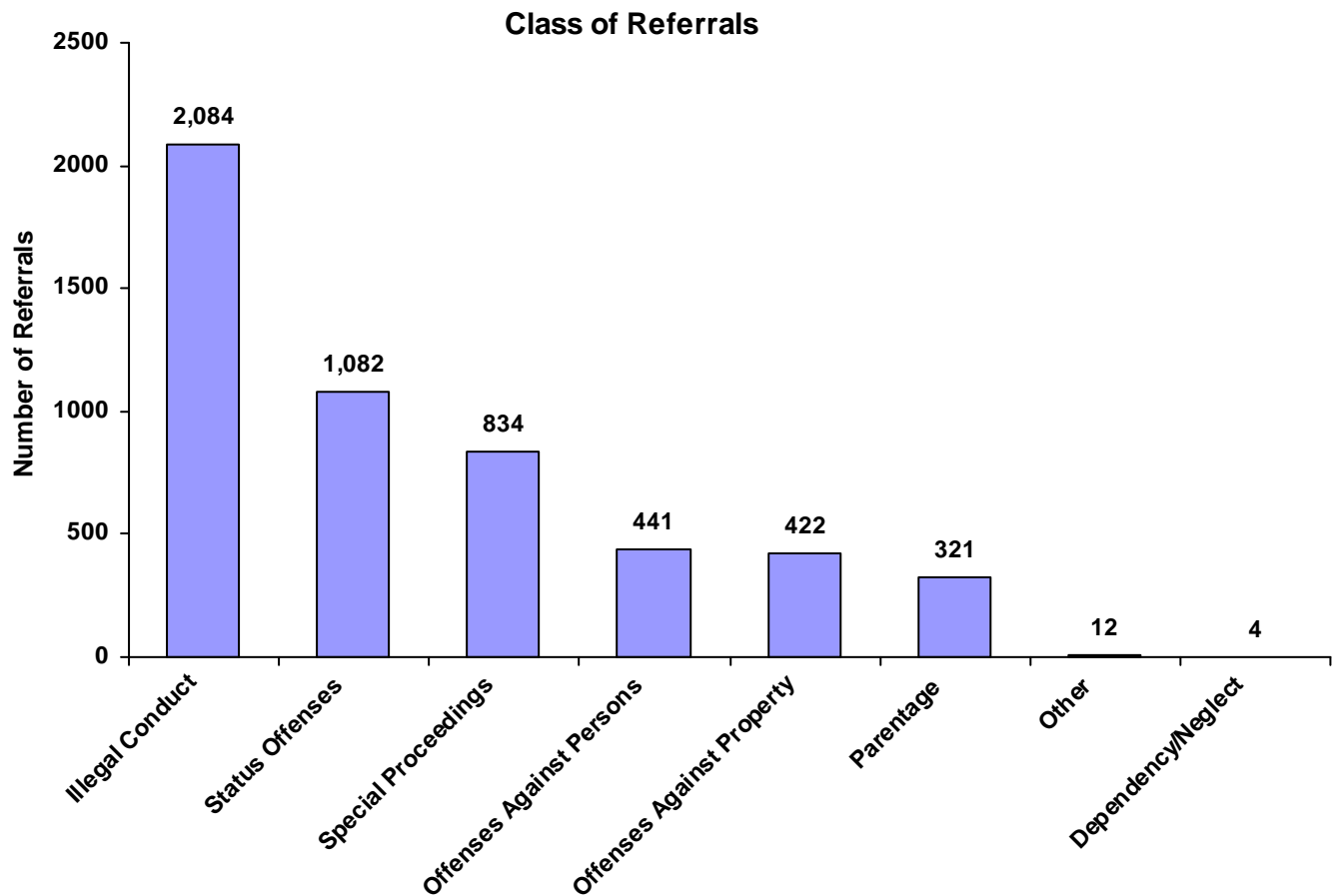
Children Enrolled in Special Education

	Children	% of All Children
Enrolled	25	1.02%
Not Enrolled	2,401	97.92%
Unknown	26	1.06%
	2,452	

**TENNESSEE COUNCIL OF JUVENILE AND FAMILY COURT JUDGES
2008 MONTGOMERY COUNTY JUVENILE COURT STATISTICAL DATA**

Class of Referrals by Race and Sex for CY 2008

	White Male	African American Male	Other Race Male	White Female	African American Female	Other Race Female	Unknown Race or Sex	Total	% of Total Referrals
Offenses Against Persons	142	146	30	41	57	11	14	441	8.48%
Offenses Against Property	107	105	37	72	71	17	13	422	8.12%
Illegal Conduct	942	317	73	510	170	68	4	2,084	40.08%
Status Offenses	385	153	54	251	175	43	21	1,082	20.81%
Dependency/Neglect	0	2	0	0	1	0	1	4	0.08%
Other Violation Proceedings	0	0	0	0	0	0	0	0	0.00%
Parentage	81	43	31	58	68	40	0	321	6.17%
Special Proceedings	306	147	48	173	119	33	8	834	16.04%
Other	2	7	2	0	1	0	0	12	0.23%
Totals	1,965	920	275	1,105	662	212	61	5,200	



**TENNESSEE COUNCIL OF JUVENILE AND FAMILY COURT JUDGES
2008 MONTGOMERY COUNTY JUVENILE COURT STATISTICAL DATA**

Referrals by Class and Type Of Offense by Race and Sex for CY 2008

	White Male	African American Male	Other Race Male	White Female	African American Female	Other Race Female	Unknown Race or Sex	Total
<u>Offenses Against Persons</u>								
Assault	84	82	21	33	49	9	9	287
Aggravated Assault	17	18	2	5	4	2	2	50
Rape of a Child	18	6	5	1	0	0	0	30
Other Sexual Offenses	12	8	1	0	0	0	0	21
Reckless Endangerment	5	6	0	0	3	0	0	14
Aggravated Robbery	2	9	0	0	0	0	1	12
Robbery	1	7	1	0	0	0	1	10
Aggravated Sexual Battery	1	5	0	0	0	0	0	6
Rape	1	2	0	0	0	0	1	4
Esp. Aggravated Robbery	1	0	0	1	0	0	0	2
Attempted Crime Against a Person	0	1	0	0	1	0	0	2
Criminal Homicide	0	1	0	0	0	0	0	1
1st Degree Murder	0	1	0	0	0	0	0	1
Aggravated Vehicular Homicide	0	0	0	1	0	0	0	1
2nd Degree Murder	0	0	0	0	0	0	0	0
Aggravated Rape	0	0	0	0	0	0	0	0
Esp. Aggravated Kidnapping	0	0	0	0	0	0	0	0
Aggravated Kidnapping	0	0	0	0	0	0	0	0
Aggravated Child Abuse / Neglect	0	0	0	0	0	0	0	0
Voluntary Manslaughter	0	0	0	0	0	0	0	0
Vehicular Homicide	0	0	0	0	0	0	0	0
Sexual Abuse of a Child	0	0	0	0	0	0	0	0
Criminally Negligent Homicide	0	0	0	0	0	0	0	0
Totals	142	146	30	41	57	11	14	441
<u>Offenses Against Property</u>								
Theft of Property	43	46	12	49	53	8	7	218
Vandalism	33	17	3	14	5	7	3	82
Aggravated Burglary	6	24	14	2	4	0	3	53
Unauthorized Use of a Vehicle	11	5	1	4	1	2	0	24
Burglary	10	8	4	1	0	0	0	23
Illegal Poss/Use of Credit/Debit Cards	2	5	1	2	1	0	0	11
Forgery	0	0	0	0	7	0	0	7
Arson	1	0	2	0	0	0	0	3
Cruelty to Animals	1	0	0	0	0	0	0	1
Aggravated Arson	0	0	0	0	0	0	0	0
Worthless Checks	0	0	0	0	0	0	0	0
Totals	107	105	37	72	71	17	13	422

**TENNESSEE COUNCIL OF JUVENILE AND FAMILY COURT JUDGES
2008 MONTGOMERY COUNTY JUVENILE COURT STATISTICAL DATA**

Referrals by Class and Type Of Offense by Race and Sex for CY 2008

	White Male	African American Male	Other Race Male	White Female	African American Female	Other Race Female	Unknown Race or Sex	Total
<u>Illegal Conduct</u>								
Traffic	575	120	26	364	74	36	0	1,195
Disorderly Conduct	53	62	5	14	47	5	1	187
Possession of Controlled Substances	79	25	14	30	4	3	0	155
Violation of Probation	49	29	12	16	16	6	0	128
Possession/Consumption of Alcohol	59	8	2	43	5	6	0	123
Other Drug Offenses	34	9	4	10	3	3	0	63
Carrying Weapons on School Property	21	14	2	4	3	1	0	45
Resist Stop/Frisk/Halt/Arrest/Search	5	15	1	2	5	0	1	29
Evading Arrest	8	4	2	2	2	6	0	24
Unlawful Carrying / Poss of a Weapon	9	12	1	0	0	0	1	23
Criminal Trespass	8	6	1	4	2	1	0	22
Filing a False Police Report	4	2	0	4	5	0	0	15
Sale of Controlled Substances	11	1	2	0	0	0	0	14
Harassment	6	1	0	5	0	0	1	13
Driving Under Influence (DUI)	4	2	0	5	0	1	0	12
Local Ordinances	6	2	0	2	0	0	0	10
Public Intoxication	6	0	0	2	1	0	0	9
Criminal Impersonation	1	2	1	1	3	0	0	8
Criminal Attempt	0	2	0	0	0	0	0	2
Aggravated Criminal Trespass	0	0	0	2	0	0	0	2
Contempt of Court	2	0	0	0	0	0	0	2
Gambling	0	1	0	0	0	0	0	1
Violation of Wildlife Regulations	1	0	0	0	0	0	0	1
Violation of Aftercare	1	0	0	0	0	0	0	1
Escape	0	0	0	0	0	0	0	0
Failure to Appear	0	0	0	0	0	0	0	0
Totals	942	317	73	510	170	68	4	2,084
<u>Status Offenses</u>								
Truancy	232	74	32	161	122	23	17	661
Unruly Behavior	36	39	2	28	24	3	4	136
Violation of Curfew	43	20	14	17	11	9	0	114
Possession of Tobacco Products	53	10	5	19	2	2	0	91
In-State Runaway	21	9	1	26	16	6	0	79
Violation of a Valid Court Order	0	1	0	0	0	0	0	1
Out-of-State Runaway	0	0	0	0	0	0	0	0
Totals	385	153	54	251	175	43	21	1,082
<u>Dependency/Neglect</u>								
Dependency / Neglect	0	2	0	0	0	0	1	3
Physically Abused Child	0	0	0	0	1	0	0	1
Sexually Abused Child	0	0	0	0	0	0	0	0
Termination of Parental Rights	0	0	0	0	0	0	0	0
Totals	0	2	0	0	1	0	1	4

**TENNESSEE COUNCIL OF JUVENILE AND FAMILY COURT JUDGES
2008 MONTGOMERY COUNTY JUVENILE COURT STATISTICAL DATA**

Referrals by Class and Type Of Offense by Race and Sex for CY 2008

	White Male	African American Male	Other Race Male	White Female	African American Female	Other Race Female	Unknown Race or Sex	Total
<u>Other Violation Proceedings</u>								
Violation of Pretrial Diversion	0	0	0	0	0	0	0	0
Violation of Informal Adjustment	0	0	0	0	0	0	0	0
Totals	0	0	0	0	0	0	0	0
<u>Parentage</u>								
Custody	81	43	31	58	68	40	0	321
Visitation	0	0	0	0	0	0	0	0
Paternity / Legitimation	0	0	0	0	0	0	0	0
Child Support	0	0	0	0	0	0	0	0
Totals	81	43	31	58	68	40	0	321
<u>Special Proceedings</u>								
Judicial Review	306	147	48	173	119	33	8	834
Administrative Review	0	0	0	0	0	0	0	0
Foster Care Review	0	0	0	0	0	0	0	0
Request for Medical Treatment	0	0	0	0	0	0	0	0
Consent to Marry	0	0	0	0	0	0	0	0
Totals	306	147	48	173	119	33	8	834
<u>Other</u>								
Other	2	7	2	0	1	0	0	12
Totals	2	7	2	0	1	0	0	12
All Referral Totals	1,965	920	275	1,105	662	212	61	5,200

**TENNESSEE COUNCIL OF JUVENILE AND FAMILY COURT JUDGES
2008 MONTGOMERY COUNTY JUVENILE COURT STATISTICAL DATA**

Referral Reasons by Type of Offense, Race and Sex for CY 2008

	White Male	African American Male	Other Race Male	White Female	African American Female	Other Race Female	Unknown Race or Sex	Total
Delinquent								
Traffic	575	120	26	364	74	36	0	1,195
Assault	84	82	21	33	49	9	9	287
Theft of Property	43	46	12	49	53	8	7	218
Disorderly Conduct	53	62	5	14	47	5	1	187
Possession of Controlled Substances	79	25	14	30	4	3	0	155
Violation of Probation	49	29	12	16	16	6	0	128
Possession/Consumption of Alcohol	59	8	2	43	5	6	0	123
Vandalism	33	17	3	14	5	7	3	82
Other Drug Offenses	34	9	4	10	3	3	0	63
Aggravated Burglary	6	24	14	2	4	0	3	53
Aggravated Assault	17	18	2	5	4	2	2	50
Carrying Weapons on School Property	21	14	2	4	3	1	0	45
Rape of a Child	18	6	5	1	0	0	0	30
Resist Stop/Frisk/Halt/Arrest/Search	5	15	1	2	5	0	1	29
Unauthorized Use of a Vehicle	11	5	1	4	1	2	0	24
Evading Arrest	8	4	2	2	2	6	0	24
Burglary	10	8	4	1	0	0	0	23
Unlawful Carrying / Poss of a Weapon	9	12	1	0	0	0	1	23
Criminal Trespass	8	6	1	4	2	1	0	22
Other Sexual Offenses	12	8	1	0	0	0	0	21
Filing a False Police Report	4	2	0	4	5	0	0	15
Reckless Endangerment	5	6	0	0	3	0	0	14
Sale of Controlled Substances	11	1	2	0	0	0	0	14
Harassment	6	1	0	5	0	0	1	13
Aggravated Robbery	2	9	0	0	0	0	1	12
Driving Under Influence (DUI)	4	2	0	5	0	1	0	12
Illegal Poss/Use of Credit/Debit Cards	2	5	1	2	1	0	0	11
Robbery	1	7	1	0	0	0	1	10
Local Ordinances	6	2	0	2	0	0	0	10
Public Intoxication	6	0	0	2	1	0	0	9
Criminal Impersonation	1	2	1	1	3	0	0	8
Forgery	0	0	0	0	7	0	0	7
Aggravated Sexual Battery	1	5	0	0	0	0	0	6
Rape	1	2	0	0	0	0	1	4
Arson	1	0	2	0	0	0	0	3
Esp. Aggravated Robbery	1	0	0	1	0	0	0	2
Attempted Crime Against a Person	0	1	0	0	1	0	0	2
Criminal Attempt	0	2	0	0	0	0	0	2
Aggravated Criminal Trespass	0	0	0	2	0	0	0	2
Contempt of Court	2	0	0	0	0	0	0	2
Criminal Homicide	0	1	0	0	0	0	0	1
1st Degree Murder	0	1	0	0	0	0	0	1
Aggravated Vehicular Homicide	0	0	0	1	0	0	0	1
Cruelty to Animals	1	0	0	0	0	0	0	1
Gambling	0	1	0	0	0	0	0	1
Violation of Wildlife Regulations	1	0	0	0	0	0	0	1
Violation of Aftercare	1	0	0	0	0	0	0	1
2nd Degree Murder	0	0	0	0	0	0	0	0
Aggravated Rape	0	0	0	0	0	0	0	0
Esp. Aggravated Kidnapping	0	0	0	0	0	0	0	0
Aggravated Kidnapping	0	0	0	0	0	0	0	0
Aggravated Child Abuse / Neglect	0	0	0	0	0	0	0	0

**TENNESSEE COUNCIL OF JUVENILE AND FAMILY COURT JUDGES
2008 MONTGOMERY COUNTY JUVENILE COURT STATISTICAL DATA**

Referral Reasons by Type of Offense, Race and Sex for CY 2008

	White Male	African American Male	Other Race Male	White Female	African American Female	Other Race Female	Unknown Race or Sex	Total
<u>Delinquent</u>								
Voluntary Manslaughter	0	0	0	0	0	0	0	0
Vehicular Homicide	0	0	0	0	0	0	0	0
Sexual Abuse of a Child	0	0	0	0	0	0	0	0
Criminally Negligent Homicide	0	0	0	0	0	0	0	0
Aggravated Arson	0	0	0	0	0	0	0	0
Worthless Checks	0	0	0	0	0	0	0	0
Escape	0	0	0	0	0	0	0	0
Failure to Appear	0	0	0	0	0	0	0	0
Totals	1,191	568	140	623	298	96	31	2,947
<u>Status</u>								
Truancy	232	74	32	161	122	23	17	661
Unruly Behavior	36	39	2	28	24	3	4	136
Violation of Curfew	43	20	14	17	11	9	0	114
Possession of Tobacco Products	53	10	5	19	2	2	0	91
In-State Runaway	21	9	1	26	16	6	0	79
Violation of a Valid Court Order	0	1	0	0	0	0	0	1
Out-of-State Runaway	0	0	0	0	0	0	0	0
Totals	385	153	54	251	175	43	21	1,082
<u>Dependency and Neglect</u>								
Dependency / Neglect	0	2	0	0	0	0	1	3
Physically Abused Child	0	0	0	0	1	0	0	1
Sexually Abused Child	0	0	0	0	0	0	0	0
Termination of Parental Rights	0	0	0	0	0	0	0	0
Totals	0	2	0	0	1	0	1	4
<u>Other Violations</u>								
Violation of Pretrial Diversion	0	0	0	0	0	0	0	0
Violation of Informal Adjustment	0	0	0	0	0	0	0	0
Totals	0	0	0	0	0	0	0	0
<u>Special Proceedings</u>								
Judicial Review	306	147	48	173	119	33	8	834
Custody	81	43	31	58	68	40	0	321
Administrative Review	0	0	0	0	0	0	0	0
Foster Care Review	0	0	0	0	0	0	0	0
Visitation	0	0	0	0	0	0	0	0
Paternity / Legitimation	0	0	0	0	0	0	0	0
Child Support	0	0	0	0	0	0	0	0
Request for Medical Treatment	0	0	0	0	0	0	0	0
Consent to Marry	0	0	0	0	0	0	0	0
Totals	387	190	79	231	187	73	8	1,155
<u>Other</u>								
Other	2	7	2	0	1	0	0	12
Totals	2	7	2	0	1	0	0	12
All Referral Totals	1,965	920	275	1,105	662	212	61	5,200

**TENNESSEE COUNCIL OF JUVENILE AND FAMILY COURT JUDGES
2008 MONTGOMERY COUNTY JUVENILE COURT STATISTICAL DATA**

Top 4 Referral Reasons by Race and Sex for CY 2008

Sex	Race	Referral Reason	Total
Male			
	White	1. Traffic	575
		2. Judicial Review	306
		3. Truancy	232
		4. Assault	84
	African American	1. Judicial Review	147
		2. Traffic	120
		3. Assault	82
		4. Truancy	74
	Other Race	1. Judicial Review	48
		2. Truancy	32
		3. Custody	31
		4. Traffic	26
Female			
	White	1. Traffic	364
		2. Judicial Review	173
		3. Truancy	161
		4. Custody	58
	African American	1. Truancy	122
		2. Judicial Review	119
		3. Traffic	74
		4. Custody	68
	Other Race	1. Custody	40
		2. Traffic	36
		3. Judicial Review	33
		4. Truancy	23
Unknown			
	Unknown	1. Truancy	17
		2. Assault	9
		3. Judicial Review	8
		4. Theft of Property	7

**TENNESSEE COUNCIL OF JUVENILE AND FAMILY COURT JUDGES
2008 MONTGOMERY COUNTY JUVENILE COURT STATISTICAL DATA**

Top 4 Referral Reasons by Race and Sex and by Type of Offense for CY 2008

Sex	Race	Referral Type	Referral Reason	Total
Male	White	Delinquent	1. Traffic	575
			2. Assault	84
			3. Possession of Controlled Substances	79
			4. Possession/Consumption of Alcohol	59
		Status	1. Truancy	232
			2. Possession of Tobacco Products	53
			3. Violation of Curfew	43
			4. Unruly Behavior	36
		Special Proceedings	1. Judicial Review	306
			2. Custody	81
		Other	1. Other	2
			<hr/>	
		Male	African American	Delinquent
2. Assault	82			
3. Disorderly Conduct	62			
4. Theft of Property	46			
Status	1. Truancy			74
	2. Unruly Behavior			39
	3. Violation of Curfew			20
	4. Possession of Tobacco Products			10
Dependency and Neglect	1. Dependency / Neglect			2
	Special Proceedings			1. Judicial Review
				2. Custody
Other	1. Other			7
	<hr/>			
Male	Other Race	Delinquent	1. Traffic	26
			2. Assault	21
			3. Possession of Controlled Substances	14
			4. Aggravated Burglary	14
		Status	1. Truancy	32
			2. Violation of Curfew	14
			3. Possession of Tobacco Products	5
			4. Unruly Behavior	2
		Special Proceedings	1. Judicial Review	48
			2. Custody	31
		Other	1. Other	2

**TENNESSEE COUNCIL OF JUVENILE AND FAMILY COURT JUDGES
2008 MONTGOMERY COUNTY JUVENILE COURT STATISTICAL DATA**

Top 4 Referral Reasons by Race and Sex and by Type of Offense for CY 2008

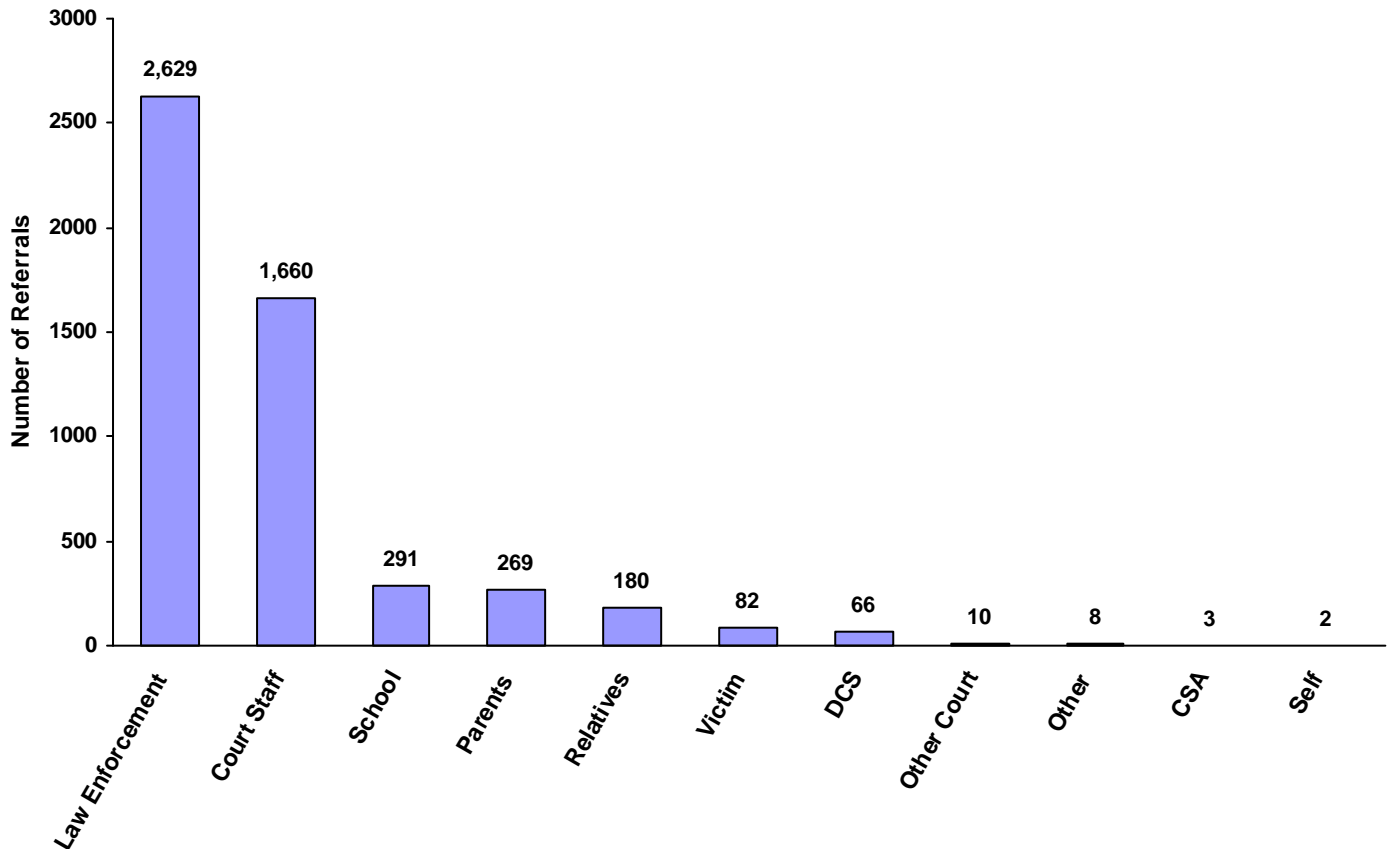
Sex	Race	Referral Type	Referral Reason	Total		
Female	White	Delinquent	1. Traffic	364		
			2. Theft of Property	49		
			3. Possession/Consumption of Alcohol	43		
			4. Assault	33		
		Status	1. Truancy	161		
			2. Unruly Behavior	28		
			3. In-State Runaway	26		
		Special Proceedings	4. Possession of Tobacco Products	19		
			1. Judicial Review	173		
			2. Custody	58		
		Female	African American	Delinquent	1. Traffic	74
					2. Theft of Property	53
3. Assault	49					
4. Disorderly Conduct	47					
Status	1. Truancy			122		
	2. Unruly Behavior			24		
	3. In-State Runaway			16		
Dependency and Neglect	4. Violation of Curfew			11		
	1. Physically Abused Child			1		
Special Proceedings	1. Judicial Review			119		
	2. Custody			68		
Other	1. Other			1		
Female	Other Race	Delinquent	1. Traffic	36		
			2. Assault	9		
			3. Theft of Property	8		
			4. Vandalism	7		
		Status	1. Truancy	23		
			2. Violation of Curfew	9		
			3. In-State Runaway	6		
		Special Proceedings	4. Unruly Behavior	3		
			1. Custody	40		
			2. Judicial Review	33		
		Unknown	Unknown	Delinquent	1. Assault	9
					2. Theft of Property	7
3. Vandalism	3					
4. Aggravated Burglary	3					
Status	1. Truancy			17		
	2. Unruly Behavior			4		
Dependency and Neglect	1. Dependency / Neglect			1		
	1. Judicial Review			8		

**TENNESSEE COUNCIL OF JUVENILE AND FAMILY COURT JUDGES
2008 MONTGOMERY COUNTY JUVENILE COURT STATISTICAL DATA**

Source of Referrals by Race and Sex for CY 2008

	White Male	African American Male	Other Race Male	White Female	African American Female	Other Race Female	Unknown Race or Sex	Total	% of Total Referrals
Law Enforcement	1,067	501	131	564	248	96	22	2,629	50.56%
Parents	88	48	12	57	48	14	2	269	5.17%
Relatives	32	26	20	34	42	26	0	180	3.46%
Self	1	0	1	0	0	0	0	2	0.04%
School	96	33	15	67	57	14	9	291	5.60%
CSA	0	2	0	1	0	0	0	3	0.06%
DCS	23	11	4	9	11	4	4	66	1.27%
Other State Department	0	0	0	0	0	0	0	0	0.00%
District Attorney's Office	0	0	0	0	0	0	0	0	0.00%
Court Staff	622	273	87	357	246	54	21	1,660	31.92%
Social Agency	0	0	0	0	0	0	0	0	0.00%
Other Court	6	1	0	1	2	0	0	10	0.19%
Victim	29	24	4	14	5	3	3	82	1.58%
Child & Parent	0	0	0	0	0	0	0	0	0.00%
Hospital	0	0	0	0	0	0	0	0	0.00%
Unknown	0	0	0	0	0	0	0	0	0.00%
Other	1	1	1	1	3	1	0	8	0.15%
Totals	1,965	920	275	1,105	662	212	61	5,200	

Total Source of Referrals



**TENNESSEE COUNCIL OF JUVENILE AND FAMILY COURT JUDGES
2008 MONTGOMERY COUNTY JUVENILE COURT STATISTICAL DATA**

Six Most Frequent Referral Reasons by Source, Race and Sex for CY 2008

	White Male	African American Male	Other Race Male	White Female	African American Female	Other Race Female	Unknown Race or Sex	Total
<u>Law Enforcement</u>								
1. Traffic	549	118	26	344	70	35	0	1,142
2. Theft of Property	32	40	12	41	46	8	6	185
3. Disorderly Conduct	47	53	5	10	42	5	1	163
4. Assault	39	53	13	15	27	5	5	157
5. Possession of Controlled Substances	66	22	13	25	4	3	0	133
6. Violation of Curfew	40	20	14	15	11	9	0	109
<u>Parents</u>								
1. Custody	47	17	11	22	27	13	0	137
2. Unruly Behavior	17	17	0	17	12	1	2	66
3. In-State Runaway	6	7	0	13	6	0	0	32
4. Truancy	5	1	0	2	1	0	0	9
5. Vandalism	3	1	1	0	1	0	0	6
6. Theft of Property	2	2	0	1	0	0	0	5
<u>Relatives</u>								
1. Custody	31	24	19	33	40	26	0	173
2. Theft of Property	1	1	0	0	0	0	0	2
3. Unruly Behavior	0	1	1	0	0	0	0	2
4. Assault	0	0	0	0	1	0	0	1
5. In-State Runaway	0	0	0	0	1	0	0	1
6. Truancy	0	0	0	1	0	0	0	1
<u>Self</u>								
1. Assault	0	0	1	0	0	0	0	1
2. Custody	1	0	0	0	0	0	0	1
3. NO REFERRAL SUBMITTED	0	0	0	0	0	0	0	0
<u>School</u>								
1. Truancy	95	31	15	65	51	14	9	280
2. Assault	0	0	0	0	2	0	0	2
3. Disorderly Conduct	0	0	0	0	2	0	0	2
4. Resisting Stop, Frisk, Halt, Arrest or Se	0	0	0	0	2	0	0	2
5. Unruly Behavior	0	1	0	1	0	0	0	2
6. Custody	0	0	0	1	0	0	0	1
<u>Community Service Agencies</u>								
1. Unruly Behavior	0	2	0	0	0	0	0	2
2. Truancy	0	0	0	1	0	0	0	1
3. NO REFERRAL SUBMITTED	0	0	0	0	0	0	0	0

**TENNESSEE COUNCIL OF JUVENILE AND FAMILY COURT JUDGES
2008 MONTGOMERY COUNTY JUVENILE COURT STATISTICAL DATA**

Six Most Frequent Referral Reasons by Source, Race and Sex for CY 2008

	White Male	African American Male	Other Race Male	White Female	African American Female	Other Race Female	Unknown Race or Sex	Total
<u>Department of Children's Services</u>								
1. Violation of Probation	14	8	4	5	3	2	0	36
2. In-State Runaway	1	0	0	4	6	2	0	13
3. Unruly Behavior	4	1	0	0	0	0	2	7
4. Assault	2	0	0	0	0	0	0	2
5. Dependency / Neglect	0	2	0	0	0	0	0	2
6. Theft of Property	0	0	0	0	1	0	1	2
<u>Other State Department</u>								
1. NO REFERRAL SUBMITTED	0	0	0	0	0	0	0	0
<u>District Attorney's Office</u>								
1. NO REFERRAL SUBMITTED	0	0	0	0	0	0	0	0
<u>Court Staff</u>								
1. Judicial Review	306	147	48	173	119	33	8	834
2. Truancy	128	41	16	90	69	8	8	360
3. Violation of Probation	35	21	8	11	13	4	0	92
4. Assault	22	12	3	10	14	1	2	64
5. Traffic	25	2	0	20	4	1	0	52
6. Unruly Behavior	11	10	0	5	8	0	0	34
<u>Social Agency</u>								
1. NO REFERRAL SUBMITTED	0	0	0	0	0	0	0	0
<u>Other Court</u>								
1. Theft of Property	1	0	0	1	2	0	0	4
2. Unlawful Carrying / Possession of a We	2	0	0	0	0	0	0	2
3. Contempt of Court	1	0	0	0	0	0	0	1
4. Disorderly Conduct	1	0	0	0	0	0	0	1
5. Other	0	1	0	0	0	0	0	1
6. Other Drug Offenses	1	0	0	0	0	0	0	1
<u>Victim</u>								
1. Assault	18	16	4	8	5	3	2	56
2. Harassment	4	1	0	3	0	0	1	9
3. Aggravated Assault	2	1	0	0	0	0	0	3
4. Theft of Property	1	1	0	1	0	0	0	3
5. Vandalism	0	3	0	0	0	0	0	3
6. Criminal Trespass	1	1	0	0	0	0	0	2
<u>Child & Parent</u>								
1. NO REFERRAL SUBMITTED	0	0	0	0	0	0	0	0
<u>Hospital</u>								
1. NO REFERRAL SUBMITTED	0	0	0	0	0	0	0	0

**TENNESSEE COUNCIL OF JUVENILE AND FAMILY COURT JUDGES
2008 MONTGOMERY COUNTY JUVENILE COURT STATISTICAL DATA**

Six Most Frequent Referral Reasons by Source, Race and Sex for CY 2008

	White Male	African American Male	Other Race Male	White Female	African American Female	Other Race Female	Unknown Race or Sex	Total
<u>Unknown</u>								
1. NO REFERRAL SUBMITTED	0	0	0	0	0	0	0	0
<u>Other</u>								
1. Custody	1	1	1	1	1	1	0	6
2. Unruly Behavior	0	0	0	0	2	0	0	2
3. NO REFERRAL SUBMITTED	0	0	0	0	0	0	0	0

**TENNESSEE COUNCIL OF JUVENILE AND FAMILY COURT JUDGES
2008 MONTGOMERY COUNTY JUVENILE COURT STATISTICAL DATA**

Source of Referrals by Type of Offense, Race and Sex for CY 2008

	White Male	African American Male	Other Race Male	White Female	African American Female	Other Race Female	Unknown Race or Sex	Total
<u>Delinquent</u>								
Law Enforcement	963	458	109	519	228	80	22	2,379
Court Staff	162	70	21	81	49	11	4	398
Victim	29	24	4	14	5	3	3	82
DCS	17	8	4	5	5	2	2	43
Parents	12	6	1	3	2	0	0	24
Other Court	6	0	0	1	2	0	0	9
School	1	1	0	0	6	0	0	8
Relatives	1	1	0	0	1	0	0	3
Self	0	0	1	0	0	0	0	1
Child & Parent	0	0	0	0	0	0	0	0
CSA	0	0	0	0	0	0	0	0
District Attorney's Office	0	0	0	0	0	0	0	0
Hospital	0	0	0	0	0	0	0	0
Other	0	0	0	0	0	0	0	0
Other State Department	0	0	0	0	0	0	0	0
Social Agency	0	0	0	0	0	0	0	0
Unknown	0	0	0	0	0	0	0	0
Totals	1,191	568	140	623	298	96	31	2,947

<u>Status/Unruly</u>								
Court Staff	153	54	18	102	78	10	8	423
School	95	32	15	66	51	14	9	282
Law Enforcement	103	38	20	45	18	16	0	240
Parents	29	25	0	32	19	1	2	108
DCS	5	1	0	4	6	2	2	20
Relatives	0	1	1	1	1	0	0	4
CSA	0	2	0	1	0	0	0	3
Other	0	0	0	0	2	0	0	2
Child & Parent	0	0	0	0	0	0	0	0
District Attorney's Office	0	0	0	0	0	0	0	0
Hospital	0	0	0	0	0	0	0	0
Other Court	0	0	0	0	0	0	0	0
Other State Department	0	0	0	0	0	0	0	0
Self	0	0	0	0	0	0	0	0
Social Agency	0	0	0	0	0	0	0	0
Unknown	0	0	0	0	0	0	0	0
Victim	0	0	0	0	0	0	0	0
Totals	385	153	54	251	175	43	21	1,082

**TENNESSEE COUNCIL OF JUVENILE AND FAMILY COURT JUDGES
2008 MONTGOMERY COUNTY JUVENILE COURT STATISTICAL DATA**

Source of Referrals by Type of Offense, Race and Sex for CY 2008

	White Male	African American Male	Other Race Male	White Female	African American Female	Other Race Female	Unknown Race or Sex	Total
<u>Dependency and Neglect</u>								
DCS	0	2	0	0	0	0	0	2
Court Staff	0	0	0	0	0	0	1	1
Law Enforcement	0	0	0	0	1	0	0	1
Child & Parent	0	0	0	0	0	0	0	0
CSA	0	0	0	0	0	0	0	0
District Attorney's Office	0	0	0	0	0	0	0	0
Hospital	0	0	0	0	0	0	0	0
Other	0	0	0	0	0	0	0	0
Other Court	0	0	0	0	0	0	0	0
Other State Department	0	0	0	0	0	0	0	0
Parents	0	0	0	0	0	0	0	0
Relatives	0	0	0	0	0	0	0	0
School	0	0	0	0	0	0	0	0
Self	0	0	0	0	0	0	0	0
Social Agency	0	0	0	0	0	0	0	0
Unknown	0	0	0	0	0	0	0	0
Victim	0	0	0	0	0	0	0	0
Totals	0	2	0	0	1	0	1	4

<u>Other Violations</u>								
Child & Parent	0	0	0	0	0	0	0	0
Court Staff	0	0	0	0	0	0	0	0
CSA	0	0	0	0	0	0	0	0
DCS	0	0	0	0	0	0	0	0
District Attorney's Office	0	0	0	0	0	0	0	0
Hospital	0	0	0	0	0	0	0	0
Law Enforcement	0	0	0	0	0	0	0	0
Other	0	0	0	0	0	0	0	0
Other Court	0	0	0	0	0	0	0	0
Other State Department	0	0	0	0	0	0	0	0
Parents	0	0	0	0	0	0	0	0
Relatives	0	0	0	0	0	0	0	0
School	0	0	0	0	0	0	0	0
Self	0	0	0	0	0	0	0	0
Social Agency	0	0	0	0	0	0	0	0
Unknown	0	0	0	0	0	0	0	0
Victim	0	0	0	0	0	0	0	0
Totals	0	0	0	0	0	0	0	0

**TENNESSEE COUNCIL OF JUVENILE AND FAMILY COURT JUDGES
2008 MONTGOMERY COUNTY JUVENILE COURT STATISTICAL DATA**

Source of Referrals by Type of Offense, Race and Sex for CY 2008

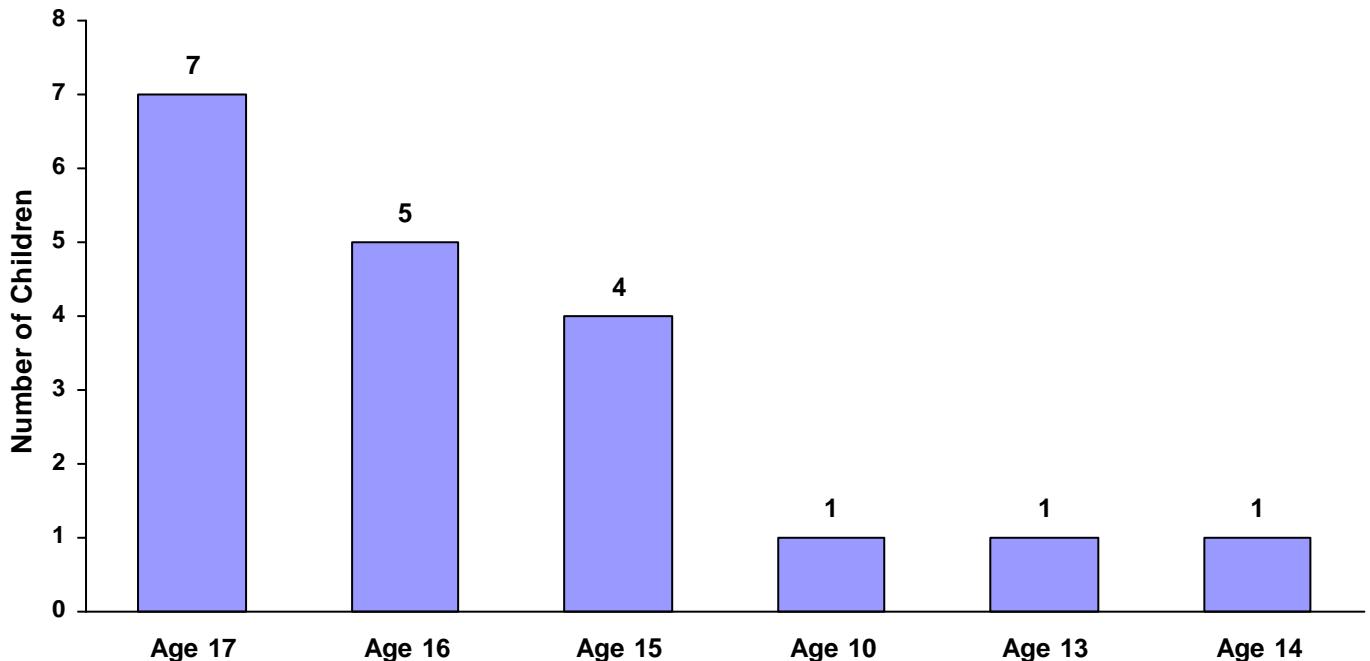
	White Male	African American Male	Other Race Male	White Female	African American Female	Other Race Female	Unknown Race or Sex	Total
<u>Special Proceedings</u>								
Court Staff	307	147	48	174	119	33	8	836
Relatives	31	24	19	33	40	26	0	173
Parents	47	17	11	22	27	13	0	137
Other	1	1	1	1	1	1	0	6
Law Enforcement	0	1	0	0	0	0	0	1
School	0	0	0	1	0	0	0	1
Self	1	0	0	0	0	0	0	1
Child & Parent	0	0	0	0	0	0	0	0
CSA	0	0	0	0	0	0	0	0
DCS	0	0	0	0	0	0	0	0
District Attorney's Office	0	0	0	0	0	0	0	0
Hospital	0	0	0	0	0	0	0	0
Other Court	0	0	0	0	0	0	0	0
Other State Department	0	0	0	0	0	0	0	0
Social Agency	0	0	0	0	0	0	0	0
Unknown	0	0	0	0	0	0	0	0
Victim	0	0	0	0	0	0	0	0
Totals	387	190	79	231	187	73	8	1,155
<u>Other</u>								
Law Enforcement	1	4	2	0	1	0	0	8
Court Staff	0	2	0	0	0	0	0	2
DCS	1	0	0	0	0	0	0	1
Other Court	0	1	0	0	0	0	0	1
Child & Parent	0	0	0	0	0	0	0	0
CSA	0	0	0	0	0	0	0	0
District Attorney's Office	0	0	0	0	0	0	0	0
Hospital	0	0	0	0	0	0	0	0
Other	0	0	0	0	0	0	0	0
Other State Department	0	0	0	0	0	0	0	0
Parents	0	0	0	0	0	0	0	0
Relatives	0	0	0	0	0	0	0	0
School	0	0	0	0	0	0	0	0
Self	0	0	0	0	0	0	0	0
Social Agency	0	0	0	0	0	0	0	0
Unknown	0	0	0	0	0	0	0	0
Victim	0	0	0	0	0	0	0	0
Totals	2	7	2	0	1	0	0	12
All Referral Source Totals	1,965	920	275	1,105	662	212	61	5,200

**TENNESSEE COUNCIL OF JUVENILE AND FAMILY COURT JUDGES
2008 MONTGOMERY COUNTY JUVENILE COURT STATISTICAL DATA**

**Children Referred for Unlawful Carrying/Possession of a Weapon for CY 2008
Total Children = 2,452**

	White Male	African American Male	Other Race Male	White Female	African American Female	Other Race Female	Unknown Race or Sex	Total	% of All Children Referred
Age Under 1	0	0	0	0	0	0	0	0	0.00%
Age 1	0	0	0	0	0	0	0	0	0.00%
Age 2	0	0	0	0	0	0	0	0	0.00%
Age 3	0	0	0	0	0	0	0	0	0.00%
Age 4	0	0	0	0	0	0	0	0	0.00%
Age 5	0	0	0	0	0	0	0	0	0.00%
Age 6	0	0	0	0	0	0	0	0	0.00%
Age 7	0	0	0	0	0	0	0	0	0.00%
Age 8	0	0	0	0	0	0	0	0	0.00%
Age 9	0	0	0	0	0	0	0	0	0.00%
Age 10	0	1	0	0	0	0	0	1	0.04%
Age 11	0	0	0	0	0	0	0	0	0.00%
Age 12	0	0	0	0	0	0	0	0	0.00%
Age 13	0	1	0	0	0	0	0	1	0.04%
Age 14	1	0	0	0	0	0	0	1	0.04%
Age 15	0	3	1	0	0	0	0	4	0.16%
Age 16	1	3	0	0	0	0	1	5	0.20%
Age 17	6	1	0	0	0	0	0	7	0.29%
Age 18	0	0	0	0	0	0	0	0	0.00%
Age 19 and Over	0	0	0	0	0	0	0	0	0.00%
Totals	8	9	1	0	0	0	1	19	

Total Children Referred for Unlawfully Carrying/Possessing Weapons



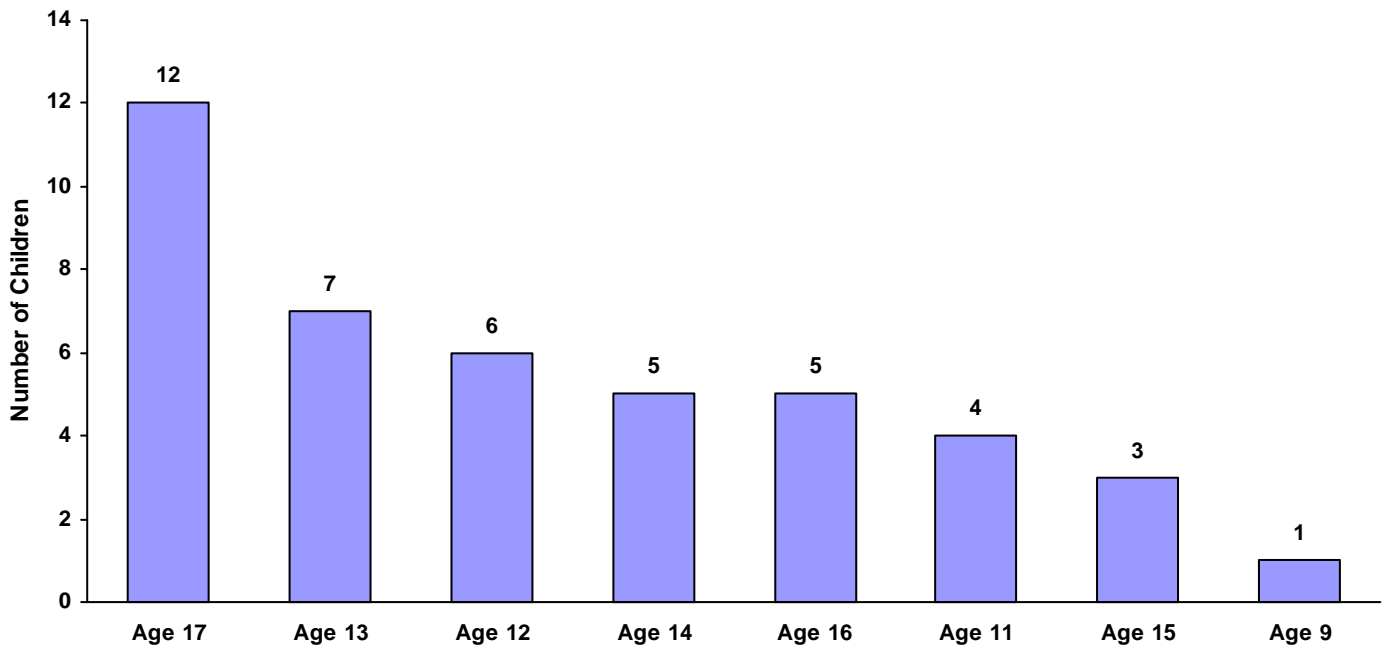
**TENNESSEE COUNCIL OF JUVENILE AND FAMILY COURT JUDGES
2008 MONTGOMERY COUNTY JUVENILE COURT STATISTICAL DATA**

Children Referred for Carrying Weapons on School Property for CY 2008

Total Children = 2,452

	White Male	African American Male	Other Race Male	White Female	African American Female	Other Race Female	Unknown Race or Sex	Total	% of Children Referred
Age Under 1	0	0	0	0	0	0	0	0	0.00%
Age 1	0	0	0	0	0	0	0	0	0.00%
Age 2	0	0	0	0	0	0	0	0	0.00%
Age 3	0	0	0	0	0	0	0	0	0.00%
Age 4	0	0	0	0	0	0	0	0	0.00%
Age 5	0	0	0	0	0	0	0	0	0.00%
Age 6	0	0	0	0	0	0	0	0	0.00%
Age 7	0	0	0	0	0	0	0	0	0.00%
Age 8	0	0	0	0	0	0	0	0	0.00%
Age 9	0	0	1	0	0	0	0	1	0.04%
Age 10	0	0	0	0	0	0	0	0	0.00%
Age 11	3	1	0	0	0	0	0	4	0.16%
Age 12	2	2	0	0	1	1	0	6	0.24%
Age 13	2	2	1	0	2	0	0	7	0.29%
Age 14	3	1	0	1	0	0	0	5	0.20%
Age 15	1	1	0	1	0	0	0	3	0.12%
Age 16	3	2	0	0	0	0	0	5	0.20%
Age 17	6	4	0	2	0	0	0	12	0.49%
Age 18	0	0	0	0	0	0	0	0	0.00%
Age 19 and Over	0	0	0	0	0	0	0	0	0.00%
Totals	20	13	2	4	3	1	0	43	

Total Children Referred for Carrying Weapons on School Property

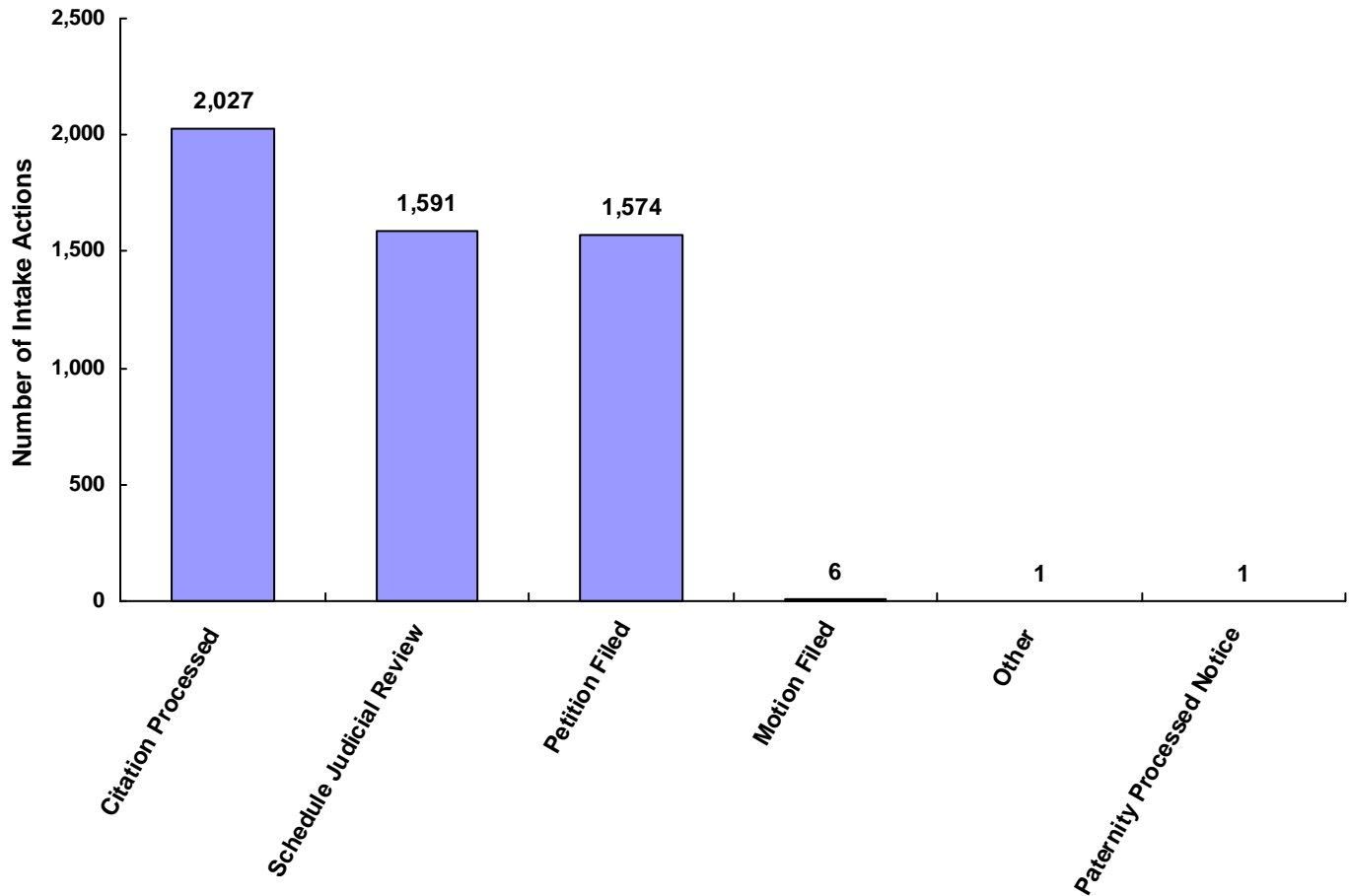


**TENNESSEE COUNCIL OF JUVENILE AND FAMILY COURT JUDGES
2008 MONTGOMERY COUNTY JUVENILE COURT STATISTICAL DATA**

Intake Actions at Referral by Race and Sex for CY 2008

	White Male	African American Male	Other Race Male	White Female	African American Female	Other Race Female	Unknown Race or Sex	Total	% of Total Referrals
Petition Filed	457	357	117	268	242	92	41	1,574	30.27%
Motion Filed	3	2	1	0	0	0	0	6	0.12%
Citation Processed	902	304	74	491	188	68	0	2,027	38.98%
Paternity Processed Notice	0	0	0	1	0	0	0	1	0.02%
Schedule Judicial Review	603	256	83	345	232	52	20	1,591	30.60%
Schedule Admin Review	0	0	0	0	0	0	0	0	0.00%
Schedule Foster Care Review	0	0	0	0	0	0	0	0	0.00%
Unknown	0	0	0	0	0	0	0	0	0.00%
Does Not Apply	0	0	0	0	0	0	0	0	0.00%
Other	0	1	0	0	0	0	0	1	0.02%
Totals	1,965	920	275	1,105	662	212	61	5,200	

Total Intake Actions at Referral



**TENNESSEE COUNCIL OF JUVENILE AND FAMILY COURT JUDGES
2008 MONTGOMERY COUNTY JUVENILE COURT STATISTICAL DATA**

Intake Actions of Referrals by Class of Offense, Race and Sex for CY 2008

	White Male	African American Male	Other Race Male	White Female	African American Female	Other Race Female	Unknown Race or Sex	Total
<u>Offenses Against Persons</u>								
Petition Filed	82	106	15	18	27	7	10	265
Citation Processed	30	23	7	11	16	3	0	90
Scheduling of Judicial Review	30	17	7	12	14	1	4	85
Motion Filed	0	0	1	0	0	0	0	1
Notification of Paternity Processed	0	0	0	0	0	0	0	0
Scheduling of Administrative Review	0	0	0	0	0	0	0	0
Scheduling of Foster Care Review	0	0	0	0	0	0	0	0
Unknown	0	0	0	0	0	0	0	0
Does Not Apply	0	0	0	0	0	0	0	0
Other	0	0	0	0	0	0	0	0
Totals	142	146	30	41	57	11	14	441

<u>Offenses Against Property</u>								
Petition Filed	49	68	26	42	31	13	13	242
Citation Processed	33	31	7	19	32	3	0	125
Scheduling of Judicial Review	25	6	4	11	8	1	0	55
Motion Filed	0	0	0	0	0	0	0	0
Notification of Paternity Processed	0	0	0	0	0	0	0	0
Scheduling of Administrative Review	0	0	0	0	0	0	0	0
Scheduling of Foster Care Review	0	0	0	0	0	0	0	0
Unknown	0	0	0	0	0	0	0	0
Does Not Apply	0	0	0	0	0	0	0	0
Other	0	0	0	0	0	0	0	0
Totals	107	105	37	72	71	17	13	422

<u>Illegal Conduct</u>								
Citation Processed	744	218	44	423	124	51	0	1,604
Petition Filed	108	68	23	37	33	10	4	283
Scheduling of Judicial Review	88	31	6	50	13	7	0	195
Motion Filed	2	0	0	0	0	0	0	2
Notification of Paternity Processed	0	0	0	0	0	0	0	0
Scheduling of Administrative Review	0	0	0	0	0	0	0	0
Scheduling of Foster Care Review	0	0	0	0	0	0	0	0
Unknown	0	0	0	0	0	0	0	0
Does Not Apply	0	0	0	0	0	0	0	0
Other	0	0	0	0	0	0	0	0
Totals	942	317	73	510	170	68	4	2,084

**TENNESSEE COUNCIL OF JUVENILE AND FAMILY COURT JUDGES
2008 MONTGOMERY COUNTY JUVENILE COURT STATISTICAL DATA**

Intake Actions of Referrals by Class of Offense, Race and Sex for CY 2008

	White Male	African American Male	Other Race Male	White Female	African American Female	Other Race Female	Unknown Race or Sex	Total
<u>Status Offenses</u>								
Petition Filed	137	70	21	111	82	22	13	456
Scheduling of Judicial Review	153	53	18	102	78	10	8	422
Citation Processed	94	29	15	38	15	11	0	202
Motion Filed	1	1	0	0	0	0	0	2
Notification of Paternity Processed	0	0	0	0	0	0	0	0
Scheduling of Administrative Review	0	0	0	0	0	0	0	0
Scheduling of Foster Care Review	0	0	0	0	0	0	0	0
Unknown	0	0	0	0	0	0	0	0
Does Not Apply	0	0	0	0	0	0	0	0
Other	0	0	0	0	0	0	0	0
Totals	385	153	54	251	175	43	21	1,082

<u>Dependency/Neglect</u>								
Petition Filed	0	2	0	0	0	0	1	3
Citation Processed	0	0	0	0	1	0	0	1
Motion Filed	0	0	0	0	0	0	0	0
Notification of Paternity Processed	0	0	0	0	0	0	0	0
Scheduling of Judicial Review	0	0	0	0	0	0	0	0
Scheduling of Administrative Review	0	0	0	0	0	0	0	0
Scheduling of Foster Care Review	0	0	0	0	0	0	0	0
Unknown	0	0	0	0	0	0	0	0
Does Not Apply	0	0	0	0	0	0	0	0
Other	0	0	0	0	0	0	0	0
Totals	0	2	0	0	1	0	1	4

<u>Other Violation Proceedings</u>								
Petition Filed	0	0	0	0	0	0	0	0
Motion Filed	0	0	0	0	0	0	0	0
Citation Processed	0	0	0	0	0	0	0	0
Notification of Paternity Processed	0	0	0	0	0	0	0	0
Scheduling of Judicial Review	0	0	0	0	0	0	0	0
Scheduling of Administrative Review	0	0	0	0	0	0	0	0
Scheduling of Foster Care Review	0	0	0	0	0	0	0	0
Unknown	0	0	0	0	0	0	0	0
Does Not Apply	0	0	0	0	0	0	0	0
Other	0	0	0	0	0	0	0	0
Totals	0	0	0	0	0	0	0	0

**TENNESSEE COUNCIL OF JUVENILE AND FAMILY COURT JUDGES
2008 MONTGOMERY COUNTY JUVENILE COURT STATISTICAL DATA**

Intake Actions of Referrals by Class of Offense, Race and Sex for CY 2008

	White Male	African American Male	Other Race Male	White Female	African American Female	Other Race Female	Unknown Race or Sex	Total
<u>Parentage</u>								
Petition Filed	80	42	31	57	68	40	0	318
Scheduling of Judicial Review	1	0	0	1	0	0	0	2
Motion Filed	0	1	0	0	0	0	0	1
Citation Processed	0	0	0	0	0	0	0	0
Notification of Paternity Processed	0	0	0	0	0	0	0	0
Scheduling of Administrative Review	0	0	0	0	0	0	0	0
Scheduling of Foster Care Review	0	0	0	0	0	0	0	0
Unknown	0	0	0	0	0	0	0	0
Does Not Apply	0	0	0	0	0	0	0	0
Other	0	0	0	0	0	0	0	0
Totals	81	43	31	58	68	40	0	321
<u>Special Proceedings</u>								
Scheduling of Judicial Review	306	147	48	169	119	33	8	830
Petition Filed	0	0	0	3	0	0	0	3
Notification of Paternity Processed	0	0	0	1	0	0	0	1
Motion Filed	0	0	0	0	0	0	0	0
Citation Processed	0	0	0	0	0	0	0	0
Scheduling of Administrative Review	0	0	0	0	0	0	0	0
Scheduling of Foster Care Review	0	0	0	0	0	0	0	0
Unknown	0	0	0	0	0	0	0	0
Does Not Apply	0	0	0	0	0	0	0	0
Other	0	0	0	0	0	0	0	0
Totals	306	147	48	173	119	33	8	834
<u>Other</u>								
Citation Processed	1	3	1	0	0	0	0	5
Petition Filed	1	1	1	0	1	0	0	4
Scheduling of Judicial Review	0	2	0	0	0	0	0	2
Other	0	1	0	0	0	0	0	1
Motion Filed	0	0	0	0	0	0	0	0
Notification of Paternity Processed	0	0	0	0	0	0	0	0
Scheduling of Administrative Review	0	0	0	0	0	0	0	0
Scheduling of Foster Care Review	0	0	0	0	0	0	0	0
Unknown	0	0	0	0	0	0	0	0
Does Not Apply	0	0	0	0	0	0	0	0
Totals	2	7	2	0	1	0	0	12
All Intake Action Totals	1,965	920	275	1,105	662	212	61	5,200

**TENNESSEE COUNCIL OF JUVENILE AND FAMILY COURT JUDGES
2008 MONTGOMERY COUNTY JUVENILE COURT STATISTICAL DATA**

Detention Statistics at Referral by Individual Child by Race and Sex for CY 2008

	White Male	African American Male	Other Race Male	White Female	African American Female	Other Race Female	Unknown Race or Sex	Total	% of Total Children
Does Not Apply	836	338	111	562	301	103	26	2,277	92.86%
Juvenile Detention Facility	50	64	13	13	16	3	11	170	6.93%
Psychiatric Hospital	1	2	0	0	1	0	0	4	0.16%
Unknown	0	0	0	1	0	0	0	1	0.04%
Non-Secure Placement	0	0	0	0	0	0	0	0	0.00%
Jail - Complete Separation	0	0	0	0	0	0	0	0	0.00%
Jail - Partial Separation	0	0	0	0	0	0	0	0	0.00%
Jail - No Separation	0	0	0	0	0	0	0	0	0.00%
Other	0	0	0	0	0	0	0	0	0.00%
Totals	887	404	124	576	318	106	37	2,452	

Detention Statistics at Referral by Individual Case for CY 2008

	Cases	% of Total Cases
Does Not Apply	3,453	92.01%
Juvenile Detention Facility	295	7.86%
Psychiatric Hospital	4	0.11%
Unknown	1	0.03%
Non-Secure Placement	0	0.00%
Jail - Complete Separation	0	0.00%
Jail - Partial Separation	0	0.00%
Jail - No Separation	0	0.00%
Other	0	0.00%
	3,753	100.00%

Detention Statistics above are reported separately by Child and by Case. One child may have multiple cases.

Does Not Apply: Refers to cases not eligible for detention due to the type of Referral or the decision not to detain.

**TENNESSEE COUNCIL OF JUVENILE AND FAMILY COURT JUDGES
2008 MONTGOMERY COUNTY JUVENILE COURT STATISTICAL DATA**

Placement after Secure Detention Hearing by Individual Child by Race and Sex for CY 2008

	White Male	African American Male	Other Race Male	White Female	African American Female	Other Race Female	Unknown Race or Sex	Total	% of Total Children
Does Not Apply	838	340	113	560	300	103	26	2,280	92.99%
Returned to Prior Living Arr	28	31	5	11	13	3	5	96	3.92%
Juvenile Detention Facility	12	23	5	3	1	0	5	49	2.00%
Psychiatric Hospital	5	5	1	0	2	0	1	14	0.57%
Jail	0	3	0	0	1	0	0	4	0.16%
Other	3	1	0	0	0	0	0	4	0.16%
Foster Family Home	0	0	0	1	1	0	0	2	0.08%
Unknown	0	1	0	1	0	0	0	2	0.08%
Shelter / Group Home	1	0	0	0	0	0	0	1	0.04%
Totals	887	404	124	576	318	106	37	2,452	

Placement after Secure Detention Hearing by Individual Case for CY 2008

	Cases	% of Total Cases
Does Not Apply	3,453	92.01%
Returned to Prior Living Arrangement	169	4.50%
Juvenile Detention Facility	85	2.27%
Psychiatric Hospital	28	0.75%
Other	7	0.19%
Jail	5	0.13%
Shelter / Group Home	2	0.05%
Foster Family Home	2	0.05%
Unknown	2	0.05%
	3,753	100.00%

Detention Statistics above are reported separately by Child and by Case. One child may have multiple cases.

Does Not Apply: Refers to cases not eligible for detention due to the type of Referral or the decision not to detain.

**TENNESSEE COUNCIL OF JUVENILE AND FAMILY COURT JUDGES
2008 MONTGOMERY COUNTY JUVENILE COURT STATISTICAL DATA**

Dispositional Procedures for CY 2008

Procedures used to Dispose or Adjust all Referrals

	Number	% of All Referrals
Formally Adjudicated	1,132	21.77%
Informally Adjusted	698	13.42%
Transfer to Adult Court Hearings and Charges Cleared	15	0.29%
Otherwise Handled	3,355	64.52%
	5,200	100.00%

Referrals Disposed by Formal Adjudicatory Proceedings

	Number	% of All Referrals
Dismissed	588	11.31%
Retired / Nolle Prosequi	29	0.56%
Complaint Substantiated Delinquent	425	8.17%
Complaint Substantiated Status Offender	78	1.50%
Complaint Substantiated Dependent/Neglect	12	0.23%
Complaint Substantiated Abused	0	0.00%
Complaint Substantiated Mentally Ill	0	0.00%
	1,132	21.77%

Referrals Disposed by Other Actions

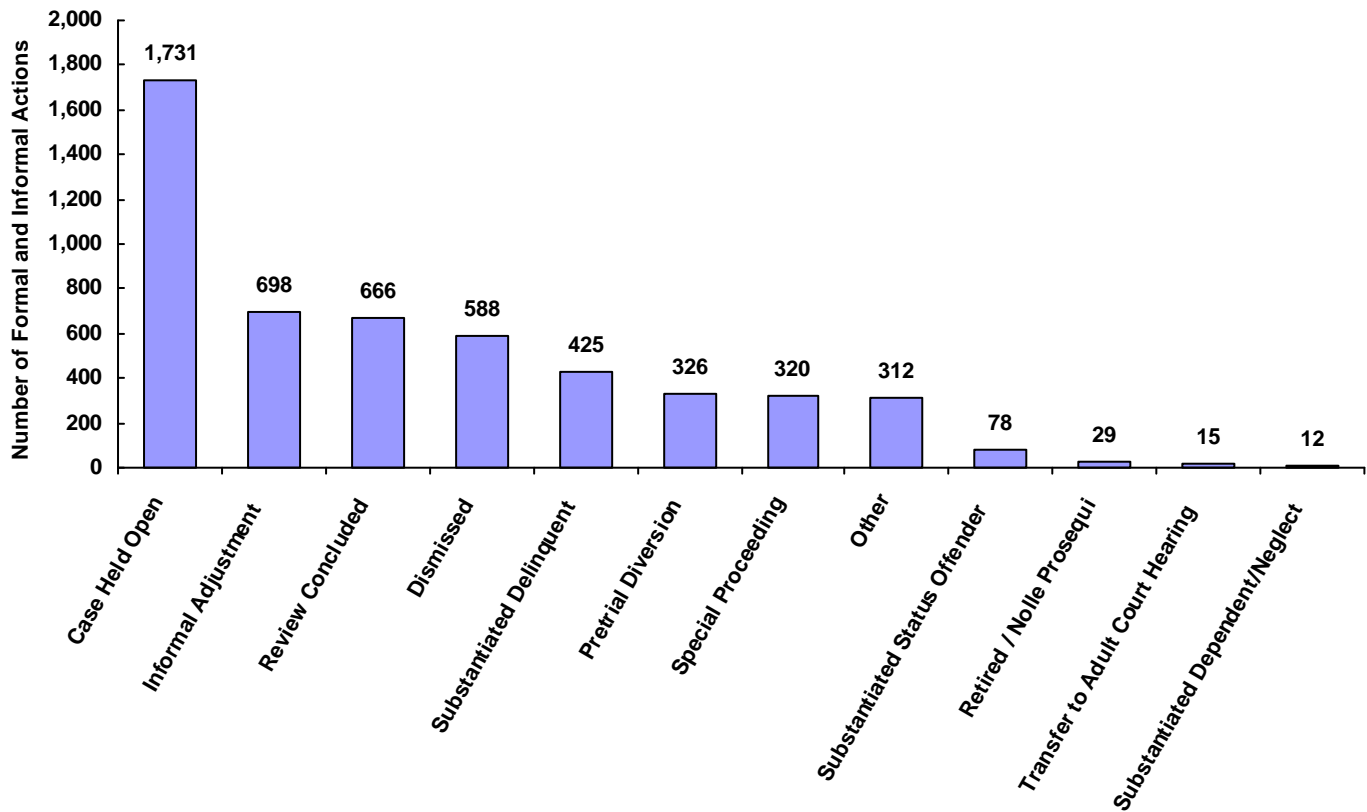
	Number	% of All Referrals
Informal Adjustment	698	13.42%
Transfer to Adult Court Hearing	15	0.29%
Charges Cleared by Transfer to Adult Court	0	0.00%
Pretrial Diversion	326	6.27%
Special Proceeding	320	6.15%
Review Concluded	666	12.81%
Case Held Open	1,731	33.29%
Other	312	6.00%
Unknown	0	0.00%
	4,068	78.23%

TENNESSEE COUNCIL OF JUVENILE AND FAMILY COURT JUDGES 2008 MONTGOMERY COUNTY JUVENILE COURT STATISTICAL DATA

Formal and Informal Actions by Race and Sex for CY 2008

	White Male	African American Male	Other Race Male	White Female	African American Female	Other Race Female	Unknown Race or Sex	Total	% of Total Referrals
Dismissed	263	80	15	136	55	27	12	588	11.31%
Retired / Nolle Prosequi	15	5	0	4	3	0	2	29	0.56%
Substantiated Delinquent	146	128	45	42	43	12	9	425	8.17%
Substantiated Status Offender	23	22	0	16	12	5	0	78	1.50%
Substantiated Dependent/Neglect	4	2	0	2	1	1	2	12	0.23%
Substantiated Abused	0	0	0	0	0	0	0	0	0.00%
Substantiated Mentally Ill	0	0	0	0	0	0	0	0	0.00%
Informal Adjustment	269	119	36	159	82	28	5	698	13.42%
Pretrial Diversion	109	62	21	79	45	9	1	326	6.27%
Transfer to Adult Court Hearing	0	12	2	0	1	0	0	15	0.29%
Cleared by Transfer to Adult Court	0	0	0	0	0	0	0	0	0.00%
Special Proceeding	80	42	31	58	68	40	1	320	6.15%
Review Concluded	250	115	28	171	72	22	8	666	12.81%
Case Held Open	640	304	93	343	268	64	19	1,731	33.29%
Unknown	0	0	0	0	0	0	0	0	0.00%
Other	166	29	4	95	12	4	2	312	6.00%
Totals	1,965	920	275	1,105	662	212	61	5,200	

Total Formal and Informal Actions



**TENNESSEE COUNCIL OF JUVENILE AND FAMILY COURT JUDGES
2008 MONTGOMERY COUNTY JUVENILE COURT STATISTICAL DATA**

Formal and Informal Actions by Type of Offense, Race and Sex for CY 2008

	White Male	African American Male	Other Race Male	White Female	African American Female	Other Race Female	Unknown Race or Sex	Total
<u>Delinquent</u>								
Case Held Open	288	162	37	119	70	30	4	710
Informal Adjustment	196	100	23	128	72	20	3	542
Dismissed	215	60	9	107	39	18	8	456
Complaint Substantiated Delinquent	131	120	41	37	40	12	9	390
Other	165	28	4	95	12	4	2	310
Pretrial Diversion	97	54	20	76	41	9	1	298
Review Concluded	85	27	6	55	20	2	2	197
Retired / Nolle Prosequi	12	5	0	4	2	0	2	25
Transfer to Adult Court Hearing	0	11	0	0	1	0	0	12
Complaint Substantiated Status Offender	2	1	0	2	1	0	0	6
Complaint Substantiated Dependent/Neglect	0	0	0	0	0	1	0	1
Complaint Substantiated Abused	0	0	0	0	0	0	0	0
Complaint Substantiated Mentally Ill	0	0	0	0	0	0	0	0
Charges Cleared by Transfer to Adult Court	0	0	0	0	0	0	0	0
Special Proceeding	0	0	0	0	0	0	0	0
Unknown	0	0	0	0	0	0	0	0
Totals	1,191	568	140	623	298	96	31	2,947

<u>Status</u>								
Case Held Open	207	87	31	145	126	18	11	625
Informal Adjustment	72	18	12	31	10	8	2	153
Dismissed	42	15	6	24	14	8	4	113
Review Concluded	39	12	2	29	8	4	2	96
Complaint Substantiated Status Offender	15	14	0	13	11	5	0	58
Pretrial Diversion	4	4	0	3	3	0	0	14
Complaint Substantiated Delinquent	2	2	3	2	1	0	0	10
Complaint Substantiated Dependent/Neglect	3	1	0	2	1	0	1	8
Special Proceeding	0	0	0	2	0	0	1	3
Retired / Nolle Prosequi	1	0	0	0	1	0	0	2
Complaint Substantiated Abused	0	0	0	0	0	0	0	0
Complaint Substantiated Mentally Ill	0	0	0	0	0	0	0	0
Transfer to Adult Court Hearing	0	0	0	0	0	0	0	0
Charges Cleared by Transfer to Adult Court	0	0	0	0	0	0	0	0
Unknown	0	0	0	0	0	0	0	0
Other	0	0	0	0	0	0	0	0
Totals	385	153	54	251	175	43	21	1,082

**TENNESSEE COUNCIL OF JUVENILE AND FAMILY COURT JUDGES
2008 MONTGOMERY COUNTY JUVENILE COURT STATISTICAL DATA**

Formal and Informal Actions by Type of Offense, Race and Sex for CY 2008

	White Male	African American Male	Other Race Male	White Female	African American Female	Other Race Female	Unknown Race or Sex	Total
<u>Dependency and Neglect</u>								
Complaint Substantiated Dependent/Neglect	0	1	0	0	0	0	1	2
Dismissed	0	1	0	0	0	0	0	1
Complaint Substantiated Delinquent	0	0	0	0	1	0	0	1
Retired / Nolle Prosequi	0	0	0	0	0	0	0	0
Complaint Substantiated Status Offender	0	0	0	0	0	0	0	0
Complaint Substantiated Abused	0	0	0	0	0	0	0	0
Complaint Substantiated Mentally Ill	0	0	0	0	0	0	0	0
Informal Adjustment	0	0	0	0	0	0	0	0
Pretrial Diversion	0	0	0	0	0	0	0	0
Transfer to Adult Court Hearing	0	0	0	0	0	0	0	0
Charges Cleared by Transfer to Adult Court	0	0	0	0	0	0	0	0
Special Proceeding	0	0	0	0	0	0	0	0
Review Concluded	0	0	0	0	0	0	0	0
Case Held Open	0	0	0	0	0	0	0	0
Unknown	0	0	0	0	0	0	0	0
Other	0	0	0	0	0	0	0	0
Totals	0	2	0	0	1	0	1	4
<u>Other Violations</u>								
Dismissed	0	0	0	0	0	0	0	0
Retired / Nolle Prosequi	0	0	0	0	0	0	0	0
Complaint Substantiated Delinquent	0	0	0	0	0	0	0	0
Complaint Substantiated Status Offender	0	0	0	0	0	0	0	0
Complaint Substantiated Dependent/Neglect	0	0	0	0	0	0	0	0
Complaint Substantiated Abused	0	0	0	0	0	0	0	0
Complaint Substantiated Mentally Ill	0	0	0	0	0	0	0	0
Informal Adjustment	0	0	0	0	0	0	0	0
Pretrial Diversion	0	0	0	0	0	0	0	0
Transfer to Adult Court Hearing	0	0	0	0	0	0	0	0
Charges Cleared by Transfer to Adult Court	0	0	0	0	0	0	0	0
Special Proceeding	0	0	0	0	0	0	0	0
Review Concluded	0	0	0	0	0	0	0	0
Case Held Open	0	0	0	0	0	0	0	0
Unknown	0	0	0	0	0	0	0	0
Other	0	0	0	0	0	0	0	0
Totals	0	0	0	0	0	0	0	0

**TENNESSEE COUNCIL OF JUVENILE AND FAMILY COURT JUDGES
2008 MONTGOMERY COUNTY JUVENILE COURT STATISTICAL DATA**

Formal and Informal Actions by Type of Offense, Race and Sex for CY 2008

	White Male	African American Male	Other Race Male	White Female	African American Female	Other Race Female	Unknown Race or Sex	Total
Special Proceedings								
Case Held Open	144	53	24	79	72	16	4	392
Review Concluded	126	75	20	87	44	16	4	372
Special Proceeding	80	42	31	56	68	40	0	317
Complaint Substantiated Delinquent	13	6	1	3	1	0	0	24
Dismissed	6	4	0	5	2	1	0	18
Complaint Substantiated Status Offender	6	7	0	1	0	0	0	14
Pretrial Diversion	8	2	1	0	0	0	0	11
Retired / Nolle Prosequi	2	0	0	0	0	0	0	2
Transfer to Adult Court Hearing	0	0	2	0	0	0	0	2
Complaint Substantiated Dependent/Neglect	1	0	0	0	0	0	0	1
Informal Adjustment	0	1	0	0	0	0	0	1
Other	1	0	0	0	0	0	0	1
Complaint Substantiated Abused	0	0	0	0	0	0	0	0
Complaint Substantiated Mentally Ill	0	0	0	0	0	0	0	0
Charges Cleared by Transfer to Adult Court	0	0	0	0	0	0	0	0
Unknown	0	0	0	0	0	0	0	0
Totals	387	190	79	231	187	73	8	1,155
Other								
Case Held Open	1	2	1	0	0	0	0	4
Pretrial Diversion	0	2	0	0	1	0	0	3
Informal Adjustment	1	0	1	0	0	0	0	2
Transfer to Adult Court Hearing	0	1	0	0	0	0	0	1
Review Concluded	0	1	0	0	0	0	0	1
Other	0	1	0	0	0	0	0	1
Dismissed	0	0	0	0	0	0	0	0
Retired / Nolle Prosequi	0	0	0	0	0	0	0	0
Complaint Substantiated Delinquent	0	0	0	0	0	0	0	0
Complaint Substantiated Status Offender	0	0	0	0	0	0	0	0
Complaint Substantiated Dependent/Neglect	0	0	0	0	0	0	0	0
Complaint Substantiated Abused	0	0	0	0	0	0	0	0
Complaint Substantiated Mentally Ill	0	0	0	0	0	0	0	0
Charges Cleared by Transfer to Adult Court	0	0	0	0	0	0	0	0
Special Proceeding	0	0	0	0	0	0	0	0
Unknown	0	0	0	0	0	0	0	0
Totals	2	7	2	0	1	0	0	12
All Action Totals	1,965	920	275	1,105	662	212	61	5,200

**TENNESSEE COUNCIL OF JUVENILE AND FAMILY COURT JUDGES
2008 MONTGOMERY COUNTY JUVENILE COURT STATISTICAL DATA**

Formal and Informal Actions by Class of Referral, Race and Sex for CY 2008

	White Male	African American Male	Other Race Male	White Female	African American Female	Other Race Female	Unknown Race or Sex	Total
<u>Offenses Against Persons</u>								
Case Held Open	64	58	14	16	19	5	2	178
Complaint Substantiated Delinquent	17	33	5	6	8	3	3	75
Dismissed	24	14	0	6	8	1	5	58
Pretrial Diversion	15	13	6	4	9	0	0	47
Review Concluded	14	8	2	6	7	1	2	40
Informal Adjustment	6	14	3	1	5	1	0	30
Transfer to Adult Court Hearing	0	6	0	0	1	0	0	7
Retired / Nolle Prosequi	2	0	0	2	0	0	2	6
Complaint Substantiated Status Offender	0	0	0	0	0	0	0	0
Complaint Substantiated Dependent/Neglect	0	0	0	0	0	0	0	0
Complaint Substantiated Abused	0	0	0	0	0	0	0	0
Complaint Substantiated Mentally Ill	0	0	0	0	0	0	0	0
Charges Cleared by Transfer to Adult Court	0	0	0	0	0	0	0	0
Special Proceeding	0	0	0	0	0	0	0	0
Unknown	0	0	0	0	0	0	0	0
Other	0	0	0	0	0	0	0	0
Totals	142	146	30	41	57	11	14	441

<u>Offenses Against Property</u>								
Complaint Substantiated Delinquent	26	40	12	12	19	2	4	115
Informal Adjustment	16	19	8	12	16	4	3	78
Case Held Open	26	17	6	12	11	3	2	77
Pretrial Diversion	10	12	6	16	14	2	1	61
Dismissed	10	9	4	11	5	5	1	45
Review Concluded	15	3	1	7	5	0	0	31
Retired / Nolle Prosequi	3	2	0	1	1	0	0	7
Transfer to Adult Court Hearing	0	3	0	0	0	0	0	3
Complaint Substantiated Status Offender	1	0	0	1	0	0	0	2
Other	0	0	0	0	0	0	2	2
Complaint Substantiated Dependent/Neglect	0	0	0	0	0	1	0	1
Complaint Substantiated Abused	0	0	0	0	0	0	0	0
Complaint Substantiated Mentally Ill	0	0	0	0	0	0	0	0
Charges Cleared by Transfer to Adult Court	0	0	0	0	0	0	0	0
Special Proceeding	0	0	0	0	0	0	0	0
Unknown	0	0	0	0	0	0	0	0
Totals	107	105	37	72	71	17	13	422

**TENNESSEE COUNCIL OF JUVENILE AND FAMILY COURT JUDGES
2008 MONTGOMERY COUNTY JUVENILE COURT STATISTICAL DATA**

Formal and Informal Actions by Class of Referral, Race and Sex for CY 2008

	White Male	African American Male	Other Race Male	White Female	African American Female	Other Race Female	Unknown Race or Sex	Total
<u>Illegal Conduct</u>								
Case Held Open	198	87	17	91	40	22	0	455
Informal Adjustment	174	67	12	115	51	15	0	434
Dismissed	181	37	5	90	26	12	2	353
Other	165	28	4	95	12	4	0	308
Complaint Substantiated Delinquent	88	47	24	19	13	7	2	200
Pretrial Diversion	72	29	8	56	18	7	0	190
Review Concluded	56	16	3	42	8	1	0	126
Retired / Nolle Prosequi	7	3	0	1	1	0	0	12
Complaint Substantiated Status Offender	1	1	0	1	1	0	0	4
Transfer to Adult Court Hearing	0	2	0	0	0	0	0	2
Complaint Substantiated Dependent/Neglect	0	0	0	0	0	0	0	0
Complaint Substantiated Abused	0	0	0	0	0	0	0	0
Complaint Substantiated Mentally Ill	0	0	0	0	0	0	0	0
Charges Cleared by Transfer to Adult Court	0	0	0	0	0	0	0	0
Special Proceeding	0	0	0	0	0	0	0	0
Unknown	0	0	0	0	0	0	0	0
Totals	942	317	73	510	170	68	4	2,084

<u>Status Offenses</u>								
Case Held Open	207	87	31	145	126	18	11	625
Informal Adjustment	72	18	12	31	10	8	2	153
Dismissed	42	15	6	24	14	8	4	113
Review Concluded	39	12	2	29	8	4	2	96
Complaint Substantiated Status Offender	15	14	0	13	11	5	0	58
Pretrial Diversion	4	4	0	3	3	0	0	14
Complaint Substantiated Delinquent	2	2	3	2	1	0	0	10
Complaint Substantiated Dependent/Neglect	3	1	0	2	1	0	1	8
Special Proceeding	0	0	0	2	0	0	1	3
Retired / Nolle Prosequi	1	0	0	0	1	0	0	2
Complaint Substantiated Abused	0	0	0	0	0	0	0	0
Complaint Substantiated Mentally Ill	0	0	0	0	0	0	0	0
Transfer to Adult Court Hearing	0	0	0	0	0	0	0	0
Charges Cleared by Transfer to Adult Court	0	0	0	0	0	0	0	0
Unknown	0	0	0	0	0	0	0	0
Other	0	0	0	0	0	0	0	0
Totals	385	153	54	251	175	43	21	1,082

**TENNESSEE COUNCIL OF JUVENILE AND FAMILY COURT JUDGES
2008 MONTGOMERY COUNTY JUVENILE COURT STATISTICAL DATA**

Formal and Informal Actions by Class of Referral, Race and Sex for CY 2008

	White Male	African American Male	Other Race Male	White Female	African American Female	Other Race Female	Unknown Race or Sex	Total
<u>Dependency/Neglect</u>								
Complaint Substantiated Dependent/Neglect	0	1	0	0	0	0	1	2
Dismissed	0	1	0	0	0	0	0	1
Complaint Substantiated Delinquent	0	0	0	0	1	0	0	1
Retired / Nolle Prosequi	0	0	0	0	0	0	0	0
Complaint Substantiated Status Offender	0	0	0	0	0	0	0	0
Complaint Substantiated Abused	0	0	0	0	0	0	0	0
Complaint Substantiated Mentally Ill	0	0	0	0	0	0	0	0
Informal Adjustment	0	0	0	0	0	0	0	0
Pretrial Diversion	0	0	0	0	0	0	0	0
Transfer to Adult Court Hearing	0	0	0	0	0	0	0	0
Charges Cleared by Transfer to Adult Court	0	0	0	0	0	0	0	0
Special Proceeding	0	0	0	0	0	0	0	0
Review Concluded	0	0	0	0	0	0	0	0
Case Held Open	0	0	0	0	0	0	0	0
Unknown	0	0	0	0	0	0	0	0
Other	0	0	0	0	0	0	0	0
Totals	0	2	0	0	1	0	1	4

Other Violation Proceedings

Dismissed	0	0	0	0	0	0	0	0
Retired / Nolle Prosequi	0	0	0	0	0	0	0	0
Complaint Substantiated Delinquent	0	0	0	0	0	0	0	0
Complaint Substantiated Status Offender	0	0	0	0	0	0	0	0
Complaint Substantiated Dependent/Neglect	0	0	0	0	0	0	0	0
Complaint Substantiated Abused	0	0	0	0	0	0	0	0
Complaint Substantiated Mentally Ill	0	0	0	0	0	0	0	0
Informal Adjustment	0	0	0	0	0	0	0	0
Pretrial Diversion	0	0	0	0	0	0	0	0
Transfer to Adult Court Hearing	0	0	0	0	0	0	0	0
Charges Cleared by Transfer to Adult Court	0	0	0	0	0	0	0	0
Special Proceeding	0	0	0	0	0	0	0	0
Review Concluded	0	0	0	0	0	0	0	0
Case Held Open	0	0	0	0	0	0	0	0
Unknown	0	0	0	0	0	0	0	0
Other	0	0	0	0	0	0	0	0
Totals	0	0	0	0	0	0	0	0

**TENNESSEE COUNCIL OF JUVENILE AND FAMILY COURT JUDGES
2008 MONTGOMERY COUNTY JUVENILE COURT STATISTICAL DATA**

Formal and Informal Actions by Class of Referral, Race and Sex for CY 2008

	White Male	African American Male	Other Race Male	White Female	African American Female	Other Race Female	Unknown Race or Sex	Total
<u>Parentage</u>								
Special Proceeding	80	42	31	56	68	40	0	317
Review Concluded	1	0	0	1	0	0	0	2
Complaint Substantiated Status Offender	0	1	0	0	0	0	0	1
Case Held Open	0	0	0	1	0	0	0	1
Dismissed	0	0	0	0	0	0	0	0
Retired / Nolle Prosequi	0	0	0	0	0	0	0	0
Complaint Substantiated Delinquent	0	0	0	0	0	0	0	0
Complaint Substantiated Dependent/Neglect	0	0	0	0	0	0	0	0
Complaint Substantiated Abused	0	0	0	0	0	0	0	0
Complaint Substantiated Mentally Ill	0	0	0	0	0	0	0	0
Informal Adjustment	0	0	0	0	0	0	0	0
Pretrial Diversion	0	0	0	0	0	0	0	0
Transfer to Adult Court Hearing	0	0	0	0	0	0	0	0
Charges Cleared by Transfer to Adult Court	0	0	0	0	0	0	0	0
Unknown	0	0	0	0	0	0	0	0
Other	0	0	0	0	0	0	0	0
Totals	81	43	31	58	68	40	0	321

<u>Special Proceedings</u>								
Case Held Open	144	53	24	78	72	16	4	391
Review Concluded	125	75	20	86	44	16	4	370
Complaint Substantiated Delinquent	13	6	1	3	1	0	0	24
Dismissed	6	4	0	5	2	1	0	18
Complaint Substantiated Status Offender	6	6	0	1	0	0	0	13
Pretrial Diversion	8	2	1	0	0	0	0	11
Retired / Nolle Prosequi	2	0	0	0	0	0	0	2
Transfer to Adult Court Hearing	0	0	2	0	0	0	0	2
Complaint Substantiated Dependent/Neglect	1	0	0	0	0	0	0	1
Informal Adjustment	0	1	0	0	0	0	0	1
Other	1	0	0	0	0	0	0	1
Complaint Substantiated Abused	0	0	0	0	0	0	0	0
Complaint Substantiated Mentally Ill	0	0	0	0	0	0	0	0
Charges Cleared by Transfer to Adult Court	0	0	0	0	0	0	0	0
Special Proceeding	0	0	0	0	0	0	0	0
Unknown	0	0	0	0	0	0	0	0
Totals	306	147	48	173	119	33	8	834

**TENNESSEE COUNCIL OF JUVENILE AND FAMILY COURT JUDGES
2008 MONTGOMERY COUNTY JUVENILE COURT STATISTICAL DATA**

Formal and Informal Actions by Class of Referral, Race and Sex for CY 2008

	White Male	African American Male	Other Race Male	White Female	African American Female	Other Race Female	Unknown Race or Sex	Total
Other								
Case Held Open	1	2	1	0	0	0	0	4
Pretrial Diversion	0	2	0	0	1	0	0	3
Informal Adjustment	1	0	1	0	0	0	0	2
Transfer to Adult Court Hearing	0	1	0	0	0	0	0	1
Review Concluded	0	1	0	0	0	0	0	1
Other	0	1	0	0	0	0	0	1
Dismissed	0	0	0	0	0	0	0	0
Retired / Nolle Prosequi	0	0	0	0	0	0	0	0
Complaint Substantiated Delinquent	0	0	0	0	0	0	0	0
Complaint Substantiated Status Offender	0	0	0	0	0	0	0	0
Complaint Substantiated Dependent/Neglect	0	0	0	0	0	0	0	0
Complaint Substantiated Abused	0	0	0	0	0	0	0	0
Complaint Substantiated Mentally Ill	0	0	0	0	0	0	0	0
Charges Cleared by Transfer to Adult Court	0	0	0	0	0	0	0	0
Special Proceeding	0	0	0	0	0	0	0	0
Unknown	0	0	0	0	0	0	0	0
Totals	2	7	2	0	1	0	0	12
All Action Totals	1,965	920	275	1,105	662	212	61	5,200

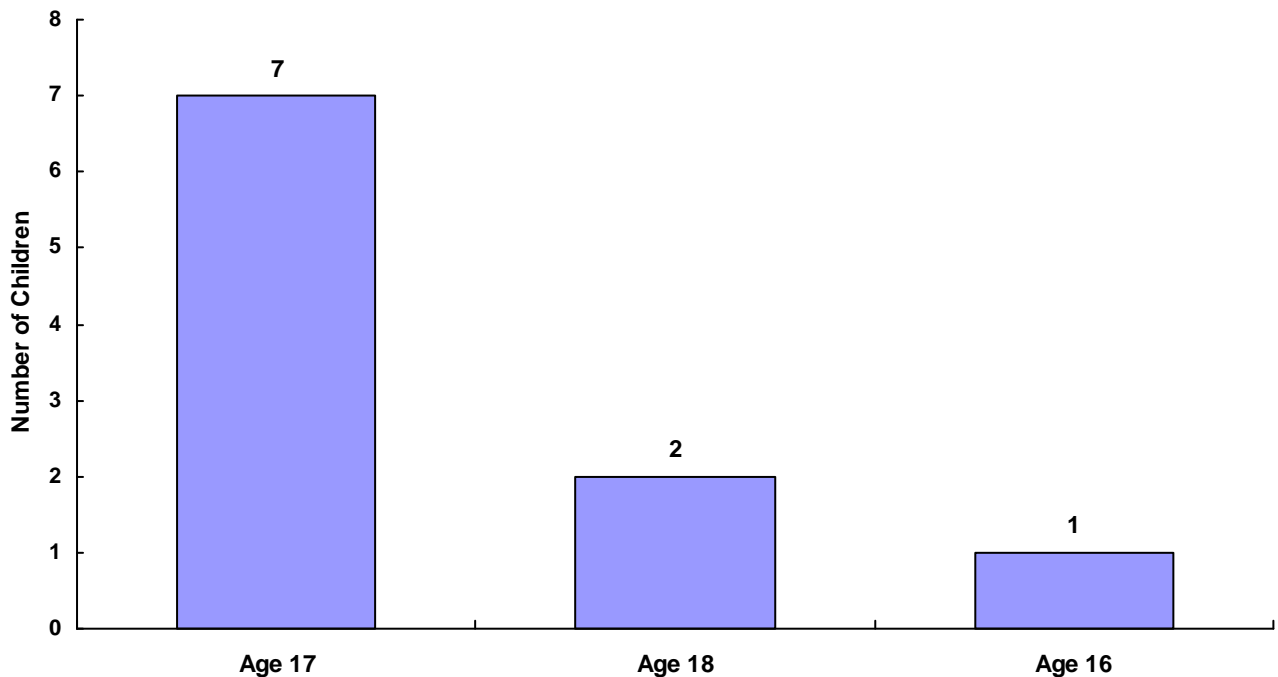
**TENNESSEE COUNCIL OF JUVENILE AND FAMILY COURT JUDGES
2008 MONTGOMERY COUNTY JUVENILE COURT STATISTICAL DATA**

Children Transferred to Adult Court by Age at Disposition Date, Race and Sex for CY 2008

Total Children = 2,452

	White Male	African American Male	Other Race Male	White Female	African American Female	Other Race Female	Unknown Race or Sex	Total	% of All Children Referred
Age Under 1	0	0	0	0	0	0	0	0	0.00%
Age 1	0	0	0	0	0	0	0	0	0.00%
Age 2	0	0	0	0	0	0	0	0	0.00%
Age 3	0	0	0	0	0	0	0	0	0.00%
Age 4	0	0	0	0	0	0	0	0	0.00%
Age 5	0	0	0	0	0	0	0	0	0.00%
Age 6	0	0	0	0	0	0	0	0	0.00%
Age 7	0	0	0	0	0	0	0	0	0.00%
Age 8	0	0	0	0	0	0	0	0	0.00%
Age 9	0	0	0	0	0	0	0	0	0.00%
Age 10	0	0	0	0	0	0	0	0	0.00%
Age 11	0	0	0	0	0	0	0	0	0.00%
Age 12	0	0	0	0	0	0	0	0	0.00%
Age 13	0	0	0	0	0	0	0	0	0.00%
Age 14	0	0	0	0	0	0	0	0	0.00%
Age 15	0	0	0	0	0	0	0	0	0.00%
Age 16	0	1	0	0	0	0	0	1	0.04%
Age 17	0	6	0	0	1	0	0	7	0.29%
Age 18	0	1	1	0	0	0	0	2	0.08%
Age 19 and Over	0	0	0	0	0	0	0	0	0.00%
Totals	0	8	1	0	1	0	0	10	

Total Children Transferred to Adult Court



**TENNESSEE COUNCIL OF JUVENILE AND FAMILY COURT JUDGES
2008 MONTGOMERY COUNTY JUVENILE COURT STATISTICAL DATA**

Outcomes by Type Of Disposition, Race and Sex for CY 2008

	White Male	African American Male	Other Race Male	White Female	African American Female	Other Race Female	Unknown Race or Sex	Total
<u>General Action Codes</u>								
Held Open For Review	502	230	62	320	226	48	20	1,408
Warned / Counseled	379	190	56	226	155	35	10	1,051
Case Dismissed	283	110	22	192	76	26	14	723
Referred to Defensive Driving School	231	45	8	176	28	10	0	498
Referral to Juvenile Court Educ-Based Pgm	144	73	11	97	44	10	2	381
House Arrest	112	88	24	59	42	12	5	342
Fine	104	14	5	49	6	4	0	182
Supervision / Probation to Juvenile Court	58	41	14	33	27	5	1	179
No Contact Order	46	49	15	27	32	6	1	176
Driver's License Held Informally	95	12	1	31	3	3	0	145
Probation to Parents	50	16	2	28	11	3	2	112
Referral to Another Entity for Superv/Servc	30	24	4	21	24	6	1	110
Referred for Alcohol and Drug Counseling	49	13	5	22	5	1	0	95
Public Service	39	19	2	15	9	2	0	86
Referred for Mental Health Counseling	25	11	3	14	13	1	2	69
Restitution	13	14	10	14	6	0	1	58
Referred to Alternative School	16	10	0	6	8	2	0	42
Injunction Other than No Contact Order	2	4	1	10	7	2	1	27
Released from Probation	11	4	1	4	6	0	0	26
Case Retired or Nolle Prosequi	9	2	0	4	4	0	2	21
Placement with Relative / Other Individual	5	3	1	4	2	1	0	16
Court Defined Curfew	1	1	0	4	0	1	1	8
Referred to Alcohol Safety School	3	0	0	3	0	0	0	6
Voluntary Placement with DMHMR	3	1	1	0	0	0	0	5
Private Mental Health Placement	2	2	0	0	0	0	0	4
Referred to Private Child Agency	0	0	0	0	0	0	0	0
Private MR Placement	0	0	0	0	0	0	0	0
Placement with City/Cnty Agcy/Facility	0	0	0	0	0	0	0	0
Runaway Returned	0	0	0	0	0	0	0	0
Dismissed from Informal Adjustment	0	0	0	0	0	0	0	0
Dismissed from Pretrial Diversion	0	0	0	0	0	0	0	0
Totals	2,212	976	248	1,359	734	178	63	5,770

**TENNESSEE COUNCIL OF JUVENILE AND FAMILY COURT JUDGES
2008 MONTGOMERY COUNTY JUVENILE COURT STATISTICAL DATA**

Outcomes by Type Of Disposition, Race and Sex for CY 2008

	White Male	African American Male	Other Race Male	White Female	African American Female	Other Race Female	Unknown Race or Sex	Total
Formal Action Codes								
Placed Under a Valid Court Order	106	95	29	60	51	14	4	359
DCS Commitment - Custody	23	20	11	4	9	6	3	76
DCS Probation	20	19	2	6	7	1	4	59
DCS Commitment - Suspended	6	5	3	3	1	1	0	19
DCS Commitment - Determinate	4	7	0	0	1	0	0	12
Transferred to Adult Court	0	8	1	0	1	0	0	10
Transfer to Another Juvenile Court for Dispo	1	1	0	0	0	0	2	4
DMHMR Involuntary Commitment	0	1	0	0	0	0	0	1
DCS Intensive Probation	0	0	1	0	0	0	0	1
Other Intensive Probation	0	0	0	0	1	0	0	1
Supervision by DCS	0	0	0	0	0	0	0	0
Parental Rights Terminated	0	0	0	0	0	0	0	0
Parental Rights Not Terminated	0	0	0	0	0	0	0	0
Totals	160	156	47	73	71	22	13	542

Special Proceedings

Court Costs	434	197	72	274	156	63	11	1,207
Custody Changed	88	48	33	60	68	40	0	337
Order of Reference to DCS	3	1	1	1	2	0	0	8
Custody Unchanged	1	0	1	1	0	0	0	3
Paternity Determined / Child Legitimated	0	0	0	1	0	0	0	1
Child Support Granted	1	0	0	0	0	0	0	1
Foster Care Terminated	0	0	0	0	0	0	0	0
Foster Care Continued	0	0	0	0	0	0	0	0
Visitation Changed	0	0	0	0	0	0	0	0
Visitation Unchanged	0	0	0	0	0	0	0	0
Voluntary Acknowledgement of Paternity	0	0	0	0	0	0	0	0
Paternity Not Determ/Child Not Legitimated	0	0	0	0	0	0	0	0
Child Support Amended	0	0	0	0	0	0	0	0
Child Support Denied	0	0	0	0	0	0	0	0
Child Support Terminated	0	0	0	0	0	0	0	0
Request for Medical Treatment Granted	0	0	0	0	0	0	0	0
Request for Medical Treatment Denied	0	0	0	0	0	0	0	0
Consent to Marry Granted	0	0	0	0	0	0	0	0
Consent to Marry Denied	0	0	0	0	0	0	0	0
Totals	527	246	107	337	226	103	11	1,557

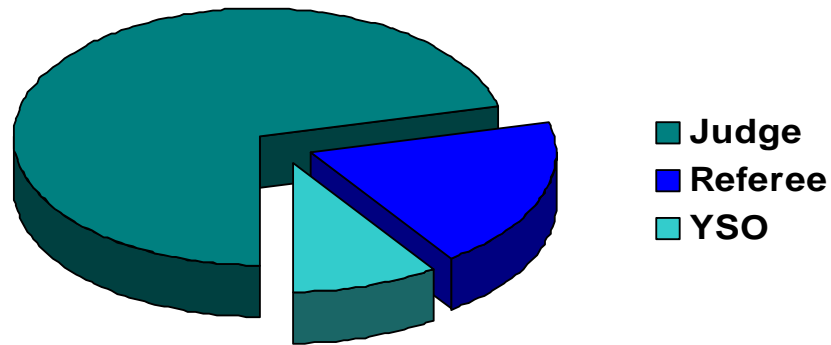
Other Outcome Codes

Other	0	4	1	1	0	0	0	6
Totals	0	4	1	1	0	0	0	6

All Outcome Totals	2,899	1,382	403	1,770	1,031	303	87	7,875
---------------------------	--------------	--------------	------------	--------------	--------------	------------	-----------	--------------

**TENNESSEE COUNCIL OF JUVENILE AND FAMILY COURT JUDGES
2008 MONTGOMERY COUNTY JUVENILE COURT STATISTICAL DATA**

Breakdown of Referrals by Court Personnel Executing the Action in CY 2008



	Referrals	% of Referrals
Judge	3,696	71.08%
Referee	1,005	19.33%
YSO	499	9.60%
Other	0	0.00%
Total	5,200	100.00%