

2008

State of Tennessee

Annual Juvenile Court Statistical Report

Stewart County Breakdown

TABLE OF CONTENTS

Report Numbers Listed Below are shown at the Bottom of each Report, followed by the Report Page Number

	Report Number
Juvenile Court Referral Process	
Chart – The Juvenile Court Referral Process	1
Chart – Delinquent, Dependent/Neglect/Abuse, and Status/Unruly Referrals	2
Chart – Referrals by Type of Offense	3
Chart – Referrals for Status/Unruly Offenses	4
Children and Referral Counts by Race and Sex	
Table – Children with Delinquent Referrals by Race and Sex	5
Table – Children with Status/Unruly Referrals by Race and Sex	5
Table – Children with Dependency/Neglect/Abuse Allegations by Race and Sex	5
Table – Referrals Delinquent Referrals by Race and Sex	6
Table – Referrals Status/Unruly Referrals by Race and Sex	6
Table – Referrals Dependency/Neglect/Abuse Allegations by Race and Sex	6
Table/Chart – Referrals by Age Group, Race and Sex	7
Table/Chart – Children Referred by Age, Race and Sex	8
Table/Chart – Children Referred by Race and Sex	9
Table/Chart – Children of Hispanic Origin by Race and Sex	10
Table – Referrals by Type of Offense, Age Group, Race and Sex	11
Living Arrangement of the Child at Time of Referral	
Table/Chart – Living Arrangement at Time of Referral by Race and Sex	12
School Status of Individual Children at Time of Referral to Juvenile Court	
Table – Last Grade Completed by Children by Race and Sex	13
Table – Children Enrolled in School	13
Table – Children Enrolled in Special Education	13
Referral Information by Race, Sex and Class of Referral/Offense	
Table/Chart – Class of Referrals by Race and Sex	14
Table - Referrals by Class and Type of Offense by Race and Sex	15
Referral Reasons by Type, Race and Sex	
Table – Referral Reasons by Type of Offense, Race and Sex	16
Table – Top 4 Referral Reasons by Sex and Race	17
Table – Top 4 Referral Reasons by Sex, Race and Type of Offense	18
Source of Referrals to the Juvenile Court	
Table – Source of Referrals by Race and Sex	19
Table – Six Most Frequent Referral Reasons by Source, Race and Sex	20
Table – Source of Referrals by Type of Offense, Race and Sex	21
Children Referred with Weapons Charges	
Table/Chart – Children Referred for Unlawful Carrying/Possession of a Weapon by Age, Race and Sex	22
Table/Chart – Children Referred for Carrying Weapons on School Property	23
Intake Actions at Referral	
Table/Chart – Intake Actions at Referral by Race and Sex	24
Table/Chart – Intake Actions of Referrals by Class of Offense, Race and Sex	25

TABLE OF CONTENTS


Report Numbers Listed Below are shown at the Bottom of each Report, followed by the Report Page Number

	Report Number
Detention Statistics at Referral	
Table – Detention Statistics at Referral by Individual Child by Race and Sex	26
Table – Detention Statistics at Referral by Individual Case	26
Table – Placement After Secure Detention Hearing by Individual Child by Race and Sex	27
Table – Placement After Secure Detention Hearing by Individual Case	27
Dispositional Procedures	
Table – Procedures used to Dispose or Adjust All Referrals	28
Table – Referrals Disposed by Formal Adjudicatory Proceedings	28
Table – Referrals Disposed by Other Actions	28
Formal and Informal Actions	
Table/Chart – Formal and Informal Actions by Race and Sex	29
Table – Formal and Informal Actions by Type of Offense, Race and Sex	30
Table – Formal and Informal Actions by Class of Referral, Race and Sex	31
Children Transferred to Adult Court	
Table/Chart – Children Transferred to Adult Court by Age, Race and Sex	32
Outcomes by Type of Disposition	
Table – Outcomes by Type of Disposition, Race and Sex	33
Juvenile Court Referrals Disposed County-Wide Based on Number of Referrals	
Table/Chart – Breakdown of Referrals by Court Personnel Executing the Action	34

**TENNESSEE COUNCIL OF JUVENILE AND FAMILY COURT JUDGES
2008 STEWART COUNTY JUVENILE COURT STATISTICAL DATA**

The Juvenile Court Referral Process for CY 2008

Delinquent 284	Status 23	Dependency and Neglect 35	Other Violations 0	Special Proceedings 406	Parentage 49	Other 9
--------------------------	---------------------	-------------------------------------	------------------------------	-----------------------------------	------------------------	-------------------



Parents, Victims, School, Relatives, State Dept, etc.
554

Law Enforcement
252

Pretrial Diversion, Informal Adjustment
88

Court Actions
806

Transfer to Adult Court Hearing
4

Charges Cleared By Transfer to Adult Court
0

Special Proceeding
421

Review Concluded
29

Case Held Open
58

Other
7

Formal Adjudications
199

Juvenile Court System Outcomes / Dispositions
1,420

Formal
152

General
868

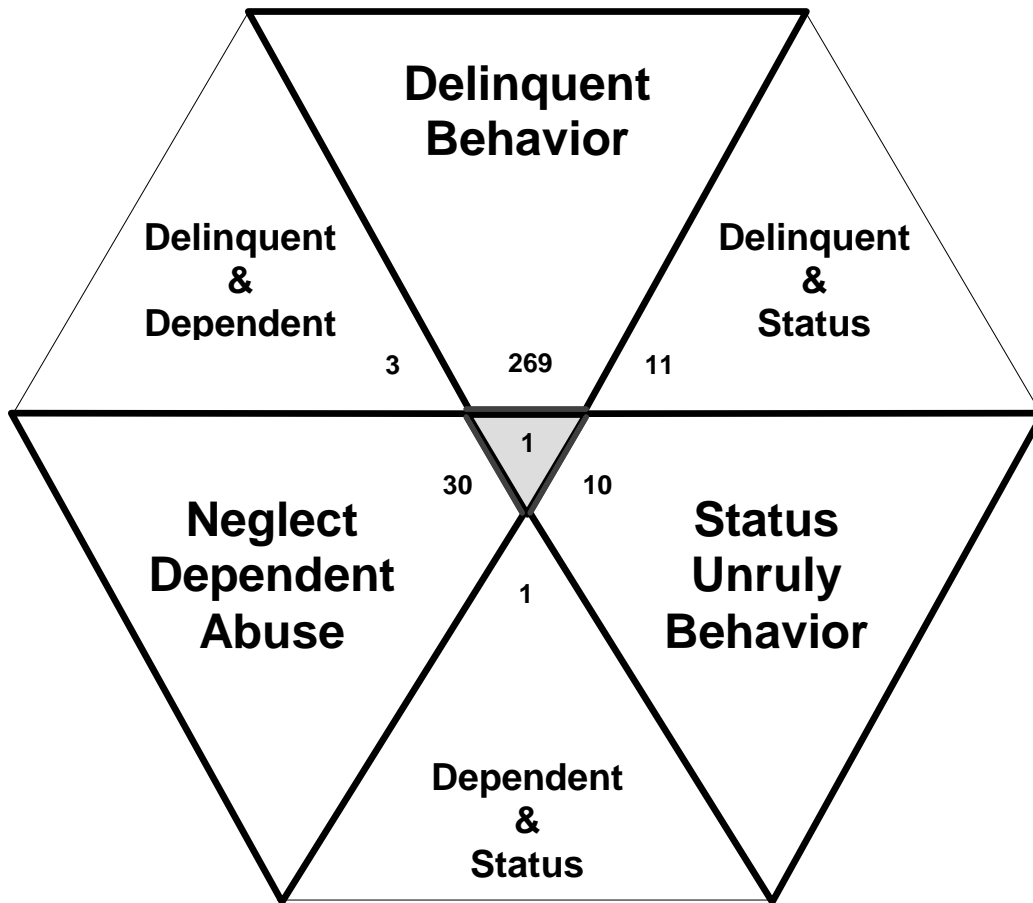
Special Proceedings
260

Other
140

**TENNESSEE COUNCIL OF JUVENILE AND FAMILY COURT JUDGES
2008 STEWART COUNTY JUVENILE COURT STATISTICAL DATA**

Delinquent, Dependent/Neglect/Abuse, and Status/Unruly Referrals for CY 2008

Total = 325



The remaining referrals are for:
Custody, Visitation, Paternity/Legitimation, Child Support,
Special Procedures and Other Referrals

Each child may be counted
in more than one category

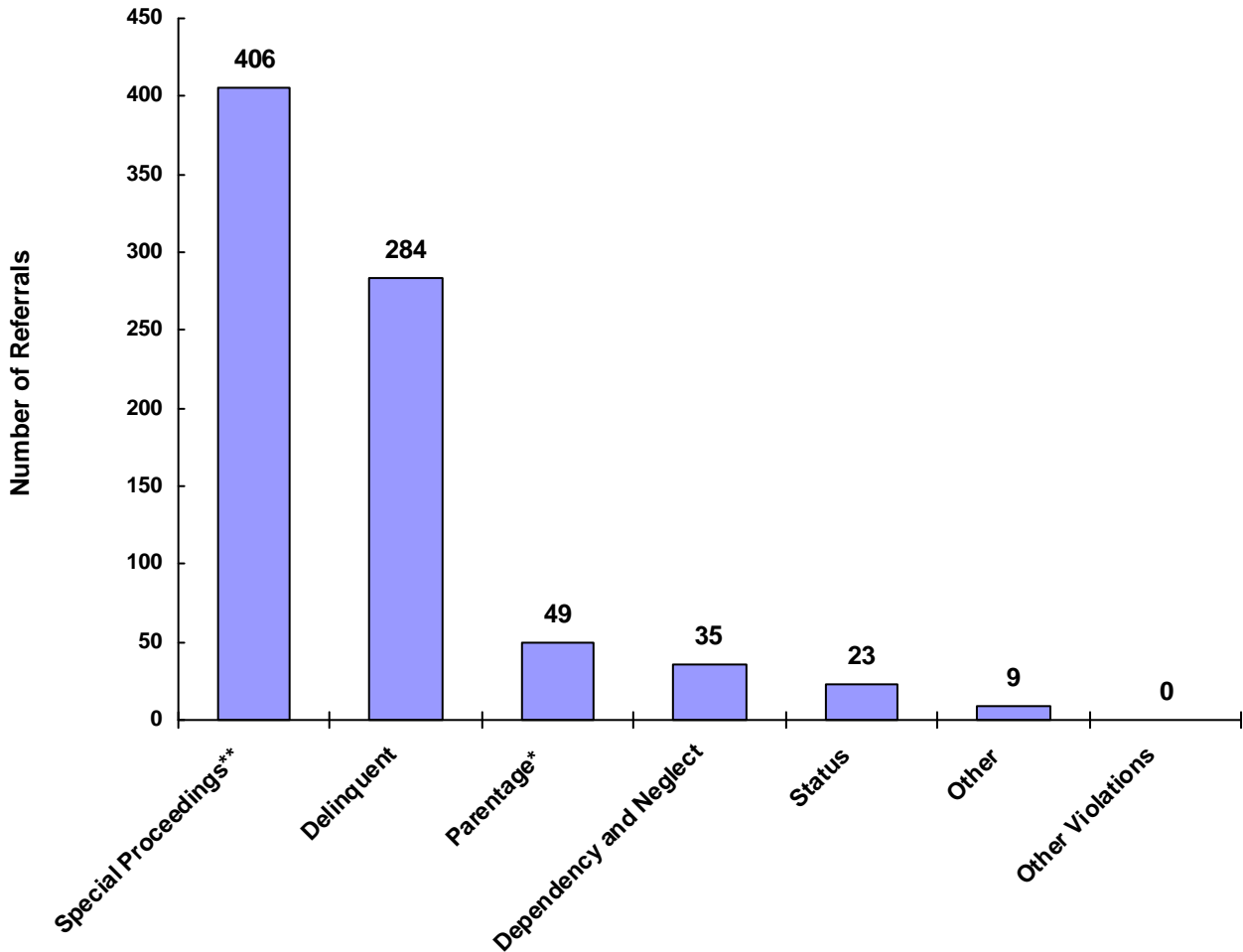
Total number of individual children for ALL referrals
disposed by juvenile courts during CY 2008 equals 204

Children can have referrals in multiple categories. The drawing above shows that in the year 2008 there were 269 referrals to Stewart County Juvenile Court for children with only delinquent offenses, 10 for those with only status/unruly behavior, and 30 for children with neglect, dependent or abuse referrals during the calendar year. There were 11 referrals for children that had a delinquent AND a status/unruly referral. There were 3 referrals for children with both delinquent behavior AND a neglect, dependent or abuse allegation. There were 1 referrals for children that had both a status/unruly referral AND a neglect, dependent or abuse allegation. Also, there were 1 referrals for children that had a delinquent referral, a status/unruly referral AND a neglect, dependent or abuse allegation.

**TENNESSEE COUNCIL OF JUVENILE AND FAMILY COURT JUDGES
2008 STEWART COUNTY JUVENILE COURT STATISTICAL DATA**

Referrals by Type of Offense in CY 2008

Total Referrals = 806



* Parentage includes: Custody, Visitation, Paternity/Legitimation and Child Support

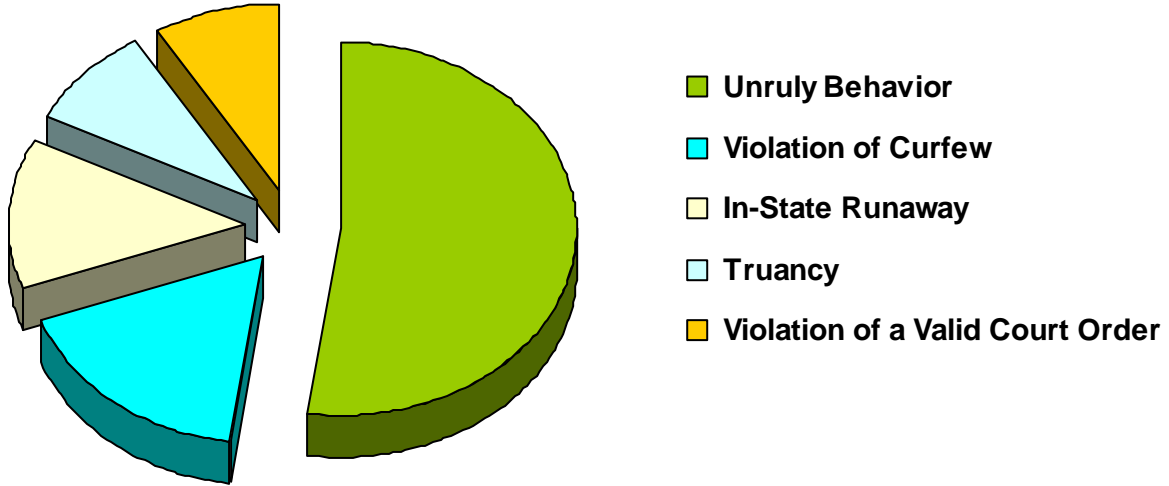
**Special Proceedings include: Judicial Review, Administrative Review, Foster Care Review, Request for Medical Treatment and Consent to Marry

Information from the Juvenile Court represents a total of 204 children and 624 cases that were reported to the TCJFCJ.

A Status offense is an offense committed by a child that if committed by an adult, would not be considered an offense or unlawful act. An example of this is smoking when not legally an adult.

**TENNESSEE COUNCIL OF JUVENILE AND FAMILY COURT JUDGES
2008 STEWART COUNTY JUVENILE COURT STATISTICAL DATA**

**Referrals for Status/Unruly Offenses in CY 2008
Total Status/Unruly Referrals = 23**



Referral Reason	Count	Percent
Unruly Behavior	12	52.17%
Violation of Curfew	4	17.39%
In-State Runaway	3	13.04%
Violation of a Valid Court Order	2	8.70%
Truancy	2	8.70%
Possession of Tobacco Products	0	0.00%
Out-of-State Runaway	0	0.00%
Total	23	

**TENNESSEE COUNCIL OF JUVENILE AND FAMILY COURT JUDGES
2008 STEWART COUNTY JUVENILE COURT STATISTICAL DATA**

Children* with Delinquent Referrals by Race and Sex for CY 2008

	White	African American	Native American	Asian	Mixed Race	Unknown Race	Total
Male	78	1	2	0	4	0	85
Female	33	0	0	0	1	0	34
Unknown Sex	0	0	0	0	0	0	
Totals	111	1	2	0	5	0	119

Children* with Status/Unruly Referrals by Race and Sex for CY 2008

	White	African American	Native American	Asian	Mixed Race	Unknown Race	Total
Male	12	0	0	0	1	0	13
Female	8	0	0	0	1	0	9
Unknown Sex	0	0	0	0	0	0	
Totals	20	0	0	0	2	0	22

Children* with Dependency/Neglect/Abuse Allegations by Race and Sex for CY 2008

	White	African American	Native American	Asian	Mixed Race	Unknown Race	Total
Male	9	1	0	0	2	0	12
Female	7	1	0	0	0	0	8
Unknown Sex	0	0	0	0	0	0	
Totals	16	2	0	0	2	0	20

* A child may be counted in more than one category

**TENNESSEE COUNCIL OF JUVENILE AND FAMILY COURT JUDGES
2008 STEWART COUNTY JUVENILE COURT STATISTICAL DATA**

Delinquent Referrals by Race and Sex for CY 2008

	White	African American	Native American	Asian	Mixed Race	Unknown Race	Total
Male	205	1	23	0	6	0	235
Female	48	0	0	0	1	0	49
Unknown Sex	0	0	0	0	0	0	0
Totals	253	1	23	0	7	0	284

Status/Unruly Referrals by Race and Sex for CY 2008

	White	African American	Native American	Asian	Mixed Race	Unknown Race	Total
Male	13	0	0	0	1	0	14
Female	8	0	0	0	1	0	9
Unknown Sex	0	0	0	0	0	0	0
Totals	21	0	0	0	2	0	23

Dependency/Neglect/Abuse Allegations by Race and Sex for CY 2008

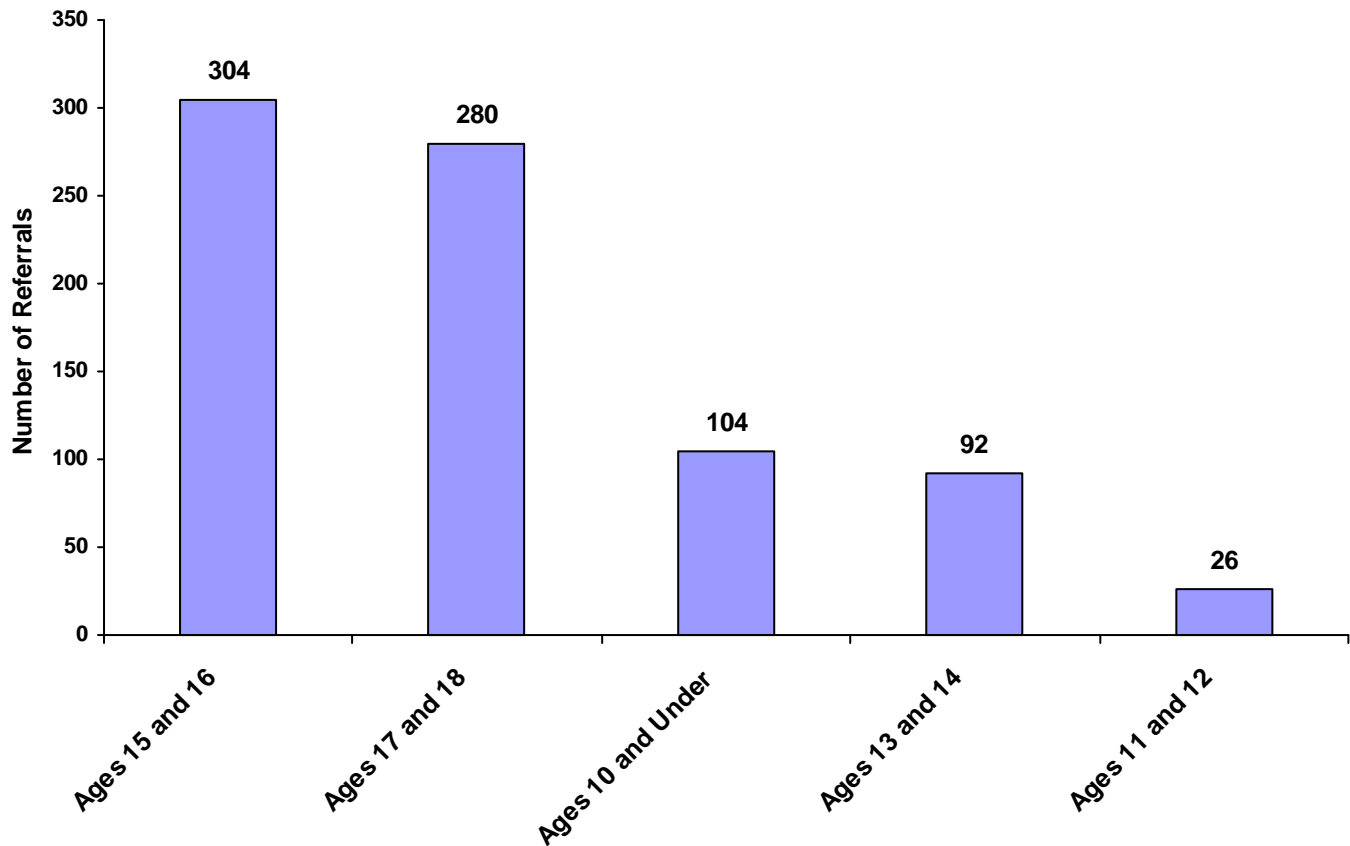
	White	African American	Native American	Asian	Mixed Race	Unknown Race	Total
Male	18	1	0	0	4	0	23
Female	11	1	0	0	0	0	12
Unknown Sex	0	0	0	0	0	0	0
Totals	29	2	0	0	4	0	35

**TENNESSEE COUNCIL OF JUVENILE AND FAMILY COURT JUDGES
2008 STEWART COUNTY JUVENILE COURT STATISTICAL DATA**

Referrals by Age Group, Race and Sex for CY 2008

	White Male	African American Male	Other Race Male	White Female	African American Female	Other Race Female	Unknown Race or Sex	Total	% of Total Referrals
Birth through Age 10	51	3	0	43	7	0	0	104	12.90%
Ages 11 and 12	15	0	3	7	1	0	0	26	3.23%
Ages 13 and 14	65	1	3	23	0	0	0	92	11.41%
Ages 15 and 16	191	2	36	67	0	8	0	304	37.72%
Ages 17 and 18	182	0	23	75	0	0	0	280	34.74%
Unknown Age	0	0	0	0	0	0	0	0	0.00%
All Age Group Totals	504	6	65	215	8	8	0	806	

Total Referrals by Age Group

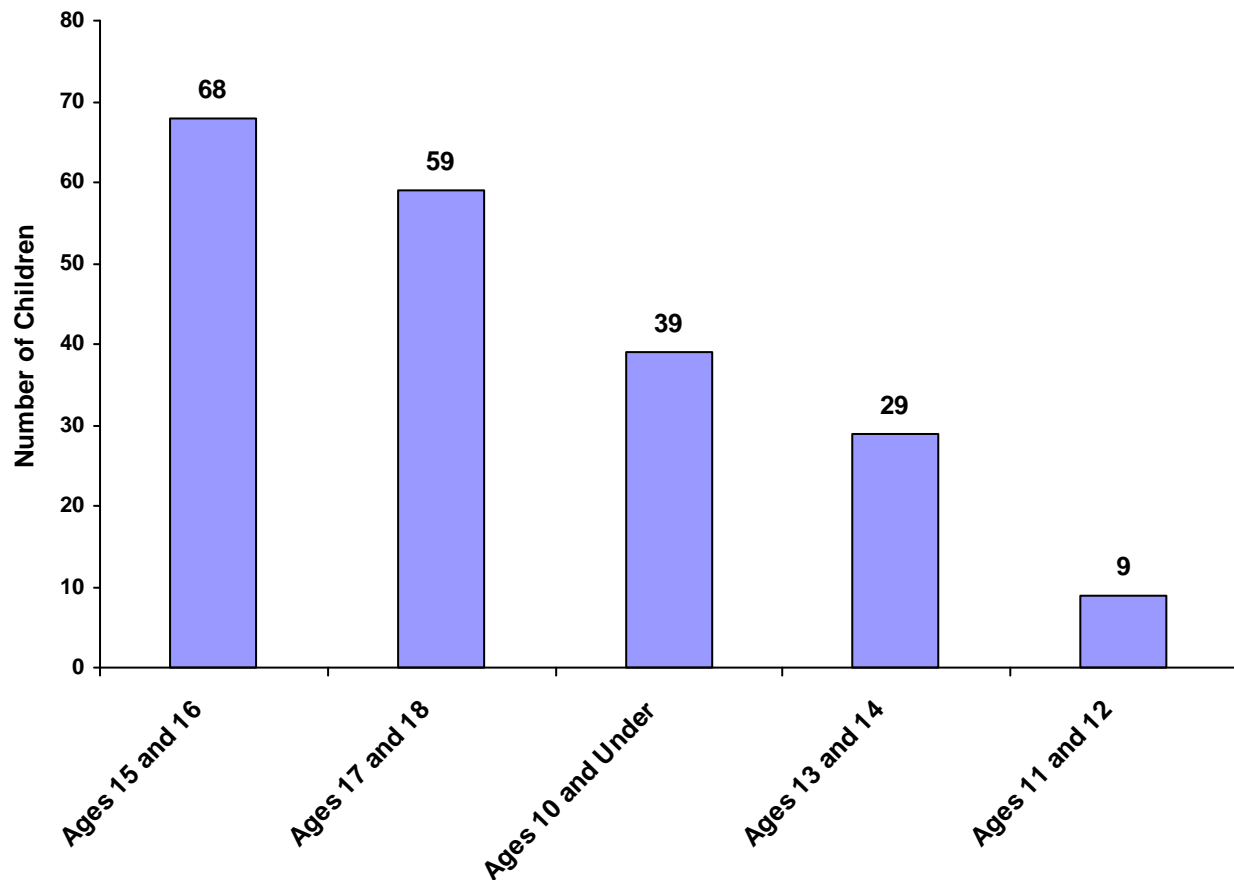


**TENNESSEE COUNCIL OF JUVENILE AND FAMILY COURT JUDGES
2008 STEWART COUNTY JUVENILE COURT STATISTICAL DATA**

Children Referred by Age Group, Race and Sex for CY 2008

	White Male	African American Male	Other Race Male	White Female	African American Female	Other Race Female	Unknown Race or Sex	Total	% of All Children Referred
Ages 10 and Under	18	1	0	17	3	0	0	39	19.12%
Ages 11 through 12	4	0	1	3	1	0	0	9	4.41%
Ages 13 through 14	21	1	1	6	0	0	0	29	14.22%
Ages 15 through 16	39	1	5	22	0	1	0	68	33.33%
Ages 17 through 18	39	0	1	19	0	0	0	59	28.92%
Ages 19 and Over	0	0	0	0	0	0	0	0	0.00%
Total	121	3	8	67	4	1	0	204	

Total Children by Age Group

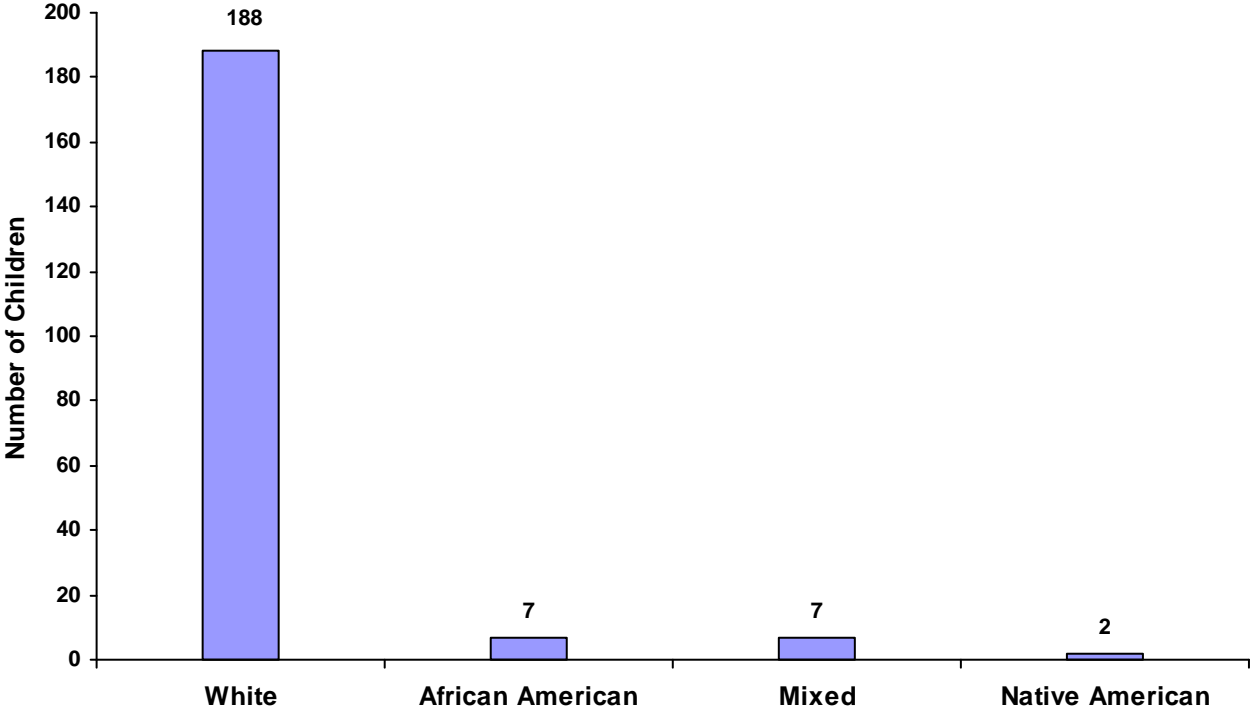


**TENNESSEE COUNCIL OF JUVENILE AND FAMILY COURT JUDGES
2008 STEWART COUNTY JUVENILE COURT STATISTICAL DATA**

Children Referred by Race and Sex for CY 2008

Race	Male	Female	Unknown	Total
White	121	67	0	188
African American	3	4	0	7
Native American	2	0	0	2
Asian	0	0	0	0
Mixed	6	1	0	7
Unknown	0	0	0	0
Total	132	72	0	204

Total Children by Race

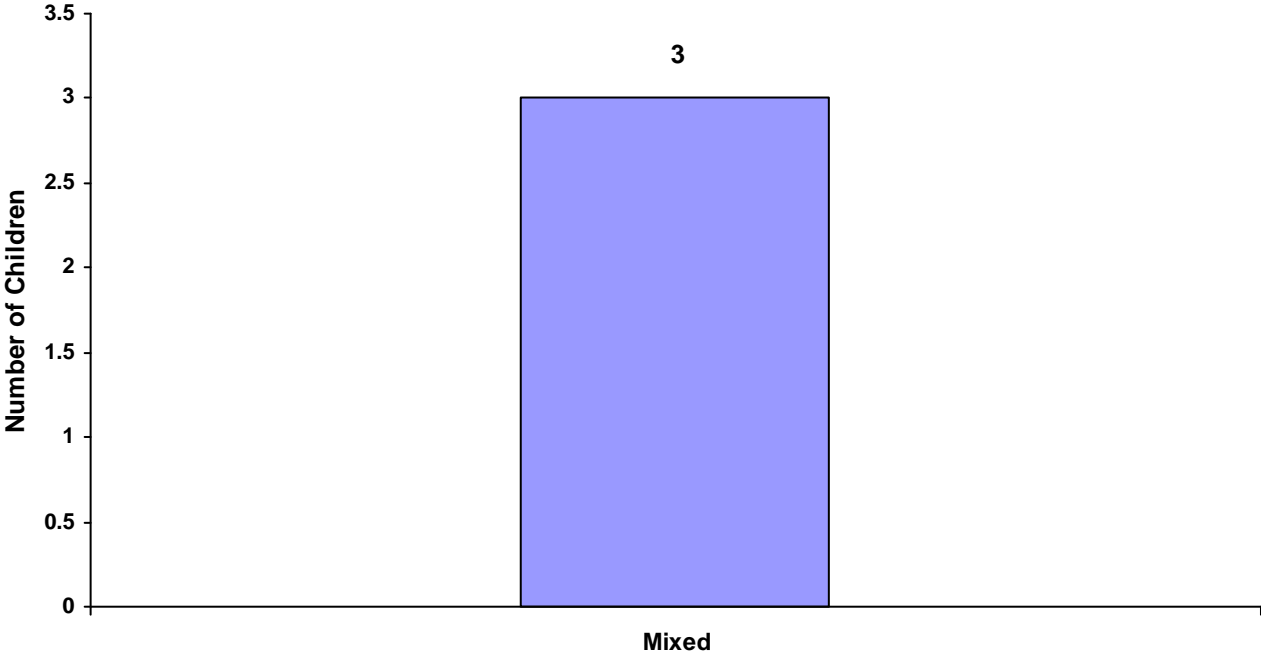


**TENNESSEE COUNCIL OF JUVENILE AND FAMILY COURT JUDGES
2008 STEWART COUNTY JUVENILE COURT STATISTICAL DATA**

Children of Hispanic Origin by Race and Sex for CY 2008

Race	Male	Female	Unknown	Total
White	0	0	0	0
African American	0	0	0	0
Native American	0	0	0	0
Asian	0	0	0	0
Mixed	2	1	0	3
Unknown	0	0	0	0
Total	2	1	0	3

Total Children of Hispanic Origin by Race



**TENNESSEE COUNCIL OF JUVENILE AND FAMILY COURT JUDGES
2008 STEWART COUNTY JUVENILE COURT STATISTICAL DATA**

Referrals by Type of Offense, Age Group, Race and Sex for CY 2008

	White Male	African American Male	Other Race Male	White Female	African American Female	Other Race Female	Unknown Race or Sex	Total
Delinquent								
Ages 10 and Under	1	0	0	4	0	0	0	5
Ages 11 through 12	1	0	0	0	0	0	0	1
Ages 13 through 14	23	0	1	3	0	0	0	27
Ages 15 through 16	76	1	7	16	0	1	0	101
Ages 17 through 18	104	0	21	25	0	0	0	150
Ages 19 and Over	0	0	0	0	0	0	0	0
Total	205	1	29	48	0	1	0	284
Status								
Ages 10 and Under	0	0	0	1	0	0	0	1
Ages 11 through 12	1	0	0	1	0	0	0	2
Ages 13 through 14	0	0	0	1	0	0	0	1
Ages 15 through 16	6	0	1	5	0	1	0	13
Ages 17 through 18	6	0	0	0	0	0	0	6
Ages 19 and Over	0	0	0	0	0	0	0	0
Total	13	0	1	8	0	1	0	23
Dependency and Neglect								
Ages 10 and Under	10	1	0	7	1	0	0	19
Ages 11 through 12	0	0	0	0	0	0	0	0
Ages 13 through 14	2	0	0	2	0	0	0	4
Ages 15 through 16	6	0	4	2	0	0	0	12
Ages 17 through 18	0	0	0	0	0	0	0	0
Ages 19 and Over	0	0	0	0	0	0	0	0
Total	18	1	4	11	1	0	0	35
Other Violations								
Ages 10 and Under	0	0	0	0	0	0	0	0
Ages 11 through 12	0	0	0	0	0	0	0	0
Ages 13 through 14	0	0	0	0	0	0	0	0
Ages 15 through 16	0	0	0	0	0	0	0	0
Ages 17 through 18	0	0	0	0	0	0	0	0
Ages 19 and Over	0	0	0	0	0	0	0	0
Total	0	0	0	0	0	0	0	0

**TENNESSEE COUNCIL OF JUVENILE AND FAMILY COURT JUDGES
2008 STEWART COUNTY JUVENILE COURT STATISTICAL DATA**

Referrals by Type of Offense, Age Group, Race and Sex for CY 2008

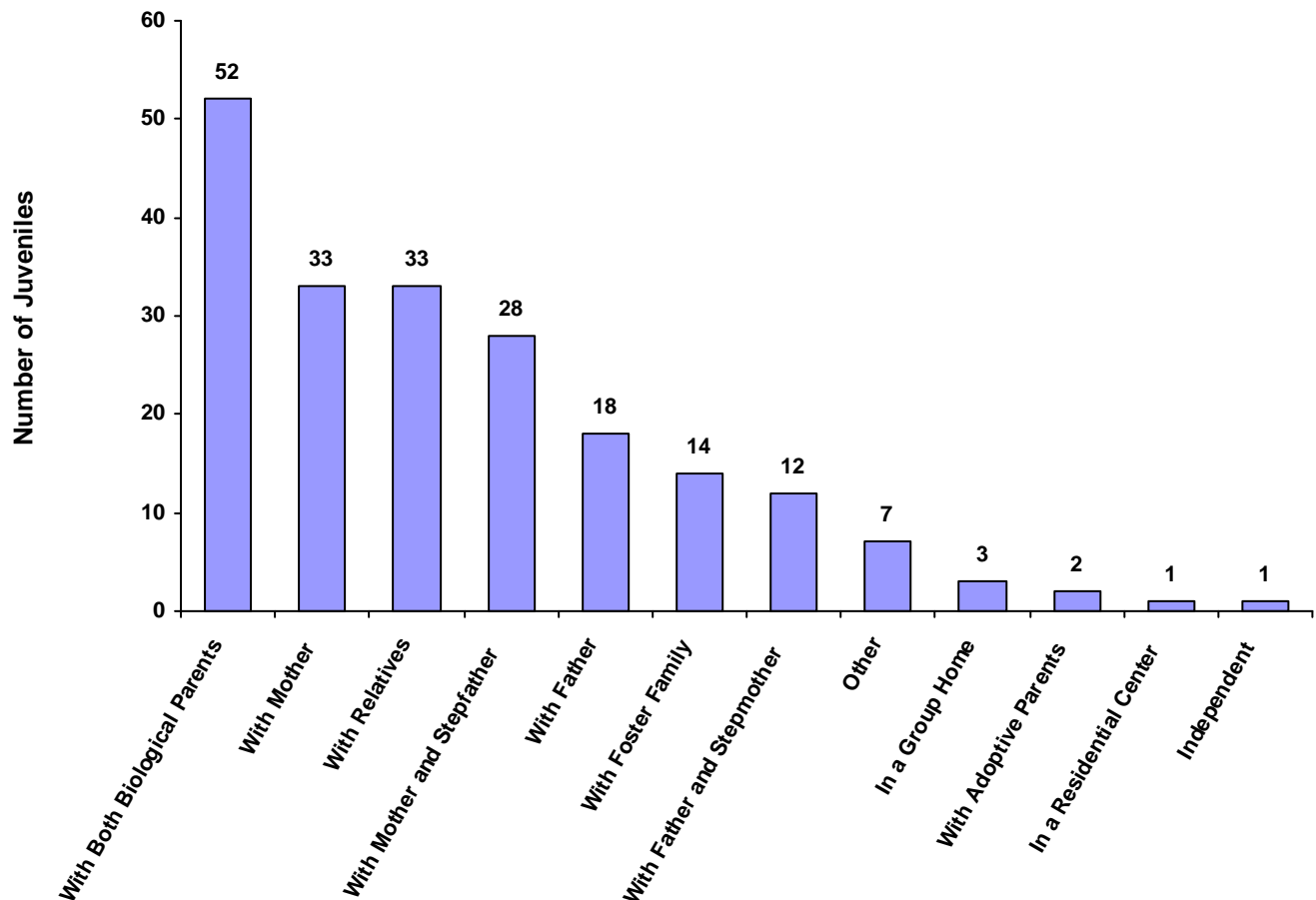
	White Male	African American Male	Other Race Male	White Female	African American Female	Other Race Female	Unknown Race or Sex	Total
Special Proceedings								
Ages 10 and Under	39	2	0	31	6	0	0	78
Ages 11 through 12	13	0	3	6	1	0	0	23
Ages 13 through 14	39	1	2	16	0	0	0	58
Ages 15 through 16	100	1	24	44	0	6	0	175
Ages 17 through 18	70	0	2	49	0	0	0	121
Ages 19 and Over	0	0	0	0	0	0	0	0
Total	261	4	31	146	7	6	0	455
Other								
Ages 10 and Under	1	0	0	0	0	0	0	1
Ages 11 through 12	0	0	0	0	0	0	0	0
Ages 13 through 14	1	0	0	1	0	0	0	2
Ages 15 through 16	3	0	0	0	0	0	0	3
Ages 17 through 18	2	0	0	1	0	0	0	3
Ages 19 and Over	0	0	0	0	0	0	0	0
Total	7	0	0	2	0	0	0	9
Grand Total	504	6	65	215	8	8	0	806

TENNESSEE COUNCIL OF JUVENILE AND FAMILY COURT JUDGES 2008 STEWART COUNTY JUVENILE COURT STATISTICAL DATA

Living Arrangement of Juveniles by Race and Sex for CY 2008

	White Male	African American Male	Other Race Male	White Female	African American Female	Other Race Female	Unknown Race or Sex	Total	% of All Children Referred
With Both Biological Parents	35	1	0	16	0	0	0	52	25.49%
With Father and Stepmother	7	0	0	5	0	0	0	12	5.88%
With Mother and Stepfather	21	0	2	4	0	1	0	28	13.73%
With Mother	17	1	2	13	0	0	0	33	16.18%
With Father	10	0	2	6	0	0	0	18	8.82%
With Relatives	14	1	0	15	3	0	0	33	16.18%
With Adoptive Parents	0	0	1	1	0	0	0	2	0.98%
With Foster Family	9	0	1	3	1	0	0	14	6.86%
In a Group Home	2	0	0	1	0	0	0	3	1.47%
In a Residential Center	1	0	0	0	0	0	0	1	0.49%
In an Institution	0	0	0	0	0	0	0	0	0.00%
Independent	1	0	0	0	0	0	0	1	0.49%
Unknown	0	0	0	0	0	0	0	0	0.00%
Other	4	0	0	3	0	0	0	7	3.43%
Totals	121	3	8	67	4	1	0	204	

Living Arrangement of Juveniles



**TENNESSEE COUNCIL OF JUVENILE AND FAMILY COURT JUDGES
2008 STEWART COUNTY JUVENILE COURT STATISTICAL DATA**

Last Grade Completed by Children by Race and Sex for CY 2008

	White Male	African American Male	Other Race Male	White Female	African American Female	Other Race Female	Unknown Race or Sex	Total	% of All Children Referred
Too Young for School	10	0	0	8	2	0	0	20	9.80%
Preschool	2	0	0	3	0	0	0	5	2.45%
Kindergarten	3	1	0	1	0	0	0	5	2.45%
1st Grade	1	0	0	1	0	0	0	2	0.98%
2nd Grade	1	0	0	0	0	0	0	1	0.49%
3rd Grade	0	0	0	2	1	0	0	3	1.47%
4th Grade	1	0	0	1	0	0	0	2	0.98%
5th Grade	2	0	0	3	1	0	0	6	2.94%
6th Grade	4	0	1	1	0	0	0	6	2.94%
7th Grade	11	0	1	1	0	0	0	13	6.37%
8th Grade	13	2	3	12	0	0	0	30	14.71%
9th Grade	22	0	1	9	0	1	0	33	16.18%
10th Grade	29	0	2	10	0	0	0	41	20.10%
11th Grade	17	0	0	13	0	0	0	30	14.71%
12th Grade	2	0	0	1	0	0	0	3	1.47%
Non-Graded Special Ed	0	0	0	0	0	0	0	0	0.00%
GED	2	0	0	0	0	0	0	2	0.98%
Graduated	1	0	0	1	0	0	0	2	0.98%
Never Attended School	0	0	0	0	0	0	0	0	0.00%
Unknown	0	0	0	0	0	0	0	0	0.00%
Other	0	0	0	0	0	0	0	0	0.00%
Totals	121	3	8	67	4	1	0	204	

Children Enrolled in School

	Children	% of All Children
Enrolled	179	87.75%
Not Enrolled	25	12.25%
Unknown		
	204	

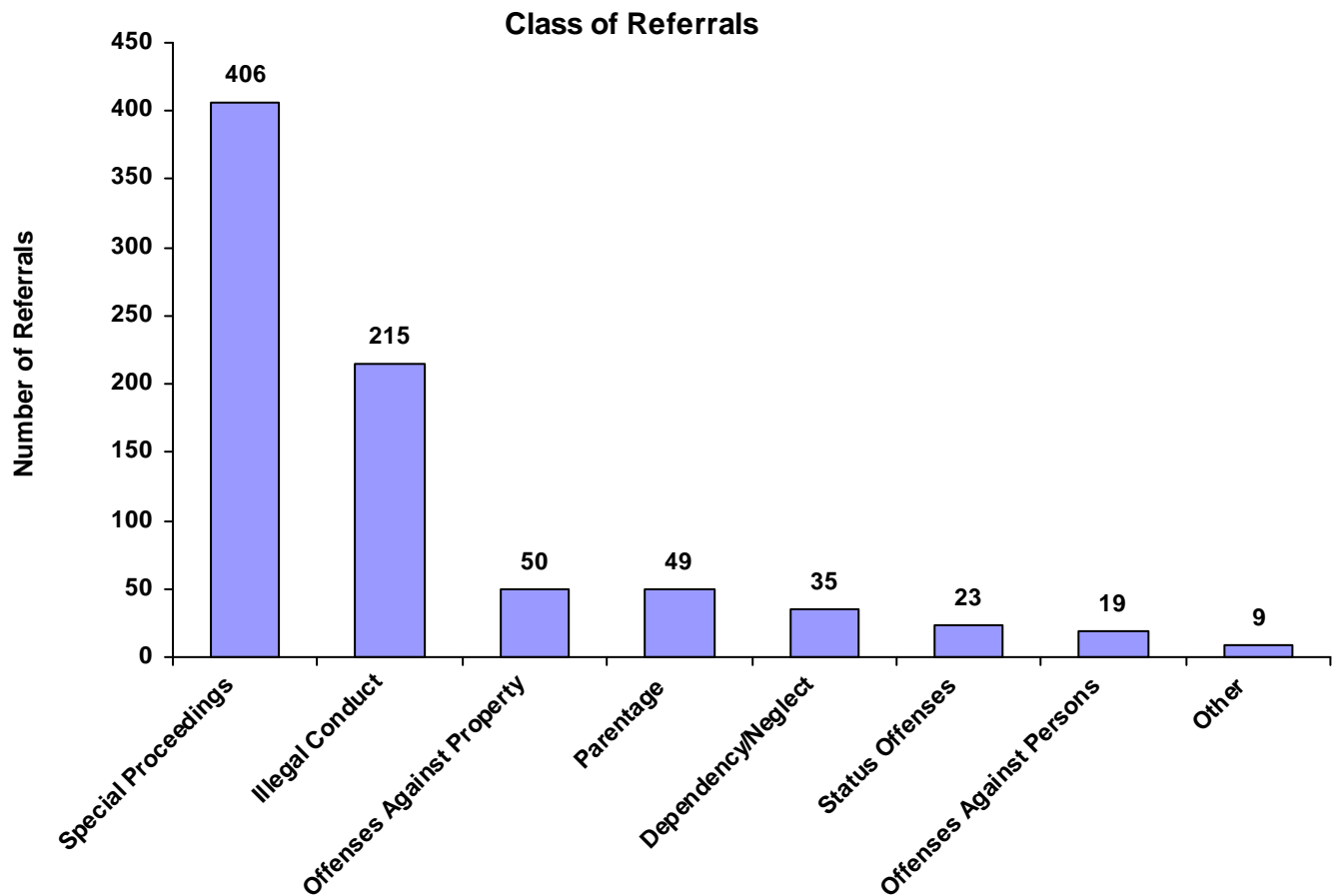
Children Enrolled in Special Education

	Children	% of All Children
Enrolled	41	20.10%
Not Enrolled	163	79.90%
Unknown	0	0.00%
	204	

**TENNESSEE COUNCIL OF JUVENILE AND FAMILY COURT JUDGES
2008 STEWART COUNTY JUVENILE COURT STATISTICAL DATA**

Class of Referrals by Race and Sex for CY 2008

	White Male	African American Male	Other Race Male	White Female	African American Female	Other Race Female	Unknown Race or Sex	Total	% of Total Referrals
Offenses Against Persons	14	0	1	4	0	0	0	19	2.36%
Offenses Against Property	43	0	5	2	0	0	0	50	6.20%
Illegal Conduct	148	1	23	42	0	1	0	215	26.67%
Status Offenses	13	0	1	8	0	1	0	23	2.85%
Dependency/Neglect	18	1	4	11	1	0	0	35	4.34%
Other Violation Proceedings	0	0	0	0	0	0	0	0	0.00%
Parentage	31	2	0	14	2	0	0	49	6.08%
Special Proceedings	230	2	31	132	5	6	0	406	50.37%
Other	7	0	0	2	0	0	0	9	1.12%
Totals	504	6	65	215	8	8	0	806	



**TENNESSEE COUNCIL OF JUVENILE AND FAMILY COURT JUDGES
2008 STEWART COUNTY JUVENILE COURT STATISTICAL DATA**

Referrals by Class and Type Of Offense by Race and Sex for CY 2008

	White Male	African American Male	Other Race Male	White Female	African American Female	Other Race Female	Unknown Race or Sex	Total
<u>Offenses Against Persons</u>								
Assault	10	0	0	4	0	0	0	14
Rape of a Child	3	0	0	0	0	0	0	3
Other Sexual Offenses	0	0	1	0	0	0	0	1
Attempted Crime Against a Person	1	0	0	0	0	0	0	1
Criminal Homicide	0	0	0	0	0	0	0	0
1st Degree Murder	0	0	0	0	0	0	0	0
2nd Degree Murder	0	0	0	0	0	0	0	0
Aggravated Rape	0	0	0	0	0	0	0	0
Aggravated Vehicular Homicide	0	0	0	0	0	0	0	0
Esp. Aggravated Robbery	0	0	0	0	0	0	0	0
Esp. Aggravated Kidnapping	0	0	0	0	0	0	0	0
Aggravated Robbery	0	0	0	0	0	0	0	0
Aggravated Kidnapping	0	0	0	0	0	0	0	0
Aggravated Child Abuse / Neglect	0	0	0	0	0	0	0	0
Aggravated Sexual Battery	0	0	0	0	0	0	0	0
Rape	0	0	0	0	0	0	0	0
Voluntary Manslaughter	0	0	0	0	0	0	0	0
Vehicular Homicide	0	0	0	0	0	0	0	0
Sexual Abuse of a Child	0	0	0	0	0	0	0	0
Aggravated Assault	0	0	0	0	0	0	0	0
Robbery	0	0	0	0	0	0	0	0
Criminally Negligent Homicide	0	0	0	0	0	0	0	0
Reckless Endangerment	0	0	0	0	0	0	0	0
Totals	14	0	1	4	0	0	0	19
<u>Offenses Against Property</u>								
Burglary	17	0	2	0	0	0	0	19
Theft of Property	15	0	1	0	0	0	0	16
Vandalism	9	0	1	2	0	0	0	12
Aggravated Burglary	2	0	0	0	0	0	0	2
Unauthorized Use of a Vehicle	0	0	1	0	0	0	0	1
Aggravated Arson	0	0	0	0	0	0	0	0
Arson	0	0	0	0	0	0	0	0
Forgery	0	0	0	0	0	0	0	0
Worthless Checks	0	0	0	0	0	0	0	0
Illegal Poss/Use of Credit/Debit Cards	0	0	0	0	0	0	0	0
Cruelty to Animals	0	0	0	0	0	0	0	0
Totals	43	0	5	2	0	0	0	50

**TENNESSEE COUNCIL OF JUVENILE AND FAMILY COURT JUDGES
2008 STEWART COUNTY JUVENILE COURT STATISTICAL DATA**

Referrals by Class and Type Of Offense by Race and Sex for CY 2008

	White Male	African American Male	Other Race Male	White Female	African American Female	Other Race Female	Unknown Race or Sex	Total
<u>Illegal Conduct</u>								
Traffic	68	0	4	15	0	0	0	87
Other Drug Offenses	19	0	6	5	0	0	0	30
Possession/Consumption of Alcohol	11	0	3	2	0	1	0	17
Violation of Probation	12	1	1	3	0	0	0	17
Disorderly Conduct	7	0	0	3	0	0	0	10
Driving Under Influence (DUI)	2	0	6	0	0	0	0	8
Harassment	5	0	0	3	0	0	0	8
Unlawful Carrying / Poss of a Weapon	7	0	0	0	0	0	0	7
Possession of Controlled Substances	1	0	0	4	0	0	0	5
Filing a False Police Report	4	0	0	1	0	0	0	5
Contempt of Court	2	0	2	1	0	0	0	5
Criminal Trespass	2	0	0	2	0	0	0	4
Carrying Weapons on School Property	1	0	1	1	0	0	0	3
Public Intoxication	3	0	0	0	0	0	0	3
Sale of Controlled Substances	0	0	0	2	0	0	0	2
Evading Arrest	2	0	0	0	0	0	0	2
Failure to Appear	2	0	0	0	0	0	0	2
Criminal Attempt	0	0	0	0	0	0	0	0
Escape	0	0	0	0	0	0	0	0
Resist Stop/Frisk/Halt/Arrest/Search	0	0	0	0	0	0	0	0
Aggravated Criminal Trespass	0	0	0	0	0	0	0	0
Criminal Impersonation	0	0	0	0	0	0	0	0
Gambling	0	0	0	0	0	0	0	0
Local Ordinances	0	0	0	0	0	0	0	0
Violation of Wildlife Regulations	0	0	0	0	0	0	0	0
Violation of Aftercare	0	0	0	0	0	0	0	0
Totals	148	1	23	42	0	1	0	215
<u>Status Offenses</u>								
Unruly Behavior	7	0	0	5	0	0	0	12
Violation of Curfew	2	0	0	1	0	1	0	4
In-State Runaway	3	0	0	0	0	0	0	3
Truancy	1	0	1	0	0	0	0	2
Violation of a Valid Court Order	0	0	0	2	0	0	0	2
Out-of-State Runaway	0	0	0	0	0	0	0	0
Possession of Tobacco Products	0	0	0	0	0	0	0	0
Totals	13	0	1	8	0	1	0	23
<u>Dependency/Neglect</u>								
Dependency / Neglect	15	1	4	10	1	0	0	31
Termination of Parental Rights	3	0	0	1	0	0	0	4
Sexually Abused Child	0	0	0	0	0	0	0	0
Physically Abused Child	0	0	0	0	0	0	0	0
Totals	18	1	4	11	1	0	0	35

**TENNESSEE COUNCIL OF JUVENILE AND FAMILY COURT JUDGES
2008 STEWART COUNTY JUVENILE COURT STATISTICAL DATA**

Referrals by Class and Type Of Offense by Race and Sex for CY 2008

	White Male	African American Male	Other Race Male	White Female	African American Female	Other Race Female	Unknown Race or Sex	Total
<u>Other Violation Proceedings</u>								
Violation of Pretrial Diversion	0	0	0	0	0	0	0	0
Violation of Informal Adjustment	0	0	0	0	0	0	0	0
Totals	0	0	0	0	0	0	0	0
<u>Parentage</u>								
Custody	14	1	0	8	1	0	0	24
Visitation	8	1	0	4	1	0	0	14
Paternity / Legitimation	7	0	0	0	0	0	0	7
Child Support	2	0	0	2	0	0	0	4
Totals	31	2	0	14	2	0	0	49
<u>Special Proceedings</u>								
Administrative Review	141	0	19	79	0	5	0	244
Judicial Review	81	2	11	49	4	0	0	147
Foster Care Review	8	0	1	4	1	1	0	15
Request for Medical Treatment	0	0	0	0	0	0	0	0
Consent to Marry	0	0	0	0	0	0	0	0
Totals	230	2	31	132	5	6	0	406
<u>Other</u>								
Other	7	0	0	2	0	0	0	9
Totals	7	0	0	2	0	0	0	9
All Referral Totals	504	6	65	215	8	8	0	806

**TENNESSEE COUNCIL OF JUVENILE AND FAMILY COURT JUDGES
2008 STEWART COUNTY JUVENILE COURT STATISTICAL DATA**

Referral Reasons by Type of Offense, Race and Sex for CY 2008

	White Male	African American Male	Other Race Male	White Female	African American Female	Other Race Female	Unknown Race or Sex	Total
Delinquent								
Traffic	68	0	4	15	0	0	0	87
Other Drug Offenses	19	0	6	5	0	0	0	30
Burglary	17	0	2	0	0	0	0	19
Possession/Consumption of Alcohol	11	0	3	2	0	1	0	17
Violation of Probation	12	1	1	3	0	0	0	17
Theft of Property	15	0	1	0	0	0	0	16
Assault	10	0	0	4	0	0	0	14
Vandalism	9	0	1	2	0	0	0	12
Disorderly Conduct	7	0	0	3	0	0	0	10
Driving Under Influence (DUI)	2	0	6	0	0	0	0	8
Harassment	5	0	0	3	0	0	0	8
Unlawful Carrying / Poss of a Weapon	7	0	0	0	0	0	0	7
Possession of Controlled Substances	1	0	0	4	0	0	0	5
Filing a False Police Report	4	0	0	1	0	0	0	5
Contempt of Court	2	0	2	1	0	0	0	5
Criminal Trespass	2	0	0	2	0	0	0	4
Rape of a Child	3	0	0	0	0	0	0	3
Carrying Weapons on School Property	1	0	1	1	0	0	0	3
Public Intoxication	3	0	0	0	0	0	0	3
Aggravated Burglary	2	0	0	0	0	0	0	2
Sale of Controlled Substances	0	0	0	2	0	0	0	2
Evading Arrest	2	0	0	0	0	0	0	2
Failure to Appear	2	0	0	0	0	0	0	2
Other Sexual Offenses	0	0	1	0	0	0	0	1
Attempted Crime Against a Person	1	0	0	0	0	0	0	1
Unauthorized Use of a Vehicle	0	0	1	0	0	0	0	1
Criminal Homicide	0	0	0	0	0	0	0	0
1st Degree Murder	0	0	0	0	0	0	0	0
2nd Degree Murder	0	0	0	0	0	0	0	0
Aggravated Rape	0	0	0	0	0	0	0	0
Aggravated Vehicular Homicide	0	0	0	0	0	0	0	0
Esp. Aggravated Robbery	0	0	0	0	0	0	0	0
Esp. Aggravated Kidnapping	0	0	0	0	0	0	0	0
Aggravated Robbery	0	0	0	0	0	0	0	0
Aggravated Kidnapping	0	0	0	0	0	0	0	0
Aggravated Child Abuse / Neglect	0	0	0	0	0	0	0	0
Aggravated Sexual Battery	0	0	0	0	0	0	0	0
Rape	0	0	0	0	0	0	0	0
Voluntary Manslaughter	0	0	0	0	0	0	0	0
Vehicular Homicide	0	0	0	0	0	0	0	0
Sexual Abuse of a Child	0	0	0	0	0	0	0	0
Aggravated Assault	0	0	0	0	0	0	0	0
Robbery	0	0	0	0	0	0	0	0
Criminally Negligent Homicide	0	0	0	0	0	0	0	0
Reckless Endangerment	0	0	0	0	0	0	0	0
Aggravated Arson	0	0	0	0	0	0	0	0
Arson	0	0	0	0	0	0	0	0
Forgery	0	0	0	0	0	0	0	0
Worthless Checks	0	0	0	0	0	0	0	0
Illegal Poss/Use of Credit/Debit Cards	0	0	0	0	0	0	0	0
Cruelty to Animals	0	0	0	0	0	0	0	0
Criminal Attempt	0	0	0	0	0	0	0	0

**TENNESSEE COUNCIL OF JUVENILE AND FAMILY COURT JUDGES
2008 STEWART COUNTY JUVENILE COURT STATISTICAL DATA**

Referral Reasons by Type of Offense, Race and Sex for CY 2008

	White Male	African American Male	Other Race Male	White Female	African American Female	Other Race Female	Unknown Race or Sex	Total
<u>Delinquent</u>								
Escape	0	0	0	0	0	0	0	0
Resist Stop/Frisk/Halt/Arrest/Search	0	0	0	0	0	0	0	0
Aggravated Criminal Trespass	0	0	0	0	0	0	0	0
Criminal Impersonation	0	0	0	0	0	0	0	0
Gambling	0	0	0	0	0	0	0	0
Local Ordinances	0	0	0	0	0	0	0	0
Violation of Wildlife Regulations	0	0	0	0	0	0	0	0
Violation of Aftercare	0	0	0	0	0	0	0	0
Totals	205	1	29	48	0	1	0	284
<u>Status</u>								
Unruly Behavior	7	0	0	5	0	0	0	12
Violation of Curfew	2	0	0	1	0	1	0	4
In-State Runaway	3	0	0	0	0	0	0	3
Truancy	1	0	1	0	0	0	0	2
Violation of a Valid Court Order	0	0	0	2	0	0	0	2
Out-of-State Runaway	0	0	0	0	0	0	0	0
Possession of Tobacco Products	0	0	0	0	0	0	0	0
Totals	13	0	1	8	0	1	0	23
<u>Dependency and Neglect</u>								
Dependency / Neglect	15	1	4	10	1	0	0	31
Termination of Parental Rights	3	0	0	1	0	0	0	4
Sexually Abused Child	0	0	0	0	0	0	0	0
Physically Abused Child	0	0	0	0	0	0	0	0
Totals	18	1	4	11	1	0	0	35
<u>Other Violations</u>								
Violation of Pretrial Diversion	0	0	0	0	0	0	0	0
Violation of Informal Adjustment	0	0	0	0	0	0	0	0
Totals	0	0	0	0	0	0	0	0
<u>Special Proceedings</u>								
Administrative Review	141	0	19	79	0	5	0	244
Judicial Review	81	2	11	49	4	0	0	147
Custody	14	1	0	8	1	0	0	24
Foster Care Review	8	0	1	4	1	1	0	15
Visitation	8	1	0	4	1	0	0	14
Paternity / Legitimation	7	0	0	0	0	0	0	7
Child Support	2	0	0	2	0	0	0	4
Request for Medical Treatment	0	0	0	0	0	0	0	0
Consent to Marry	0	0	0	0	0	0	0	0
Totals	261	4	31	146	7	6	0	455
<u>Other</u>								
Other	7	0	0	2	0	0	0	9
Totals	7	0	0	2	0	0	0	9
All Referral Totals	504	6	65	215	8	8	0	806

**TENNESSEE COUNCIL OF JUVENILE AND FAMILY COURT JUDGES
2008 STEWART COUNTY JUVENILE COURT STATISTICAL DATA**

Top 4 Referral Reasons by Race and Sex for CY 2008

Sex	Race	Referral Reason	Total
Male	White	1. Administrative Review	141
		2. Judicial Review	81
		3. Traffic	68
		4. Other Drug Offenses	19
	African American	1. Judicial Review	2
		2. Visitation	1
		3. Violation of Probation	1
		4. Custody	1
	Other Race	1. Administrative Review	19
		2. Judicial Review	11
		3. Driving Under Influence (DUI)	6
		4. Other Drug Offenses	6
Female	White	1. Administrative Review	79
		2. Judicial Review	49
		3. Traffic	15
		4. Dependency / Neglect	10
	African American	1. Judicial Review	4
		2. Visitation	1
		3. Foster Care Review	1
		4. Custody	1
	Other Race	1. Administrative Review	5
		2. Violation of Curfew	1
		3. Foster Care Review	1
		4. Possession/Consumption of Alcohol	1

**TENNESSEE COUNCIL OF JUVENILE AND FAMILY COURT JUDGES
2008 STEWART COUNTY JUVENILE COURT STATISTICAL DATA**

Top 4 Referral Reasons by Race and Sex and by Type of Offense for CY 2008

Sex	Race	Referral Type	Referral Reason	Total
Male	White	Delinquent	1. Traffic	68
			2. Other Drug Offenses	19
			3. Burglary	17
			4. Theft of Property	15
		Status	1. Unruly Behavior	7
			2. In-State Runaway	3
			3. Violation of Curfew	2
			4. Truancy	1
		Dependency and Neglect	1. Dependency / Neglect	15
			2. Termination of Parental Rights	3
		Special Proceedings	1. Administrative Review	141
			2. Judicial Review	81
			3. Custody	14
			4. Visitation	8
		Other	1. Other	7
Male	African American	Delinquent	1. Violation of Probation	1
		Dependency and Neglect	1. Dependency / Neglect	1
		Special Proceedings	1. Judicial Review	2
			2. Custody	1
	3. Visitation	1		
Male	Other Race	Delinquent	1. Driving Under Influence (DUI)	6
			2. Other Drug Offenses	6
			3. Traffic	4
			4. Possession/Consumption of Alcohol	3
		Status	1. Truancy	1
		Dependency and Neglect	1. Dependency / Neglect	4
		Special Proceedings	1. Administrative Review	19
			2. Judicial Review	11
			3. Foster Care Review	1

**TENNESSEE COUNCIL OF JUVENILE AND FAMILY COURT JUDGES
2008 STEWART COUNTY JUVENILE COURT STATISTICAL DATA**

Top 4 Referral Reasons by Race and Sex and by Type of Offense for CY 2008

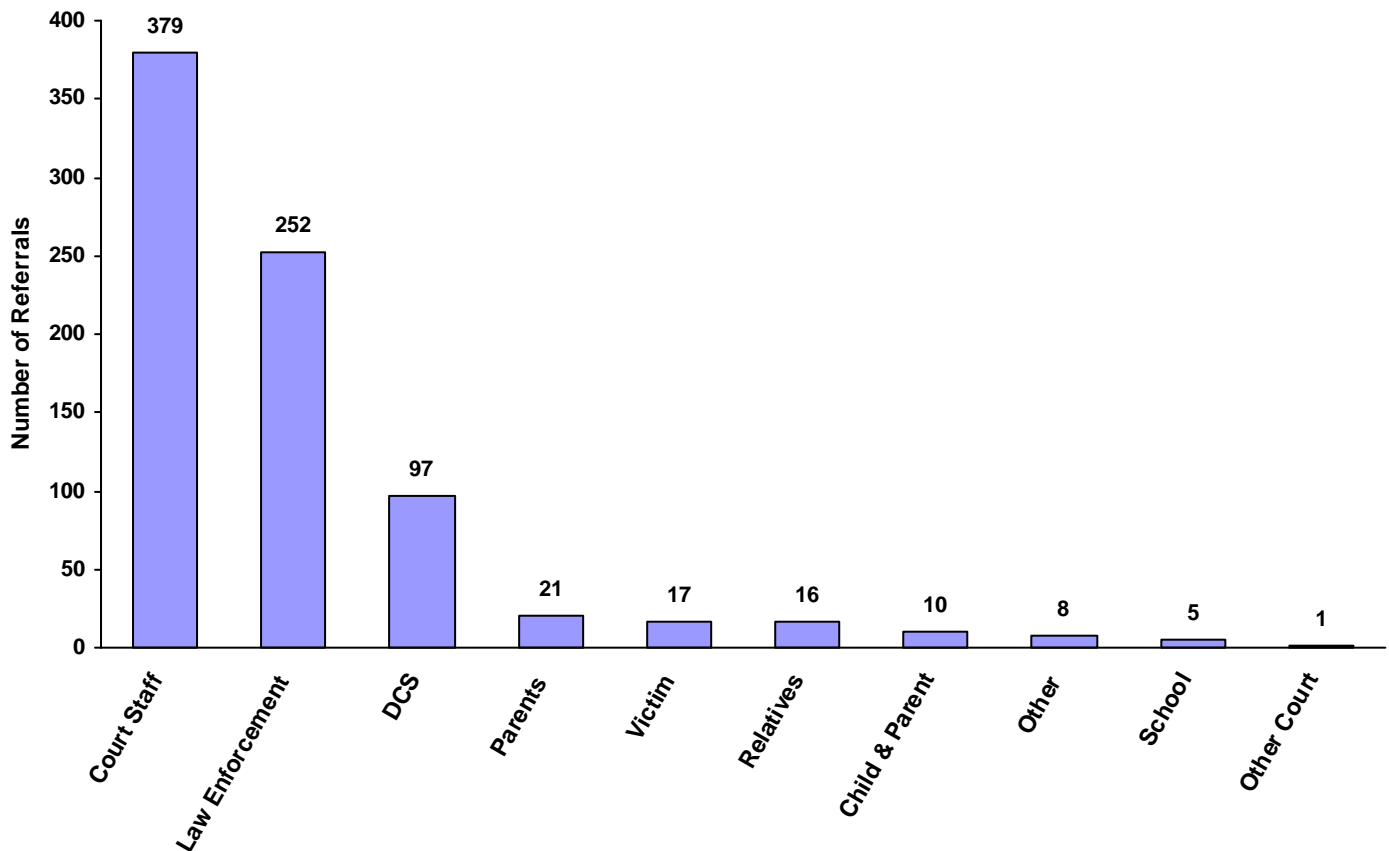
Sex	Race	Referral Type	Referral Reason	Total		
Female	White	Delinquent	1. Traffic	15		
			2. Other Drug Offenses	5		
			3. Possession of Controlled Substances	4		
			4. Assault	4		
		Status	1. Unruly Behavior	5		
			2. Violation of a Valid Court Order	2		
			3. Violation of Curfew	1		
		Dependency and Neglect	1. Dependency / Neglect	10		
			2. Termination of Parental Rights	1		
		Special Proceedings	1. Administrative Review	79		
			2. Judicial Review	49		
			3. Custody	8		
			4. Visitation	4		
		Other	1. Other	2		
		Female	African American	Dependency and Neglect	1. Dependency / Neglect	1
				Special Proceedings	1. Judicial Review	4
2. Custody	1					
3. Foster Care Review	1					
4. Visitation	1					
Female	Other Race	Delinquent	1. Possession/Consumption of Alcohol	1		
		Status	1. Violation of Curfew	1		
		Special Proceedings	1. Administrative Review	5		
			2. Foster Care Review	1		

**TENNESSEE COUNCIL OF JUVENILE AND FAMILY COURT JUDGES
2008 STEWART COUNTY JUVENILE COURT STATISTICAL DATA**

Source of Referrals by Race and Sex for CY 2008

	White Male	African American Male	Other Race Male	White Female	African American Female	Other Race Female	Unknown Race or Sex	Total	% of Total Referrals
Law Enforcement	187	0	25	38	0	2	0	252	31.27%
Parents	15	0	0	5	1	0	0	21	2.61%
Relatives	5	3	0	8	0	0	0	16	1.99%
Self	0	0	0	0	0	0	0	0	0.00%
School	3	0	1	1	0	0	0	5	0.62%
CSA	0	0	0	0	0	0	0	0	0.00%
DCS	57	0	12	24	4	0	0	97	12.03%
Other State Department	0	0	0	0	0	0	0	0	0.00%
District Attorney's Office	0	0	0	0	0	0	0	0	0.00%
Court Staff	218	3	23	126	3	6	0	379	47.02%
Social Agency	0	0	0	0	0	0	0	0	0.00%
Other Court	0	0	0	1	0	0	0	1	0.12%
Victim	9	0	0	8	0	0	0	17	2.11%
Child & Parent	6	0	1	3	0	0	0	10	1.24%
Hospital	0	0	0	0	0	0	0	0	0.00%
Unknown	0	0	0	0	0	0	0	0	0.00%
Other	4	0	3	1	0	0	0	8	0.99%
Totals	504	6	65	215	8	8	0	806	

Total Source of Referrals



**TENNESSEE COUNCIL OF JUVENILE AND FAMILY COURT JUDGES
2008 STEWART COUNTY JUVENILE COURT STATISTICAL DATA**

Six Most Frequent Referral Reasons by Source, Race and Sex for CY 2008

	White Male	African American Male	Other Race Male	White Female	African American Female	Other Race Female	Unknown Race or Sex	Total
<u>Law Enforcement</u>								
1. Traffic	68	0	4	15	0	0	0	87
2. Other Drug Offenses	19	0	3	5	0	0	0	27
3. Burglary	17	0	2	0	0	0	0	19
4. Possession / Consumption of Alcohol	11	0	3	2	0	1	0	17
5. Theft of Property	14	0	1	0	0	0	0	15
6. Assault	7	0	0	4	0	0	0	11
<u>Parents</u>								
1. Custody	3	0	0	1	1	0	0	5
2. Paternity / Legitimation	5	0	0	0	0	0	0	5
3. Unruly Behavior	1	0	0	3	0	0	0	4
4. Visitation	3	0	0	1	0	0	0	4
5. Child Support	1	0	0	0	0	0	0	1
6. Dependency / Neglect	1	0	0	0	0	0	0	1
<u>Relatives</u>								
1. Custody	1	1	0	4	0	0	0	6
2. Dependency / Neglect	0	1	0	2	0	0	0	3
3. Visitation	1	1	0	1	0	0	0	3
4. Child Support	1	0	0	0	0	0	0	1
5. Judicial Review	1	0	0	0	0	0	0	1
6. Paternity / Legitimation	1	0	0	0	0	0	0	1
<u>Self</u>								
1. NO REFERRAL SUBMITTED	0	0	0	0	0	0	0	0
<u>School</u>								
1. Truancy	1	0	1	0	0	0	0	2
2. Administrative Review	1	0	0	0	0	0	0	1
3. Disorderly Conduct	0	0	0	1	0	0	0	1
4. Judicial Review	1	0	0	0	0	0	0	1
5. NO REFERRAL SUBMITTED	0	0	0	0	0	0	0	0
<u>Community Service Agencies</u>								
1. NO REFERRAL SUBMITTED	0	0	0	0	0	0	0	0
<u>Department of Children's Services</u>								
1. Judicial Review	16	0	6	10	1	0	0	33
2. Dependency / Neglect	14	0	4	8	1	0	0	27
3. Custody	7	0	0	3	0	0	0	10
4. Foster Care Review	5	0	1	1	1	0	0	8
5. Violation of Probation	5	0	1	0	0	0	0	6
6. Termination of Parental Rights	3	0	0	1	0	0	0	4
<u>Other State Department</u>								
1. NO REFERRAL SUBMITTED	0	0	0	0	0	0	0	0

**TENNESSEE COUNCIL OF JUVENILE AND FAMILY COURT JUDGES
2008 STEWART COUNTY JUVENILE COURT STATISTICAL DATA**

Six Most Frequent Referral Reasons by Source, Race and Sex for CY 2008

	White Male	African American Male	Other Race Male	White Female	African American Female	Other Race Female	Unknown Race or Sex	Total
<u>District Attorney's Office</u>								
1. NO REFERRAL SUBMITTED	0	0	0	0	0	0	0	0
<u>Court Staff</u>								
1. Administrative Review	140	0	18	78	0	5	0	241
2. Judicial Review	63	2	5	39	3	0	0	112
3. Violation of Probation	7	1	0	3	0	0	0	11
4. Foster Care Review	3	0	0	3	0	1	0	7
5. Contempt of Court	1	0	0	1	0	0	0	2
6. Violation of a Valid Court Order	0	0	0	2	0	0	0	2
<u>Social Agency</u>								
1. NO REFERRAL SUBMITTED	0	0	0	0	0	0	0	0
<u>Other Court</u>								
1. Administrative Review	0	0	0	1	0	0	0	1
2. NO REFERRAL SUBMITTED	0	0	0	0	0	0	0	0
<u>Victim</u>								
1. Harassment	3	0	0	2	0	0	0	5
2. Vandalism	2	0	0	2	0	0	0	4
3. Criminal Trespass	1	0	0	2	0	0	0	3
4. Other	1	0	0	2	0	0	0	3
5. Assault	2	0	0	0	0	0	0	2
6. NO REFERRAL SUBMITTED	0	0	0	0	0	0	0	0
<u>Child & Parent</u>								
1. Child Support	0	0	0	2	0	0	0	2
2. Harassment	1	0	0	1	0	0	0	2
3. Assault	1	0	0	0	0	0	0	1
4. Custody	1	0	0	0	0	0	0	1
5. Other	1	0	0	0	0	0	0	1
6. Other Sexual Offenses	0	0	1	0	0	0	0	1
<u>Hospital</u>								
1. NO REFERRAL SUBMITTED	0	0	0	0	0	0	0	0
<u>Unknown</u>								
1. NO REFERRAL SUBMITTED	0	0	0	0	0	0	0	0
<u>Other</u>								
1. Other Drug Offenses	0	0	3	0	0	0	0	3
2. Visitation	1	0	0	1	0	0	0	2
3. Custody	1	0	0	0	0	0	0	1
4. In-State Runaway	1	0	0	0	0	0	0	1
5. Unruly Behavior	1	0	0	0	0	0	0	1
6. NO REFERRAL SUBMITTED	0	0	0	0	0	0	0	0

**TENNESSEE COUNCIL OF JUVENILE AND FAMILY COURT JUDGES
2008 STEWART COUNTY JUVENILE COURT STATISTICAL DATA**

Source of Referrals by Type of Offense, Race and Sex for CY 2008

	White Male	African American Male	Other Race Male	White Female	African American Female	Other Race Female	Unknown Race or Sex	Total
<u>Delinquent</u>								
Law Enforcement	179	0	24	36	0	1	0	240
Court Staff	10	1	0	4	0	0	0	15
Victim	8	0	0	6	0	0	0	14
DCS	5	0	1	0	0	0	0	6
Child & Parent	2	0	1	1	0	0	0	4
Other	0	0	3	0	0	0	0	3
Parents	1	0	0	0	0	0	0	1
School	0	0	0	1	0	0	0	1
CSA	0	0	0	0	0	0	0	0
District Attorney's Office	0	0	0	0	0	0	0	0
Hospital	0	0	0	0	0	0	0	0
Other Court	0	0	0	0	0	0	0	0
Other State Department	0	0	0	0	0	0	0	0
Relatives	0	0	0	0	0	0	0	0
Self	0	0	0	0	0	0	0	0
Social Agency	0	0	0	0	0	0	0	0
Unknown	0	0	0	0	0	0	0	0
Totals	205	1	29	48	0	1	0	284

<u>Status/Unruly</u>								
Law Enforcement	6	0	0	2	0	1	0	9
Parents	1	0	0	3	0	0	0	4
Court Staff	1	0	0	2	0	0	0	3
DCS	2	0	0	0	0	0	0	2
Other	2	0	0	0	0	0	0	2
School	1	0	1	0	0	0	0	2
Relatives	0	0	0	1	0	0	0	1
Child & Parent	0	0	0	0	0	0	0	0
CSA	0	0	0	0	0	0	0	0
District Attorney's Office	0	0	0	0	0	0	0	0
Hospital	0	0	0	0	0	0	0	0
Other Court	0	0	0	0	0	0	0	0
Other State Department	0	0	0	0	0	0	0	0
Self	0	0	0	0	0	0	0	0
Social Agency	0	0	0	0	0	0	0	0
Unknown	0	0	0	0	0	0	0	0
Victim	0	0	0	0	0	0	0	0
Totals	13	0	1	8	0	1	0	23

**TENNESSEE COUNCIL OF JUVENILE AND FAMILY COURT JUDGES
2008 STEWART COUNTY JUVENILE COURT STATISTICAL DATA**

Source of Referrals by Type of Offense, Race and Sex for CY 2008

	White Male	African American Male	Other Race Male	White Female	African American Female	Other Race Female	Unknown Race or Sex	Total
<u>Dependency and Neglect</u>								
DCS	17	0	4	9	1	0	0	31
Relatives	0	1	0	2	0	0	0	3
Parents	1	0	0	0	0	0	0	1
Child & Parent	0	0	0	0	0	0	0	0
Court Staff	0	0	0	0	0	0	0	0
CSA	0	0	0	0	0	0	0	0
District Attorney's Office	0	0	0	0	0	0	0	0
Hospital	0	0	0	0	0	0	0	0
Law Enforcement	0	0	0	0	0	0	0	0
Other	0	0	0	0	0	0	0	0
Other Court	0	0	0	0	0	0	0	0
Other State Department	0	0	0	0	0	0	0	0
School	0	0	0	0	0	0	0	0
Self	0	0	0	0	0	0	0	0
Social Agency	0	0	0	0	0	0	0	0
Unknown	0	0	0	0	0	0	0	0
Victim	0	0	0	0	0	0	0	0
Totals	18	1	4	11	1	0	0	35

<u>Other Violations</u>								
Child & Parent	0	0	0	0	0	0	0	0
Court Staff	0	0	0	0	0	0	0	0
CSA	0	0	0	0	0	0	0	0
DCS	0	0	0	0	0	0	0	0
District Attorney's Office	0	0	0	0	0	0	0	0
Hospital	0	0	0	0	0	0	0	0
Law Enforcement	0	0	0	0	0	0	0	0
Other	0	0	0	0	0	0	0	0
Other Court	0	0	0	0	0	0	0	0
Other State Department	0	0	0	0	0	0	0	0
Parents	0	0	0	0	0	0	0	0
Relatives	0	0	0	0	0	0	0	0
School	0	0	0	0	0	0	0	0
Self	0	0	0	0	0	0	0	0
Social Agency	0	0	0	0	0	0	0	0
Unknown	0	0	0	0	0	0	0	0
Victim	0	0	0	0	0	0	0	0
Totals	0	0	0	0	0	0	0	0

**TENNESSEE COUNCIL OF JUVENILE AND FAMILY COURT JUDGES
2008 STEWART COUNTY JUVENILE COURT STATISTICAL DATA**

Source of Referrals by Type of Offense, Race and Sex for CY 2008

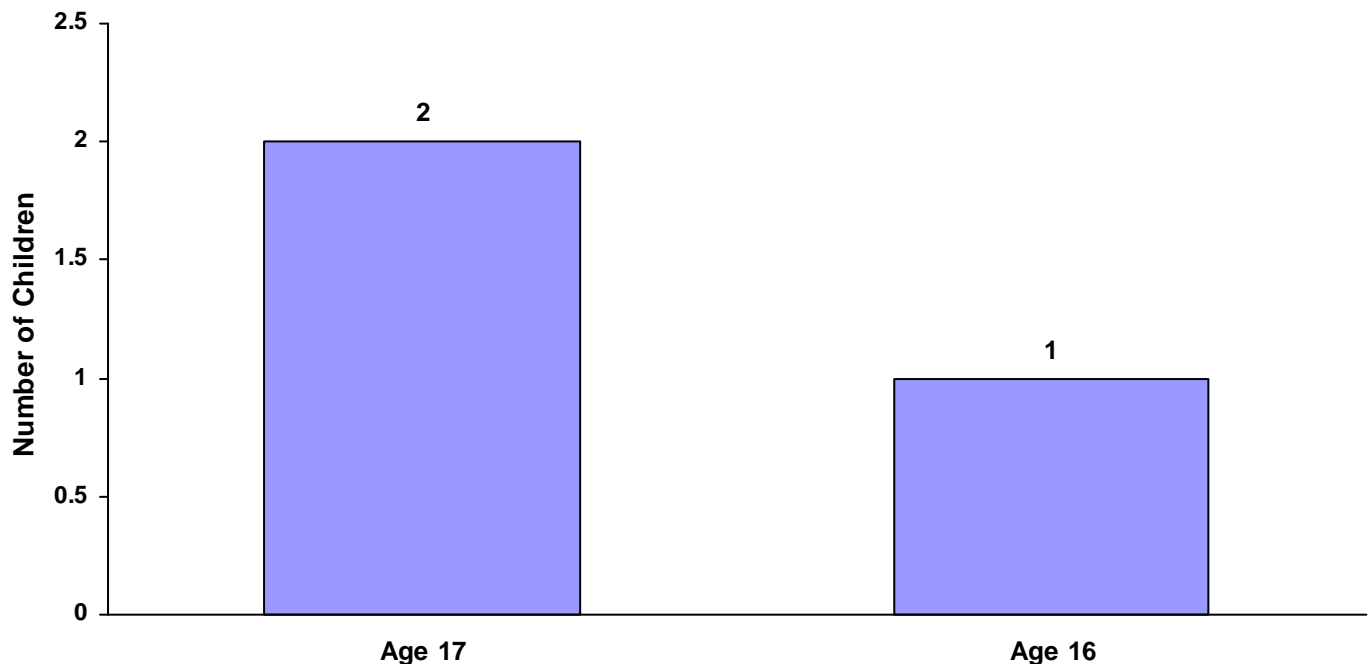
	White Male	African American Male	Other Race Male	White Female	African American Female	Other Race Female	Unknown Race or Sex	Total
<u>Special Proceedings</u>								
Court Staff	207	2	23	120	3	6	0	361
DCS	30	0	7	15	3	0	0	55
Parents	12	0	0	2	1	0	0	15
Relatives	5	2	0	5	0	0	0	12
Child & Parent	3	0	0	2	0	0	0	5
Other	2	0	0	1	0	0	0	3
School	2	0	0	0	0	0	0	2
Law Enforcement	0	0	1	0	0	0	0	1
Other Court	0	0	0	1	0	0	0	1
CSA	0	0	0	0	0	0	0	0
District Attorney's Office	0	0	0	0	0	0	0	0
Hospital	0	0	0	0	0	0	0	0
Other State Department	0	0	0	0	0	0	0	0
Self	0	0	0	0	0	0	0	0
Social Agency	0	0	0	0	0	0	0	0
Unknown	0	0	0	0	0	0	0	0
Victim	0	0	0	0	0	0	0	0
Totals	261	4	31	146	7	6	0	455
<u>Other</u>								
DCS	3	0	0	0	0	0	0	3
Victim	1	0	0	2	0	0	0	3
Law Enforcement	2	0	0	0	0	0	0	2
Child & Parent	1	0	0	0	0	0	0	1
Court Staff	0	0	0	0	0	0	0	0
CSA	0	0	0	0	0	0	0	0
District Attorney's Office	0	0	0	0	0	0	0	0
Hospital	0	0	0	0	0	0	0	0
Other	0	0	0	0	0	0	0	0
Other Court	0	0	0	0	0	0	0	0
Other State Department	0	0	0	0	0	0	0	0
Parents	0	0	0	0	0	0	0	0
Relatives	0	0	0	0	0	0	0	0
School	0	0	0	0	0	0	0	0
Self	0	0	0	0	0	0	0	0
Social Agency	0	0	0	0	0	0	0	0
Unknown	0	0	0	0	0	0	0	0
Totals	7	0	0	2	0	0	0	9
All Referral Source Totals	504	6	65	215	8	8	0	806

**TENNESSEE COUNCIL OF JUVENILE AND FAMILY COURT JUDGES
2008 STEWART COUNTY JUVENILE COURT STATISTICAL DATA**

**Children Referred for Unlawful Carrying/Possession of a Weapon for CY 2008
Total Children = 204**

	White Male	African American Male	Other Race Male	White Female	African American Female	Other Race Female	Unknown Race or Sex	Total	% of All Children Referred
Age Under 1	0	0	0	0	0	0	0	0	0.00%
Age 1	0	0	0	0	0	0	0	0	0.00%
Age 2	0	0	0	0	0	0	0	0	0.00%
Age 3	0	0	0	0	0	0	0	0	0.00%
Age 4	0	0	0	0	0	0	0	0	0.00%
Age 5	0	0	0	0	0	0	0	0	0.00%
Age 6	0	0	0	0	0	0	0	0	0.00%
Age 7	0	0	0	0	0	0	0	0	0.00%
Age 8	0	0	0	0	0	0	0	0	0.00%
Age 9	0	0	0	0	0	0	0	0	0.00%
Age 10	0	0	0	0	0	0	0	0	0.00%
Age 11	0	0	0	0	0	0	0	0	0.00%
Age 12	0	0	0	0	0	0	0	0	0.00%
Age 13	0	0	0	0	0	0	0	0	0.00%
Age 14	0	0	0	0	0	0	0	0	0.00%
Age 15	0	0	0	0	0	0	0	0	0.00%
Age 16	1	0	0	0	0	0	0	1	0.49%
Age 17	2	0	0	0	0	0	0	2	0.98%
Age 18	0	0	0	0	0	0	0	0	0.00%
Age 19 and Over	0	0	0	0	0	0	0	0	0.00%
Totals	3	0	0	0	0	0	0	3	

Total Children Referred for Unlawfully Carrying/Possessing Weapons



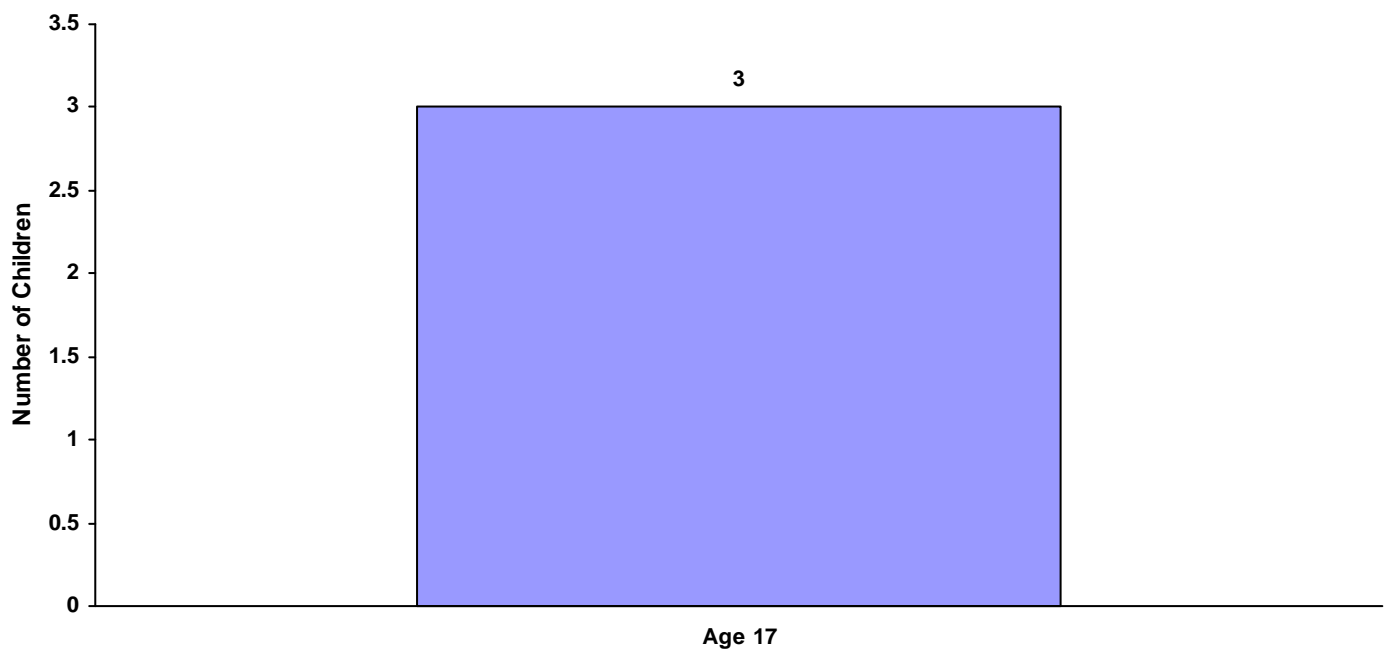
**TENNESSEE COUNCIL OF JUVENILE AND FAMILY COURT JUDGES
2008 STEWART COUNTY JUVENILE COURT STATISTICAL DATA**

Children Referred for Carrying Weapons on School Property for CY 2008

Total Children = 204

	White Male	African American Male	Other Race Male	White Female	African American Female	Other Race Female	Unknown Race or Sex	Total	% of Children Referred
Age Under 1	0	0	0	0	0	0	0	0	0.00%
Age 1	0	0	0	0	0	0	0	0	0.00%
Age 2	0	0	0	0	0	0	0	0	0.00%
Age 3	0	0	0	0	0	0	0	0	0.00%
Age 4	0	0	0	0	0	0	0	0	0.00%
Age 5	0	0	0	0	0	0	0	0	0.00%
Age 6	0	0	0	0	0	0	0	0	0.00%
Age 7	0	0	0	0	0	0	0	0	0.00%
Age 8	0	0	0	0	0	0	0	0	0.00%
Age 9	0	0	0	0	0	0	0	0	0.00%
Age 10	0	0	0	0	0	0	0	0	0.00%
Age 11	0	0	0	0	0	0	0	0	0.00%
Age 12	0	0	0	0	0	0	0	0	0.00%
Age 13	0	0	0	0	0	0	0	0	0.00%
Age 14	0	0	0	0	0	0	0	0	0.00%
Age 15	0	0	0	0	0	0	0	0	0.00%
Age 16	0	0	0	0	0	0	0	0	0.00%
Age 17	1	0	1	1	0	0	0	3	1.47%
Age 18	0	0	0	0	0	0	0	0	0.00%
Age 19 and Over	0	0	0	0	0	0	0	0	0.00%
Totals	1	0	1	1	0	0	0	3	

Total Children Referred for Carrying Weapons on School Property

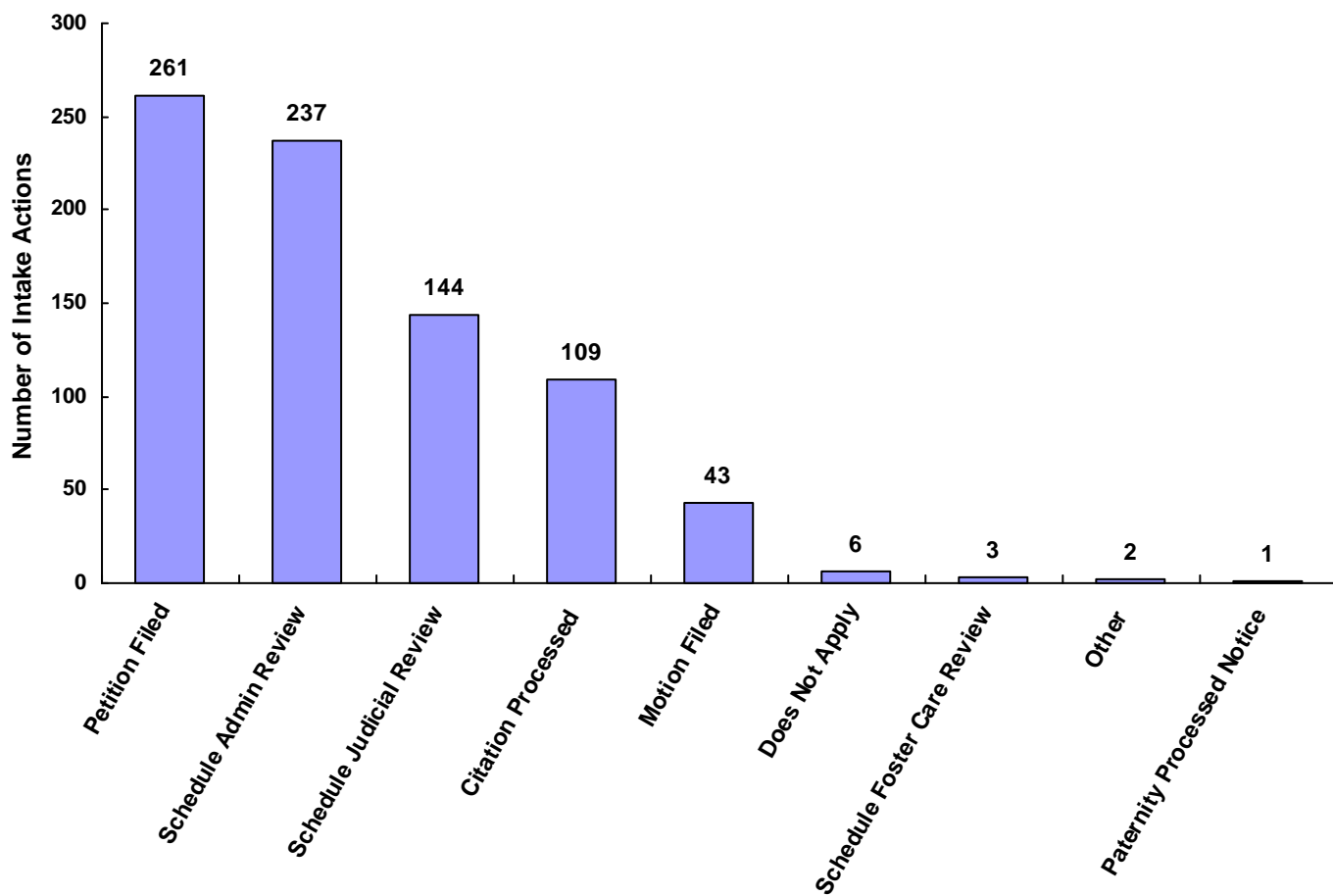


**TENNESSEE COUNCIL OF JUVENILE AND FAMILY COURT JUDGES
2008 STEWART COUNTY JUVENILE COURT STATISTICAL DATA**

Intake Actions at Referral by Race and Sex for CY 2008

	White Male	African American Male	Other Race Male	White Female	African American Female	Other Race Female	Unknown Race or Sex	Total	% of Total Referrals
Petition Filed	172	4	26	55	2	2	0	261	32.38%
Motion Filed	22	0	6	12	3	0	0	43	5.33%
Citation Processed	86	0	6	17	0	0	0	109	13.52%
Paternity Processed Notice	1	0	0	0	0	0	0	1	0.12%
Schedule Judicial Review	79	2	5	53	3	2	0	144	17.87%
Schedule Admin Review	141	0	19	73	0	4	0	237	29.40%
Schedule Foster Care Review	2	0	0	1	0	0	0	3	0.37%
Unknown	0	0	0	0	0	0	0	0	0.00%
Does Not Apply	0	0	3	3	0	0	0	6	0.74%
Other	1	0	0	1	0	0	0	2	0.25%
Totals	504	6	65	215	8	8	0	806	

Total Intake Actions at Referral



**TENNESSEE COUNCIL OF JUVENILE AND FAMILY COURT JUDGES
2008 STEWART COUNTY JUVENILE COURT STATISTICAL DATA**

Intake Actions of Referrals by Class of Offense, Race and Sex for CY 2008

	White Male	African American Male	Other Race Male	White Female	African American Female	Other Race Female	Unknown Race or Sex	Total
<u>Offenses Against Persons</u>								
Petition Filed	13	0	1	4	0	0	0	18
Citation Processed	1	0	0	0	0	0	0	1
Motion Filed	0	0	0	0	0	0	0	0
Notification of Paternity Processed	0	0	0	0	0	0	0	0
Scheduling of Judicial Review	0	0	0	0	0	0	0	0
Scheduling of Administrative Review	0	0	0	0	0	0	0	0
Scheduling of Foster Care Review	0	0	0	0	0	0	0	0
Unknown	0	0	0	0	0	0	0	0
Does Not Apply	0	0	0	0	0	0	0	0
Other	0	0	0	0	0	0	0	0
Totals	14	0	1	4	0	0	0	19
<u>Offenses Against Property</u>								
Petition Filed	42	0	5	2	0	0	0	49
Scheduling of Judicial Review	1	0	0	0	0	0	0	1
Motion Filed	0	0	0	0	0	0	0	0
Citation Processed	0	0	0	0	0	0	0	0
Notification of Paternity Processed	0	0	0	0	0	0	0	0
Scheduling of Administrative Review	0	0	0	0	0	0	0	0
Scheduling of Foster Care Review	0	0	0	0	0	0	0	0
Unknown	0	0	0	0	0	0	0	0
Does Not Apply	0	0	0	0	0	0	0	0
Other	0	0	0	0	0	0	0	0
Totals	43	0	5	2	0	0	0	50
<u>Illegal Conduct</u>								
Citation Processed	83	0	5	17	0	0	0	105
Petition Filed	63	1	15	24	0	1	0	104
Does Not Apply	0	0	3	1	0	0	0	4
Scheduling of Judicial Review	2	0	0	0	0	0	0	2
Motion Filed	0	0	0	0	0	0	0	0
Notification of Paternity Processed	0	0	0	0	0	0	0	0
Scheduling of Administrative Review	0	0	0	0	0	0	0	0
Scheduling of Foster Care Review	0	0	0	0	0	0	0	0
Unknown	0	0	0	0	0	0	0	0
Other	0	0	0	0	0	0	0	0
Totals	148	1	23	42	0	1	0	215

**TENNESSEE COUNCIL OF JUVENILE AND FAMILY COURT JUDGES
2008 STEWART COUNTY JUVENILE COURT STATISTICAL DATA**

Intake Actions of Referrals by Class of Offense, Race and Sex for CY 2008

	White Male	African American Male	Other Race Male	White Female	African American Female	Other Race Female	Unknown Race or Sex	Total
<u>Status Offenses</u>								
Petition Filed	11	0	1	6	0	1	0	19
Citation Processed	2	0	0	0	0	0	0	2
Does Not Apply	0	0	0	2	0	0	0	2
Motion Filed	0	0	0	0	0	0	0	0
Notification of Paternity Processed	0	0	0	0	0	0	0	0
Scheduling of Judicial Review	0	0	0	0	0	0	0	0
Scheduling of Administrative Review	0	0	0	0	0	0	0	0
Scheduling of Foster Care Review	0	0	0	0	0	0	0	0
Unknown	0	0	0	0	0	0	0	0
Other	0	0	0	0	0	0	0	0
Totals	13	0	1	8	0	1	0	23

<u>Dependency/Neglect</u>								
Petition Filed	17	1	4	10	1	0	0	33
Other	1	0	0	1	0	0	0	2
Motion Filed	0	0	0	0	0	0	0	0
Citation Processed	0	0	0	0	0	0	0	0
Notification of Paternity Processed	0	0	0	0	0	0	0	0
Scheduling of Judicial Review	0	0	0	0	0	0	0	0
Scheduling of Administrative Review	0	0	0	0	0	0	0	0
Scheduling of Foster Care Review	0	0	0	0	0	0	0	0
Unknown	0	0	0	0	0	0	0	0
Does Not Apply	0	0	0	0	0	0	0	0
Totals	18	1	4	11	1	0	0	35

<u>Other Violation Proceedings</u>								
Petition Filed	0	0	0	0	0	0	0	0
Motion Filed	0	0	0	0	0	0	0	0
Citation Processed	0	0	0	0	0	0	0	0
Notification of Paternity Processed	0	0	0	0	0	0	0	0
Scheduling of Judicial Review	0	0	0	0	0	0	0	0
Scheduling of Administrative Review	0	0	0	0	0	0	0	0
Scheduling of Foster Care Review	0	0	0	0	0	0	0	0
Unknown	0	0	0	0	0	0	0	0
Does Not Apply	0	0	0	0	0	0	0	0
Other	0	0	0	0	0	0	0	0
Totals	0	0	0	0	0	0	0	0

**TENNESSEE COUNCIL OF JUVENILE AND FAMILY COURT JUDGES
2008 STEWART COUNTY JUVENILE COURT STATISTICAL DATA**

Intake Actions of Referrals by Class of Offense, Race and Sex for CY 2008

	White Male	African American Male	Other Race Male	White Female	African American Female	Other Race Female	Unknown Race or Sex	Total
<u>Parentage</u>								
Petition Filed	19	2	0	7	1	0	0	29
Motion Filed	11	0	0	7	1	0	0	19
Scheduling of Judicial Review	1	0	0	0	0	0	0	1
Citation Processed	0	0	0	0	0	0	0	0
Notification of Paternity Processed	0	0	0	0	0	0	0	0
Scheduling of Administrative Review	0	0	0	0	0	0	0	0
Scheduling of Foster Care Review	0	0	0	0	0	0	0	0
Unknown	0	0	0	0	0	0	0	0
Does Not Apply	0	0	0	0	0	0	0	0
Other	0	0	0	0	0	0	0	0
Totals	31	2	0	14	2	0	0	49
<u>Special Proceedings</u>								
Scheduling of Administrative Review	141	0	19	73	0	4	0	237
Scheduling of Judicial Review	75	2	5	53	3	2	0	140
Motion Filed	10	0	6	5	2	0	0	23
Scheduling of Foster Care Review	2	0	0	1	0	0	0	3
Petition Filed	1	0	0	0	0	0	0	1
Citation Processed	0	0	1	0	0	0	0	1
Notification of Paternity Processed	1	0	0	0	0	0	0	1
Unknown	0	0	0	0	0	0	0	0
Does Not Apply	0	0	0	0	0	0	0	0
Other	0	0	0	0	0	0	0	0
Totals	230	2	31	132	5	6	0	406
<u>Other</u>								
Petition Filed	6	0	0	2	0	0	0	8
Motion Filed	1	0	0	0	0	0	0	1
Citation Processed	0	0	0	0	0	0	0	0
Notification of Paternity Processed	0	0	0	0	0	0	0	0
Scheduling of Judicial Review	0	0	0	0	0	0	0	0
Scheduling of Administrative Review	0	0	0	0	0	0	0	0
Scheduling of Foster Care Review	0	0	0	0	0	0	0	0
Unknown	0	0	0	0	0	0	0	0
Does Not Apply	0	0	0	0	0	0	0	0
Other	0	0	0	0	0	0	0	0
Totals	7	0	0	2	0	0	0	9
All Intake Action Totals	504	6	65	215	8	8	0	806

**TENNESSEE COUNCIL OF JUVENILE AND FAMILY COURT JUDGES
2008 STEWART COUNTY JUVENILE COURT STATISTICAL DATA**

Detention Statistics at Referral by Individual Child by Race and Sex for CY 2008

	White Male	African American Male	Other Race Male	White Female	African American Female	Other Race Female	Unknown Race or Sex	Total	% of Total Children
Does Not Apply	118	3	8	67	4	1	0	201	98.53%
Juvenile Detention Facility	3	0	0	0	0	0	0	3	1.47%
Non-Secure Placement	0	0	0	0	0	0	0	0	0.00%
Jail - Complete Separation	0	0	0	0	0	0	0	0	0.00%
Jail - Partial Separation	0	0	0	0	0	0	0	0	0.00%
Jail - No Separation	0	0	0	0	0	0	0	0	0.00%
Psychiatric Hospital	0	0	0	0	0	0	0	0	0.00%
Unknown	0	0	0	0	0	0	0	0	0.00%
Other	0	0	0	0	0	0	0	0	0.00%
Totals	121	3	8	67	4	1	0	204	

Detention Statistics at Referral by Individual Case for CY 2008

	Cases	% of Total Cases
Does Not Apply	613	98.24%
Juvenile Detention Facility	9	1.44%
Non-Secure Placement	2	0.32%
Jail - Complete Separation	0	0.00%
Jail - Partial Separation	0	0.00%
Jail - No Separation	0	0.00%
Psychiatric Hospital	0	0.00%
Unknown	0	0.00%
Other	0	0.00%
	624	100.00%

Detention Statistics above are reported separately by Child and by Case. One child may have multiple cases.

Does Not Apply: Refers to cases not eligible for detention due to the type of Referral or the decision not to detain.

**TENNESSEE COUNCIL OF JUVENILE AND FAMILY COURT JUDGES
2008 STEWART COUNTY JUVENILE COURT STATISTICAL DATA**

Placement after Secure Detention Hearing by Individual Child by Race and Sex for CY 2008

	White Male	African American Male	Other Race Male	White Female	African American Female	Other Race Female	Unknown Race or Sex	Total	% of Total Children
Does Not Apply	118	3	8	67	4	1	0	201	98.53%
Juvenile Detention Facility	2	0	0	0	0	0	0	2	0.98%
Jail	1	0	0	0	0	0	0	1	0.49%
Returned to Prior Living Arr	0	0	0	0	0	0	0	0	0.00%
Shelter / Group Home	0	0	0	0	0	0	0	0	0.00%
Foster Family Home	0	0	0	0	0	0	0	0	0.00%
Psychiatric Hospital	0	0	0	0	0	0	0	0	0.00%
Unknown	0	0	0	0	0	0	0	0	0.00%
Other	0	0	0	0	0	0	0	0	0.00%
Totals	121	3	8	67	4	1	0	204	

Placement after Secure Detention Hearing by Individual Case for CY 2008

	Cases	% of Total Cases
Does Not Apply	613	98.24%
Juvenile Detention Facility	9	1.44%
Returned to Prior Living Arrangement	1	0.16%
Jail	1	0.16%
Shelter / Group Home	0	0.00%
Foster Family Home	0	0.00%
Psychiatric Hospital	0	0.00%
Unknown	0	0.00%
Other	0	0.00%
	624	100.00%

Detention Statistics above are reported separately by Child and by Case. One child may have multiple cases.

Does Not Apply: Refers to cases not eligible for detention due to the type of Referral or the decision not to detain.

**TENNESSEE COUNCIL OF JUVENILE AND FAMILY COURT JUDGES
2008 STEWART COUNTY JUVENILE COURT STATISTICAL DATA**

Dispositional Procedures for CY 2008

Procedures used to Dispose or Adjust all Referrals

	Number	% of All Referrals
Formally Adjudicated	199	24.69%
Informally Adjusted	88	10.92%
Transfer to Adult Court Hearings and Charges Cleared	4	0.50%
Otherwise Handled	515	63.90%
	806	100.00%

Referrals Disposed by Formal Adjudicatory Proceedings

	Number	% of All Referrals
Dismissed	44	5.46%
Retired / Nolle Prosequi	4	0.50%
Complaint Substantiated Delinquent	108	13.40%
Complaint Substantiated Status Offender	32	3.97%
Complaint Substantiated Dependent/Neglect	11	1.36%
Complaint Substantiated Abused	0	0.00%
Complaint Substantiated Mentally Ill	0	0.00%
	199	24.69%

Referrals Disposed by Other Actions

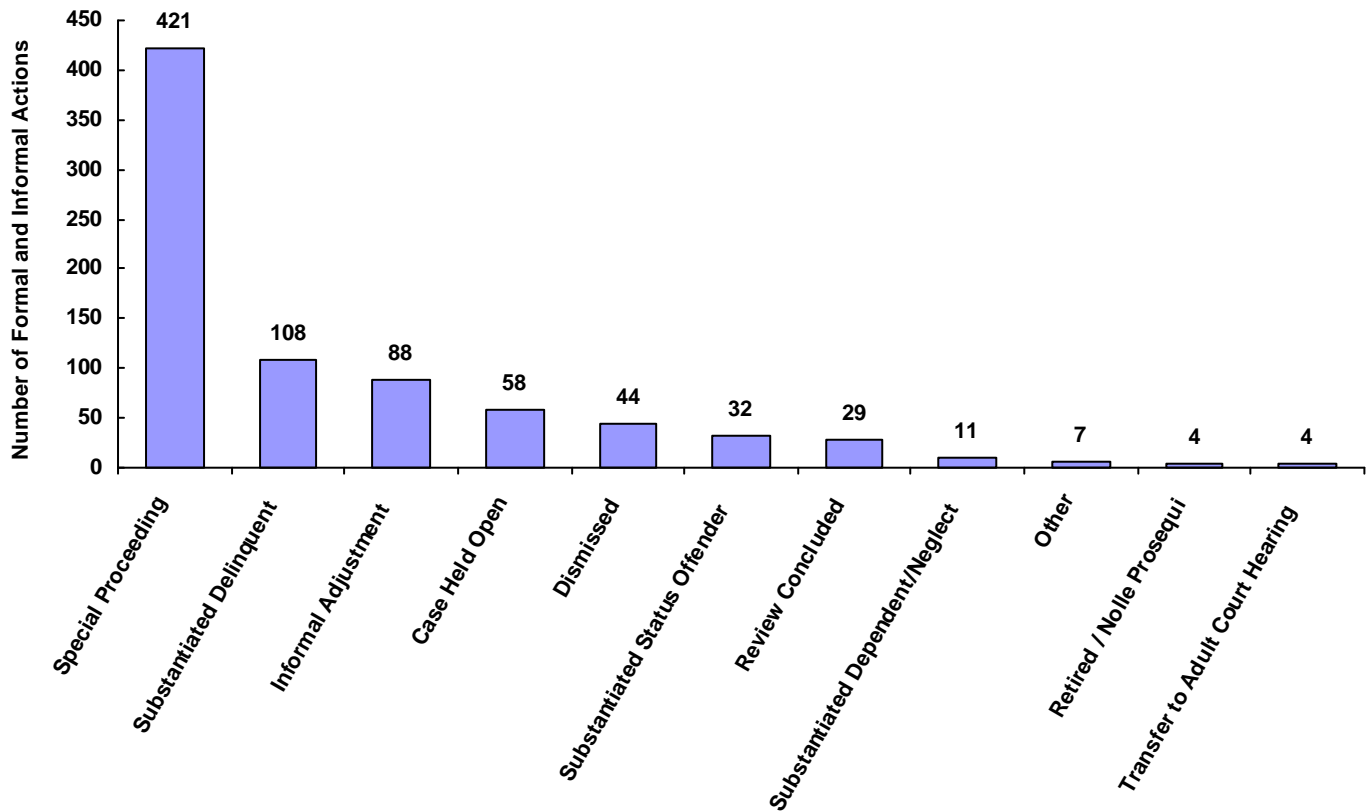
	Number	% of All Referrals
Informal Adjustment	88	10.92%
Transfer to Adult Court Hearing	4	0.50%
Charges Cleared by Transfer to Adult Court	0	0.00%
Pretrial Diversion	0	0.00%
Special Proceeding	421	52.23%
Review Concluded	29	3.60%
Case Held Open	58	7.20%
Other	7	0.87%
Unknown	0	0.00%
	607	75.32%

TENNESSEE COUNCIL OF JUVENILE AND FAMILY COURT JUDGES 2008 STEWART COUNTY JUVENILE COURT STATISTICAL DATA

Formal and Informal Actions by Race and Sex for CY 2008

	White Male	African American Male	Other Race Male	White Female	African American Female	Other Race Female	Unknown Race or Sex	Total	% of Total Referrals
Dismissed	30	1	0	13	0	0	0	44	5.46%
Retired / Nolle Prosequi	4	0	0	0	0	0	0	4	0.50%
Substantiated Delinquent	83	0	6	18	0	1	0	108	13.40%
Substantiated Status Offender	13	1	8	9	0	1	0	32	3.97%
Substantiated Dependent/Neglect	4	0	2	4	1	0	0	11	1.36%
Substantiated Abused	0	0	0	0	0	0	0	0	0.00%
Substantiated Mentally Ill	0	0	0	0	0	0	0	0	0.00%
Informal Adjustment	67	0	2	19	0	0	0	88	10.92%
Pretrial Diversion	0	0	0	0	0	0	0	0	0.00%
Transfer to Adult Court Hearing	4	0	0	0	0	0	0	4	0.50%
Cleared by Transfer to Adult Court	0	0	0	0	0	0	0	0	0.00%
Special Proceeding	241	4	30	133	7	6	0	421	52.23%
Review Concluded	15	0	1	13	0	0	0	29	3.60%
Case Held Open	37	0	16	5	0	0	0	58	7.20%
Unknown	0	0	0	0	0	0	0	0	0.00%
Other	6	0	0	1	0	0	0	7	0.87%
Totals	504	6	65	215	8	8	0	806	

Total Formal and Informal Actions



**TENNESSEE COUNCIL OF JUVENILE AND FAMILY COURT JUDGES
2008 STEWART COUNTY JUVENILE COURT STATISTICAL DATA**

Formal and Informal Actions by Type of Offense, Race and Sex for CY 2008

	White Male	African American Male	Other Race Male	White Female	African American Female	Other Race Female	Unknown Race or Sex	Total
<u>Delinquent</u>								
Complaint Substantiated Delinquent	82	0	6	17	0	1	0	106
Informal Adjustment	65	0	2	19	0	0	0	86
Case Held Open	24	0	15	0	0	0	0	39
Dismissed	23	0	0	11	0	0	0	34
Complaint Substantiated Status Offender	1	1	6	1	0	0	0	9
Retired / Nolle Prosequi	4	0	0	0	0	0	0	4
Transfer to Adult Court Hearing	4	0	0	0	0	0	0	4
Special Proceeding	2	0	0	0	0	0	0	2
Complaint Substantiated Dependent/Neglect	0	0	0	0	0	0	0	0
Complaint Substantiated Abused	0	0	0	0	0	0	0	0
Complaint Substantiated Mentally Ill	0	0	0	0	0	0	0	0
Pretrial Diversion	0	0	0	0	0	0	0	0
Charges Cleared by Transfer to Adult Court	0	0	0	0	0	0	0	0
Review Concluded	0	0	0	0	0	0	0	0
Unknown	0	0	0	0	0	0	0	0
Other	0	0	0	0	0	0	0	0
Totals	205	1	29	48	0	1	0	284

	White Male	African American Male	Other Race Male	White Female	African American Female	Other Race Female	Unknown Race or Sex	Total
<u>Status</u>								
Complaint Substantiated Status Offender	9	0	1	7	0	1	0	18
Dismissed	2	0	0	0	0	0	0	2
Complaint Substantiated Delinquent	0	0	0	1	0	0	0	1
Informal Adjustment	1	0	0	0	0	0	0	1
Special Proceeding	1	0	0	0	0	0	0	1
Retired / Nolle Prosequi	0	0	0	0	0	0	0	0
Complaint Substantiated Dependent/Neglect	0	0	0	0	0	0	0	0
Complaint Substantiated Abused	0	0	0	0	0	0	0	0
Complaint Substantiated Mentally Ill	0	0	0	0	0	0	0	0
Pretrial Diversion	0	0	0	0	0	0	0	0
Transfer to Adult Court Hearing	0	0	0	0	0	0	0	0
Charges Cleared by Transfer to Adult Court	0	0	0	0	0	0	0	0
Review Concluded	0	0	0	0	0	0	0	0
Case Held Open	0	0	0	0	0	0	0	0
Unknown	0	0	0	0	0	0	0	0
Other	0	0	0	0	0	0	0	0
Totals	13	0	1	8	0	1	0	23

**TENNESSEE COUNCIL OF JUVENILE AND FAMILY COURT JUDGES
2008 STEWART COUNTY JUVENILE COURT STATISTICAL DATA**

Formal and Informal Actions by Type of Offense, Race and Sex for CY 2008

	White Male	African American Male	Other Race Male	White Female	African American Female	Other Race Female	Unknown Race or Sex	Total
<u>Dependency and Neglect</u>								
Complaint Substantiated Dependent/Neglect	4	0	2	4	1	0	0	11
Case Held Open	5	0	1	3	0	0	0	9
Other	4	0	0	1	0	0	0	5
Complaint Substantiated Status Offender	2	0	1	1	0	0	0	4
Dismissed	2	1	0	0	0	0	0	3
Special Proceeding	1	0	0	2	0	0	0	3
Retired / Nolle Prosequi	0	0	0	0	0	0	0	0
Complaint Substantiated Delinquent	0	0	0	0	0	0	0	0
Complaint Substantiated Abused	0	0	0	0	0	0	0	0
Complaint Substantiated Mentally Ill	0	0	0	0	0	0	0	0
Informal Adjustment	0	0	0	0	0	0	0	0
Pretrial Diversion	0	0	0	0	0	0	0	0
Transfer to Adult Court Hearing	0	0	0	0	0	0	0	0
Charges Cleared by Transfer to Adult Court	0	0	0	0	0	0	0	0
Review Concluded	0	0	0	0	0	0	0	0
Unknown	0	0	0	0	0	0	0	0
Totals	18	1	4	11	1	0	0	35
<u>Other Violations</u>								
Dismissed	0	0	0	0	0	0	0	0
Retired / Nolle Prosequi	0	0	0	0	0	0	0	0
Complaint Substantiated Delinquent	0	0	0	0	0	0	0	0
Complaint Substantiated Status Offender	0	0	0	0	0	0	0	0
Complaint Substantiated Dependent/Neglect	0	0	0	0	0	0	0	0
Complaint Substantiated Abused	0	0	0	0	0	0	0	0
Complaint Substantiated Mentally Ill	0	0	0	0	0	0	0	0
Informal Adjustment	0	0	0	0	0	0	0	0
Pretrial Diversion	0	0	0	0	0	0	0	0
Transfer to Adult Court Hearing	0	0	0	0	0	0	0	0
Charges Cleared by Transfer to Adult Court	0	0	0	0	0	0	0	0
Special Proceeding	0	0	0	0	0	0	0	0
Review Concluded	0	0	0	0	0	0	0	0
Case Held Open	0	0	0	0	0	0	0	0
Unknown	0	0	0	0	0	0	0	0
Other	0	0	0	0	0	0	0	0
Totals	0	0	0	0	0	0	0	0

**TENNESSEE COUNCIL OF JUVENILE AND FAMILY COURT JUDGES
2008 STEWART COUNTY JUVENILE COURT STATISTICAL DATA**

Formal and Informal Actions by Type of Offense, Race and Sex for CY 2008

	White Male	African American Male	Other Race Male	White Female	African American Female	Other Race Female	Unknown Race or Sex	Total
<u>Special Proceedings</u>								
Special Proceeding	237	4	30	131	7	6	0	415
Review Concluded	15	0	1	13	0	0	0	29
Case Held Open	8	0	0	2	0	0	0	10
Complaint Substantiated Delinquent	1	0	0	0	0	0	0	1
Dismissed	0	0	0	0	0	0	0	0
Retired / Nolle Prosequi	0	0	0	0	0	0	0	0
Complaint Substantiated Status Offender	0	0	0	0	0	0	0	0
Complaint Substantiated Dependent/Neglect	0	0	0	0	0	0	0	0
Complaint Substantiated Abused	0	0	0	0	0	0	0	0
Complaint Substantiated Mentally Ill	0	0	0	0	0	0	0	0
Informal Adjustment	0	0	0	0	0	0	0	0
Pretrial Diversion	0	0	0	0	0	0	0	0
Transfer to Adult Court Hearing	0	0	0	0	0	0	0	0
Charges Cleared by Transfer to Adult Court	0	0	0	0	0	0	0	0
Unknown	0	0	0	0	0	0	0	0
Other	0	0	0	0	0	0	0	0
Totals	261	4	31	146	7	6	0	455
<u>Other</u>								
Dismissed	3	0	0	2	0	0	0	5
Other	2	0	0	0	0	0	0	2
Complaint Substantiated Status Offender	1	0	0	0	0	0	0	1
Informal Adjustment	1	0	0	0	0	0	0	1
Retired / Nolle Prosequi	0	0	0	0	0	0	0	0
Complaint Substantiated Delinquent	0	0	0	0	0	0	0	0
Complaint Substantiated Dependent/Neglect	0	0	0	0	0	0	0	0
Complaint Substantiated Abused	0	0	0	0	0	0	0	0
Complaint Substantiated Mentally Ill	0	0	0	0	0	0	0	0
Pretrial Diversion	0	0	0	0	0	0	0	0
Transfer to Adult Court Hearing	0	0	0	0	0	0	0	0
Charges Cleared by Transfer to Adult Court	0	0	0	0	0	0	0	0
Special Proceeding	0	0	0	0	0	0	0	0
Review Concluded	0	0	0	0	0	0	0	0
Case Held Open	0	0	0	0	0	0	0	0
Unknown	0	0	0	0	0	0	0	0
Totals	7	0	0	2	0	0	0	9
All Action Totals	504	6	65	215	8	8	0	806

**TENNESSEE COUNCIL OF JUVENILE AND FAMILY COURT JUDGES
2008 STEWART COUNTY JUVENILE COURT STATISTICAL DATA**

Formal and Informal Actions by Class of Referral, Race and Sex for CY 2008

	White Male	African American Male	Other Race Male	White Female	African American Female	Other Race Female	Unknown Race or Sex	Total
<u>Offenses Against Persons</u>								
Complaint Substantiated Delinquent	5	0	1	1	0	0	0	7
Informal Adjustment	2	0	0	2	0	0	0	4
Dismissed	2	0	0	1	0	0	0	3
Case Held Open	3	0	0	0	0	0	0	3
Retired / Nolle Prosequi	1	0	0	0	0	0	0	1
Special Proceeding	1	0	0	0	0	0	0	1
Complaint Substantiated Status Offender	0	0	0	0	0	0	0	0
Complaint Substantiated Dependent/Neglect	0	0	0	0	0	0	0	0
Complaint Substantiated Abused	0	0	0	0	0	0	0	0
Complaint Substantiated Mentally Ill	0	0	0	0	0	0	0	0
Pretrial Diversion	0	0	0	0	0	0	0	0
Transfer to Adult Court Hearing	0	0	0	0	0	0	0	0
Charges Cleared by Transfer to Adult Court	0	0	0	0	0	0	0	0
Review Concluded	0	0	0	0	0	0	0	0
Unknown	0	0	0	0	0	0	0	0
Other	0	0	0	0	0	0	0	0
Totals	14	0	1	4	0	0	0	19

<u>Offenses Against Property</u>								
Complaint Substantiated Delinquent	16	0	4	0	0	0	0	20
Case Held Open	11	0	1	0	0	0	0	12
Dismissed	6	0	0	2	0	0	0	8
Informal Adjustment	7	0	0	0	0	0	0	7
Transfer to Adult Court Hearing	3	0	0	0	0	0	0	3
Retired / Nolle Prosequi	0	0	0	0	0	0	0	0
Complaint Substantiated Status Offender	0	0	0	0	0	0	0	0
Complaint Substantiated Dependent/Neglect	0	0	0	0	0	0	0	0
Complaint Substantiated Abused	0	0	0	0	0	0	0	0
Complaint Substantiated Mentally Ill	0	0	0	0	0	0	0	0
Pretrial Diversion	0	0	0	0	0	0	0	0
Charges Cleared by Transfer to Adult Court	0	0	0	0	0	0	0	0
Special Proceeding	0	0	0	0	0	0	0	0
Review Concluded	0	0	0	0	0	0	0	0
Unknown	0	0	0	0	0	0	0	0
Other	0	0	0	0	0	0	0	0
Totals	43	0	5	2	0	0	0	50

**TENNESSEE COUNCIL OF JUVENILE AND FAMILY COURT JUDGES
2008 STEWART COUNTY JUVENILE COURT STATISTICAL DATA**

Formal and Informal Actions by Class of Referral, Race and Sex for CY 2008

	White Male	African American Male	Other Race Male	White Female	African American Female	Other Race Female	Unknown Race or Sex	Total
<u>Illegal Conduct</u>								
Complaint Substantiated Delinquent	61	0	1	16	0	1	0	79
Informal Adjustment	56	0	2	17	0	0	0	75
Case Held Open	10	0	14	0	0	0	0	24
Dismissed	15	0	0	8	0	0	0	23
Complaint Substantiated Status Offender	1	1	6	1	0	0	0	9
Retired / Nolle Prosequi	3	0	0	0	0	0	0	3
Transfer to Adult Court Hearing	1	0	0	0	0	0	0	1
Special Proceeding	1	0	0	0	0	0	0	1
Complaint Substantiated Dependent/Neglect	0	0	0	0	0	0	0	0
Complaint Substantiated Abused	0	0	0	0	0	0	0	0
Complaint Substantiated Mentally Ill	0	0	0	0	0	0	0	0
Pretrial Diversion	0	0	0	0	0	0	0	0
Charges Cleared by Transfer to Adult Court	0	0	0	0	0	0	0	0
Review Concluded	0	0	0	0	0	0	0	0
Unknown	0	0	0	0	0	0	0	0
Other	0	0	0	0	0	0	0	0
Totals	148	1	23	42	0	1	0	215

Status Offenses

Complaint Substantiated Status Offender	9	0	1	7	0	1	0	18
Dismissed	2	0	0	0	0	0	0	2
Complaint Substantiated Delinquent	0	0	0	1	0	0	0	1
Informal Adjustment	1	0	0	0	0	0	0	1
Special Proceeding	1	0	0	0	0	0	0	1
Retired / Nolle Prosequi	0	0	0	0	0	0	0	0
Complaint Substantiated Dependent/Neglect	0	0	0	0	0	0	0	0
Complaint Substantiated Abused	0	0	0	0	0	0	0	0
Complaint Substantiated Mentally Ill	0	0	0	0	0	0	0	0
Pretrial Diversion	0	0	0	0	0	0	0	0
Transfer to Adult Court Hearing	0	0	0	0	0	0	0	0
Charges Cleared by Transfer to Adult Court	0	0	0	0	0	0	0	0
Review Concluded	0	0	0	0	0	0	0	0
Case Held Open	0	0	0	0	0	0	0	0
Unknown	0	0	0	0	0	0	0	0
Other	0	0	0	0	0	0	0	0
Totals	13	0	1	8	0	1	0	23

**TENNESSEE COUNCIL OF JUVENILE AND FAMILY COURT JUDGES
2008 STEWART COUNTY JUVENILE COURT STATISTICAL DATA**

Formal and Informal Actions by Class of Referral, Race and Sex for CY 2008

	White Male	African American Male	Other Race Male	White Female	African American Female	Other Race Female	Unknown Race or Sex	Total
<u>Dependency/Neglect</u>								
Complaint Substantiated Dependent/Neglect	4	0	2	4	1	0	0	11
Case Held Open	5	0	1	3	0	0	0	9
Other	4	0	0	1	0	0	0	5
Complaint Substantiated Status Offender	2	0	1	1	0	0	0	4
Dismissed	2	1	0	0	0	0	0	3
Special Proceeding	1	0	0	2	0	0	0	3
Retired / Nolle Prosequi	0	0	0	0	0	0	0	0
Complaint Substantiated Delinquent	0	0	0	0	0	0	0	0
Complaint Substantiated Abused	0	0	0	0	0	0	0	0
Complaint Substantiated Mentally Ill	0	0	0	0	0	0	0	0
Informal Adjustment	0	0	0	0	0	0	0	0
Pretrial Diversion	0	0	0	0	0	0	0	0
Transfer to Adult Court Hearing	0	0	0	0	0	0	0	0
Charges Cleared by Transfer to Adult Court	0	0	0	0	0	0	0	0
Review Concluded	0	0	0	0	0	0	0	0
Unknown	0	0	0	0	0	0	0	0
Totals	18	1	4	11	1	0	0	35

Other Violation Proceedings

Dismissed	0	0	0	0	0	0	0	0
Retired / Nolle Prosequi	0	0	0	0	0	0	0	0
Complaint Substantiated Delinquent	0	0	0	0	0	0	0	0
Complaint Substantiated Status Offender	0	0	0	0	0	0	0	0
Complaint Substantiated Dependent/Neglect	0	0	0	0	0	0	0	0
Complaint Substantiated Abused	0	0	0	0	0	0	0	0
Complaint Substantiated Mentally Ill	0	0	0	0	0	0	0	0
Informal Adjustment	0	0	0	0	0	0	0	0
Pretrial Diversion	0	0	0	0	0	0	0	0
Transfer to Adult Court Hearing	0	0	0	0	0	0	0	0
Charges Cleared by Transfer to Adult Court	0	0	0	0	0	0	0	0
Special Proceeding	0	0	0	0	0	0	0	0
Review Concluded	0	0	0	0	0	0	0	0
Case Held Open	0	0	0	0	0	0	0	0
Unknown	0	0	0	0	0	0	0	0
Other	0	0	0	0	0	0	0	0
Totals	0	0	0	0	0	0	0	0

**TENNESSEE COUNCIL OF JUVENILE AND FAMILY COURT JUDGES
2008 STEWART COUNTY JUVENILE COURT STATISTICAL DATA**

Formal and Informal Actions by Class of Referral, Race and Sex for CY 2008

	White Male	African American Male	Other Race Male	White Female	African American Female	Other Race Female	Unknown Race or Sex	Total
<u>Parentage</u>								
Special Proceeding	29	2	0	13	2	0	0	46
Case Held Open	2	0	0	1	0	0	0	3
Dismissed	0	0	0	0	0	0	0	0
Retired / Nolle Prosequi	0	0	0	0	0	0	0	0
Complaint Substantiated Delinquent	0	0	0	0	0	0	0	0
Complaint Substantiated Status Offender	0	0	0	0	0	0	0	0
Complaint Substantiated Dependent/Neglect	0	0	0	0	0	0	0	0
Complaint Substantiated Abused	0	0	0	0	0	0	0	0
Complaint Substantiated Mentally Ill	0	0	0	0	0	0	0	0
Informal Adjustment	0	0	0	0	0	0	0	0
Pretrial Diversion	0	0	0	0	0	0	0	0
Transfer to Adult Court Hearing	0	0	0	0	0	0	0	0
Charges Cleared by Transfer to Adult Court	0	0	0	0	0	0	0	0
Review Concluded	0	0	0	0	0	0	0	0
Unknown	0	0	0	0	0	0	0	0
Other	0	0	0	0	0	0	0	0
Totals	31	2	0	14	2	0	0	49

Special Proceedings

Special Proceeding	208	2	30	118	5	6	0	369
Review Concluded	15	0	1	13	0	0	0	29
Case Held Open	6	0	0	1	0	0	0	7
Complaint Substantiated Delinquent	1	0	0	0	0	0	0	1
Dismissed	0	0	0	0	0	0	0	0
Retired / Nolle Prosequi	0	0	0	0	0	0	0	0
Complaint Substantiated Status Offender	0	0	0	0	0	0	0	0
Complaint Substantiated Dependent/Neglect	0	0	0	0	0	0	0	0
Complaint Substantiated Abused	0	0	0	0	0	0	0	0
Complaint Substantiated Mentally Ill	0	0	0	0	0	0	0	0
Informal Adjustment	0	0	0	0	0	0	0	0
Pretrial Diversion	0	0	0	0	0	0	0	0
Transfer to Adult Court Hearing	0	0	0	0	0	0	0	0
Charges Cleared by Transfer to Adult Court	0	0	0	0	0	0	0	0
Unknown	0	0	0	0	0	0	0	0
Other	0	0	0	0	0	0	0	0
Totals	230	2	31	132	5	6	0	406

**TENNESSEE COUNCIL OF JUVENILE AND FAMILY COURT JUDGES
2008 STEWART COUNTY JUVENILE COURT STATISTICAL DATA**

Formal and Informal Actions by Class of Referral, Race and Sex for CY 2008

	White Male	African American Male	Other Race Male	White Female	African American Female	Other Race Female	Unknown Race or Sex	Total
<u>Other</u>								
Dismissed	3	0	0	2	0	0	0	5
Other	2	0	0	0	0	0	0	2
Complaint Substantiated Status Offender	1	0	0	0	0	0	0	1
Informal Adjustment	1	0	0	0	0	0	0	1
Retired / Nolle Prosequi	0	0	0	0	0	0	0	0
Complaint Substantiated Delinquent	0	0	0	0	0	0	0	0
Complaint Substantiated Dependent/Neglect	0	0	0	0	0	0	0	0
Complaint Substantiated Abused	0	0	0	0	0	0	0	0
Complaint Substantiated Mentally Ill	0	0	0	0	0	0	0	0
Pretrial Diversion	0	0	0	0	0	0	0	0
Transfer to Adult Court Hearing	0	0	0	0	0	0	0	0
Charges Cleared by Transfer to Adult Court	0	0	0	0	0	0	0	0
Special Proceeding	0	0	0	0	0	0	0	0
Review Concluded	0	0	0	0	0	0	0	0
Case Held Open	0	0	0	0	0	0	0	0
Unknown	0	0	0	0	0	0	0	0
Totals	7	0	0	2	0	0	0	9
<hr/>								
All Action Totals	504	6	65	215	8	8	0	806

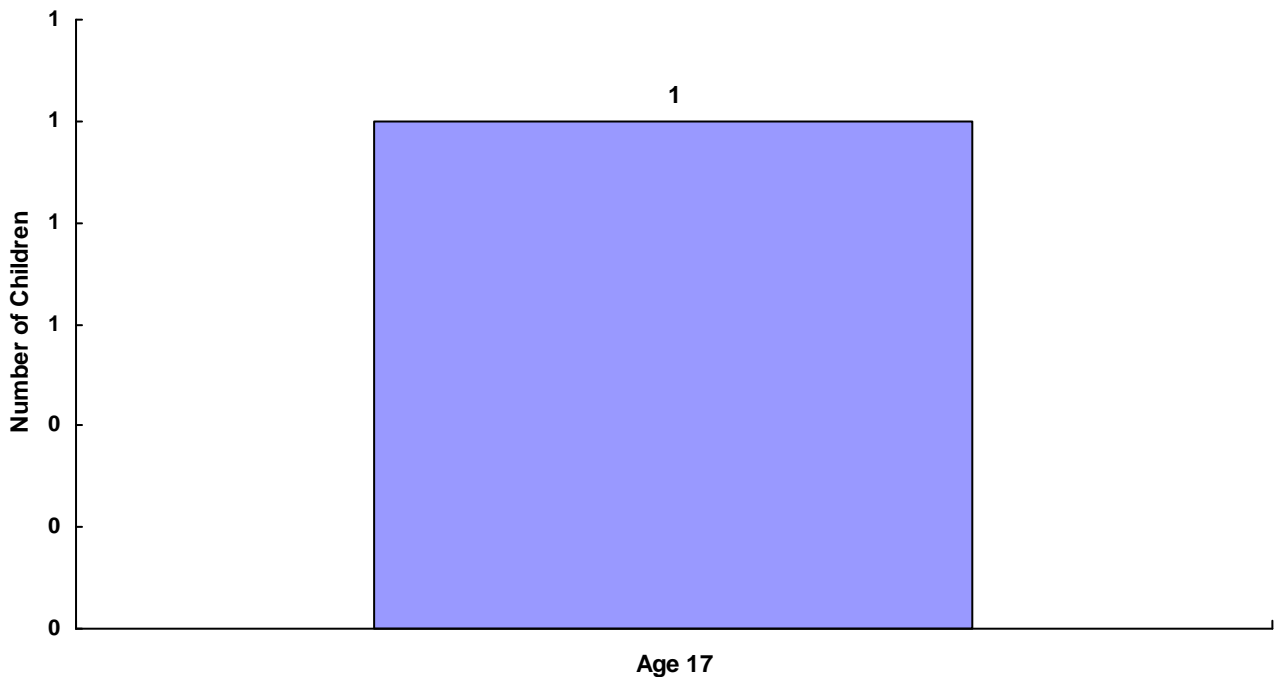
**TENNESSEE COUNCIL OF JUVENILE AND FAMILY COURT JUDGES
2008 STEWART COUNTY JUVENILE COURT STATISTICAL DATA**

Children Transferred to Adult Court by Age at Disposition Date, Race and Sex for CY 2008

Total Children = 204

	White Male	African American Male	Other Race Male	White Female	African American Female	Other Race Female	Unknown Race or Sex	Total	% of All Children Referred
Age Under 1	0	0	0	0	0	0	0	0	0.00%
Age 1	0	0	0	0	0	0	0	0	0.00%
Age 2	0	0	0	0	0	0	0	0	0.00%
Age 3	0	0	0	0	0	0	0	0	0.00%
Age 4	0	0	0	0	0	0	0	0	0.00%
Age 5	0	0	0	0	0	0	0	0	0.00%
Age 6	0	0	0	0	0	0	0	0	0.00%
Age 7	0	0	0	0	0	0	0	0	0.00%
Age 8	0	0	0	0	0	0	0	0	0.00%
Age 9	0	0	0	0	0	0	0	0	0.00%
Age 10	0	0	0	0	0	0	0	0	0.00%
Age 11	0	0	0	0	0	0	0	0	0.00%
Age 12	0	0	0	0	0	0	0	0	0.00%
Age 13	0	0	0	0	0	0	0	0	0.00%
Age 14	0	0	0	0	0	0	0	0	0.00%
Age 15	0	0	0	0	0	0	0	0	0.00%
Age 16	0	0	0	0	0	0	0	0	0.00%
Age 17	1	0	0	0	0	0	0	1	0.49%
Age 18	0	0	0	0	0	0	0	0	0.00%
Age 19 and Over	0	0	0	0	0	0	0	0	0.00%
Totals	1	0	0	0	0	0	0	1	

Total Children Transferred to Adult Court



**TENNESSEE COUNCIL OF JUVENILE AND FAMILY COURT JUDGES
2008 STEWART COUNTY JUVENILE COURT STATISTICAL DATA**

Outcomes by Type Of Disposition, Race and Sex for CY 2008

	White Male	African American Male	Other Race Male	White Female	African American Female	Other Race Female	Unknown Race or Sex	Total
<u>General Action Codes</u>								
Held Open For Review	175	1	29	92	1	5	0	303
Warned / Counseled	125	0	16	70	0	4	0	215
Public Service	35	1	3	15	0	1	0	55
Supervision / Probation to Juvenile Court	36	1	2	14	0	1	0	54
Released from Probation	23	0	2	9	0	0	0	34
Referred for Alcohol and Drug Counseling	17	1	2	8	0	2	0	30
No Contact Order	21	0	2	3	0	0	0	26
Referred to Defensive Driving School	17	0	1	6	0	0	0	24
Referred for Mental Health Counseling	11	0	2	9	0	0	0	22
Case Dismissed	13	0	0	8	0	0	0	21
Referral to Juvenile Court Educ-Based Pgm	11	0	1	5	0	1	0	18
Fine	13	0	0	4	0	0	0	17
Restitution	12	0	2	0	0	0	0	14
Dismissed from Informal Adjustment	11	0	0	1	0	0	0	12
Driver's License Held Informally	6	0	0	2	0	1	0	9
House Arrest	5	0	2	2	0	0	0	9
Court Defined Curfew	0	0	0	2	0	0	0	2
Case Retired or Nolle Prosequi	0	0	0	1	0	0	0	1
Referred to Alternative School	1	0	0	0	0	0	0	1
Runaway Returned	1	0	0	0	0	0	0	1
Probation to Parents	0	0	0	0	0	0	0	0
Referral to Another Entity for Superv/Servc	0	0	0	0	0	0	0	0
Referred to Private Child Agency	0	0	0	0	0	0	0	0
Referred to Alcohol Safety School	0	0	0	0	0	0	0	0
Voluntary Placement with DMHMR	0	0	0	0	0	0	0	0
Private Mental Health Placement	0	0	0	0	0	0	0	0
Private MR Placement	0	0	0	0	0	0	0	0
Placement with City/Cnty Agcy/Facility	0	0	0	0	0	0	0	0
Placement with Relative / Other Individual	0	0	0	0	0	0	0	0
Injunction Other than No Contact Order	0	0	0	0	0	0	0	0
Dismissed from Pretrial Diversion	0	0	0	0	0	0	0	0
Totals	533	4	64	251	1	15	0	868

**TENNESSEE COUNCIL OF JUVENILE AND FAMILY COURT JUDGES
2008 STEWART COUNTY JUVENILE COURT STATISTICAL DATA**

Outcomes by Type Of Disposition, Race and Sex for CY 2008

	White Male	African American Male	Other Race Male	White Female	African American Female	Other Race Female	Unknown Race or Sex	Total
Formal Action Codes								
Placed Under a Valid Court Order	67	2	4	21	0	1	0	95
DCS Commitment - Custody	18	0	2	6	1	0	0	27
DCS Probation	8	0	1	4	0	0	0	13
DCS Commitment - Suspended	4	0	1	0	0	0	0	5
Transfer to Another Juvenile Court for Dispo	2	0	0	2	0	0	0	4
Parental Rights Terminated	3	0	0	1	0	0	0	4
Transferred to Adult Court	1	0	0	0	0	0	0	1
DMHMR Involuntary Commitment	0	0	0	1	0	0	0	1
Other Intensive Probation	1	0	0	0	0	0	0	1
Supervision by DCS	1	0	0	0	0	0	0	1
DCS Commitment - Determinate	0	0	0	0	0	0	0	0
DCS Intensive Probation	0	0	0	0	0	0	0	0
Parental Rights Not Terminated	0	0	0	0	0	0	0	0
Totals	105	2	8	35	1	1	0	152

Special Proceedings

Court Costs	55	0	4	18	0	1	0	78
Custody Unchanged	28	1	6	17	2	0	0	54
Foster Care Continued	20	0	5	12	3	0	0	40
Custody Changed	14	1	1	12	3	0	0	31
Visitation Changed	12	1	1	11	1	0	0	26
Foster Care Terminated	5	1	1	2	3	0	0	12
Paternity Determined / Child Legitimated	7	0	0	0	0	0	0	7
Visitation Unchanged	0	0	4	0	2	0	0	6
Child Support Granted	3	0	0	1	0	0	0	4
Voluntary Acknowledgement of Paternity	1	0	0	0	0	0	0	1
Child Support Amended	1	0	0	0	0	0	0	1
Order of Reference to DCS	0	0	0	0	0	0	0	0
Paternity Not Determ/Child Not Legitimated	0	0	0	0	0	0	0	0
Child Support Denied	0	0	0	0	0	0	0	0
Child Support Terminated	0	0	0	0	0	0	0	0
Request for Medical Treatment Granted	0	0	0	0	0	0	0	0
Request for Medical Treatment Denied	0	0	0	0	0	0	0	0
Consent to Marry Granted	0	0	0	0	0	0	0	0
Consent to Marry Denied	0	0	0	0	0	0	0	0
Totals	146	4	22	73	14	1	0	260


Other Outcome Codes

Other	86	1	10	39	0	4	0	140
Totals	86	1	10	39	0	4	0	140

All Outcome Totals	870	11	104	398	16	21	0	1,420
---------------------------	------------	-----------	------------	------------	-----------	-----------	----------	--------------

TENNESSEE COUNCIL OF JUVENILE AND FAMILY COURT JUDGES
2008 STEWART COUNTY JUVENILE COURT STATISTICAL DATA

Breakdown of Referrals by Court Personnel Executing the Action in CY 2008



	Referrals	% of Referrals
Judge	522	64.76%
Referee	0	0.00%
YSO	284	35.24%
Other	0	0.00%
Total	806	100.00%