

**2008**

**State of Tennessee**

**Annual Juvenile Court Statistical Report**

**Sullivan County Div I Breakdown**

# TABLE OF CONTENTS

Report Numbers Listed Below are shown at the Bottom of each Report, followed by the Report Page Number

	Report Number
<b>Juvenile Court Referral Process</b>	
Chart – The Juvenile Court Referral Process	1
Chart – Delinquent, Dependent/Neglect/Abuse, and Status/Unruly Referrals	2
Chart – Referrals by Type of Offense	3
Chart – Referrals for Status/Unruly Offenses	4
<b>Children and Referral Counts by Race and Sex</b>	
Table – Children with Delinquent Referrals by Race and Sex	5
Table – Children with Status/Unruly Referrals by Race and Sex	5
Table – Children with Dependency/Neglect/Abuse Allegations by Race and Sex	5
Table – Referrals Delinquent Referrals by Race and Sex	6
Table – Referrals Status/Unruly Referrals by Race and Sex	6
Table – Referrals Dependency/Neglect/Abuse Allegations by Race and Sex	6
Table/Chart – Referrals by Age Group, Race and Sex	7
Table/Chart – Children Referred by Age, Race and Sex	8
Table/Chart – Children Referred by Race and Sex	9
Table/Chart – Children of Hispanic Origin by Race and Sex	10
Table – Referrals by Type of Offense, Age Group, Race and Sex	11
<b>Living Arrangement of the Child at Time of Referral</b>	
Table/Chart – Living Arrangement at Time of Referral by Race and Sex	12
<b>School Status of Individual Children at Time of Referral to Juvenile Court</b>	
Table – Last Grade Completed by Children by Race and Sex	13
Table – Children Enrolled in School	13
Table – Children Enrolled in Special Education	13
<b>Referral Information by Race, Sex and Class of Referral/Offense</b>	
Table/Chart – Class of Referrals by Race and Sex	14
Table - Referrals by Class and Type of Offense by Race and Sex	15
<b>Referral Reasons by Type, Race and Sex</b>	
Table – Referral Reasons by Type of Offense, Race and Sex	16
Table – Top 4 Referral Reasons by Sex and Race	17
Table – Top 4 Referral Reasons by Sex, Race and Type of Offense	18
<b>Source of Referrals to the Juvenile Court</b>	
Table – Source of Referrals by Race and Sex	19
Table – Six Most Frequent Referral Reasons by Source, Race and Sex	20
Table – Source of Referrals by Type of Offense, Race and Sex	21
<b>Children Referred with Weapons Charges</b>	
Table/Chart – Children Referred for Unlawful Carrying/Possession of a Weapon by Age, Race and Sex	22
Table/Chart – Children Referred for Carrying Weapons on School Property	23
<b>Intake Actions at Referral</b>	
Table/Chart – Intake Actions at Referral by Race and Sex	24
Table/Chart – Intake Actions of Referrals by Class of Offense, Race and Sex	25

# TABLE OF CONTENTS


Report Numbers Listed Below are shown at the Bottom of each Report, followed by the Report Page Number

	Report Number
<b>Detention Statistics at Referral</b>	
Table – Detention Statistics at Referral by Individual Child by Race and Sex	26
Table – Detention Statistics at Referral by Individual Case	26
Table – Placement After Secure Detention Hearing by Individual Child by Race and Sex	27
Table – Placement After Secure Detention Hearing by Individual Case	27
<b>Dispositional Procedures</b>	
Table – Procedures used to Dispose or Adjust All Referrals	28
Table – Referrals Disposed by Formal Adjudicatory Proceedings	28
Table – Referrals Disposed by Other Actions	28
<b>Formal and Informal Actions</b>	
Table/Chart – Formal and Informal Actions by Race and Sex	29
Table – Formal and Informal Actions by Type of Offense, Race and Sex	30
Table – Formal and Informal Actions by Class of Referral, Race and Sex	31
<b>Children Transferred to Adult Court</b>	
Table/Chart – Children Transferred to Adult Court by Age, Race and Sex	32
<b>Outcomes by Type of Disposition</b>	
Table – Outcomes by Type of Disposition, Race and Sex	33
<b>Juvenile Court Referrals Disposed County-Wide Based on Number of Referrals</b>	
Table/Chart – Breakdown of Referrals by Court Personnel Executing the Action	34

**TENNESSEE COUNCIL OF JUVENILE AND FAMILY COURT JUDGES  
2008 SULLIVAN COUNTY DIV I JUVENILE COURT STATISTICAL DATA**

**The Juvenile Court Referral Process for CY 2008**

<b>Delinquent</b> 316	<b>Status</b> 169	<b>Dependency and Neglect</b> 77	<b>Other Violations</b> 0	<b>Special Proceedings</b> 447	<b>Parentage</b> 244	<b>Other</b> 9
--------------------------	----------------------	-------------------------------------	------------------------------	-----------------------------------	-------------------------	-------------------



**Parents, Victims, School, Relatives, State Dept, etc.**  
922

**Law Enforcement**  
340

**Pretrial Diversion, Informal Adjustment**  
237

**Court Actions**  
1,262

**Transfer to Adult Court Hearing**  
1

**Charges Cleared By Transfer to Adult Court**  
0



**Formal Adjudications**  
400

**Special Proceeding**  
139


**Review Concluded**  
352



**Juvenile Court System Outcomes / Dispositions**  
1,678

**Case Held Open**  
105

**Other**  
28




**Formal**  
134



**General**  
892



**Special Proceedings**  
301

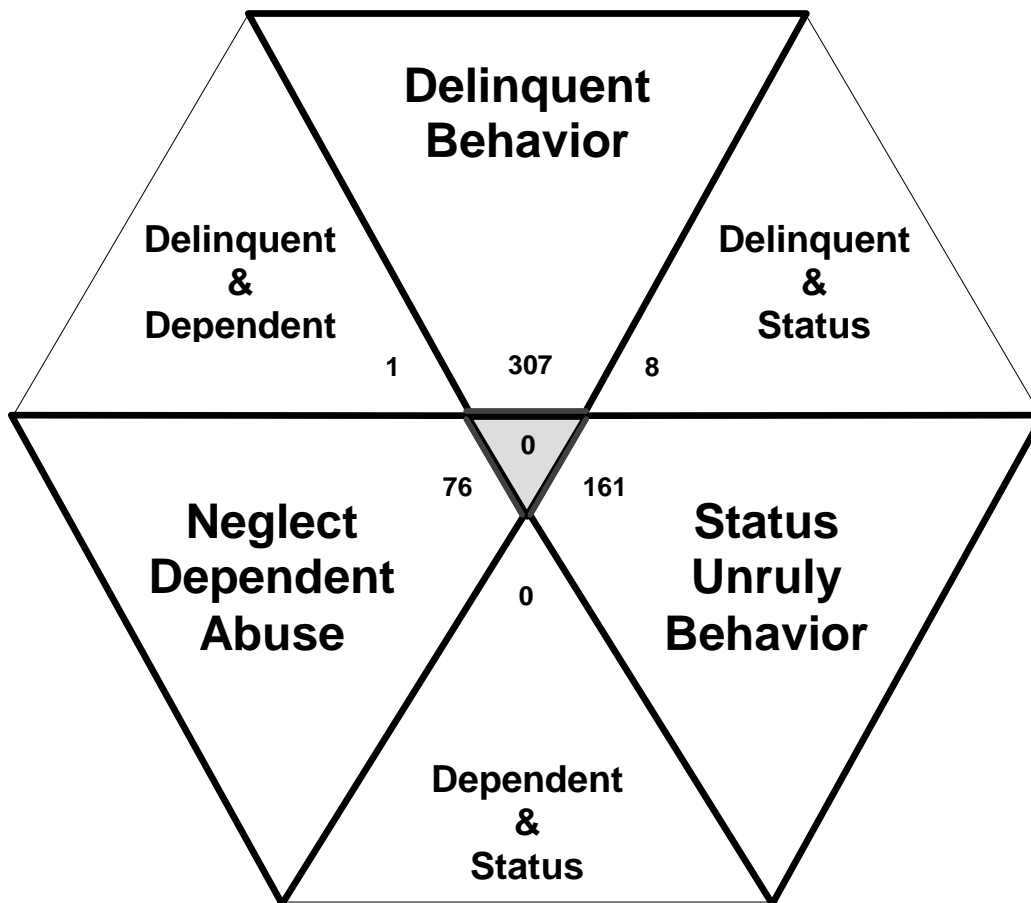


**Other**  
351

**TENNESSEE COUNCIL OF JUVENILE AND FAMILY COURT JUDGES  
2008 SULLIVAN COUNTY DIV I JUVENILE COURT STATISTICAL DATA**

**Delinquent, Dependent/Neglect/Abuse, and Status/Unruly Referrals for CY 2008**

Total = 553



The remaining referrals are for:  
Custody, Visitation, Paternity/Legitimation, Child Support,  
Special Procedures and Other Referrals

Each child may be counted  
in more than one category

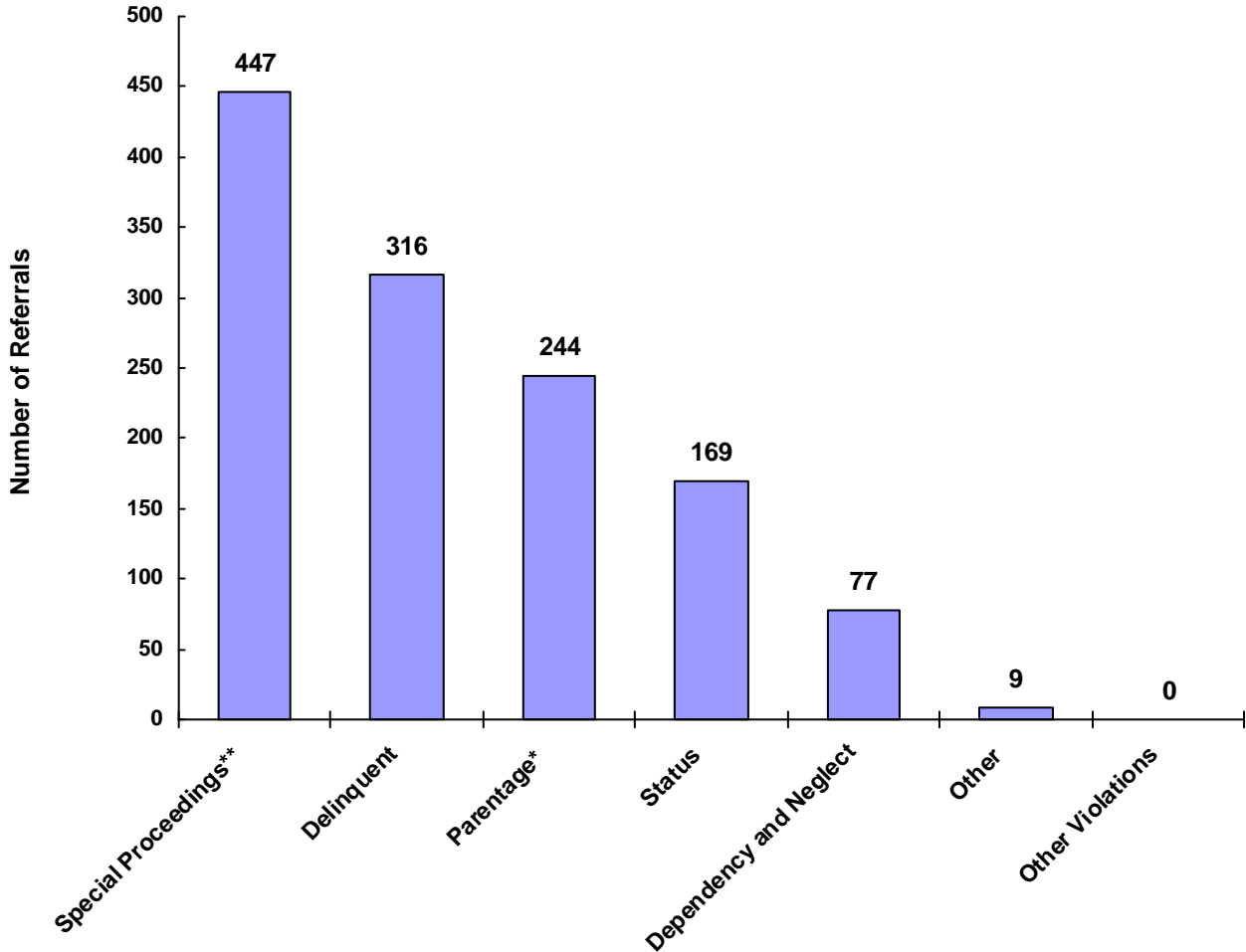
Total number of individual children for ALL referrals  
disposed by juvenile courts during CY 2008 equals 814

Children can have referrals in multiple categories. The drawing above shows that in the year 2008 there were 307 referrals to Sullivan County Div I Juvenile Court for children with only delinquent offenses, 161 for those with only status/unruly behavior, and 76 for children with neglect, dependent or abuse referrals during the calendar year. There were 8 referrals for children that had a delinquent AND a status/unruly referral. There were 1 referrals for children with both delinquent behavior AND a neglect, dependent or abuse allegation. There were 0 referrals for children that had both a status/unruly referral AND a neglect, dependent or abuse allegation. Also, there were 0 referrals for children that had a delinquent referral, a status/unruly referral AND a neglect, dependent or abuse allegation.

**TENNESSEE COUNCIL OF JUVENILE AND FAMILY COURT JUDGES  
2008 SULLIVAN COUNTY DIV I JUVENILE COURT STATISTICAL DATA**

**Referrals by Type of Offense in CY 2008**

**Total Referrals = 1,262**



\* Parentage includes: Custody, Visitation, Paternity/Legitimation and Child Support

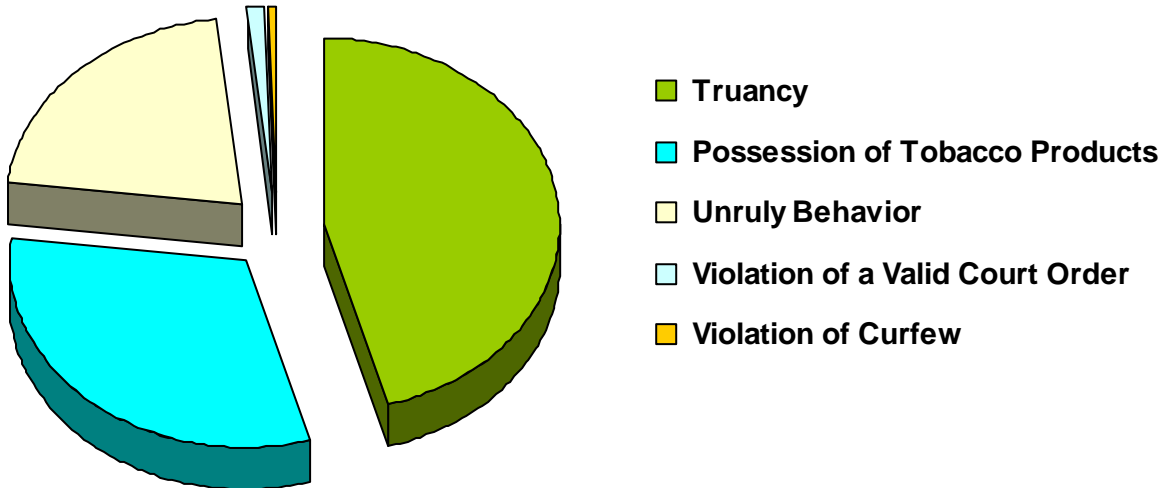
\*\*Special Proceedings include: Judicial Review, Administrative Review, Foster Care Review, Request for Medical Treatment and Consent to Marry

Information from the Juvenile Court represents a total of 814 children and 1,132 cases that were reported to the TCJFCJ.

A Status offense is an offense committed by a child that if committed by an adult, would not be considered an offense or unlawful act. An example of this is smoking when not legally an adult.

**TENNESSEE COUNCIL OF JUVENILE AND FAMILY COURT JUDGES  
2008 SULLIVAN COUNTY DIV I JUVENILE COURT STATISTICAL DATA**

**Referrals for Status/Unruly Offenses in CY 2008  
Total Status/Unruly Referrals = 169**



<b>Referral Reason</b>	<b>Count</b>	<b>Percent</b>
Truancy	77	45.56%
Possession of Tobacco Products	53	31.36%
Unruly Behavior	36	21.30%
Violation of a Valid Court Order	2	1.18%
Violation of Curfew	1	0.59%
Out-of-State Runaway	0	0.00%
In-State Runaway	0	0.00%
<b>Total</b>	<b>169</b>	

**TENNESSEE COUNCIL OF JUVENILE AND FAMILY COURT JUDGES  
2008 SULLIVAN COUNTY DIV I JUVENILE COURT STATISTICAL DATA**

**Children\* with Delinquent Referrals by Race and Sex for CY 2008**

	White	African American	Native American	Asian	Mixed Race	Unknown Race	Total
Male	148	1	0	0	1	1	151
Female	73	1	0	0	1	0	75
Unknown Sex	0	0	0	0	0	0	
<b>Totals</b>	<b>221</b>	<b>2</b>	<b>0</b>	<b>0</b>	<b>2</b>	<b>1</b>	<b>226</b>

**Children\* with Status/Unruly Referrals by Race and Sex for CY 2008**

	White	African American	Native American	Asian	Mixed Race	Unknown Race	Total
Male	99	0	0	0	0	0	99
Female	54	0	0	0	0	0	54
Unknown Sex	0	0	0	0	0	0	
<b>Totals</b>	<b>153</b>	<b>0</b>	<b>0</b>	<b>0</b>	<b>0</b>	<b>0</b>	<b>153</b>

**Children\* with Dependency/Neglect/Abuse Allegations by Race and Sex for CY 2008**

	White	African American	Native American	Asian	Mixed Race	Unknown Race	Total
Male	40	0	0	0	1	0	41
Female	25	0	0	0	0	0	25
Unknown Sex	0	0	0	0	0	0	
<b>Totals</b>	<b>65</b>	<b>0</b>	<b>0</b>	<b>0</b>	<b>1</b>	<b>0</b>	<b>66</b>

\* A child may be counted in more than one category



**TENNESSEE COUNCIL OF JUVENILE AND FAMILY COURT JUDGES  
2008 SULLIVAN COUNTY DIV I JUVENILE COURT STATISTICAL DATA**

**Delinquent Referrals by Race and Sex for CY 2008**

	White	African American	Native American	Asian	Mixed Race	Unknown Race	Total
<b>Male</b>	217	1	0	0	2	1	<b>221</b>
<b>Female</b>	92	2	0	0	1	0	<b>95</b>
<b>Unknown Sex</b>	0	0	0	0	0	0	<b>0</b>
<b>Totals</b>	<b>309</b>	<b>3</b>	<b>0</b>	<b>0</b>	<b>3</b>	<b>1</b>	<b>316</b>

**Status/Unruly Referrals by Race and Sex for CY 2008**

	White	African American	Native American	Asian	Mixed Race	Unknown Race	Total
<b>Male</b>	113	0	0	0	0	0	<b>113</b>
<b>Female</b>	56	0	0	0	0	0	<b>56</b>
<b>Unknown Sex</b>	0	0	0	0	0	0	<b>0</b>
<b>Totals</b>	<b>169</b>	<b>0</b>	<b>0</b>	<b>0</b>	<b>0</b>	<b>0</b>	<b>169</b>

**Dependency/Neglect/Abuse Allegations by Race and Sex for CY 2008**

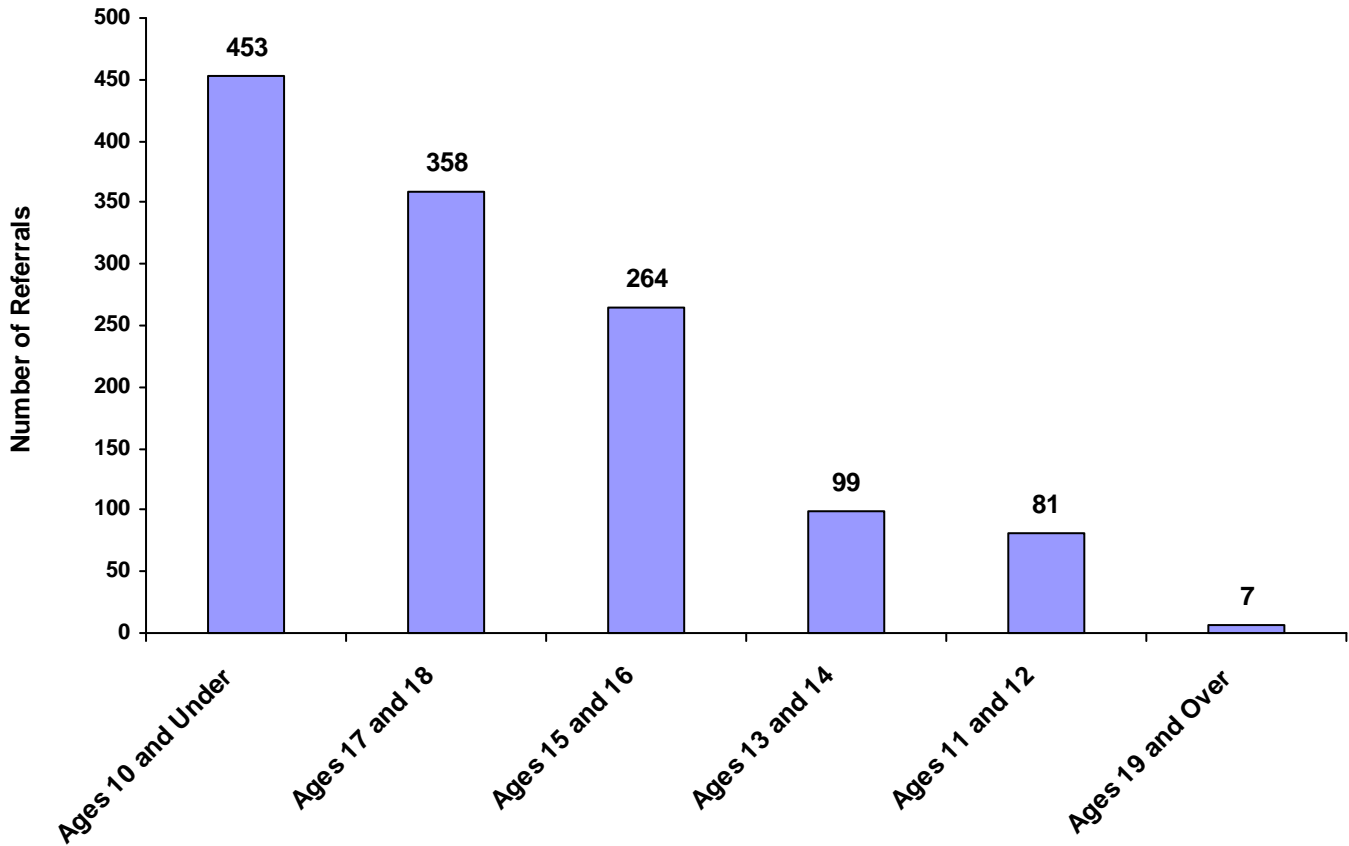
	White	African American	Native American	Asian	Mixed Race	Unknown Race	Total
<b>Male</b>	46	0	0	0	1	0	<b>47</b>
<b>Female</b>	30	0	0	0	0	0	<b>30</b>
<b>Unknown Sex</b>	0	0	0	0	0	0	<b>0</b>
<b>Totals</b>	<b>76</b>	<b>0</b>	<b>0</b>	<b>0</b>	<b>1</b>	<b>0</b>	<b>77</b>

**TENNESSEE COUNCIL OF JUVENILE AND FAMILY COURT JUDGES  
2008 SULLIVAN COUNTY DIV I JUVENILE COURT STATISTICAL DATA**

**Referrals by Age Group, Race and Sex for CY 2008**

	White Male	African American Male	Other Race Male	White Female	African American Female	Other Race Female	Unknown Race or Sex	Total	% of Total Referrals
Birth through Age 10	228	0	5	215	0	0	5	453	35.90%
Ages 11 and 12	48	0	0	32	0	0	1	81	6.42%
Ages 13 and 14	64	0	0	33	2	0	0	99	7.84%
Ages 15 and 16	177	0	0	86	0	1	0	264	20.92%
Ages 17 and 18	229	1	2	125	0	0	1	358	28.37%
Ages 19 and Over	4	0	0	3	0	0	0	7	0.55%
<b>All Age Group Totals</b>	<b>750</b>	<b>1</b>	<b>7</b>	<b>494</b>	<b>2</b>	<b>1</b>	<b>7</b>	<b>1,262</b>	

**Total Referrals by Age Group**

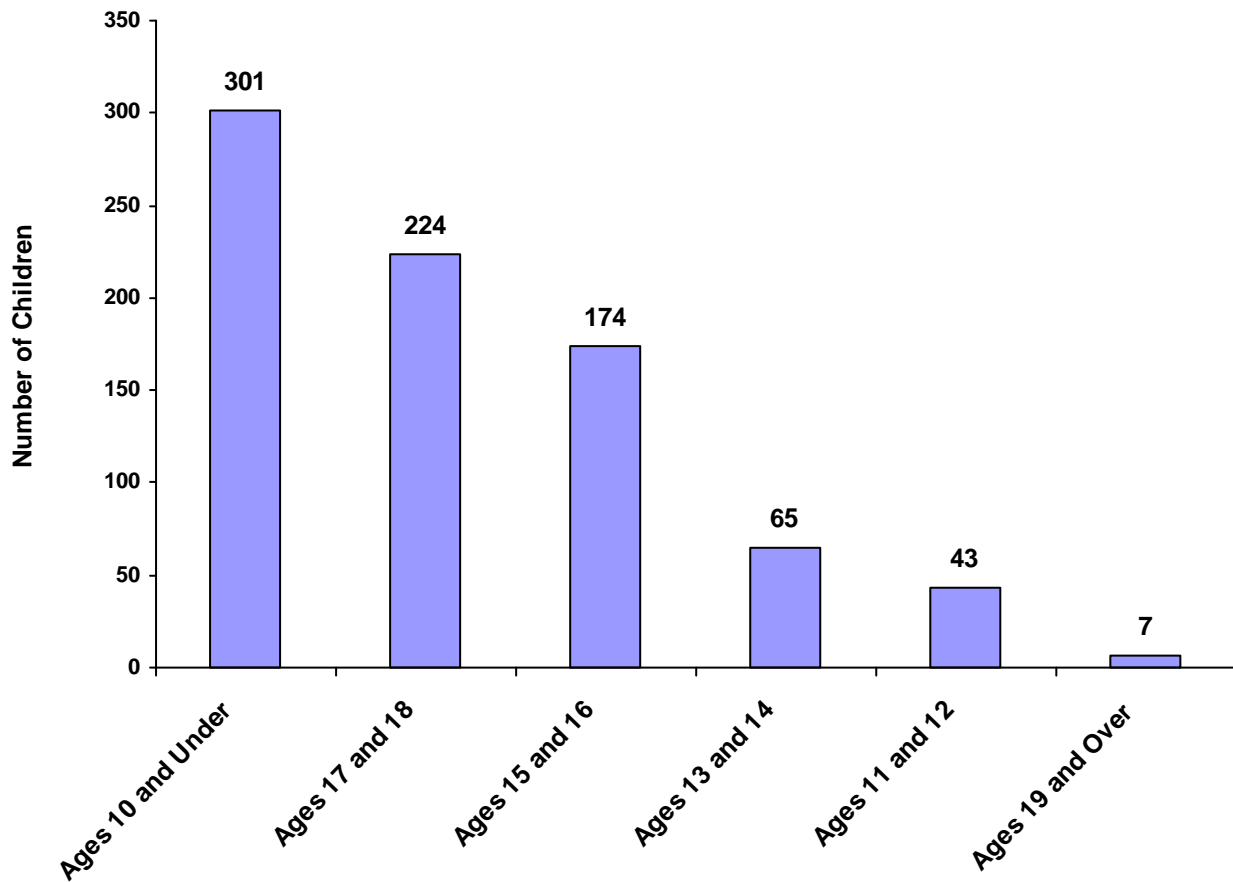


**TENNESSEE COUNCIL OF JUVENILE AND FAMILY COURT JUDGES  
2008 SULLIVAN COUNTY DIV I JUVENILE COURT STATISTICAL DATA**

**Children Referred by Age Group, Race and Sex for CY 2008**

	White Male	African American Male	Other Race Male	White Female	African American Female	Other Race Female	Unknown Race or Sex	Total	% of All Children Referred
Ages 10 and Under	157	0	2	137	0	0	5	301	36.98%
Ages 11 through 12	26	0	0	16	0	0	1	43	5.28%
Ages 13 through 14	41	0	0	23	1	0	0	65	7.99%
Ages 15 through 16	114	0	0	59	0	1	0	174	21.38%
Ages 17 through 18	137	1	1	84	0	0	1	224	27.52%
Ages 19 and Over	4	0	0	3	0	0	0	7	0.86%
<b>Total</b>	<b>479</b>	<b>1</b>	<b>3</b>	<b>322</b>	<b>1</b>	<b>1</b>	<b>7</b>	<b>814</b>	

**Total Children by Age Group**

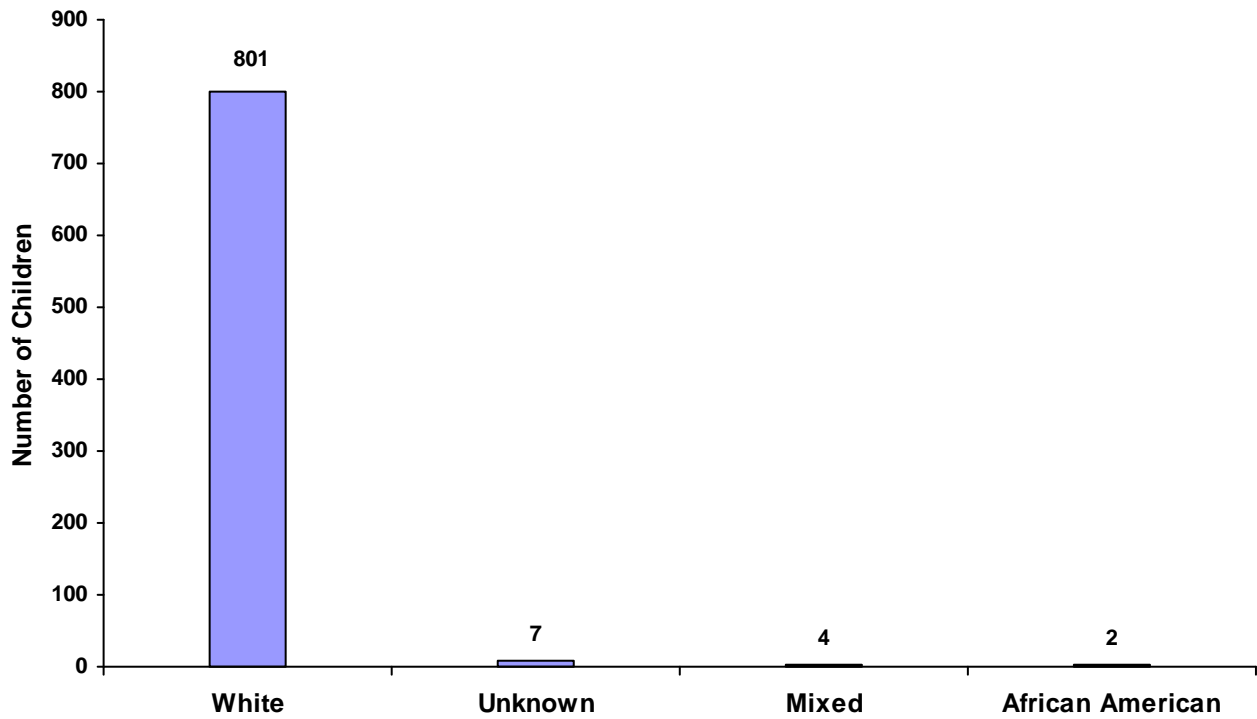


**TENNESSEE COUNCIL OF JUVENILE AND FAMILY COURT JUDGES  
2008 SULLIVAN COUNTY DIV I JUVENILE COURT STATISTICAL DATA**

**Children Referred by Race and Sex for CY 2008**

Race	Male	Female	Unknown	Total
White	479	322	0	801
African American	1	1	0	2
Native American	0	0	0	0
Asian	0	0	0	0
Mixed	3	1	0	4
Unknown	4	3	0	7
<b>Total</b>	<b>487</b>	<b>327</b>	<b>0</b>	<b>814</b>

**Total Children by Race**



**TENNESSEE COUNCIL OF JUVENILE AND FAMILY COURT JUDGES  
2008 SULLIVAN COUNTY DIV I JUVENILE COURT STATISTICAL DATA**

**Children of Hispanic Origin by Race and Sex for CY 2008**

<b>Race</b>	<b>Male</b>	<b>Female</b>	<b>Unknown</b>	<b>Total</b>
<b>White</b>	<b>0</b>	<b>0</b>	<b>0</b>	<b>0</b>
<b>African American</b>	<b>0</b>	<b>0</b>	<b>0</b>	<b>0</b>
<b>Native American</b>	<b>0</b>	<b>0</b>	<b>0</b>	<b>0</b>
<b>Asian</b>	<b>0</b>	<b>0</b>	<b>0</b>	<b>0</b>
<b>Mixed</b>	<b>0</b>	<b>0</b>	<b>0</b>	<b>0</b>
<b>Unknown</b>	<b>0</b>	<b>0</b>	<b>0</b>	<b>0</b>
<b>Total</b>	<b>0</b>	<b>0</b>	<b>0</b>	<b>0</b>

**Total Children of Hispanic Origin by Race**

**TENNESSEE COUNCIL OF JUVENILE AND FAMILY COURT JUDGES  
2008 SULLIVAN COUNTY DIV I JUVENILE COURT STATISTICAL DATA**

**Referrals by Type of Offense, Age Group, Race and Sex for CY 2008**

	White Male	African American Male	Other Race Male	White Female	African American Female	Other Race Female	Unknown Race or Sex	Total
<b>Delinquent</b>								
Ages 10 and Under	2	0	0	0	0	0	0	2
Ages 11 through 12	7	0	0	2	0	0	0	9
Ages 13 through 14	5	0	0	3	2	0	0	10
Ages 15 through 16	62	0	0	18	0	1	0	81
Ages 17 through 18	139	1	2	68	0	0	1	211
Ages 19 and Over	2	0	0	1	0	0	0	3
<b>Total</b>	<b>217</b>	<b>1</b>	<b>2</b>	<b>92</b>	<b>2</b>	<b>1</b>	<b>1</b>	<b>316</b>
<b>Status</b>								
Ages 10 and Under	2	0	0	0	0	0	0	2
Ages 11 through 12	9	0	0	2	0	0	0	11
Ages 13 through 14	14	0	0	8	0	0	0	22
Ages 15 through 16	49	0	0	26	0	0	0	75
Ages 17 through 18	39	0	0	20	0	0	0	59
Ages 19 and Over	0	0	0	0	0	0	0	0
<b>Total</b>	<b>113</b>	<b>0</b>	<b>0</b>	<b>56</b>	<b>0</b>	<b>0</b>	<b>0</b>	<b>169</b>
<b>Dependency and Neglect</b>								
Ages 10 and Under	32	0	1	20	0	0	0	53
Ages 11 through 12	6	0	0	3	0	0	0	9
Ages 13 through 14	4	0	0	1	0	0	0	5
Ages 15 through 16	2	0	0	4	0	0	0	6
Ages 17 through 18	2	0	0	2	0	0	0	4
Ages 19 and Over	0	0	0	0	0	0	0	0
<b>Total</b>	<b>46</b>	<b>0</b>	<b>1</b>	<b>30</b>	<b>0</b>	<b>0</b>	<b>0</b>	<b>77</b>
<b>Other Violations</b>								
Ages 10 and Under	0	0	0	0	0	0	0	0
Ages 11 through 12	0	0	0	0	0	0	0	0
Ages 13 through 14	0	0	0	0	0	0	0	0
Ages 15 through 16	0	0	0	0	0	0	0	0
Ages 17 through 18	0	0	0	0	0	0	0	0
Ages 19 and Over	0	0	0	0	0	0	0	0
<b>Total</b>	<b>0</b>	<b>0</b>	<b>0</b>	<b>0</b>	<b>0</b>	<b>0</b>	<b>0</b>	<b>0</b>

**TENNESSEE COUNCIL OF JUVENILE AND FAMILY COURT JUDGES  
2008 SULLIVAN COUNTY DIV I JUVENILE COURT STATISTICAL DATA**

**Referrals by Type of Offense, Age Group, Race and Sex for CY 2008**

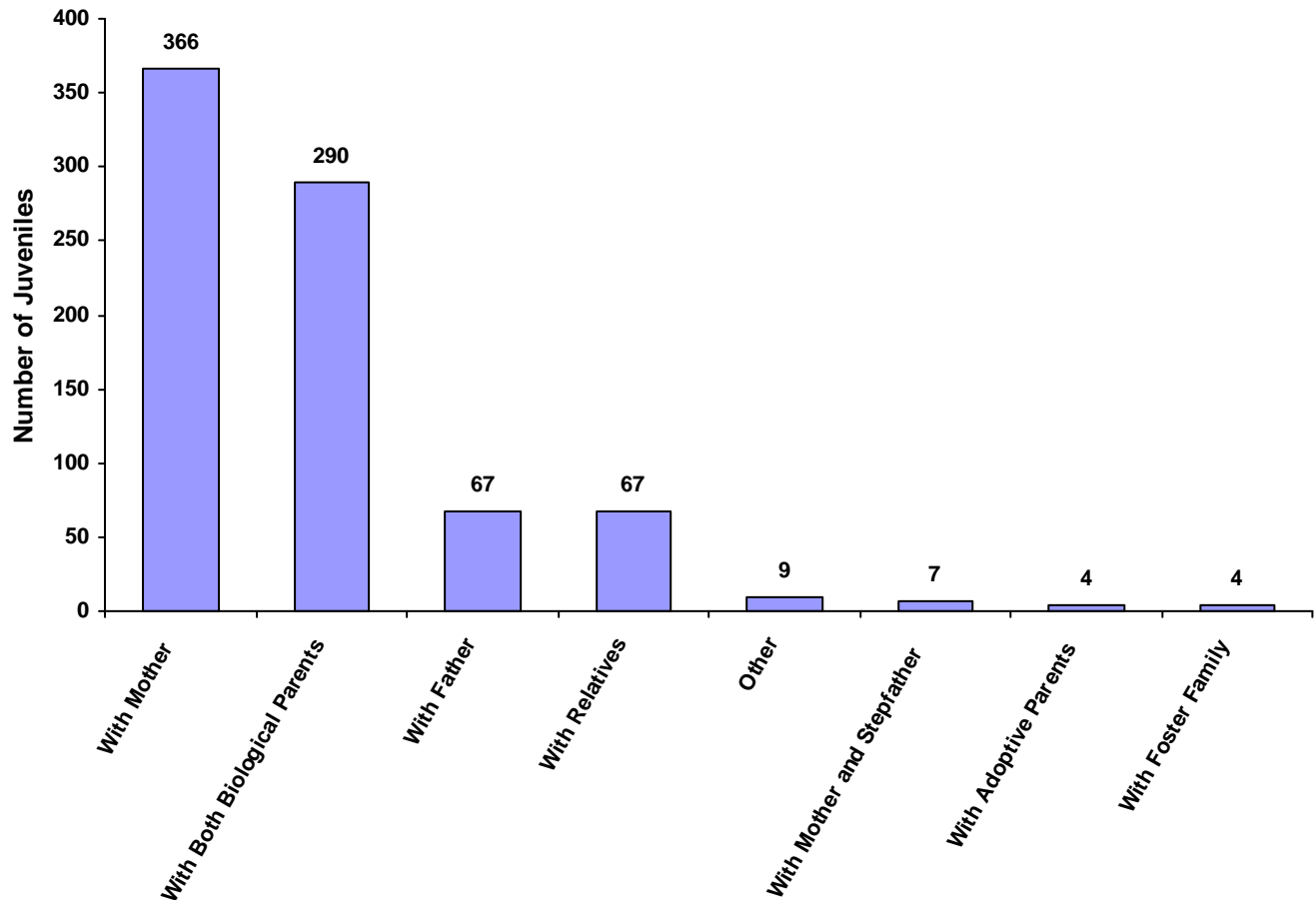
	<b>White Male</b>	<b>African American Male</b>	<b>Other Race Male</b>	<b>White Female</b>	<b>African American Female</b>	<b>Other Race Female</b>	<b>Unknown Race or Sex</b>	<b>Total</b>
<b>Special Proceedings</b>								
Ages 10 and Under	191	0	3	193	0	0	5	<b>392</b>
Ages 11 through 12	26	0	0	23	0	0	1	<b>50</b>
Ages 13 through 14	40	0	0	21	0	0	0	<b>61</b>
Ages 15 through 16	64	0	0	38	0	0	0	<b>102</b>
Ages 17 through 18	48	0	0	34	0	0	0	<b>82</b>
Ages 19 and Over	2	0	0	2	0	0	0	<b>4</b>
<b>Total</b>	<b>371</b>	<b>0</b>	<b>3</b>	<b>311</b>	<b>0</b>	<b>0</b>	<b>6</b>	<b>691</b>
<b>Other</b>								
Ages 10 and Under	1	0	1	2	0	0	0	<b>4</b>
Ages 11 through 12	0	0	0	2	0	0	0	<b>2</b>
Ages 13 through 14	1	0	0	0	0	0	0	<b>1</b>
Ages 15 through 16	0	0	0	0	0	0	0	<b>0</b>
Ages 17 through 18	1	0	0	1	0	0	0	<b>2</b>
Ages 19 and Over	0	0	0	0	0	0	0	<b>0</b>
<b>Total</b>	<b>3</b>	<b>0</b>	<b>1</b>	<b>5</b>	<b>0</b>	<b>0</b>	<b>0</b>	<b>9</b>
<b>Grand Total</b>	<b>750</b>	<b>1</b>	<b>7</b>	<b>494</b>	<b>2</b>	<b>1</b>	<b>7</b>	<b>1,262</b>

**TENNESSEE COUNCIL OF JUVENILE AND FAMILY COURT JUDGES  
2008 SULLIVAN COUNTY DIV I JUVENILE COURT STATISTICAL DATA**

**Living Arrangement of Juveniles by Race and Sex for CY 2008**

	White Male	African American Male	Other Race Male	White Female	African American Female	Other Race Female	Unknown Race or Sex	Total	% of All Children Referred
With Both Biological Parents	193	1	1	94	0	0	1	290	35.63%
With Father and Stepmother	0	0	0	0	0	0	0	0	0.00%
With Mother and Stepfather	4	0	0	3	0	0	0	7	0.86%
With Mother	192	0	2	165	0	1	6	366	44.96%
With Father	40	0	0	27	0	0	0	67	8.23%
With Relatives	37	0	0	30	0	0	0	67	8.23%
With Adoptive Parents	4	0	0	0	0	0	0	4	0.49%
With Foster Family	2	0	0	1	1	0	0	4	0.49%
In a Group Home	0	0	0	0	0	0	0	0	0.00%
In a Residential Center	0	0	0	0	0	0	0	0	0.00%
In an Institution	0	0	0	0	0	0	0	0	0.00%
Independent	0	0	0	0	0	0	0	0	0.00%
Unknown	0	0	0	0	0	0	0	0	0.00%
Other	7	0	0	2	0	0	0	9	1.11%
<b>Totals</b>	<b>479</b>	<b>1</b>	<b>3</b>	<b>322</b>	<b>1</b>	<b>1</b>	<b>7</b>	<b>814</b>	

**Living Arrangement of Juveniles**





**TENNESSEE COUNCIL OF JUVENILE AND FAMILY COURT JUDGES  
2008 SULLIVAN COUNTY DIV I JUVENILE COURT STATISTICAL DATA**

**Last Grade Completed by Children by Race and Sex for CY 2008**

	White Male	African American Male	Other Race Male	White Female	African American Female	Other Race Female	Unknown Race or Sex	Total	% of All Children Referred
Too Young for School	0	0	0	0	0	0	0	0	0.00%
Preschool	0	0	0	0	0	0	0	0	0.00%
Kindergarten	0	0	0	0	0	0	0	0	0.00%
1st Grade	0	0	0	0	0	0	0	0	0.00%
2nd Grade	1	0	0	0	0	0	0	1	0.12%
3rd Grade	0	0	0	0	0	0	0	0	0.00%
4th Grade	2	0	0	1	0	0	0	3	0.37%
5th Grade	4	0	0	2	0	0	0	6	0.74%
6th Grade	3	0	0	3	0	0	0	6	0.74%
7th Grade	9	0	0	3	0	0	0	12	1.47%
8th Grade	9	0	0	6	0	0	0	15	1.84%
9th Grade	18	0	0	14	0	0	0	32	3.93%
10th Grade	14	0	0	16	0	1	0	31	3.81%
11th Grade	12	0	0	7	0	0	0	19	2.33%
12th Grade	1	0	0	2	0	0	0	3	0.37%
Non-Graded Special Ed	0	0	0	0	0	0	0	0	0.00%
GED	0	0	0	0	0	0	0	0	0.00%
Graduated	0	0	0	0	0	0	0	0	0.00%
Never Attended School	0	0	0	0	0	0	0	0	0.00%
Unknown	406	1	3	268	1	0	7	686	84.28%
Other	0	0	0	0	0	0	0	0	0.00%
<b>Totals</b>	<b>479</b>	<b>1</b>	<b>3</b>	<b>322</b>	<b>1</b>	<b>1</b>	<b>7</b>	<b>814</b>	

**Children Enrolled in School**

	Children	% of All Children
Enrolled	422	51.84%
Not Enrolled		
Unknown	392	48.16%
<b>814</b>		

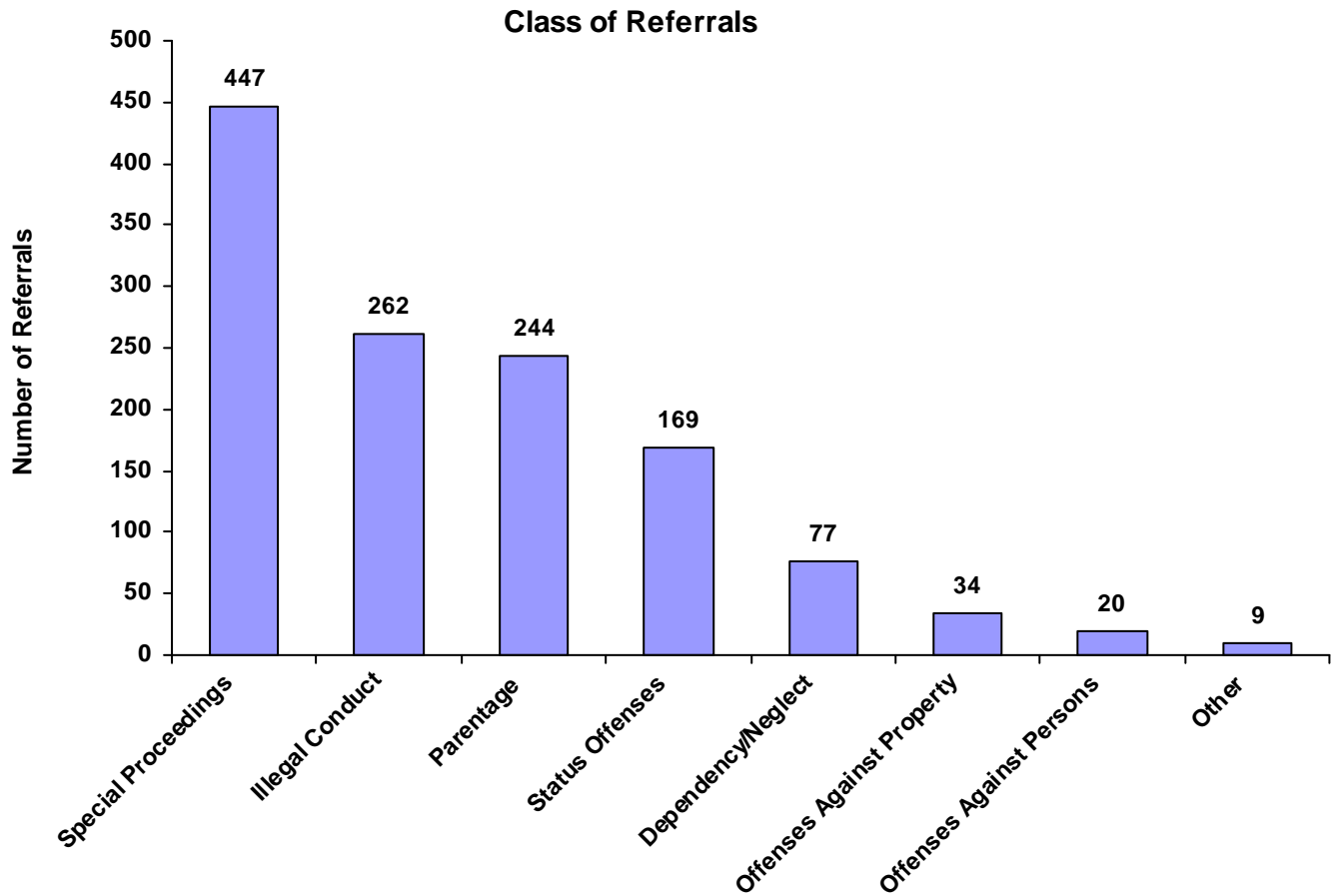
**Children Enrolled in Special Education**

	Children	% of All Children
Enrolled	9	1.11%
Not Enrolled	804	98.77%
Unknown	1	0.12%
<b>814</b>		

**TENNESSEE COUNCIL OF JUVENILE AND FAMILY COURT JUDGES  
2008 SULLIVAN COUNTY DIV I JUVENILE COURT STATISTICAL DATA**

**Class of Referrals by Race and Sex for CY 2008**

	White Male	African American Male	Other Race Male	White Female	African American Female	Other Race Female	Unknown Race or Sex	Total	% of Total Referrals
Offenses Against Persons	16	0	0	4	0	0	0	20	1.58%
Offenses Against Property	27	0	0	7	0	0	0	34	2.69%
Illegal Conduct	174	1	2	81	2	1	1	262	20.76%
Status Offenses	113	0	0	56	0	0	0	169	13.39%
Dependency/Neglect	46	0	1	30	0	0	0	77	6.10%
Other Violation Proceedings	0	0	0	0	0	0	0	0	0.00%
Parentage	130	0	0	108	0	0	6	244	19.33%
Special Proceedings	241	0	3	203	0	0	0	447	35.42%
Other	3	0	1	5	0	0	0	9	0.71%
<b>Totals</b>	<b>750</b>	<b>1</b>	<b>7</b>	<b>494</b>	<b>2</b>	<b>1</b>	<b>7</b>	<b>1,262</b>	



**TENNESSEE COUNCIL OF JUVENILE AND FAMILY COURT JUDGES  
2008 SULLIVAN COUNTY DIV I JUVENILE COURT STATISTICAL DATA**

**Referrals by Class and Type Of Offense by Race and Sex for CY 2008**

	<b>White Male</b>	<b>African American Male</b>	<b>Other Race Male</b>	<b>White Female</b>	<b>African American Female</b>	<b>Other Race Female</b>	<b>Unknown Race or Sex</b>	<b>Total</b>
<b><u>Offenses Against Persons</u></b>								
Assault	11	0	0	4	0	0	0	15
Rape of a Child	3	0	0	0	0	0	0	3
Other Sexual Offenses	1	0	0	0	0	0	0	1
Aggravated Assault	1	0	0	0	0	0	0	1
Criminal Homicide	0	0	0	0	0	0	0	0
1st Degree Murder	0	0	0	0	0	0	0	0
2nd Degree Murder	0	0	0	0	0	0	0	0
Aggravated Rape	0	0	0	0	0	0	0	0
Aggravated Vehicular Homicide	0	0	0	0	0	0	0	0
Esp. Aggravated Robbery	0	0	0	0	0	0	0	0
Esp. Aggravated Kidnapping	0	0	0	0	0	0	0	0
Aggravated Robbery	0	0	0	0	0	0	0	0
Aggravated Kidnapping	0	0	0	0	0	0	0	0
Aggravated Child Abuse / Neglect	0	0	0	0	0	0	0	0
Aggravated Sexual Battery	0	0	0	0	0	0	0	0
Rape	0	0	0	0	0	0	0	0
Voluntary Manslaughter	0	0	0	0	0	0	0	0
Vehicular Homicide	0	0	0	0	0	0	0	0
Sexual Abuse of a Child	0	0	0	0	0	0	0	0
Robbery	0	0	0	0	0	0	0	0
Criminally Negligent Homicide	0	0	0	0	0	0	0	0
Attempted Crime Against a Person	0	0	0	0	0	0	0	0
Reckless Endangerment	0	0	0	0	0	0	0	0
<b>Totals</b>	<b>16</b>	<b>0</b>	<b>0</b>	<b>4</b>	<b>0</b>	<b>0</b>	<b>0</b>	<b>20</b>
<b><u>Offenses Against Property</u></b>								
Theft of Property	7	0	0	3	0	0	0	10
Vandalism	9	0	0	0	0	0	0	9
Burglary	9	0	0	0	0	0	0	9
Aggravated Arson	0	0	0	2	0	0	0	2
Aggravated Burglary	0	0	0	2	0	0	0	2
Forgery	1	0	0	0	0	0	0	1
Illegal Poss/Use of Credit/Debit Cards	1	0	0	0	0	0	0	1
Arson	0	0	0	0	0	0	0	0
Worthless Checks	0	0	0	0	0	0	0	0
Unauthorized Use of a Vehicle	0	0	0	0	0	0	0	0
Cruelty to Animals	0	0	0	0	0	0	0	0
<b>Totals</b>	<b>27</b>	<b>0</b>	<b>0</b>	<b>7</b>	<b>0</b>	<b>0</b>	<b>0</b>	<b>34</b>

**TENNESSEE COUNCIL OF JUVENILE AND FAMILY COURT JUDGES  
2008 SULLIVAN COUNTY DIV I JUVENILE COURT STATISTICAL DATA**

**Referrals by Class and Type Of Offense by Race and Sex for CY 2008**

	White Male	African American Male	Other Race Male	White Female	African American Female	Other Race Female	Unknown Race or Sex	Total
<b><u>Illegal Conduct</u></b>								
Traffic	134	1	2	75	0	0	1	213
Other Drug Offenses	16	0	0	2	0	0	0	18
Public Intoxication	5	0	0	2	0	0	0	7
Filing a False Police Report	2	0	0	2	2	0	0	6
Possession of Controlled Substances	4	0	0	0	0	1	0	5
Violation of Wildlife Regulations	3	0	0	0	0	0	0	3
Unlawful Carrying / Poss of a Weapon	2	0	0	0	0	0	0	2
Evading Arrest	2	0	0	0	0	0	0	2
Disorderly Conduct	2	0	0	0	0	0	0	2
Carrying Weapons on School Property	1	0	0	0	0	0	0	1
Driving Under Influence (DUI)	1	0	0	0	0	0	0	1
Criminal Trespass	1	0	0	0	0	0	0	1
Violation of Probation	1	0	0	0	0	0	0	1
Sale of Controlled Substances	0	0	0	0	0	0	0	0
Criminal Attempt	0	0	0	0	0	0	0	0
Escape	0	0	0	0	0	0	0	0
Possession/Consumption of Alcohol	0	0	0	0	0	0	0	0
Resist Stop/Frisk/Halt/Arrest/Search	0	0	0	0	0	0	0	0
Aggravated Criminal Trespass	0	0	0	0	0	0	0	0
Harassment	0	0	0	0	0	0	0	0
Failure to Appear	0	0	0	0	0	0	0	0
Criminal Impersonation	0	0	0	0	0	0	0	0
Gambling	0	0	0	0	0	0	0	0
Local Ordinances	0	0	0	0	0	0	0	0
Contempt of Court	0	0	0	0	0	0	0	0
Violation of Aftercare	0	0	0	0	0	0	0	0
<b>Totals</b>	<b>174</b>	<b>1</b>	<b>2</b>	<b>81</b>	<b>2</b>	<b>1</b>	<b>1</b>	<b>262</b>
<b><u>Status Offenses</u></b>								
Truancy	46	0	0	31	0	0	0	77
Possession of Tobacco Products	43	0	0	10	0	0	0	53
Unruly Behavior	22	0	0	14	0	0	0	36
Violation of a Valid Court Order	1	0	0	1	0	0	0	2
Violation of Curfew	1	0	0	0	0	0	0	1
In-State Runaway	0	0	0	0	0	0	0	0
Out-of-State Runaway	0	0	0	0	0	0	0	0
<b>Totals</b>	<b>113</b>	<b>0</b>	<b>0</b>	<b>56</b>	<b>0</b>	<b>0</b>	<b>0</b>	<b>169</b>
<b><u>Dependency/Neglect</u></b>								
Dependency / Neglect	42	0	1	27	0	0	0	70
Termination of Parental Rights	3	0	0	2	0	0	0	5
Physically Abused Child	1	0	0	1	0	0	0	2
Sexually Abused Child	0	0	0	0	0	0	0	0
<b>Totals</b>	<b>46</b>	<b>0</b>	<b>1</b>	<b>30</b>	<b>0</b>	<b>0</b>	<b>0</b>	<b>77</b>

**TENNESSEE COUNCIL OF JUVENILE AND FAMILY COURT JUDGES  
2008 SULLIVAN COUNTY DIV I JUVENILE COURT STATISTICAL DATA**

**Referrals by Class and Type Of Offense by Race and Sex for CY 2008**

	White Male	African American Male	Other Race Male	White Female	African American Female	Other Race Female	Unknown Race or Sex	Total
<b><u>Other Violation Proceedings</u></b>								
Violation of Pretrial Diversion	0	0	0	0	0	0	0	0
Violation of Informal Adjustment	0	0	0	0	0	0	0	0
<b>Totals</b>	<b>0</b>	<b>0</b>	<b>0</b>	<b>0</b>	<b>0</b>	<b>0</b>	<b>0</b>	<b>0</b>
<b><u>Parentage</u></b>								
Child Support	46	0	0	39	0	0	0	85
Custody	37	0	0	38	0	0	0	75
Paternity / Legitimation	41	0	0	26	0	0	5	72
Visitation	6	0	0	5	0	0	1	12
<b>Totals</b>	<b>130</b>	<b>0</b>	<b>0</b>	<b>108</b>	<b>0</b>	<b>0</b>	<b>6</b>	<b>244</b>
<b><u>Special Proceedings</u></b>								
Judicial Review	241	0	3	203	0	0	0	447
Administrative Review	0	0	0	0	0	0	0	0
Foster Care Review	0	0	0	0	0	0	0	0
Request for Medical Treatment	0	0	0	0	0	0	0	0
Consent to Marry	0	0	0	0	0	0	0	0
<b>Totals</b>	<b>241</b>	<b>0</b>	<b>3</b>	<b>203</b>	<b>0</b>	<b>0</b>	<b>0</b>	<b>447</b>
<b><u>Other</u></b>								
Other	3	0	1	5	0	0	0	9
<b>Totals</b>	<b>3</b>	<b>0</b>	<b>1</b>	<b>5</b>	<b>0</b>	<b>0</b>	<b>0</b>	<b>9</b>
<b>All Referral Totals</b>	<b>750</b>	<b>1</b>	<b>7</b>	<b>494</b>	<b>2</b>	<b>1</b>	<b>7</b>	<b>1,262</b>

**TENNESSEE COUNCIL OF JUVENILE AND FAMILY COURT JUDGES  
2008 SULLIVAN COUNTY DIV I JUVENILE COURT STATISTICAL DATA**

**Referral Reasons by Type of Offense, Race and Sex for CY 2008**

	White Male	African American Male	Other Race Male	White Female	African American Female	Other Race Female	Unknown Race or Sex	Total
<b>Delinquent</b>								
Traffic	134	1	2	75	0	0	1	213
Other Drug Offenses	16	0	0	2	0	0	0	18
Assault	11	0	0	4	0	0	0	15
Theft of Property	7	0	0	3	0	0	0	10
Vandalism	9	0	0	0	0	0	0	9
Burglary	9	0	0	0	0	0	0	9
Public Intoxication	5	0	0	2	0	0	0	7
Filing a False Police Report	2	0	0	2	2	0	0	6
Possession of Controlled Substances	4	0	0	0	0	1	0	5
Rape of a Child	3	0	0	0	0	0	0	3
Violation of Wildlife Regulations	3	0	0	0	0	0	0	3
Aggravated Arson	0	0	0	2	0	0	0	2
Aggravated Burglary	0	0	0	2	0	0	0	2
Unlawful Carrying / Poss of a Weapon	2	0	0	0	0	0	0	2
Evading Arrest	2	0	0	0	0	0	0	2
Disorderly Conduct	2	0	0	0	0	0	0	2
Other Sexual Offenses	1	0	0	0	0	0	0	1
Aggravated Assault	1	0	0	0	0	0	0	1
Forgery	1	0	0	0	0	0	0	1
Illegal Poss/Use of Credit/Debit Cards	1	0	0	0	0	0	0	1
Carrying Weapons on School Property	1	0	0	0	0	0	0	1
Driving Under Influence (DUI)	1	0	0	0	0	0	0	1
Criminal Trespass	1	0	0	0	0	0	0	1
Violation of Probation	1	0	0	0	0	0	0	1
Criminal Homicide	0	0	0	0	0	0	0	0
1st Degree Murder	0	0	0	0	0	0	0	0
2nd Degree Murder	0	0	0	0	0	0	0	0
Aggravated Rape	0	0	0	0	0	0	0	0
Aggravated Vehicular Homicide	0	0	0	0	0	0	0	0
Esp. Aggravated Robbery	0	0	0	0	0	0	0	0
Esp. Aggravated Kidnapping	0	0	0	0	0	0	0	0
Aggravated Robbery	0	0	0	0	0	0	0	0
Aggravated Kidnapping	0	0	0	0	0	0	0	0
Aggravated Child Abuse / Neglect	0	0	0	0	0	0	0	0
Aggravated Sexual Battery	0	0	0	0	0	0	0	0
Rape	0	0	0	0	0	0	0	0
Voluntary Manslaughter	0	0	0	0	0	0	0	0
Vehicular Homicide	0	0	0	0	0	0	0	0
Sexual Abuse of a Child	0	0	0	0	0	0	0	0
Robbery	0	0	0	0	0	0	0	0
Criminally Negligent Homicide	0	0	0	0	0	0	0	0
Attempted Crime Against a Person	0	0	0	0	0	0	0	0
Reckless Endangerment	0	0	0	0	0	0	0	0
Arson	0	0	0	0	0	0	0	0
Worthless Checks	0	0	0	0	0	0	0	0
Unauthorized Use of a Vehicle	0	0	0	0	0	0	0	0
Cruelty to Animals	0	0	0	0	0	0	0	0
Sale of Controlled Substances	0	0	0	0	0	0	0	0
Criminal Attempt	0	0	0	0	0	0	0	0
Escape	0	0	0	0	0	0	0	0
Possession/Consumption of Alcohol	0	0	0	0	0	0	0	0
Resist Stop/Frisk/Halt/Arrest/Search	0	0	0	0	0	0	0	0

**TENNESSEE COUNCIL OF JUVENILE AND FAMILY COURT JUDGES  
2008 SULLIVAN COUNTY DIV I JUVENILE COURT STATISTICAL DATA**

**Referral Reasons by Type of Offense, Race and Sex for CY 2008**

	White Male	African American Male	Other Race Male	White Female	African American Female	Other Race Female	Unknown Race or Sex	Total
<b><u>Delinquent</u></b>								
Aggravated Criminal Trespass	0	0	0	0	0	0	0	0
Harassment	0	0	0	0	0	0	0	0
Failure to Appear	0	0	0	0	0	0	0	0
Criminal Impersonation	0	0	0	0	0	0	0	0
Gambling	0	0	0	0	0	0	0	0
Local Ordinances	0	0	0	0	0	0	0	0
Contempt of Court	0	0	0	0	0	0	0	0
Violation of Aftercare	0	0	0	0	0	0	0	0
<b>Totals</b>	217	1	2	92	2	1	1	316
<b><u>Status</u></b>								
Truancy	46	0	0	31	0	0	0	77
Possession of Tobacco Products	43	0	0	10	0	0	0	53
Unruly Behavior	22	0	0	14	0	0	0	36
Violation of a Valid Court Order	1	0	0	1	0	0	0	2
Violation of Curfew	1	0	0	0	0	0	0	1
In-State Runaway	0	0	0	0	0	0	0	0
Out-of-State Runaway	0	0	0	0	0	0	0	0
<b>Totals</b>	113	0	0	56	0	0	0	169
<b><u>Dependency and Neglect</u></b>								
Dependency / Neglect	42	0	1	27	0	0	0	70
Termination of Parental Rights	3	0	0	2	0	0	0	5
Physically Abused Child	1	0	0	1	0	0	0	2
Sexually Abused Child	0	0	0	0	0	0	0	0
<b>Totals</b>	46	0	1	30	0	0	0	77
<b><u>Other Violations</u></b>								
Violation of Pretrial Diversion	0	0	0	0	0	0	0	0
Violation of Informal Adjustment	0	0	0	0	0	0	0	0
<b>Totals</b>	0	0	0	0	0	0	0	0
<b><u>Special Proceedings</u></b>								
Judicial Review	241	0	3	203	0	0	0	447
Child Support	46	0	0	39	0	0	0	85
Custody	37	0	0	38	0	0	0	75
Paternity / Legitimation	41	0	0	26	0	0	5	72
Visitation	6	0	0	5	0	0	1	12
Administrative Review	0	0	0	0	0	0	0	0
Foster Care Review	0	0	0	0	0	0	0	0
Request for Medical Treatment	0	0	0	0	0	0	0	0
Consent to Marry	0	0	0	0	0	0	0	0
<b>Totals</b>	371	0	3	311	0	0	6	691
<b><u>Other</u></b>								
Other	3	0	1	5	0	0	0	9
<b>Totals</b>	3	0	1	5	0	0	0	9
<b>All Referral Totals</b>	750	1	7	494	2	1	7	1,262

**TENNESSEE COUNCIL OF JUVENILE AND FAMILY COURT JUDGES  
2008 SULLIVAN COUNTY DIV I JUVENILE COURT STATISTICAL DATA**

**Top 4 Referral Reasons by Race and Sex for CY 2008**

<b>Sex</b>	<b>Race</b>	<b>Referral Reason</b>	<b>Total</b>
<b>Male</b>			
	White	1. Judicial Review	<b>241</b>
		2. Traffic	<b>134</b>
		3. Truancy	<b>46</b>
		4. Child Support	<b>46</b>
	African American	1. Traffic	<b>1</b>
	Other Race	1. Judicial Review	<b>3</b>
		2. Traffic	<b>2</b>
		3. Dependency / Neglect	<b>1</b>
		4. Other	<b>1</b>
<b>Female</b>			
	White	1. Judicial Review	<b>203</b>
		2. Traffic	<b>75</b>
		3. Child Support	<b>39</b>
		4. Custody	<b>38</b>
	African American	1. Filing a False Police Report	<b>2</b>
	Other Race	1. Possession of Controlled Substances	<b>1</b>
<b>Unknown</b>			
	Unknown	1. Paternity / Legitimation	<b>5</b>
		2. Visitation	<b>1</b>
		3. Traffic	<b>1</b>



**TENNESSEE COUNCIL OF JUVENILE AND FAMILY COURT JUDGES  
2008 SULLIVAN COUNTY DIV I JUVENILE COURT STATISTICAL DATA**

**Top 4 Referral Reasons by Race and Sex and by Type of Offense for CY 2008**

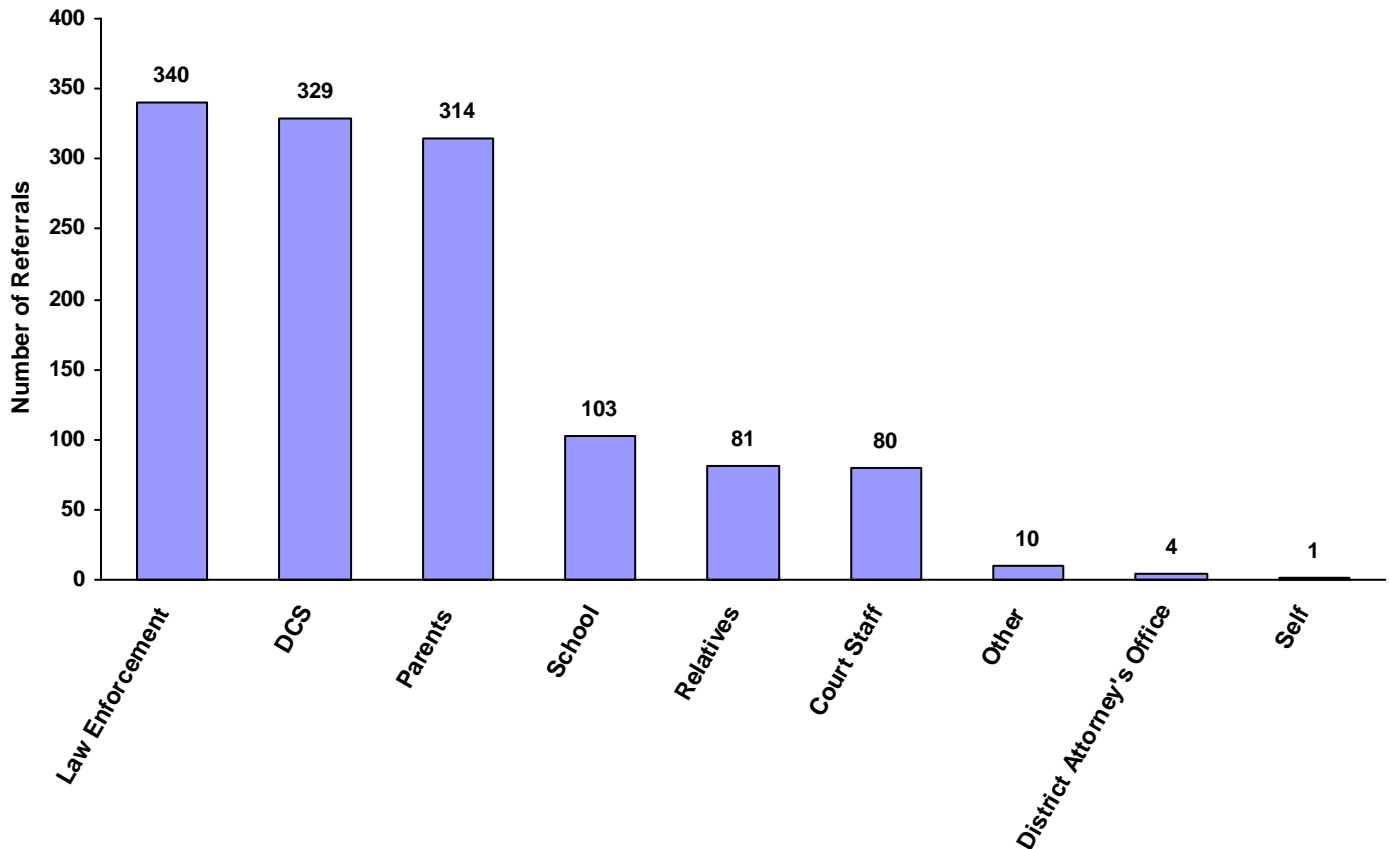
<b>Sex</b>	<b>Race</b>	<b>Referral Type</b>	<b>Referral Reason</b>	<b>Total</b>
Male	White	Delinquent	1. Traffic	134
			2. Other Drug Offenses	16
			3. Assault	11
			4. Burglary	9
		Status	1. Truancy	46
			2. Possession of Tobacco Products	43
			3. Unruly Behavior	22
		Dependency and Neglect	4. Violation of a Valid Court Order	1
			1. Dependency / Neglect	42
			2. Termination of Parental Rights	3
		Special Proceedings	3. Physically Abused Child	1
			1. Judicial Review	241
			2. Child Support	46
			3. Paternity / Legitimation	41
		Other	4. Custody	37
			1. Other	3
Male	African American	Delinquent	1. Traffic	1
Male	Other Race	Delinquent	1. Traffic	2
			Dependency and Neglect	1. Dependency / Neglect
		Special Proceedings	1. Judicial Review	3
			Other	1. Other
Female	White	Delinquent	1. Traffic	75
			2. Assault	4
			3. Theft of Property	3
			4. Public Intoxication	2
		Status	1. Truancy	31
			2. Unruly Behavior	14
			3. Possession of Tobacco Products	10
		Dependency and Neglect	4. Violation of a Valid Court Order	1
			1. Dependency / Neglect	27
			2. Termination of Parental Rights	2
		Special Proceedings	3. Physically Abused Child	1
			1. Judicial Review	203
			2. Child Support	39
			3. Custody	38
		Other	4. Paternity / Legitimation	26
			1. Other	5
Female	African American	Delinquent	1. Filing a False Police Report	2
Female	Other Race	Delinquent	1. Possession of Controlled Substances	1
Unknown	Unknown	Delinquent	1. Traffic	1
			Special Proceedings	1. Paternity / Legitimation
			2. Visitation	1

**TENNESSEE COUNCIL OF JUVENILE AND FAMILY COURT JUDGES  
2008 SULLIVAN COUNTY DIV I JUVENILE COURT STATISTICAL DATA**

**Source of Referrals by Race and Sex for CY 2008**

	White Male	African American Male	Other Race Male	White Female	African American Female	Other Race Female	Unknown Race or Sex	Total	% of Total Referrals
Law Enforcement	235	1	2	98	2	1	1	340	26.94%
Parents	160	0	1	147	0	0	6	314	24.88%
Relatives	40	0	0	41	0	0	0	81	6.42%
Self	0	0	0	1	0	0	0	1	0.08%
School	68	0	0	35	0	0	0	103	8.16%
CSA	0	0	0	0	0	0	0	0	0.00%
DCS	192	0	4	133	0	0	0	329	26.07%
Other State Department	0	0	0	0	0	0	0	0	0.00%
District Attorney's Office	2	0	0	2	0	0	0	4	0.32%
Court Staff	45	0	0	35	0	0	0	80	6.34%
Social Agency	0	0	0	0	0	0	0	0	0.00%
Other Court	0	0	0	0	0	0	0	0	0.00%
Victim	0	0	0	0	0	0	0	0	0.00%
Child & Parent	0	0	0	0	0	0	0	0	0.00%
Hospital	0	0	0	0	0	0	0	0	0.00%
Unknown	0	0	0	0	0	0	0	0	0.00%
Other	8	0	0	2	0	0	0	10	0.79%
<b>Totals</b>	<b>750</b>	<b>1</b>	<b>7</b>	<b>494</b>	<b>2</b>	<b>1</b>	<b>7</b>	<b>1,262</b>	

**Total Source of Referrals**



**TENNESSEE COUNCIL OF JUVENILE AND FAMILY COURT JUDGES  
2008 SULLIVAN COUNTY DIV I JUVENILE COURT STATISTICAL DATA**

**Six Most Frequent Referral Reasons by Source, Race and Sex for CY 2008**

	White Male	African American Male	Other Race Male	White Female	African American Female	Other Race Female	Unknown Race or Sex	Total
<b><u>Law Enforcement</u></b>								
1. Traffic	134	1	2	75	0	0	1	213
2. Possession of Tobacco Products	21	0	0	6	0	0	0	27
3. Other Drug Offenses	16	0	0	2	0	0	0	18
4. Assault	9	0	0	4	0	0	0	13
5. Theft of Property	7	0	0	3	0	0	0	10
6. Burglary	9	0	0	0	0	0	0	9
<b><u>Parents</u></b>								
1. Judicial Review	44	0	0	54	0	0	0	98
2. Paternity / Legitimation	41	0	0	25	0	0	5	71
3. Child Support	28	0	0	22	0	0	0	50
4. Custody	16	0	0	23	0	0	0	39
5. Unruly Behavior	21	0	0	13	0	0	0	34
6. Visitation	6	0	0	5	0	0	1	12
<b><u>Relatives</u></b>								
1. Custody	17	0	0	15	0	0	0	32
2. Dependency / Neglect	16	0	0	8	0	0	0	24
3. Judicial Review	3	0	0	9	0	0	0	12
4. Child Support	3	0	0	7	0	0	0	10
5. Unruly Behavior	1	0	0	1	0	0	0	2
6. Paternity / Legitimation	0	0	0	1	0	0	0	1
<b><u>Self</u></b>								
1. Dependency / Neglect	0	0	0	1	0	0	0	1
2. NO REFERRAL SUBMITTED	0	0	0	0	0	0	0	0
<b><u>School</u></b>								
1. Truancy	46	0	0	31	0	0	0	77
2. Possession of Tobacco Products	22	0	0	4	0	0	0	26
3. NO REFERRAL SUBMITTED	0	0	0	0	0	0	0	0
<b><u>Community Service Agencies</u></b>								
1. NO REFERRAL SUBMITTED	0	0	0	0	0	0	0	0
<b><u>Department of Children's Services</u></b>								
1. Judicial Review	151	0	3	106	0	0	0	260
2. Dependency / Neglect	21	0	1	13	0	0	0	35
3. Child Support	15	0	0	10	0	0	0	25
4. Termination of Parental Rights	2	0	0	2	0	0	0	4
5. Custody	2	0	0	0	0	0	0	2
6. Physically Abused Child	1	0	0	1	0	0	0	2
<b><u>Other State Department</u></b>								
1. NO REFERRAL SUBMITTED	0	0	0	0	0	0	0	0

**TENNESSEE COUNCIL OF JUVENILE AND FAMILY COURT JUDGES  
2008 SULLIVAN COUNTY DIV I JUVENILE COURT STATISTICAL DATA**

**Six Most Frequent Referral Reasons by Source, Race and Sex for CY 2008**

	White Male	African American Male	Other Race Male	White Female	African American Female	Other Race Female	Unknown Race or Sex	Total
<b><u>District Attorney's Office</u></b>								
1. Other	2	0	0	2	0	0	0	4
2. NO REFERRAL SUBMITTED	0	0	0	0	0	0	0	0
<b><u>Court Staff</u></b>								
1. Judicial Review	43	0	0	34	0	0	0	77
2. Violation of a Valid Court Order	1	0	0	1	0	0	0	2
3. Violation of Probation	1	0	0	0	0	0	0	1
4. NO REFERRAL SUBMITTED	0	0	0	0	0	0	0	0
<b><u>Social Agency</u></b>								
1. NO REFERRAL SUBMITTED	0	0	0	0	0	0	0	0
<b><u>Other Court</u></b>								
1. NO REFERRAL SUBMITTED	0	0	0	0	0	0	0	0
<b><u>Victim</u></b>								
1. NO REFERRAL SUBMITTED	0	0	0	0	0	0	0	0
<b><u>Child &amp; Parent</u></b>								
1. NO REFERRAL SUBMITTED	0	0	0	0	0	0	0	0
<b><u>Hospital</u></b>								
1. NO REFERRAL SUBMITTED	0	0	0	0	0	0	0	0
<b><u>Unknown</u></b>								
1. NO REFERRAL SUBMITTED	0	0	0	0	0	0	0	0
<b><u>Other</u></b>								
1. Dependency / Neglect	1	0	0	2	0	0	0	3
2. Assault	2	0	0	0	0	0	0	2
3. Custody	2	0	0	0	0	0	0	2
4. Public Intoxication	1	0	0	0	0	0	0	1
5. Termination of Parental Rights	1	0	0	0	0	0	0	1
6. Vandalism	1	0	0	0	0	0	0	1

**TENNESSEE COUNCIL OF JUVENILE AND FAMILY COURT JUDGES  
2008 SULLIVAN COUNTY DIV I JUVENILE COURT STATISTICAL DATA**

**Source of Referrals by Type of Offense, Race and Sex for CY 2008**

	White Male	African American Male	Other Race Male	White Female	African American Female	Other Race Female	Unknown Race or Sex	Total
<b><u>Delinquent</u></b>								
Law Enforcement	212	1	2	92	2	1	1	311
Other	4	0	0	0	0	0	0	4
Court Staff	1	0	0	0	0	0	0	1
Child & Parent	0	0	0	0	0	0	0	0
CSA	0	0	0	0	0	0	0	0
DCS	0	0	0	0	0	0	0	0
District Attorney's Office	0	0	0	0	0	0	0	0
Hospital	0	0	0	0	0	0	0	0
Other Court	0	0	0	0	0	0	0	0
Other State Department	0	0	0	0	0	0	0	0
Parents	0	0	0	0	0	0	0	0
Relatives	0	0	0	0	0	0	0	0
School	0	0	0	0	0	0	0	0
Self	0	0	0	0	0	0	0	0
Social Agency	0	0	0	0	0	0	0	0
Unknown	0	0	0	0	0	0	0	0
Victim	0	0	0	0	0	0	0	0
<b>Totals</b>	<b>217</b>	<b>1</b>	<b>2</b>	<b>92</b>	<b>2</b>	<b>1</b>	<b>1</b>	<b>316</b>

<b><u>Status/Unruly</u></b>								
School	68	0	0	35	0	0	0	103
Parents	21	0	0	13	0	0	0	34
Law Enforcement	22	0	0	6	0	0	0	28
Court Staff	1	0	0	1	0	0	0	2
Relatives	1	0	0	1	0	0	0	2
Child & Parent	0	0	0	0	0	0	0	0
CSA	0	0	0	0	0	0	0	0
DCS	0	0	0	0	0	0	0	0
District Attorney's Office	0	0	0	0	0	0	0	0
Hospital	0	0	0	0	0	0	0	0
Other	0	0	0	0	0	0	0	0
Other Court	0	0	0	0	0	0	0	0
Other State Department	0	0	0	0	0	0	0	0
Self	0	0	0	0	0	0	0	0
Social Agency	0	0	0	0	0	0	0	0
Unknown	0	0	0	0	0	0	0	0
Victim	0	0	0	0	0	0	0	0
<b>Totals</b>	<b>113</b>	<b>0</b>	<b>0</b>	<b>56</b>	<b>0</b>	<b>0</b>	<b>0</b>	<b>169</b>

**TENNESSEE COUNCIL OF JUVENILE AND FAMILY COURT JUDGES  
2008 SULLIVAN COUNTY DIV I JUVENILE COURT STATISTICAL DATA**

**Source of Referrals by Type of Offense, Race and Sex for CY 2008**

	White Male	African American Male	Other Race Male	White Female	African American Female	Other Race Female	Unknown Race or Sex	Total
<b><u>Dependency and Neglect</u></b>								
DCS	24	0	1	16	0	0	0	41
Relatives	16	0	0	8	0	0	0	24
Parents	4	0	0	3	0	0	0	7
Other	2	0	0	2	0	0	0	4
Self	0	0	0	1	0	0	0	1
Child & Parent	0	0	0	0	0	0	0	0
Court Staff	0	0	0	0	0	0	0	0
CSA	0	0	0	0	0	0	0	0
District Attorney's Office	0	0	0	0	0	0	0	0
Hospital	0	0	0	0	0	0	0	0
Law Enforcement	0	0	0	0	0	0	0	0
Other Court	0	0	0	0	0	0	0	0
Other State Department	0	0	0	0	0	0	0	0
School	0	0	0	0	0	0	0	0
Social Agency	0	0	0	0	0	0	0	0
Unknown	0	0	0	0	0	0	0	0
Victim	0	0	0	0	0	0	0	0
<b>Totals</b>	<b>46</b>	<b>0</b>	<b>1</b>	<b>30</b>	<b>0</b>	<b>0</b>	<b>0</b>	<b>77</b>

<b><u>Other Violations</u></b>								
Child & Parent	0	0	0	0	0	0	0	0
Court Staff	0	0	0	0	0	0	0	0
CSA	0	0	0	0	0	0	0	0
DCS	0	0	0	0	0	0	0	0
District Attorney's Office	0	0	0	0	0	0	0	0
Hospital	0	0	0	0	0	0	0	0
Law Enforcement	0	0	0	0	0	0	0	0
Other	0	0	0	0	0	0	0	0
Other Court	0	0	0	0	0	0	0	0
Other State Department	0	0	0	0	0	0	0	0
Parents	0	0	0	0	0	0	0	0
Relatives	0	0	0	0	0	0	0	0
School	0	0	0	0	0	0	0	0
Self	0	0	0	0	0	0	0	0
Social Agency	0	0	0	0	0	0	0	0
Unknown	0	0	0	0	0	0	0	0
Victim	0	0	0	0	0	0	0	0
<b>Totals</b>	<b>0</b>	<b>0</b>	<b>0</b>	<b>0</b>	<b>0</b>	<b>0</b>	<b>0</b>	<b>0</b>

**TENNESSEE COUNCIL OF JUVENILE AND FAMILY COURT JUDGES  
2008 SULLIVAN COUNTY DIV I JUVENILE COURT STATISTICAL DATA**

**Source of Referrals by Type of Offense, Race and Sex for CY 2008**

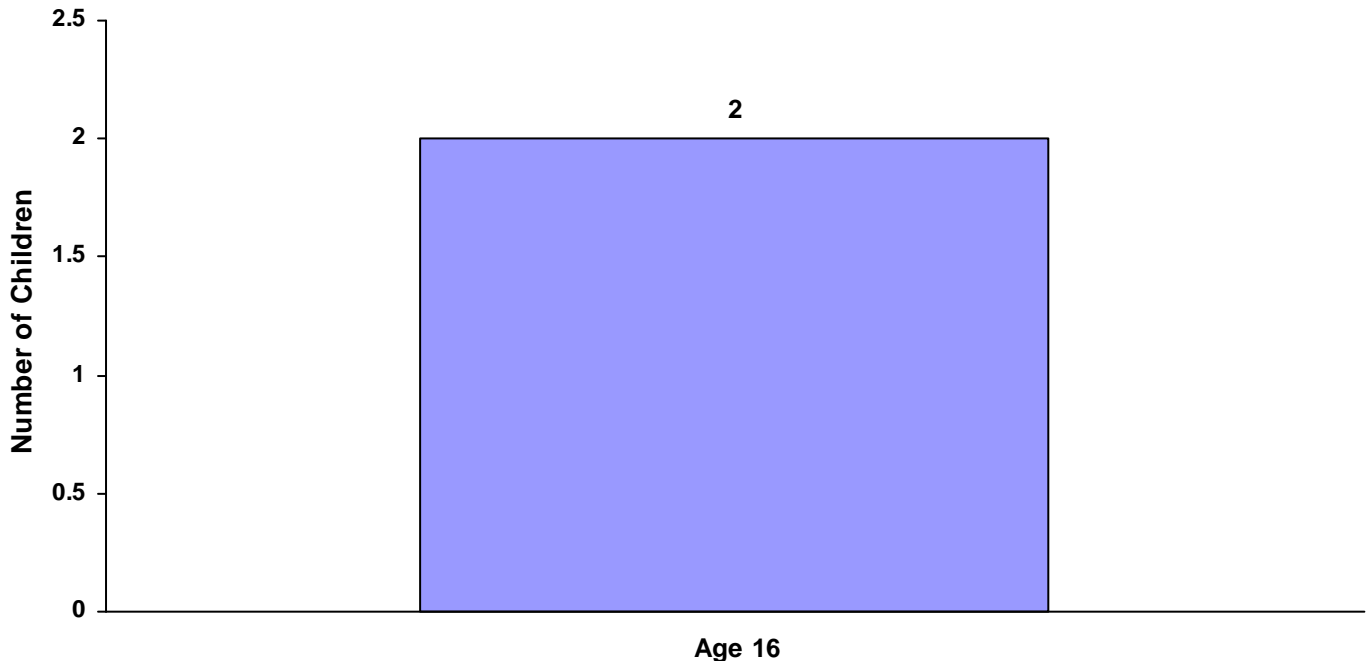
	White Male	African American Male	Other Race Male	White Female	African American Female	Other Race Female	Unknown Race or Sex	Total
<b><u>Special Proceedings</u></b>								
DCS	168	0	3	116	0	0	0	287
Parents	135	0	0	129	0	0	6	270
Court Staff	43	0	0	34	0	0	0	77
Relatives	23	0	0	32	0	0	0	55
Other	2	0	0	0	0	0	0	2
Child & Parent	0	0	0	0	0	0	0	0
CSA	0	0	0	0	0	0	0	0
District Attorney's Office	0	0	0	0	0	0	0	0
Hospital	0	0	0	0	0	0	0	0
Law Enforcement	0	0	0	0	0	0	0	0
Other Court	0	0	0	0	0	0	0	0
Other State Department	0	0	0	0	0	0	0	0
School	0	0	0	0	0	0	0	0
Self	0	0	0	0	0	0	0	0
Social Agency	0	0	0	0	0	0	0	0
Unknown	0	0	0	0	0	0	0	0
Victim	0	0	0	0	0	0	0	0
<b>Totals</b>	<b>371</b>	<b>0</b>	<b>3</b>	<b>311</b>	<b>0</b>	<b>0</b>	<b>6</b>	<b>691</b>
<b><u>Other</u></b>								
District Attorney's Office	2	0	0	2	0	0	0	4
Parents	0	0	1	2	0	0	0	3
DCS	0	0	0	1	0	0	0	1
Law Enforcement	1	0	0	0	0	0	0	1
Child & Parent	0	0	0	0	0	0	0	0
Court Staff	0	0	0	0	0	0	0	0
CSA	0	0	0	0	0	0	0	0
Hospital	0	0	0	0	0	0	0	0
Other	0	0	0	0	0	0	0	0
Other Court	0	0	0	0	0	0	0	0
Other State Department	0	0	0	0	0	0	0	0
Relatives	0	0	0	0	0	0	0	0
School	0	0	0	0	0	0	0	0
Self	0	0	0	0	0	0	0	0
Social Agency	0	0	0	0	0	0	0	0
Unknown	0	0	0	0	0	0	0	0
Victim	0	0	0	0	0	0	0	0
<b>Totals</b>	<b>3</b>	<b>0</b>	<b>1</b>	<b>5</b>	<b>0</b>	<b>0</b>	<b>0</b>	<b>9</b>
<b>All Referral Source Totals</b>	<b>750</b>	<b>1</b>	<b>7</b>	<b>494</b>	<b>2</b>	<b>1</b>	<b>7</b>	<b>1,262</b>

**TENNESSEE COUNCIL OF JUVENILE AND FAMILY COURT JUDGES  
2008 SULLIVAN COUNTY DIV I JUVENILE COURT STATISTICAL DATA**

**Children Referred for Unlawful Carrying/Possession of a Weapon for CY 2008  
Total Children = 814**

	White Male	African American Male	Other Race Male	White Female	African American Female	Other Race Female	Unknown Race or Sex	Total	% of All Children Referred
Age Under 1	0	0	0	0	0	0	0	0	0.00%
Age 1	0	0	0	0	0	0	0	0	0.00%
Age 2	0	0	0	0	0	0	0	0	0.00%
Age 3	0	0	0	0	0	0	0	0	0.00%
Age 4	0	0	0	0	0	0	0	0	0.00%
Age 5	0	0	0	0	0	0	0	0	0.00%
Age 6	0	0	0	0	0	0	0	0	0.00%
Age 7	0	0	0	0	0	0	0	0	0.00%
Age 8	0	0	0	0	0	0	0	0	0.00%
Age 9	0	0	0	0	0	0	0	0	0.00%
Age 10	0	0	0	0	0	0	0	0	0.00%
Age 11	0	0	0	0	0	0	0	0	0.00%
Age 12	0	0	0	0	0	0	0	0	0.00%
Age 13	0	0	0	0	0	0	0	0	0.00%
Age 14	0	0	0	0	0	0	0	0	0.00%
Age 15	0	0	0	0	0	0	0	0	0.00%
Age 16	2	0	0	0	0	0	0	2	0.25%
Age 17	0	0	0	0	0	0	0	0	0.00%
Age 18	0	0	0	0	0	0	0	0	0.00%
Age 19 and Over	0	0	0	0	0	0	0	0	0.00%
<b>Totals</b>	<b>2</b>	<b>0</b>	<b>0</b>	<b>0</b>	<b>0</b>	<b>0</b>	<b>0</b>	<b>2</b>	

**Total Children Referred for Unlawfully Carrying/Possessing Weapons**





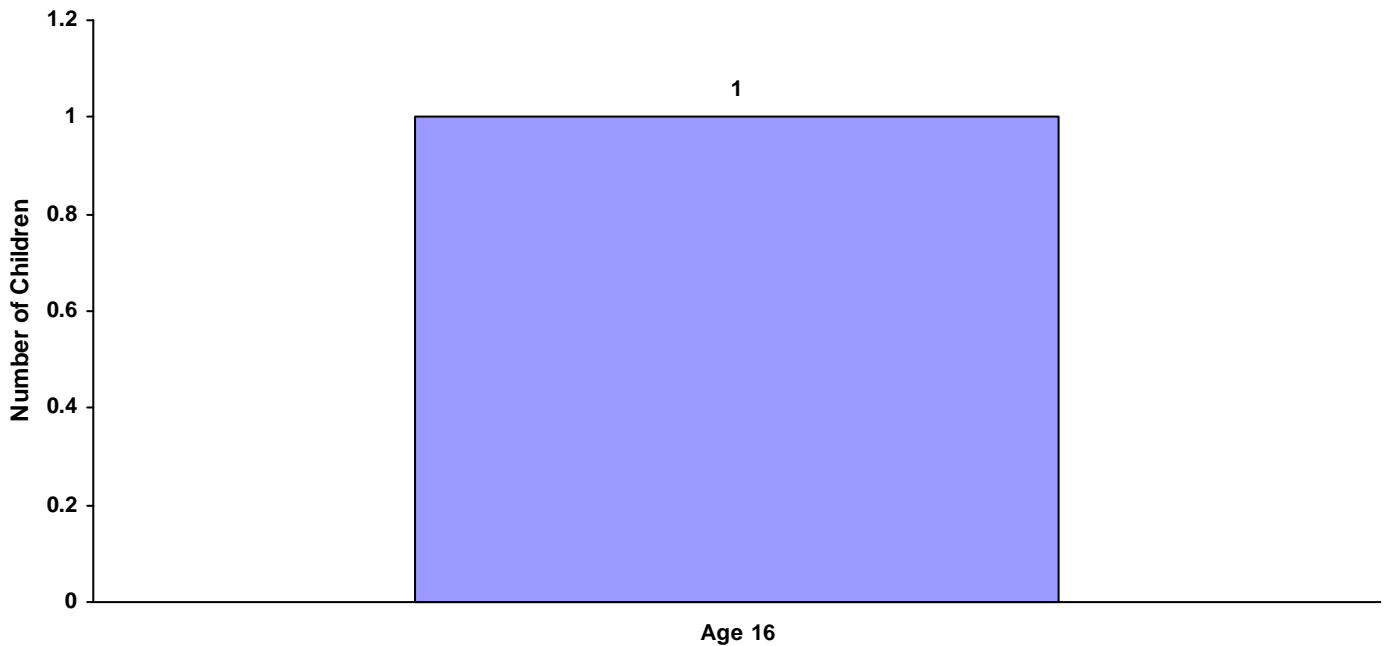
**TENNESSEE COUNCIL OF JUVENILE AND FAMILY COURT JUDGES  
2008 SULLIVAN COUNTY DIV I JUVENILE COURT STATISTICAL DATA**

**Children Referred for Carrying Weapons on School Property for CY 2008**

**Total Children = 814**

	White Male	African American Male	Other Race Male	White Female	African American Female	Other Race Female	Unknown Race or Sex	Total	% of Children Referred
Age Under 1	0	0	0	0	0	0	0	0	0.00%
Age 1	0	0	0	0	0	0	0	0	0.00%
Age 2	0	0	0	0	0	0	0	0	0.00%
Age 3	0	0	0	0	0	0	0	0	0.00%
Age 4	0	0	0	0	0	0	0	0	0.00%
Age 5	0	0	0	0	0	0	0	0	0.00%
Age 6	0	0	0	0	0	0	0	0	0.00%
Age 7	0	0	0	0	0	0	0	0	0.00%
Age 8	0	0	0	0	0	0	0	0	0.00%
Age 9	0	0	0	0	0	0	0	0	0.00%
Age 10	0	0	0	0	0	0	0	0	0.00%
Age 11	0	0	0	0	0	0	0	0	0.00%
Age 12	0	0	0	0	0	0	0	0	0.00%
Age 13	0	0	0	0	0	0	0	0	0.00%
Age 14	0	0	0	0	0	0	0	0	0.00%
Age 15	0	0	0	0	0	0	0	0	0.00%
Age 16	1	0	0	0	0	0	0	1	0.12%
Age 17	0	0	0	0	0	0	0	0	0.00%
Age 18	0	0	0	0	0	0	0	0	0.00%
Age 19 and Over	0	0	0	0	0	0	0	0	0.00%
<b>Totals</b>	<b>1</b>	<b>0</b>	<b>0</b>	<b>0</b>	<b>0</b>	<b>0</b>	<b>0</b>	<b>1</b>	

**Total Children Referred for Carrying Weapons on School Property**

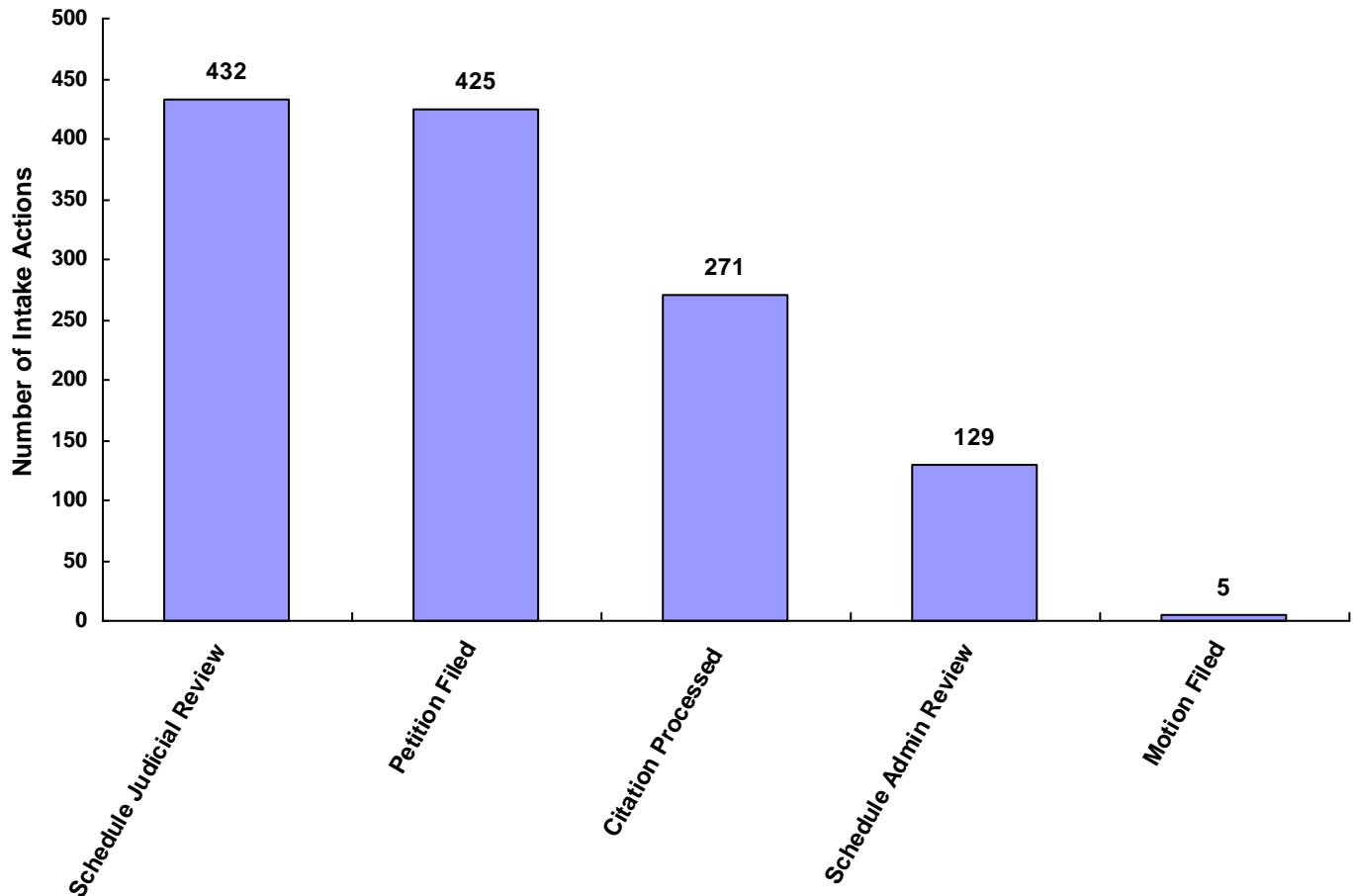


**TENNESSEE COUNCIL OF JUVENILE AND FAMILY COURT JUDGES  
2008 SULLIVAN COUNTY DIV I JUVENILE COURT STATISTICAL DATA**

**Intake Actions at Referral by Race and Sex for CY 2008**

	White Male	African American Male	Other Race Male	White Female	African American Female	Other Race Female	Unknown Race or Sex	Total	% of Total Referrals
Petition Filed	253	0	2	162	2	0	6	425	33.68%
Motion Filed	2	0	0	3	0	0	0	5	0.40%
Citation Processed	182	1	2	85	0	0	1	271	21.47%
Paternity Processed Notice	0	0	0	0	0	0	0	0	0.00%
Schedule Judicial Review	235	0	3	194	0	0	0	432	34.23%
Schedule Admin Review	78	0	0	50	0	1	0	129	10.22%
Schedule Foster Care Review	0	0	0	0	0	0	0	0	0.00%
Unknown	0	0	0	0	0	0	0	0	0.00%
Does Not Apply	0	0	0	0	0	0	0	0	0.00%
Other	0	0	0	0	0	0	0	0	0.00%
<b>Totals</b>	<b>750</b>	<b>1</b>	<b>7</b>	<b>494</b>	<b>2</b>	<b>1</b>	<b>7</b>	<b>1,262</b>	

**Total Intake Actions at Referral**



**TENNESSEE COUNCIL OF JUVENILE AND FAMILY COURT JUDGES  
2008 SULLIVAN COUNTY DIV I JUVENILE COURT STATISTICAL DATA**

**Intake Actions of Referrals by Class of Offense, Race and Sex for CY 2008**

	White Male	African American Male	Other Race Male	White Female	African American Female	Other Race Female	Unknown Race or Sex	Total
<b><u>Offenses Against Persons</u></b>								
Petition Filed	14	0	0	4	0	0	0	18
Scheduling of Administrative Review	2	0	0	0	0	0	0	2
Motion Filed	0	0	0	0	0	0	0	0
Citation Processed	0	0	0	0	0	0	0	0
Notification of Paternity Processed	0	0	0	0	0	0	0	0
Scheduling of Judicial Review	0	0	0	0	0	0	0	0
Scheduling of Foster Care Review	0	0	0	0	0	0	0	0
Unknown	0	0	0	0	0	0	0	0
Does Not Apply	0	0	0	0	0	0	0	0
Other	0	0	0	0	0	0	0	0
<b>Totals</b>	<b>16</b>	<b>0</b>	<b>0</b>	<b>4</b>	<b>0</b>	<b>0</b>	<b>0</b>	<b>20</b>

<b><u>Offenses Against Property</u></b>								
Petition Filed	27	0	0	7	0	0	0	34
Motion Filed	0	0	0	0	0	0	0	0
Citation Processed	0	0	0	0	0	0	0	0
Notification of Paternity Processed	0	0	0	0	0	0	0	0
Scheduling of Judicial Review	0	0	0	0	0	0	0	0
Scheduling of Administrative Review	0	0	0	0	0	0	0	0
Scheduling of Foster Care Review	0	0	0	0	0	0	0	0
Unknown	0	0	0	0	0	0	0	0
Does Not Apply	0	0	0	0	0	0	0	0
Other	0	0	0	0	0	0	0	0
<b>Totals</b>	<b>27</b>	<b>0</b>	<b>0</b>	<b>7</b>	<b>0</b>	<b>0</b>	<b>0</b>	<b>34</b>

<b><u>Illegal Conduct</u></b>								
Citation Processed	139	1	2	75	0	0	1	218
Petition Filed	34	0	0	6	2	0	0	42
Scheduling of Administrative Review	1	0	0	0	0	1	0	2
Motion Filed	0	0	0	0	0	0	0	0
Notification of Paternity Processed	0	0	0	0	0	0	0	0
Scheduling of Judicial Review	0	0	0	0	0	0	0	0
Scheduling of Foster Care Review	0	0	0	0	0	0	0	0
Unknown	0	0	0	0	0	0	0	0
Does Not Apply	0	0	0	0	0	0	0	0
Other	0	0	0	0	0	0	0	0
<b>Totals</b>	<b>174</b>	<b>1</b>	<b>2</b>	<b>81</b>	<b>2</b>	<b>1</b>	<b>1</b>	<b>262</b>

**TENNESSEE COUNCIL OF JUVENILE AND FAMILY COURT JUDGES  
2008 SULLIVAN COUNTY DIV I JUVENILE COURT STATISTICAL DATA**

**Intake Actions of Referrals by Class of Offense, Race and Sex for CY 2008**

	White Male	African American Male	Other Race Male	White Female	African American Female	Other Race Female	Unknown Race or Sex	Total
<b><u>Status Offenses</u></b>								
Scheduling of Administrative Review	44	0	0	29	0	0	0	73
Citation Processed	43	0	0	10	0	0	0	53
Petition Filed	26	0	0	17	0	0	0	43
Motion Filed	0	0	0	0	0	0	0	0
Notification of Paternity Processed	0	0	0	0	0	0	0	0
Scheduling of Judicial Review	0	0	0	0	0	0	0	0
Scheduling of Foster Care Review	0	0	0	0	0	0	0	0
Unknown	0	0	0	0	0	0	0	0
Does Not Apply	0	0	0	0	0	0	0	0
Other	0	0	0	0	0	0	0	0
<b>Totals</b>	<b>113</b>	<b>0</b>	<b>0</b>	<b>56</b>	<b>0</b>	<b>0</b>	<b>0</b>	<b>169</b>

<b><u>Dependency/Neglect</u></b>								
Petition Filed	39	0	1	28	0	0	0	68
Scheduling of Administrative Review	7	0	0	2	0	0	0	9
Motion Filed	0	0	0	0	0	0	0	0
Citation Processed	0	0	0	0	0	0	0	0
Notification of Paternity Processed	0	0	0	0	0	0	0	0
Scheduling of Judicial Review	0	0	0	0	0	0	0	0
Scheduling of Foster Care Review	0	0	0	0	0	0	0	0
Unknown	0	0	0	0	0	0	0	0
Does Not Apply	0	0	0	0	0	0	0	0
Other	0	0	0	0	0	0	0	0
<b>Totals</b>	<b>46</b>	<b>0</b>	<b>1</b>	<b>30</b>	<b>0</b>	<b>0</b>	<b>0</b>	<b>77</b>

<b><u>Other Violation Proceedings</u></b>								
Petition Filed	0	0	0	0	0	0	0	0
Motion Filed	0	0	0	0	0	0	0	0
Citation Processed	0	0	0	0	0	0	0	0
Notification of Paternity Processed	0	0	0	0	0	0	0	0
Scheduling of Judicial Review	0	0	0	0	0	0	0	0
Scheduling of Administrative Review	0	0	0	0	0	0	0	0
Scheduling of Foster Care Review	0	0	0	0	0	0	0	0
Unknown	0	0	0	0	0	0	0	0
Does Not Apply	0	0	0	0	0	0	0	0
Other	0	0	0	0	0	0	0	0
<b>Totals</b>	<b>0</b>	<b>0</b>	<b>0</b>	<b>0</b>	<b>0</b>	<b>0</b>	<b>0</b>	<b>0</b>

**TENNESSEE COUNCIL OF JUVENILE AND FAMILY COURT JUDGES  
2008 SULLIVAN COUNTY DIV I JUVENILE COURT STATISTICAL DATA**

**Intake Actions of Referrals by Class of Offense, Race and Sex for CY 2008**

	White Male	African American Male	Other Race Male	White Female	African American Female	Other Race Female	Unknown Race or Sex	Total
<b><u>Parentage</u></b>								
Petition Filed	104	0	0	89	0	0	6	199
Scheduling of Administrative Review	24	0	0	19	0	0	0	43
Scheduling of Judicial Review	2	0	0	0	0	0	0	2
Motion Filed	0	0	0	0	0	0	0	0
Citation Processed	0	0	0	0	0	0	0	0
Notification of Paternity Processed	0	0	0	0	0	0	0	0
Scheduling of Foster Care Review	0	0	0	0	0	0	0	0
Unknown	0	0	0	0	0	0	0	0
Does Not Apply	0	0	0	0	0	0	0	0
Other	0	0	0	0	0	0	0	0
<b>Totals</b>	<b>130</b>	<b>0</b>	<b>0</b>	<b>108</b>	<b>0</b>	<b>0</b>	<b>6</b>	<b>244</b>
<b><u>Special Proceedings</u></b>								
Scheduling of Judicial Review	233	0	3	194	0	0	0	430
Petition Filed	6	0	0	6	0	0	0	12
Motion Filed	2	0	0	3	0	0	0	5
Citation Processed	0	0	0	0	0	0	0	0
Notification of Paternity Processed	0	0	0	0	0	0	0	0
Scheduling of Administrative Review	0	0	0	0	0	0	0	0
Scheduling of Foster Care Review	0	0	0	0	0	0	0	0
Unknown	0	0	0	0	0	0	0	0
Does Not Apply	0	0	0	0	0	0	0	0
Other	0	0	0	0	0	0	0	0
<b>Totals</b>	<b>241</b>	<b>0</b>	<b>3</b>	<b>203</b>	<b>0</b>	<b>0</b>	<b>0</b>	<b>447</b>
<b><u>Other</u></b>								
Petition Filed	3	0	1	5	0	0	0	9
Motion Filed	0	0	0	0	0	0	0	0
Citation Processed	0	0	0	0	0	0	0	0
Notification of Paternity Processed	0	0	0	0	0	0	0	0
Scheduling of Judicial Review	0	0	0	0	0	0	0	0
Scheduling of Administrative Review	0	0	0	0	0	0	0	0
Scheduling of Foster Care Review	0	0	0	0	0	0	0	0
Unknown	0	0	0	0	0	0	0	0
Does Not Apply	0	0	0	0	0	0	0	0
Other	0	0	0	0	0	0	0	0
<b>Totals</b>	<b>3</b>	<b>0</b>	<b>1</b>	<b>5</b>	<b>0</b>	<b>0</b>	<b>0</b>	<b>9</b>
<b>All Intake Action Totals</b>	<b>750</b>	<b>1</b>	<b>7</b>	<b>494</b>	<b>2</b>	<b>1</b>	<b>7</b>	<b>1,262</b>

**TENNESSEE COUNCIL OF JUVENILE AND FAMILY COURT JUDGES  
2008 SULLIVAN COUNTY DIV I JUVENILE COURT STATISTICAL DATA**

**Detention Statistics at Referral by Individual Child by Race and Sex for CY 2008**

	<b>White Male</b>	<b>African American Male</b>	<b>Other Race Male</b>	<b>White Female</b>	<b>African American Female</b>	<b>Other Race Female</b>	<b>Unknown Race or Sex</b>	<b>Total</b>	<b>% of Total Children</b>
Non-Secure Placement	309	1	2	192	1	1	3	<b>509</b>	<b>62.53%</b>
Other	106	0	1	85	0	0	4	<b>196</b>	<b>24.08%</b>
Does Not Apply	61	0	0	45	0	0	0	<b>106</b>	<b>13.02%</b>
Juvenile Detention Facility	3	0	0	0	0	0	0	<b>3</b>	<b>0.37%</b>
Jail - Complete Separation	0	0	0	0	0	0	0	<b>0</b>	<b>0.00%</b>
Jail - Partial Separation	0	0	0	0	0	0	0	<b>0</b>	<b>0.00%</b>
Jail - No Separation	0	0	0	0	0	0	0	<b>0</b>	<b>0.00%</b>
Psychiatric Hospital	0	0	0	0	0	0	0	<b>0</b>	<b>0.00%</b>
Unknown	0	0	0	0	0	0	0	<b>0</b>	<b>0.00%</b>
<b>Totals</b>	<b>479</b>	<b>1</b>	<b>3</b>	<b>322</b>	<b>1</b>	<b>1</b>	<b>7</b>	<b>814</b>	

**Detention Statistics at Referral by Individual Case for CY 2008**

	<b>Cases</b>	<b>% of Total Cases</b>
Non-Secure Placement	770	68.02%
Other	226	19.97%
Does Not Apply	126	11.13%
Juvenile Detention Facility	10	0.88%
Jail - Complete Separation	0	0.00%
Jail - Partial Separation	0	0.00%
Jail - No Separation	0	0.00%
Psychiatric Hospital	0	0.00%
Unknown	0	0.00%
	<b>1,132</b>	<b>100.00%</b>

Detention Statistics above are reported separately by Child and by Case. One child may have multiple cases.

Does Not Apply: Refers to cases not eligible for detention due to the type of Referral or the decision not to detain.

**TENNESSEE COUNCIL OF JUVENILE AND FAMILY COURT JUDGES  
2008 SULLIVAN COUNTY DIV I JUVENILE COURT STATISTICAL DATA**

**Placement after Secure Detention Hearing by Individual Child by Race and Sex for CY 2008**

	White Male	African American Male	Other Race Male	White Female	African American Female	Other Race Female	Unknown Race or Sex	Total	% of Total Children
Returned to Prior Living Arr	284	1	2	178	1	1	3	470	57.74%
Other	106	0	1	85	0	0	4	196	24.08%
Does Not Apply	61	0	0	45	0	0	0	106	13.02%
Foster Family Home	25	0	0	14	0	0	0	39	4.79%
Juvenile Detention Facility	3	0	0	0	0	0	0	3	0.37%
Jail	0	0	0	0	0	0	0	0	0.00%
Shelter / Group Home	0	0	0	0	0	0	0	0	0.00%
Psychiatric Hospital	0	0	0	0	0	0	0	0	0.00%
Unknown	0	0	0	0	0	0	0	0	0.00%
<b>Totals</b>	<b>479</b>	<b>1</b>	<b>3</b>	<b>322</b>	<b>1</b>	<b>1</b>	<b>7</b>	<b>814</b>	

**Placement after Secure Detention Hearing by Individual Case for CY 2008**

	Cases	% of Total Cases
Returned to Prior Living Arrangement	670	59.19%
Other	227	20.05%
Does Not Apply	126	11.13%
Foster Family Home	99	8.75%
Juvenile Detention Facility	10	0.88%
Jail	0	0.00%
Shelter / Group Home	0	0.00%
Psychiatric Hospital	0	0.00%
Unknown	0	0.00%
	<b>1,132</b>	<b>100.00%</b>

Detention Statistics above are reported separately by Child and by Case. One child may have multiple cases.

Does Not Apply: Refers to cases not eligible for detention due to the type of Referral or the decision not to detain.

**TENNESSEE COUNCIL OF JUVENILE AND FAMILY COURT JUDGES  
2008 SULLIVAN COUNTY DIV I JUVENILE COURT STATISTICAL DATA**

**Dispositional Procedures for CY 2008**

**Procedures used to Dispose or Adjust all Referrals**

	<b>Number</b>	<b>% of All Referrals</b>
Formally Adjudicated	400	31.70%
Informally Adjusted	182	14.42%
Transfer to Adult Court Hearings and Charges Cleared	1	0.08%
Otherwise Handled	679	53.80%
	<b>1,262</b>	<b>100.00%</b>

**Referrals Disposed by Formal Adjudicatory Proceedings**

	<b>Number</b>	<b>% of All Referrals</b>
Dismissed	323	25.59%
Retired / Nolle Prosequi	0	0.00%
Complaint Substantiated Delinquent	24	1.90%
Complaint Substantiated Status Offender	17	1.35%
Complaint Substantiated Dependent/Neglect	36	2.85%
Complaint Substantiated Abused	0	0.00%
Complaint Substantiated Mentally Ill	0	0.00%
	<b>400</b>	<b>31.69%</b>

**Referrals Disposed by Other Actions**

	<b>Number</b>	<b>% of All Referrals</b>
Informal Adjustment	182	14.42%
Transfer to Adult Court Hearing	1	0.08%
Charges Cleared by Transfer to Adult Court	0	0.00%
Pretrial Diversion	55	4.36%
Special Proceeding	139	11.01%
Review Concluded	352	27.89%
Case Held Open	105	8.32%
Other	28	2.22%
Unknown	0	0.00%
	<b>862</b>	<b>68.30%</b>

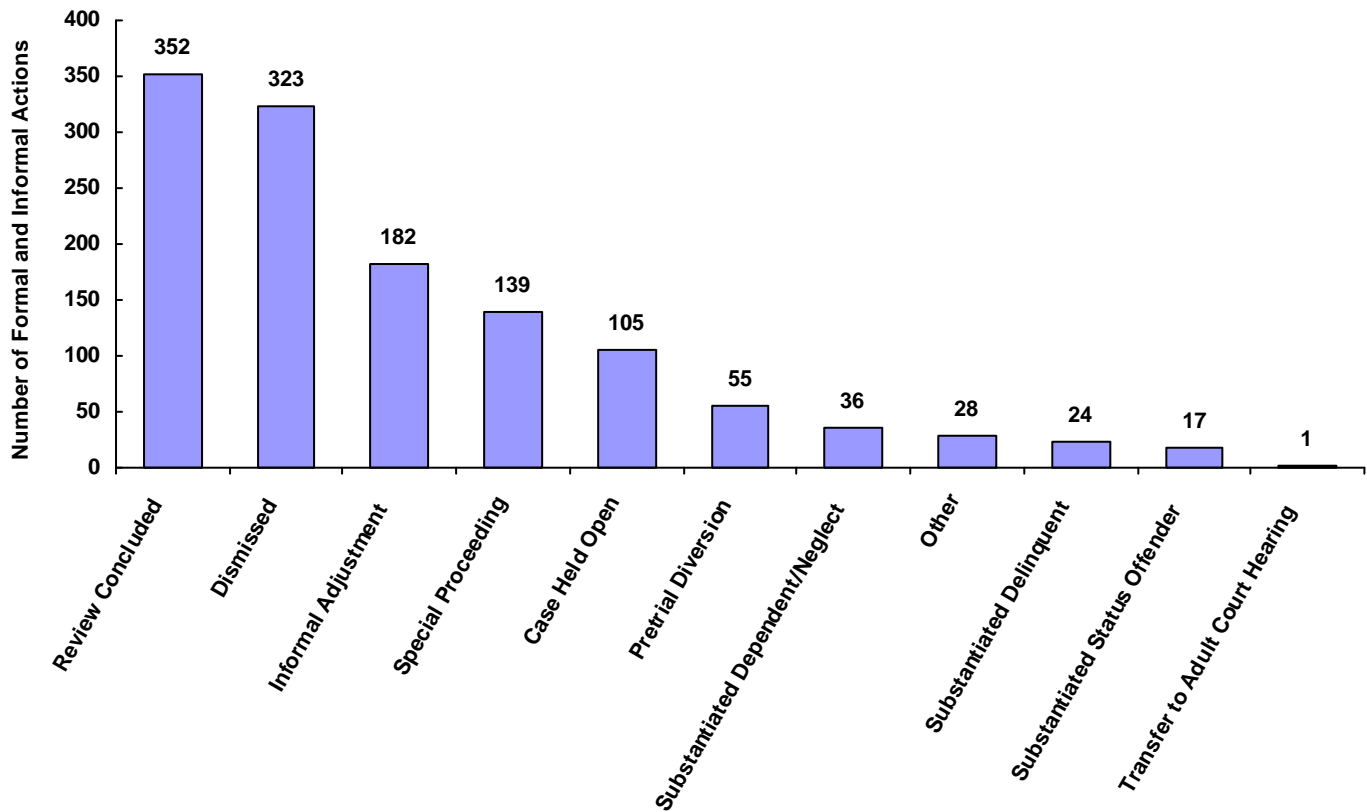


**TENNESSEE COUNCIL OF JUVENILE AND FAMILY COURT JUDGES  
2008 SULLIVAN COUNTY DIV I JUVENILE COURT STATISTICAL DATA**

**Formal and Informal Actions by Race and Sex for CY 2008**

	White Male	African American Male	Other Race Male	White Female	African American Female	Other Race Female	Unknown Race or Sex	Total	% of Total Referrals
Dismissed	206	1	0	114	1	0	1	323	25.59%
Retired / Nolle Prosequi	0	0	0	0	0	0	0	0	0.00%
Substantiated Delinquent	21	0	0	3	0	0	0	24	1.90%
Substantiated Status Offender	12	0	0	5	0	0	0	17	1.35%
Substantiated Dependent/Neglect	24	0	0	12	0	0	0	36	2.85%
Substantiated Abused	0	0	0	0	0	0	0	0	0.00%
Substantiated Mentally Ill	0	0	0	0	0	0	0	0	0.00%
Informal Adjustment	106	0	0	75	0	1	0	182	14.42%
Pretrial Diversion	42	0	0	13	0	0	0	55	4.36%
Transfer to Adult Court Hearing	1	0	0	0	0	0	0	1	0.08%
Cleared by Transfer to Adult Court	0	0	0	0	0	0	0	0	0.00%
Special Proceeding	74	0	1	59	0	0	5	139	11.01%
Review Concluded	185	0	3	164	0	0	0	352	27.89%
Case Held Open	63	0	3	39	0	0	0	105	8.32%
Unknown	0	0	0	0	0	0	0	0	0.00%
Other	16	0	0	10	1	0	1	28	2.22%
<b>Totals</b>	<b>750</b>	<b>1</b>	<b>7</b>	<b>494</b>	<b>2</b>	<b>1</b>	<b>7</b>	<b>1,262</b>	

**Total Formal and Informal Actions**



**TENNESSEE COUNCIL OF JUVENILE AND FAMILY COURT JUDGES  
2008 SULLIVAN COUNTY DIV I JUVENILE COURT STATISTICAL DATA**

**Formal and Informal Actions by Type of Offense, Race and Sex for CY 2008**

	White Male	African American Male	Other Race Male	White Female	African American Female	Other Race Female	Unknown Race or Sex	Total
<b><u>Delinquent</u></b>								
Dismissed	135	1	0	73	1	0	1	211
Pretrial Diversion	39	0	0	9	0	0	0	48
Complaint Substantiated Delinquent	18	0	0	3	0	0	0	21
Case Held Open	14	0	2	3	0	0	0	19
Informal Adjustment	5	0	0	2	0	1	0	8
Other	5	0	0	2	1	0	0	8
Complaint Substantiated Status Offender	1	0	0	0	0	0	0	1
Retired / Nolle Prosequi	0	0	0	0	0	0	0	0
Complaint Substantiated Dependent/Neglect	0	0	0	0	0	0	0	0
Complaint Substantiated Abused	0	0	0	0	0	0	0	0
Complaint Substantiated Mentally Ill	0	0	0	0	0	0	0	0
Transfer to Adult Court Hearing	0	0	0	0	0	0	0	0
Charges Cleared by Transfer to Adult Court	0	0	0	0	0	0	0	0
Special Proceeding	0	0	0	0	0	0	0	0
Review Concluded	0	0	0	0	0	0	0	0
Unknown	0	0	0	0	0	0	0	0
<b>Totals</b>	<b>217</b>	<b>1</b>	<b>2</b>	<b>92</b>	<b>2</b>	<b>1</b>	<b>1</b>	<b>316</b>

<b><u>Status</u></b>								
Informal Adjustment	50	0	0	30	0	0	0	80
Dismissed	37	0	0	10	0	0	0	47
Case Held Open	12	0	0	5	0	0	0	17
Complaint Substantiated Status Offender	9	0	0	5	0	0	0	14
Other	3	0	0	3	0	0	0	6
Pretrial Diversion	2	0	0	3	0	0	0	5
Retired / Nolle Prosequi	0	0	0	0	0	0	0	0
Complaint Substantiated Delinquent	0	0	0	0	0	0	0	0
Complaint Substantiated Dependent/Neglect	0	0	0	0	0	0	0	0
Complaint Substantiated Abused	0	0	0	0	0	0	0	0
Complaint Substantiated Mentally Ill	0	0	0	0	0	0	0	0
Transfer to Adult Court Hearing	0	0	0	0	0	0	0	0
Charges Cleared by Transfer to Adult Court	0	0	0	0	0	0	0	0
Special Proceeding	0	0	0	0	0	0	0	0
Review Concluded	0	0	0	0	0	0	0	0
Unknown	0	0	0	0	0	0	0	0
<b>Totals</b>	<b>113</b>	<b>0</b>	<b>0</b>	<b>56</b>	<b>0</b>	<b>0</b>	<b>0</b>	<b>169</b>

**TENNESSEE COUNCIL OF JUVENILE AND FAMILY COURT JUDGES  
2008 SULLIVAN COUNTY DIV I JUVENILE COURT STATISTICAL DATA**

**Formal and Informal Actions by Type of Offense, Race and Sex for CY 2008**

	White Male	African American Male	Other Race Male	White Female	African American Female	Other Race Female	Unknown Race or Sex	Total
<b><u>Dependency and Neglect</u></b>								
Case Held Open	20	0	1	15	0	0	0	36
Complaint Substantiated Dependent/Neglect	13	0	0	7	0	0	0	20
Informal Adjustment	7	0	0	2	0	0	0	9
Dismissed	3	0	0	4	0	0	0	7
Special Proceeding	1	0	0	1	0	0	0	2
Other	1	0	0	1	0	0	0	2
Complaint Substantiated Status Offender	1	0	0	0	0	0	0	1
Retired / Nolle Prosequi	0	0	0	0	0	0	0	0
Complaint Substantiated Delinquent	0	0	0	0	0	0	0	0
Complaint Substantiated Abused	0	0	0	0	0	0	0	0
Complaint Substantiated Mentally Ill	0	0	0	0	0	0	0	0
Pretrial Diversion	0	0	0	0	0	0	0	0
Transfer to Adult Court Hearing	0	0	0	0	0	0	0	0
Charges Cleared by Transfer to Adult Court	0	0	0	0	0	0	0	0
Review Concluded	0	0	0	0	0	0	0	0
Unknown	0	0	0	0	0	0	0	0
<b>Totals</b>	<b>46</b>	<b>0</b>	<b>1</b>	<b>30</b>	<b>0</b>	<b>0</b>	<b>0</b>	<b>77</b>
<b><u>Other Violations</u></b>								
Dismissed	0	0	0	0	0	0	0	0
Retired / Nolle Prosequi	0	0	0	0	0	0	0	0
Complaint Substantiated Delinquent	0	0	0	0	0	0	0	0
Complaint Substantiated Status Offender	0	0	0	0	0	0	0	0
Complaint Substantiated Dependent/Neglect	0	0	0	0	0	0	0	0
Complaint Substantiated Abused	0	0	0	0	0	0	0	0
Complaint Substantiated Mentally Ill	0	0	0	0	0	0	0	0
Informal Adjustment	0	0	0	0	0	0	0	0
Pretrial Diversion	0	0	0	0	0	0	0	0
Transfer to Adult Court Hearing	0	0	0	0	0	0	0	0
Charges Cleared by Transfer to Adult Court	0	0	0	0	0	0	0	0
Special Proceeding	0	0	0	0	0	0	0	0
Review Concluded	0	0	0	0	0	0	0	0
Case Held Open	0	0	0	0	0	0	0	0
Unknown	0	0	0	0	0	0	0	0
Other	0	0	0	0	0	0	0	0
<b>Totals</b>	<b>0</b>	<b>0</b>	<b>0</b>	<b>0</b>	<b>0</b>	<b>0</b>	<b>0</b>	<b>0</b>

**TENNESSEE COUNCIL OF JUVENILE AND FAMILY COURT JUDGES  
2008 SULLIVAN COUNTY DIV I JUVENILE COURT STATISTICAL DATA**

**Formal and Informal Actions by Type of Offense, Race and Sex for CY 2008**

	White Male	African American Male	Other Race Male	White Female	African American Female	Other Race Female	Unknown Race or Sex	Total
<b><u>Special Proceedings</u></b>								
Review Concluded	185	0	3	164	0	0	0	352
Special Proceeding	73	0	0	57	0	0	5	135
Informal Adjustment	42	0	0	39	0	0	0	81
Dismissed	31	0	0	27	0	0	0	58
Case Held Open	16	0	0	15	0	0	0	31
Complaint Substantiated Dependent/Neglect	11	0	0	5	0	0	0	16
Other	7	0	0	3	0	0	1	11
Complaint Substantiated Delinquent	3	0	0	0	0	0	0	3
Pretrial Diversion	1	0	0	1	0	0	0	2
Complaint Substantiated Status Offender	1	0	0	0	0	0	0	1
Transfer to Adult Court Hearing	1	0	0	0	0	0	0	1
Retired / Nolle Prosequi	0	0	0	0	0	0	0	0
Complaint Substantiated Abused	0	0	0	0	0	0	0	0
Complaint Substantiated Mentally Ill	0	0	0	0	0	0	0	0
Charges Cleared by Transfer to Adult Court	0	0	0	0	0	0	0	0
Unknown	0	0	0	0	0	0	0	0
<b>Totals</b>	<b>371</b>	<b>0</b>	<b>3</b>	<b>311</b>	<b>0</b>	<b>0</b>	<b>6</b>	<b>691</b>
<b><u>Other</u></b>								
Informal Adjustment	2	0	0	2	0	0	0	4
Special Proceeding	0	0	1	1	0	0	0	2
Case Held Open	1	0	0	1	0	0	0	2
Other	0	0	0	1	0	0	0	1
Dismissed	0	0	0	0	0	0	0	0
Retired / Nolle Prosequi	0	0	0	0	0	0	0	0
Complaint Substantiated Delinquent	0	0	0	0	0	0	0	0
Complaint Substantiated Status Offender	0	0	0	0	0	0	0	0
Complaint Substantiated Dependent/Neglect	0	0	0	0	0	0	0	0
Complaint Substantiated Abused	0	0	0	0	0	0	0	0
Complaint Substantiated Mentally Ill	0	0	0	0	0	0	0	0
Pretrial Diversion	0	0	0	0	0	0	0	0
Transfer to Adult Court Hearing	0	0	0	0	0	0	0	0
Charges Cleared by Transfer to Adult Court	0	0	0	0	0	0	0	0
Review Concluded	0	0	0	0	0	0	0	0
Unknown	0	0	0	0	0	0	0	0
<b>Totals</b>	<b>3</b>	<b>0</b>	<b>1</b>	<b>5</b>	<b>0</b>	<b>0</b>	<b>0</b>	<b>9</b>
<b>All Action Totals</b>	<b>750</b>	<b>1</b>	<b>7</b>	<b>494</b>	<b>2</b>	<b>1</b>	<b>7</b>	<b>1,262</b>

**TENNESSEE COUNCIL OF JUVENILE AND FAMILY COURT JUDGES  
2008 SULLIVAN COUNTY DIV I JUVENILE COURT STATISTICAL DATA**

**Formal and Informal Actions by Class of Referral, Race and Sex for CY 2008**

	White Male	African American Male	Other Race Male	White Female	African American Female	Other Race Female	Unknown Race or Sex	Total
<b><u>Offenses Against Persons</u></b>								
Pretrial Diversion	6	0	0	1	0	0	0	7
Case Held Open	3	0	0	2	0	0	0	5
Dismissed	2	0	0	0	0	0	0	2
Complaint Substantiated Delinquent	2	0	0	0	0	0	0	2
Informal Adjustment	2	0	0	0	0	0	0	2
Complaint Substantiated Status Offender	1	0	0	0	0	0	0	1
Other	0	0	0	1	0	0	0	1
Retired / Nolle Prosequi	0	0	0	0	0	0	0	0
Complaint Substantiated Dependent/Neglect	0	0	0	0	0	0	0	0
Complaint Substantiated Abused	0	0	0	0	0	0	0	0
Complaint Substantiated Mentally Ill	0	0	0	0	0	0	0	0
Transfer to Adult Court Hearing	0	0	0	0	0	0	0	0
Charges Cleared by Transfer to Adult Court	0	0	0	0	0	0	0	0
Special Proceeding	0	0	0	0	0	0	0	0
Review Concluded	0	0	0	0	0	0	0	0
Unknown	0	0	0	0	0	0	0	0
<b>Totals</b>	<b>16</b>	<b>0</b>	<b>0</b>	<b>4</b>	<b>0</b>	<b>0</b>	<b>0</b>	<b>20</b>

<b><u>Offenses Against Property</u></b>								
Pretrial Diversion	13	0	0	5	0	0	0	18
Complaint Substantiated Delinquent	7	0	0	2	0	0	0	9
Case Held Open	3	0	0	0	0	0	0	3
Other	3	0	0	0	0	0	0	3
Dismissed	1	0	0	0	0	0	0	1
Retired / Nolle Prosequi	0	0	0	0	0	0	0	0
Complaint Substantiated Status Offender	0	0	0	0	0	0	0	0
Complaint Substantiated Dependent/Neglect	0	0	0	0	0	0	0	0
Complaint Substantiated Abused	0	0	0	0	0	0	0	0
Complaint Substantiated Mentally Ill	0	0	0	0	0	0	0	0
Informal Adjustment	0	0	0	0	0	0	0	0
Transfer to Adult Court Hearing	0	0	0	0	0	0	0	0
Charges Cleared by Transfer to Adult Court	0	0	0	0	0	0	0	0
Special Proceeding	0	0	0	0	0	0	0	0
Review Concluded	0	0	0	0	0	0	0	0
Unknown	0	0	0	0	0	0	0	0
<b>Totals</b>	<b>27</b>	<b>0</b>	<b>0</b>	<b>7</b>	<b>0</b>	<b>0</b>	<b>0</b>	<b>34</b>

**TENNESSEE COUNCIL OF JUVENILE AND FAMILY COURT JUDGES  
2008 SULLIVAN COUNTY DIV I JUVENILE COURT STATISTICAL DATA**

**Formal and Informal Actions by Class of Referral, Race and Sex for CY 2008**

	White Male	African American Male	Other Race Male	White Female	African American Female	Other Race Female	Unknown Race or Sex	Total
<b><u>Illegal Conduct</u></b>								
Dismissed	132	1	0	73	1	0	1	208
Pretrial Diversion	20	0	0	3	0	0	0	23
Case Held Open	8	0	2	1	0	0	0	11
Complaint Substantiated Delinquent	9	0	0	1	0	0	0	10
Informal Adjustment	3	0	0	2	0	1	0	6
Other	2	0	0	1	1	0	0	4
Retired / Nolle Prosequi	0	0	0	0	0	0	0	0
Complaint Substantiated Status Offender	0	0	0	0	0	0	0	0
Complaint Substantiated Dependent/Neglect	0	0	0	0	0	0	0	0
Complaint Substantiated Abused	0	0	0	0	0	0	0	0
Complaint Substantiated Mentally Ill	0	0	0	0	0	0	0	0
Transfer to Adult Court Hearing	0	0	0	0	0	0	0	0
Charges Cleared by Transfer to Adult Court	0	0	0	0	0	0	0	0
Special Proceeding	0	0	0	0	0	0	0	0
Review Concluded	0	0	0	0	0	0	0	0
Unknown	0	0	0	0	0	0	0	0
<b>Totals</b>	<b>174</b>	<b>1</b>	<b>2</b>	<b>81</b>	<b>2</b>	<b>1</b>	<b>1</b>	<b>262</b>

<b><u>Status Offenses</u></b>								
Informal Adjustment	50	0	0	30	0	0	0	80
Dismissed	37	0	0	10	0	0	0	47
Case Held Open	12	0	0	5	0	0	0	17
Complaint Substantiated Status Offender	9	0	0	5	0	0	0	14
Other	3	0	0	3	0	0	0	6
Pretrial Diversion	2	0	0	3	0	0	0	5
Retired / Nolle Prosequi	0	0	0	0	0	0	0	0
Complaint Substantiated Delinquent	0	0	0	0	0	0	0	0
Complaint Substantiated Dependent/Neglect	0	0	0	0	0	0	0	0
Complaint Substantiated Abused	0	0	0	0	0	0	0	0
Complaint Substantiated Mentally Ill	0	0	0	0	0	0	0	0
Transfer to Adult Court Hearing	0	0	0	0	0	0	0	0
Charges Cleared by Transfer to Adult Court	0	0	0	0	0	0	0	0
Special Proceeding	0	0	0	0	0	0	0	0
Review Concluded	0	0	0	0	0	0	0	0
Unknown	0	0	0	0	0	0	0	0
<b>Totals</b>	<b>113</b>	<b>0</b>	<b>0</b>	<b>56</b>	<b>0</b>	<b>0</b>	<b>0</b>	<b>169</b>

**TENNESSEE COUNCIL OF JUVENILE AND FAMILY COURT JUDGES  
2008 SULLIVAN COUNTY DIV I JUVENILE COURT STATISTICAL DATA**

**Formal and Informal Actions by Class of Referral, Race and Sex for CY 2008**

	White Male	African American Male	Other Race Male	White Female	African American Female	Other Race Female	Unknown Race or Sex	Total
<b><u>Dependency/Neglect</u></b>								
Case Held Open	20	0	1	15	0	0	0	36
Complaint Substantiated Dependent/Neglect	13	0	0	7	0	0	0	20
Informal Adjustment	7	0	0	2	0	0	0	9
Dismissed	3	0	0	4	0	0	0	7
Special Proceeding	1	0	0	1	0	0	0	2
Other	1	0	0	1	0	0	0	2
Complaint Substantiated Status Offender	1	0	0	0	0	0	0	1
Retired / Nolle Prosequi	0	0	0	0	0	0	0	0
Complaint Substantiated Delinquent	0	0	0	0	0	0	0	0
Complaint Substantiated Abused	0	0	0	0	0	0	0	0
Complaint Substantiated Mentally Ill	0	0	0	0	0	0	0	0
Pretrial Diversion	0	0	0	0	0	0	0	0
Transfer to Adult Court Hearing	0	0	0	0	0	0	0	0
Charges Cleared by Transfer to Adult Court	0	0	0	0	0	0	0	0
Review Concluded	0	0	0	0	0	0	0	0
Unknown	0	0	0	0	0	0	0	0
<b>Totals</b>	<b>46</b>	<b>0</b>	<b>1</b>	<b>30</b>	<b>0</b>	<b>0</b>	<b>0</b>	<b>77</b>

**Other Violation Proceedings**

Dismissed	0	0	0	0	0	0	0	0
Retired / Nolle Prosequi	0	0	0	0	0	0	0	0
Complaint Substantiated Delinquent	0	0	0	0	0	0	0	0
Complaint Substantiated Status Offender	0	0	0	0	0	0	0	0
Complaint Substantiated Dependent/Neglect	0	0	0	0	0	0	0	0
Complaint Substantiated Abused	0	0	0	0	0	0	0	0
Complaint Substantiated Mentally Ill	0	0	0	0	0	0	0	0
Informal Adjustment	0	0	0	0	0	0	0	0
Pretrial Diversion	0	0	0	0	0	0	0	0
Transfer to Adult Court Hearing	0	0	0	0	0	0	0	0
Charges Cleared by Transfer to Adult Court	0	0	0	0	0	0	0	0
Special Proceeding	0	0	0	0	0	0	0	0
Review Concluded	0	0	0	0	0	0	0	0
Case Held Open	0	0	0	0	0	0	0	0
Unknown	0	0	0	0	0	0	0	0
Other	0	0	0	0	0	0	0	0
<b>Totals</b>	<b>0</b>	<b>0</b>	<b>0</b>	<b>0</b>	<b>0</b>	<b>0</b>	<b>0</b>	<b>0</b>

**TENNESSEE COUNCIL OF JUVENILE AND FAMILY COURT JUDGES  
2008 SULLIVAN COUNTY DIV I JUVENILE COURT STATISTICAL DATA**

**Formal and Informal Actions by Class of Referral, Race and Sex for CY 2008**

	White Male	African American Male	Other Race Male	White Female	African American Female	Other Race Female	Unknown Race or Sex	Total
<b><u>Parentage</u></b>								
Special Proceeding	70	0	0	55	0	0	5	130
Informal Adjustment	42	0	0	39	0	0	0	81
Case Held Open	7	0	0	8	0	0	0	15
Dismissed	4	0	0	3	0	0	0	7
Other	3	0	0	3	0	0	1	7
Review Concluded	2	0	0	0	0	0	0	2
Complaint Substantiated Dependent/Neglect	1	0	0	0	0	0	0	1
Transfer to Adult Court Hearing	1	0	0	0	0	0	0	1
Retired / Nolle Prosequi	0	0	0	0	0	0	0	0
Complaint Substantiated Delinquent	0	0	0	0	0	0	0	0
Complaint Substantiated Status Offender	0	0	0	0	0	0	0	0
Complaint Substantiated Abused	0	0	0	0	0	0	0	0
Complaint Substantiated Mentally Ill	0	0	0	0	0	0	0	0
Pretrial Diversion	0	0	0	0	0	0	0	0
Charges Cleared by Transfer to Adult Court	0	0	0	0	0	0	0	0
Unknown	0	0	0	0	0	0	0	0
<b>Totals</b>	<b>130</b>	<b>0</b>	<b>0</b>	<b>108</b>	<b>0</b>	<b>0</b>	<b>6</b>	<b>244</b>

**Special Proceedings**

Review Concluded	183	0	3	164	0	0	0	350
Dismissed	27	0	0	24	0	0	0	51
Case Held Open	9	0	0	7	0	0	0	16
Complaint Substantiated Dependent/Neglect	10	0	0	5	0	0	0	15
Special Proceeding	3	0	0	2	0	0	0	5
Other	4	0	0	0	0	0	0	4
Complaint Substantiated Delinquent	3	0	0	0	0	0	0	3
Pretrial Diversion	1	0	0	1	0	0	0	2
Complaint Substantiated Status Offender	1	0	0	0	0	0	0	1
Retired / Nolle Prosequi	0	0	0	0	0	0	0	0
Complaint Substantiated Abused	0	0	0	0	0	0	0	0
Complaint Substantiated Mentally Ill	0	0	0	0	0	0	0	0
Informal Adjustment	0	0	0	0	0	0	0	0
Transfer to Adult Court Hearing	0	0	0	0	0	0	0	0
Charges Cleared by Transfer to Adult Court	0	0	0	0	0	0	0	0
Unknown	0	0	0	0	0	0	0	0
<b>Totals</b>	<b>241</b>	<b>0</b>	<b>3</b>	<b>203</b>	<b>0</b>	<b>0</b>	<b>0</b>	<b>447</b>



**TENNESSEE COUNCIL OF JUVENILE AND FAMILY COURT JUDGES  
2008 SULLIVAN COUNTY DIV I JUVENILE COURT STATISTICAL DATA**

**Formal and Informal Actions by Class of Referral, Race and Sex for CY 2008**

	White Male	African American Male	Other Race Male	White Female	African American Female	Other Race Female	Unknown Race or Sex	Total
<b>Other</b>								
Informal Adjustment	2	0	0	2	0	0	0	4
Special Proceeding	0	0	1	1	0	0	0	2
Case Held Open	1	0	0	1	0	0	0	2
Other	0	0	0	1	0	0	0	1
Dismissed	0	0	0	0	0	0	0	0
Retired / Nolle Prosequi	0	0	0	0	0	0	0	0
Complaint Substantiated Delinquent	0	0	0	0	0	0	0	0
Complaint Substantiated Status Offender	0	0	0	0	0	0	0	0
Complaint Substantiated Dependent/Neglect	0	0	0	0	0	0	0	0
Complaint Substantiated Abused	0	0	0	0	0	0	0	0
Complaint Substantiated Mentally Ill	0	0	0	0	0	0	0	0
Pretrial Diversion	0	0	0	0	0	0	0	0
Transfer to Adult Court Hearing	0	0	0	0	0	0	0	0
Charges Cleared by Transfer to Adult Court	0	0	0	0	0	0	0	0
Review Concluded	0	0	0	0	0	0	0	0
Unknown	0	0	0	0	0	0	0	0
<b>Totals</b>	<b>3</b>	<b>0</b>	<b>1</b>	<b>5</b>	<b>0</b>	<b>0</b>	<b>0</b>	<b>9</b>
<b>All Action Totals</b>	<b>750</b>	<b>1</b>	<b>7</b>	<b>494</b>	<b>2</b>	<b>1</b>	<b>7</b>	<b>1,262</b>

**TENNESSEE COUNCIL OF JUVENILE AND FAMILY COURT JUDGES  
2008 SULLIVAN COUNTY DIV I JUVENILE COURT STATISTICAL DATA**

**Children Transferred to Adult Court by Age at Disposition Date, Race and Sex for CY 2008**

**Total Children = 814**

	<b>White Male</b>	<b>African American Male</b>	<b>Other Race Male</b>	<b>White Female</b>	<b>African American Female</b>	<b>Other Race Female</b>	<b>Unknown Race or Sex</b>	<b>Total</b>	<b>% of All Children Referred</b>
Age Under 1	0	0	0	0	0	0	0	0	0.00%
Age 1	0	0	0	0	0	0	0	0	0.00%
Age 2	0	0	0	0	0	0	0	0	0.00%
Age 3	0	0	0	0	0	0	0	0	0.00%
Age 4	0	0	0	0	0	0	0	0	0.00%
Age 5	0	0	0	0	0	0	0	0	0.00%
Age 6	0	0	0	0	0	0	0	0	0.00%
Age 7	0	0	0	0	0	0	0	0	0.00%
Age 8	0	0	0	0	0	0	0	0	0.00%
Age 9	0	0	0	0	0	0	0	0	0.00%
Age 10	0	0	0	0	0	0	0	0	0.00%
Age 11	0	0	0	0	0	0	0	0	0.00%
Age 12	0	0	0	0	0	0	0	0	0.00%
Age 13	0	0	0	0	0	0	0	0	0.00%
Age 14	0	0	0	0	0	0	0	0	0.00%
Age 15	0	0	0	0	0	0	0	0	0.00%
Age 16	0	0	0	0	0	0	0	0	0.00%
Age 17	0	0	0	0	0	0	0	0	0.00%
Age 18	0	0	0	0	0	0	0	0	0.00%
Age 19 and Over	0	0	0	0	0	0	0	0	0.00%
<b>Totals</b>	<b>0</b>	<b>0</b>	<b>0</b>	<b>0</b>	<b>0</b>	<b>0</b>	<b>0</b>	<b>0</b>	

**Total Children Transferred to Adult Court**

**TENNESSEE COUNCIL OF JUVENILE AND FAMILY COURT JUDGES  
2008 SULLIVAN COUNTY DIV I JUVENILE COURT STATISTICAL DATA**

**Outcomes by Type Of Disposition, Race and Sex for CY 2008**

	<b>White Male</b>	<b>African American Male</b>	<b>Other Race Male</b>	<b>White Female</b>	<b>African American Female</b>	<b>Other Race Female</b>	<b>Unknown Race or Sex</b>	<b>Total</b>
<b><u>General Action Codes</u></b>								
Case Dismissed	183	1	0	98	1	0	1	284
Placement with Relative / Other Individual	71	0	2	52	0	0	0	125
Referred to Defensive Driving School	63	0	0	47	0	0	1	111
Referral to Another Entity for Superv/Servc	70	0	0	37	0	0	0	107
Warned / Counseled	39	0	0	23	0	1	0	63
Public Service	27	0	1	11	0	0	0	39
Released from Probation	20	0	0	14	0	0	0	34
Supervision / Probation to Juvenile Court	14	0	0	10	0	0	0	24
Driver's License Held Informally	17	0	0	7	0	0	0	24
Dismissed from Pretrial Diversion	17	0	0	5	0	0	0	22
Restitution	7	0	0	6	0	0	0	13
Fine	9	0	0	2	0	0	0	11
Held Open For Review	7	0	0	1	0	0	0	8
Referred for Alcohol and Drug Counseling	5	0	0	2	0	0	0	7
Court Defined Curfew	4	0	0	1	0	0	0	5
House Arrest	3	0	0	1	0	0	0	4
Placement with City/Cnty Agcy/Facility	3	0	0	0	0	0	0	3
Dismissed from Informal Adjustment	1	0	0	2	0	0	0	3
Referred for Mental Health Counseling	2	0	0	0	0	0	0	2
Referred to Alcohol Safety School	0	1	0	0	0	0	0	1
Referral to Juvenile Court Educ-Based Pgm	1	0	0	0	0	0	0	1
Private MR Placement	1	0	0	0	0	0	0	1
Case Retired or Nolle Prosequi	0	0	0	0	0	0	0	0
Probation to Parents	0	0	0	0	0	0	0	0
Referred to Alternative School	0	0	0	0	0	0	0	0
Referred to Private Child Agency	0	0	0	0	0	0	0	0
Voluntary Placement with DMHMR	0	0	0	0	0	0	0	0
Private Mental Health Placement	0	0	0	0	0	0	0	0
Runaway Returned	0	0	0	0	0	0	0	0
No Contact Order	0	0	0	0	0	0	0	0
Injunction Other than No Contact Order	0	0	0	0	0	0	0	0
<b>Totals</b>	<b>564</b>	<b>2</b>	<b>3</b>	<b>319</b>	<b>1</b>	<b>1</b>	<b>2</b>	<b>892</b>

**TENNESSEE COUNCIL OF JUVENILE AND FAMILY COURT JUDGES  
2008 SULLIVAN COUNTY DIV I JUVENILE COURT STATISTICAL DATA**

**Outcomes by Type Of Disposition, Race and Sex for CY 2008**

	White Male	African American Male	Other Race Male	White Female	African American Female	Other Race Female	Unknown Race or Sex	Total
<b><u>Formal Action Codes</u></b>								
DCS Probation	41	0	0	9	0	0	0	50
DCS Commitment - Custody	28	0	1	16	0	0	0	45
Placed Under a Valid Court Order	13	0	0	11	0	0	0	24
Transfer to Another Juvenile Court for Dispo	5	0	0	3	1	0	0	9
Parental Rights Terminated	2	0	0	3	0	0	0	5
Supervision by DCS	1	0	0	0	0	0	0	1
Transferred to Adult Court	0	0	0	0	0	0	0	0
DMHMR Involuntary Commitment	0	0	0	0	0	0	0	0
DCS Commitment - Determinate	0	0	0	0	0	0	0	0
DCS Commitment - Suspended	0	0	0	0	0	0	0	0
DCS Intensive Probation	0	0	0	0	0	0	0	0
Other Intensive Probation	0	0	0	0	0	0	0	0
Parental Rights Not Terminated	0	0	0	0	0	0	0	0
<b>Totals</b>	<b>90</b>	<b>0</b>	<b>1</b>	<b>42</b>	<b>1</b>	<b>0</b>	<b>0</b>	<b>134</b>

**Special Proceedings**

Child Support Granted	42	0	0	34	0	0	0	76
Paternity Determined / Child Legitimated	36	0	0	28	0	0	5	69
Child Support Amended	28	0	1	35	0	0	0	64
Visitation Changed	27	0	1	30	0	0	1	59
Visitation Unchanged	5	0	0	12	0	0	0	17
Custody Changed	2	0	0	3	0	0	0	5
Child Support Denied	4	0	0	1	0	0	0	5
Custody Unchanged	3	0	0	1	0	0	0	4
Child Support Terminated	2	0	0	0	0	0	0	2
Order of Reference to DCS	0	0	0	0	0	0	0	0
Court Costs	0	0	0	0	0	0	0	0
Foster Care Terminated	0	0	0	0	0	0	0	0
Foster Care Continued	0	0	0	0	0	0	0	0
Voluntary Acknowledgement of Paternity	0	0	0	0	0	0	0	0
Paternity Not Determ/Child Not Legitimated	0	0	0	0	0	0	0	0
Request for Medical Treatment Granted	0	0	0	0	0	0	0	0
Request for Medical Treatment Denied	0	0	0	0	0	0	0	0
Consent to Marry Granted	0	0	0	0	0	0	0	0
Consent to Marry Denied	0	0	0	0	0	0	0	0
<b>Totals</b>	<b>149</b>	<b>0</b>	<b>2</b>	<b>144</b>	<b>0</b>	<b>0</b>	<b>6</b>	<b>301</b>

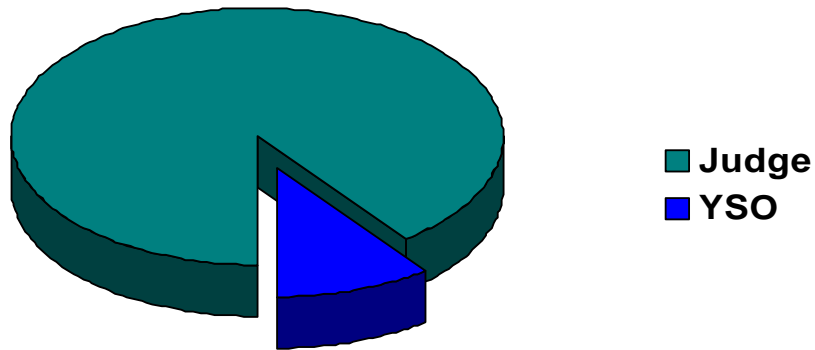
**Other Outcome Codes**

Other	206	0	5	140	0	0	0	351
<b>Totals</b>	<b>206</b>	<b>0</b>	<b>5</b>	<b>140</b>	<b>0</b>	<b>0</b>	<b>0</b>	<b>351</b>

<b>All Outcome Totals</b>	<b>1,009</b>	<b>2</b>	<b>11</b>	<b>645</b>	<b>2</b>	<b>1</b>	<b>8</b>	<b>1,678</b>
---------------------------	--------------	----------	-----------	------------	----------	----------	----------	--------------

**TENNESSEE COUNCIL OF JUVENILE AND FAMILY COURT JUDGES  
2008 SULLIVAN COUNTY DIV I JUVENILE COURT STATISTICAL DATA**

**Breakdown of Referrals by Court Personnel Executing the Action in CY 2008**



	<b>Referrals</b>	<b>% of Referrals</b>
Judge	1,132	89.70%
Referee	0	0.00%
YSO	130	10.30%
Other	0	0.00%
<b>Total</b>	<b>1,262</b>	<b>100.00%</b>