

2008

State of Tennessee

Annual Juvenile Court Statistical Report

Washington County Breakdown

TABLE OF CONTENTS

Report Numbers Listed Below are shown at the Bottom of each Report, followed by the Report Page Number

	Report Number
Juvenile Court Referral Process	
Chart – The Juvenile Court Referral Process	1
Chart – Delinquent, Dependent/Neglect/Abuse, and Status/Unruly Referrals	2
Chart – Referrals by Type of Offense	3
Chart – Referrals for Status/Unruly Offenses	4
Children and Referral Counts by Race and Sex	
Table – Children with Delinquent Referrals by Race and Sex	5
Table – Children with Status/Unruly Referrals by Race and Sex	5
Table – Children with Dependency/Neglect/Abuse Allegations by Race and Sex	5
Table – Referrals Delinquent Referrals by Race and Sex	6
Table – Referrals Status/Unruly Referrals by Race and Sex	6
Table – Referrals Dependency/Neglect/Abuse Allegations by Race and Sex	6
Table/Chart – Referrals by Age Group, Race and Sex	7
Table/Chart – Children Referred by Age, Race and Sex	8
Table/Chart – Children Referred by Race and Sex	9
Table/Chart – Children of Hispanic Origin by Race and Sex	10
Table – Referrals by Type of Offense, Age Group, Race and Sex	11
Living Arrangement of the Child at Time of Referral	
Table/Chart – Living Arrangement at Time of Referral by Race and Sex	12
School Status of Individual Children at Time of Referral to Juvenile Court	
Table – Last Grade Completed by Children by Race and Sex	13
Table – Children Enrolled in School	13
Table – Children Enrolled in Special Education	13
Referral Information by Race, Sex and Class of Referral/Offense	
Table/Chart – Class of Referrals by Race and Sex	14
Table - Referrals by Class and Type of Offense by Race and Sex	15
Referral Reasons by Type, Race and Sex	
Table – Referral Reasons by Type of Offense, Race and Sex	16
Table – Top 4 Referral Reasons by Sex and Race	17
Table – Top 4 Referral Reasons by Sex, Race and Type of Offense	18
Source of Referrals to the Juvenile Court	
Table – Source of Referrals by Race and Sex	19
Table – Six Most Frequent Referral Reasons by Source, Race and Sex	20
Table – Source of Referrals by Type of Offense, Race and Sex	21
Children Referred with Weapons Charges	
Table/Chart – Children Referred for Unlawful Carrying/Possession of a Weapon by Age, Race and Sex	22
Table/Chart – Children Referred for Carrying Weapons on School Property	23
Intake Actions at Referral	
Table/Chart – Intake Actions at Referral by Race and Sex	24
Table/Chart – Intake Actions of Referrals by Class of Offense, Race and Sex	25

TABLE OF CONTENTS


Report Numbers Listed Below are shown at the Bottom of each Report, followed by the Report Page Number

	Report Number
Detention Statistics at Referral	
Table – Detention Statistics at Referral by Individual Child by Race and Sex	26
Table – Detention Statistics at Referral by Individual Case	26
Table – Placement After Secure Detention Hearing by Individual Child by Race and Sex	27
Table – Placement After Secure Detention Hearing by Individual Case	27
Dispositional Procedures	
Table – Procedures used to Dispose or Adjust All Referrals	28
Table – Referrals Disposed by Formal Adjudicatory Proceedings	28
Table – Referrals Disposed by Other Actions	28
Formal and Informal Actions	
Table/Chart – Formal and Informal Actions by Race and Sex	29
Table – Formal and Informal Actions by Type of Offense, Race and Sex	30
Table – Formal and Informal Actions by Class of Referral, Race and Sex	31
Children Transferred to Adult Court	
Table/Chart – Children Transferred to Adult Court by Age, Race and Sex	32
Outcomes by Type of Disposition	
Table – Outcomes by Type of Disposition, Race and Sex	33
Juvenile Court Referrals Disposed County-Wide Based on Number of Referrals	
Table/Chart – Breakdown of Referrals by Court Personnel Executing the Action	34

**TENNESSEE COUNCIL OF JUVENILE AND FAMILY COURT JUDGES
2008 WASHINGTON COUNTY JUVENILE COURT STATISTICAL DATA**

The Juvenile Court Referral Process for CY 2008

Delinquent 547	Status 136	Dependency and Neglect 52	Other Violations 48	Special Proceedings 562	Parentage 136	Other 47
--------------------------	----------------------	-------------------------------------	-------------------------------	-----------------------------------	-------------------------	--------------------



Parents, Victims, School, Relatives, State Dept, etc.
1,126

Law Enforcement
402

Pretrial Diversion, Informal Adjustment
240

Court Actions
1,528

Transfer to Adult Court Hearing
0

Charges Cleared By Transfer to Adult Court
0

Formal Adjudications
560

Special Proceeding
347

Review Concluded
3

Case Held Open
26

Juvenile Court System Outcomes / Dispositions
2,165

Other
352

Formal
155

General
1,079

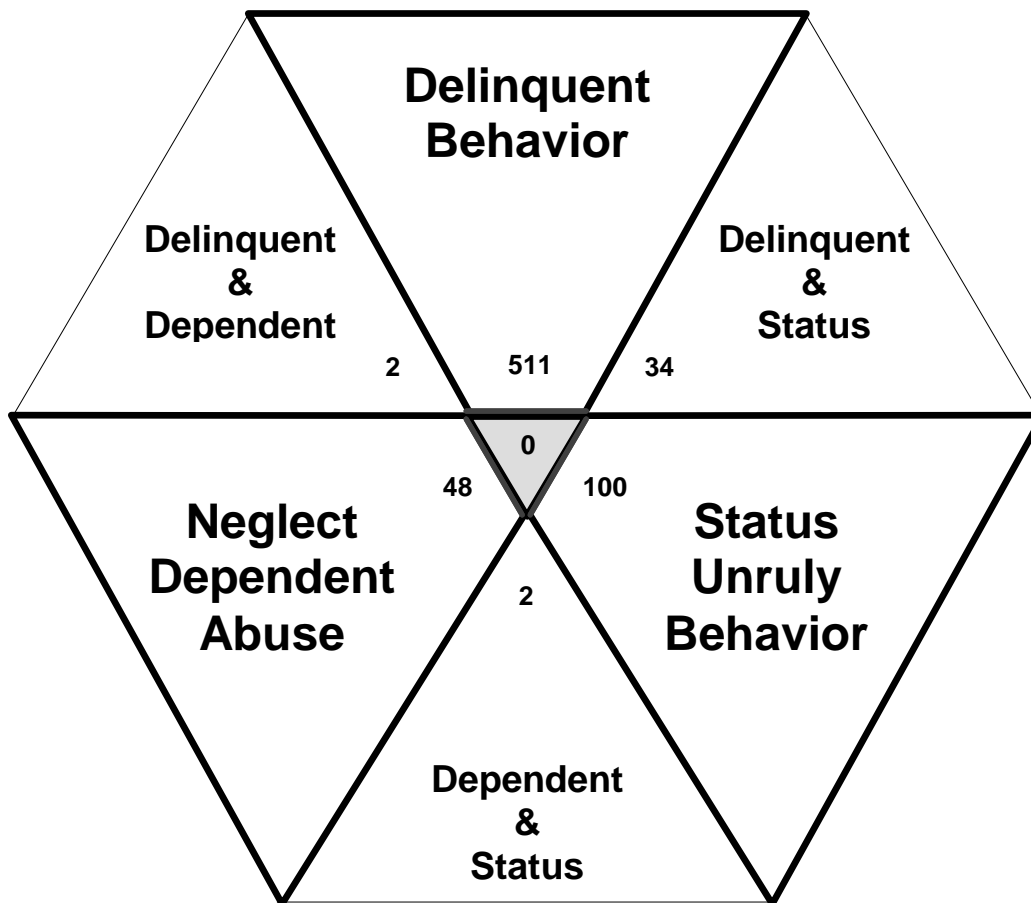
Special Proceedings
437

Other
494

**TENNESSEE COUNCIL OF JUVENILE AND FAMILY COURT JUDGES
2008 WASHINGTON COUNTY JUVENILE COURT STATISTICAL DATA**

Delinquent, Dependent/Neglect/Abuse, and Status/Unruly Referrals for CY 2008

Total = 697



The remaining referrals are for:
Custody, Visitation, Paternity/Legitimation, Child Support,
Special Procedures and Other Referrals

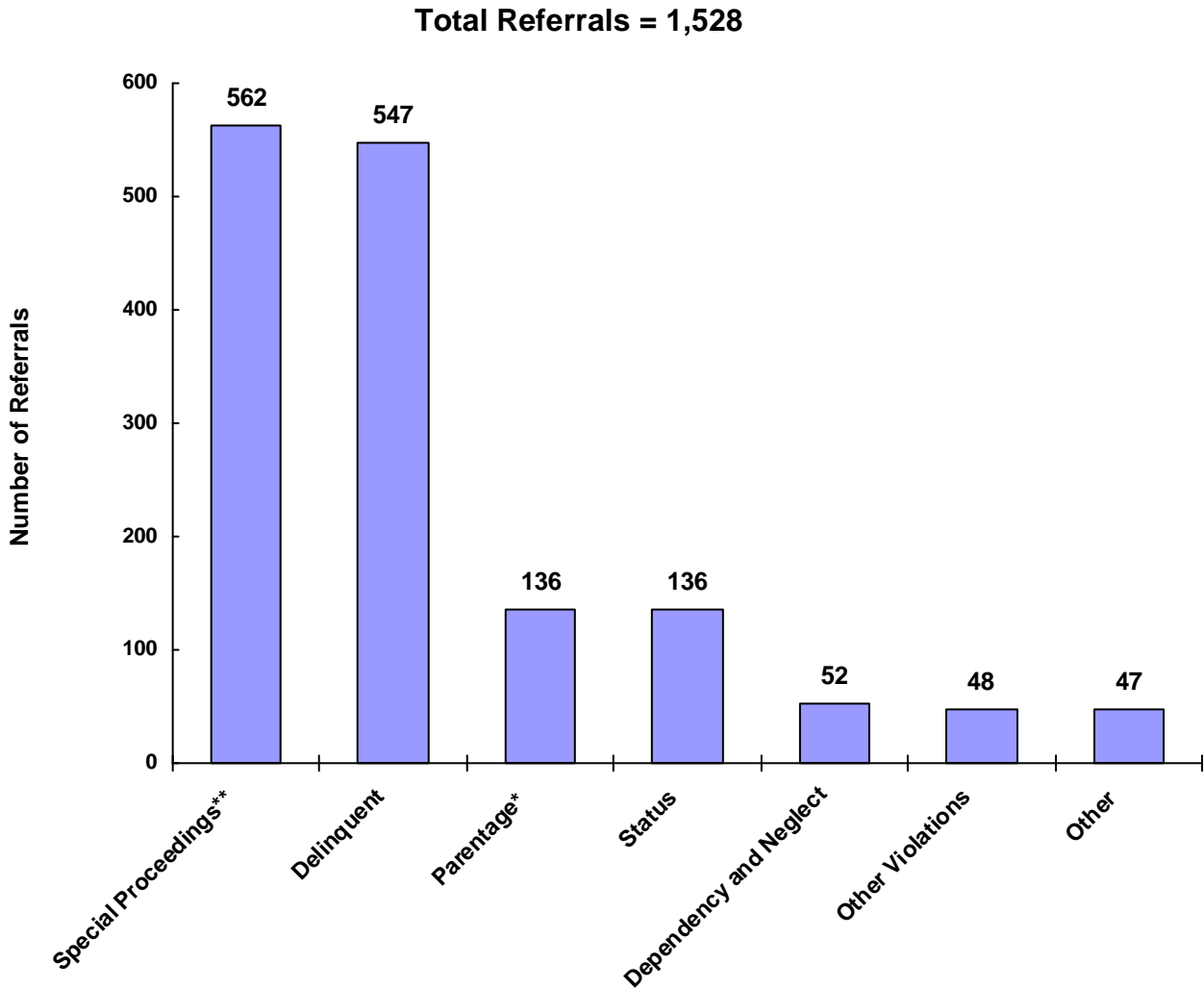
Each child may be counted
in more than one category

Total number of individual children for ALL referrals
disposed by juvenile courts during CY 2008 equals 823

Children can have referrals in multiple categories. The drawing above shows that in the year 2008 there were 511 referrals to Washington County Juvenile Court for children with only delinquent offenses, 100 for those with only status/unruly behavior, and 48 for children with neglect, dependent or abuse referrals during the calendar year. There were 34 referrals for children that had a delinquent AND a status/unruly referral. There were 2 referrals for children with both delinquent behavior AND a neglect, dependent or abuse allegation. There were 2 referrals for children that had both a status/unruly referral AND a neglect, dependent or abuse allegation. Also, there were 0 referrals for children that had a delinquent referral, a status/unruly referral AND a neglect, dependent or abuse allegation.

**TENNESSEE COUNCIL OF JUVENILE AND FAMILY COURT JUDGES
2008 WASHINGTON COUNTY JUVENILE COURT STATISTICAL DATA**

Referrals by Type of Offense in CY 2008



* Parentage includes: Custody, Visitation, Paternity/Legitimation and Child Support

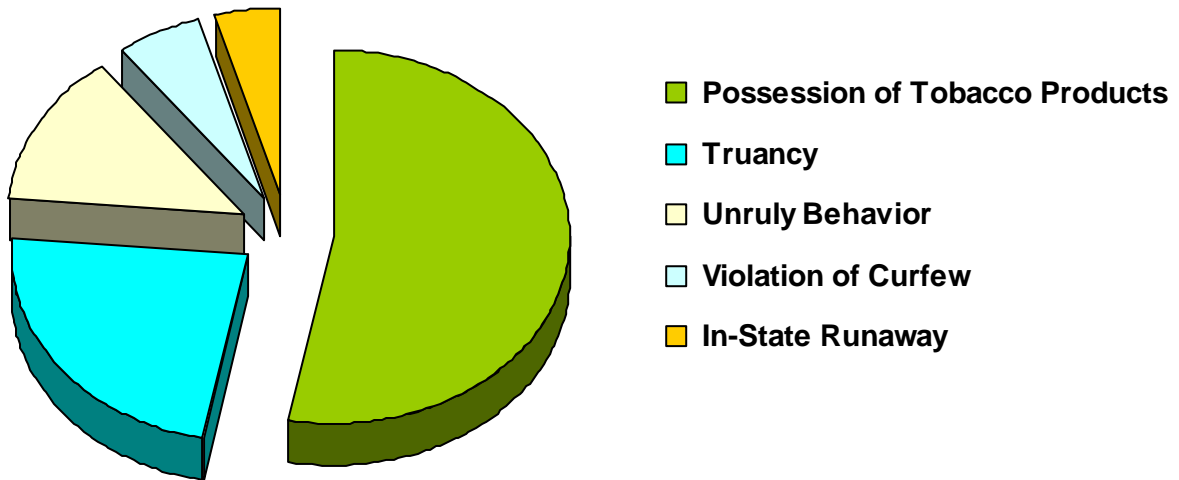
**Special Proceedings include: Judicial Review, Administrative Review, Foster Care Review, Request for Medical Treatment and Consent to Marry

Information from the Juvenile Court represents a total of 823 children and 1,383 cases that were reported to the TCJFCJ.

A Status offense is an offense committed by a child that if committed by an adult, would not be considered an offense or unlawful act. An example of this is smoking when not legally an adult.

**TENNESSEE COUNCIL OF JUVENILE AND FAMILY COURT JUDGES
2008 WASHINGTON COUNTY JUVENILE COURT STATISTICAL DATA**

**Referrals for Status/Unruly Offenses in CY 2008
Total Status/Unruly Referrals = 136**



Referral Reason	Count	Percent
Possession of Tobacco Products	72	52.94%
Truancy	32	23.53%
Unruly Behavior	18	13.24%
Violation of Curfew	8	5.88%
In-State Runaway	6	4.41%
Violation of a Valid Court Order	0	0.00%
Out-of-State Runaway	0	0.00%
Total	136	

**TENNESSEE COUNCIL OF JUVENILE AND FAMILY COURT JUDGES
2008 WASHINGTON COUNTY JUVENILE COURT STATISTICAL DATA**

Children* with Delinquent Referrals by Race and Sex for CY 2008

	White	African American	Native American	Asian	Mixed Race	Unknown Race	Total
Male	241	3	0	1	3	2	250
Female	109	0	0	0	0	1	110
Unknown Sex	0	0	0	0	0	0	
Totals	350	3	0	1	3	3	360

Children* with Status/Unruly Referrals by Race and Sex for CY 2008

	White	African American	Native American	Asian	Mixed Race	Unknown Race	Total
Male	81	1	0	0	0	1	83
Female	39	0	0	0	1	3	43
Unknown Sex	0	0	0	0	0	0	
Totals	120	1	0	0	1	4	126

Children* with Dependency/Neglect/Abuse Allegations by Race and Sex for CY 2008

	White	African American	Native American	Asian	Mixed Race	Unknown Race	Total
Male	18	0	0	0	0	0	18
Female	16	0	0	0	0	2	18
Unknown Sex	0	0	0	0	0	0	
Totals	34	0	0	0	0	2	36

* A child may be counted in more than one category

**TENNESSEE COUNCIL OF JUVENILE AND FAMILY COURT JUDGES
2008 WASHINGTON COUNTY JUVENILE COURT STATISTICAL DATA**

Delinquent Referrals by Race and Sex for CY 2008

	White	African American	Native American	Asian	Mixed Race	Unknown Race	Total
Male	378	3	0	1	8	2	392
Female	154	0	0	0	0	1	155
Unknown Sex	0	0	0	0	0	0	0
Totals	532	3	0	1	8	3	547

Status/Unruly Referrals by Race and Sex for CY 2008

	White	African American	Native American	Asian	Mixed Race	Unknown Race	Total
Male	86	1	0	0	0	1	88
Female	44	0	0	0	1	3	48
Unknown Sex	0	0	0	0	0	0	0
Totals	130	1	0	0	1	4	136

Dependency/Neglect/Abuse Allegations by Race and Sex for CY 2008

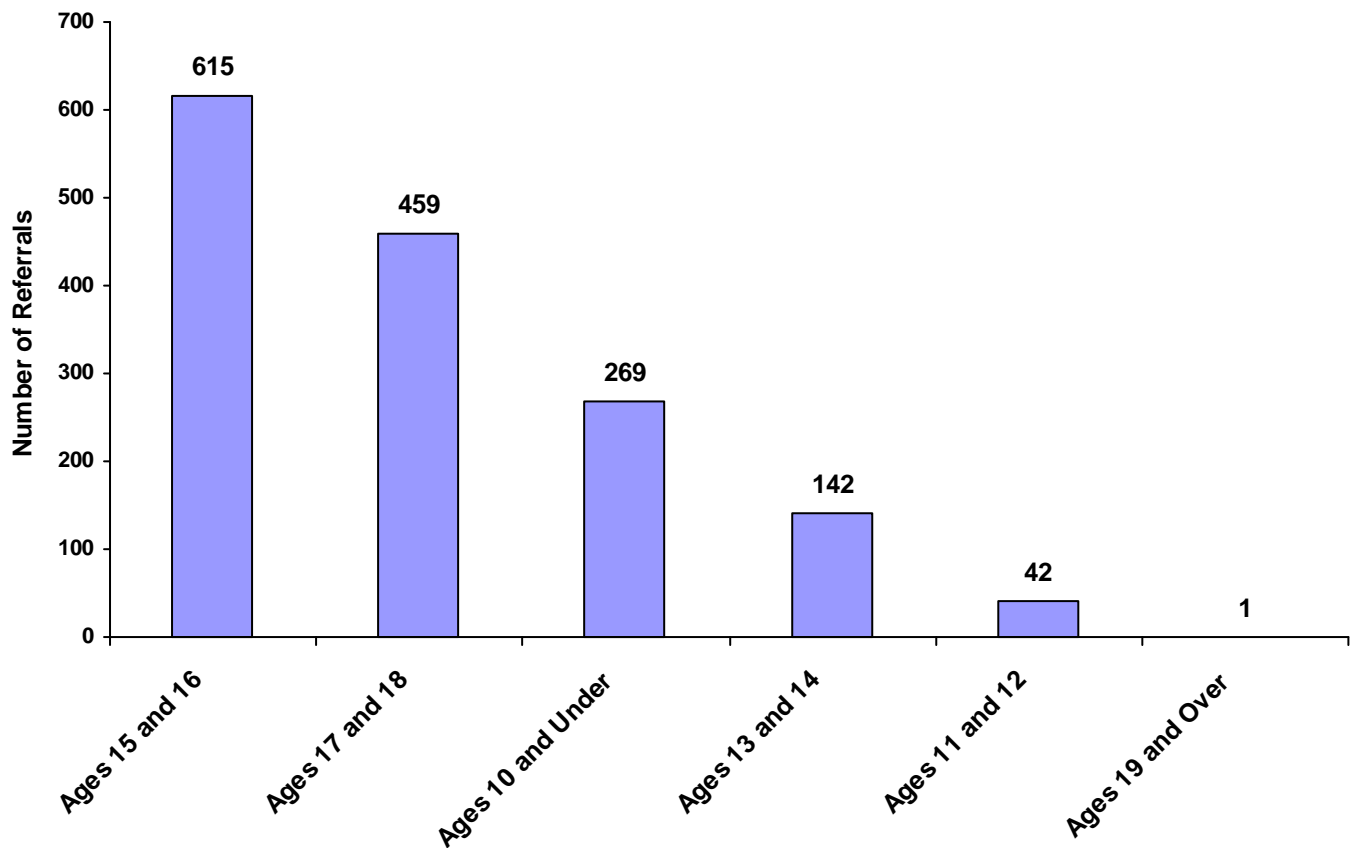
	White	African American	Native American	Asian	Mixed Race	Unknown Race	Total
Male	25	0	0	1	0	0	26
Female	22	1	0	0	1	2	26
Unknown Sex	0	0	0	0	0	0	0
Totals	47	1	0	1	1	2	52

**TENNESSEE COUNCIL OF JUVENILE AND FAMILY COURT JUDGES
2008 WASHINGTON COUNTY JUVENILE COURT STATISTICAL DATA**

Referrals by Age Group, Race and Sex for CY 2008

	White Male	African American Male	Other Race Male	White Female	African American Female	Other Race Female	Unknown Race or Sex	Total	% of Total Referrals
Birth through Age 10	114	0	6	131	2	7	9	269	17.60%
Ages 11 and 12	21	2	1	17	1	0	0	42	2.75%
Ages 13 and 14	85	0	2	47	1	3	4	142	9.29%
Ages 15 and 16	375	3	10	219	0	2	6	615	40.25%
Ages 17 and 18	310	1	3	140	1	1	3	459	30.04%
Ages 19 and Over	1	0	0	0	0	0	0	1	0.07%
All Age Group Totals	906	6	22	554	5	13	22	1,528	

Total Referrals by Age Group

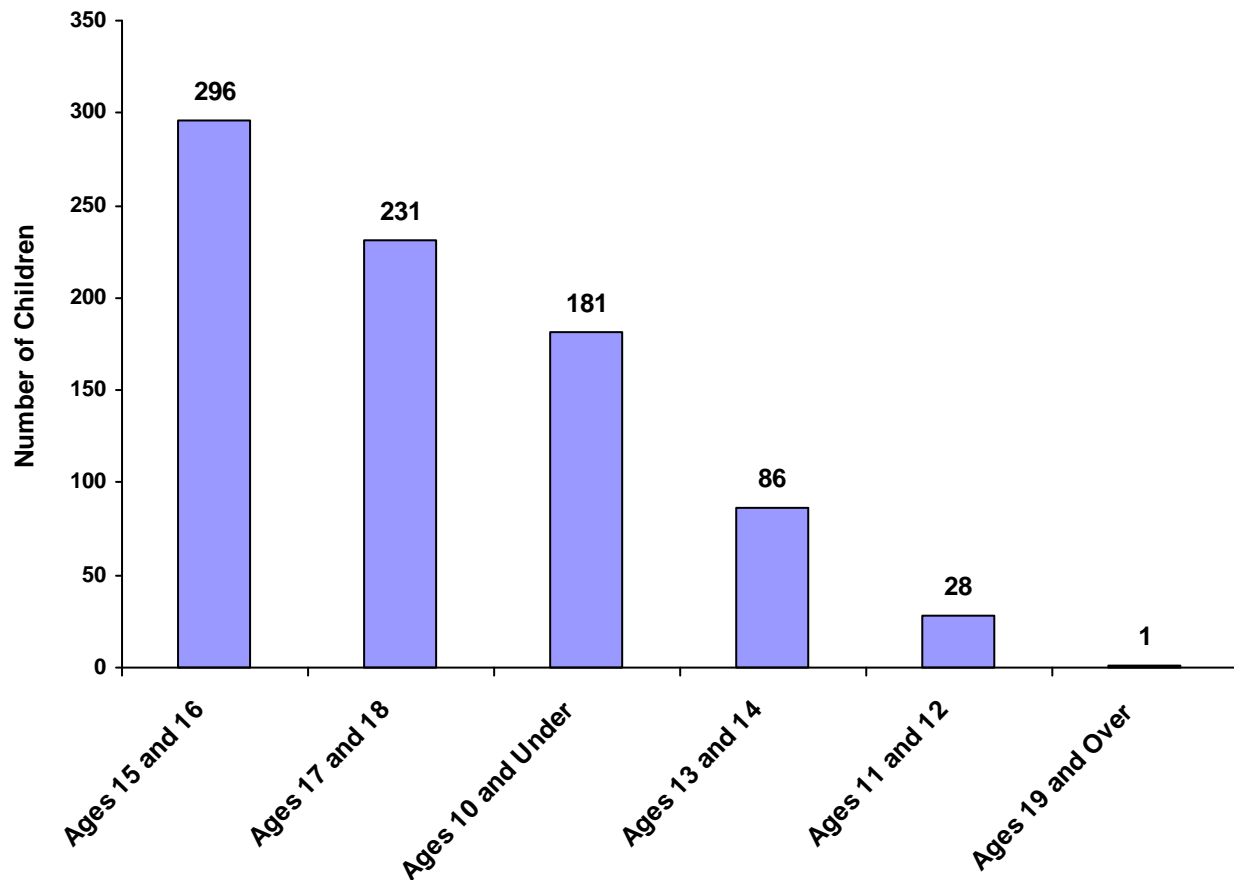


**TENNESSEE COUNCIL OF JUVENILE AND FAMILY COURT JUDGES
2008 WASHINGTON COUNTY JUVENILE COURT STATISTICAL DATA**

Children Referred by Age Group, Race and Sex for CY 2008

	White Male	African American Male	Other Race Male	White Female	African American Female	Other Race Female	Unknown Race or Sex	Total	% of All Children Referred
Ages 10 and Under	79	0	4	83	2	4	9	181	21.99%
Ages 11 through 12	18	1	1	8	0	0	0	28	3.40%
Ages 13 through 14	48	0	2	30	1	2	3	86	10.45%
Ages 15 through 16	181	2	2	105	0	2	4	296	35.97%
Ages 17 through 18	148	1	2	75	1	1	3	231	28.07%
Ages 19 and Over	1	0	0	0	0	0	0	1	0.12%
Total	475	4	11	301	4	9	19	823	

Total Children by Age Group

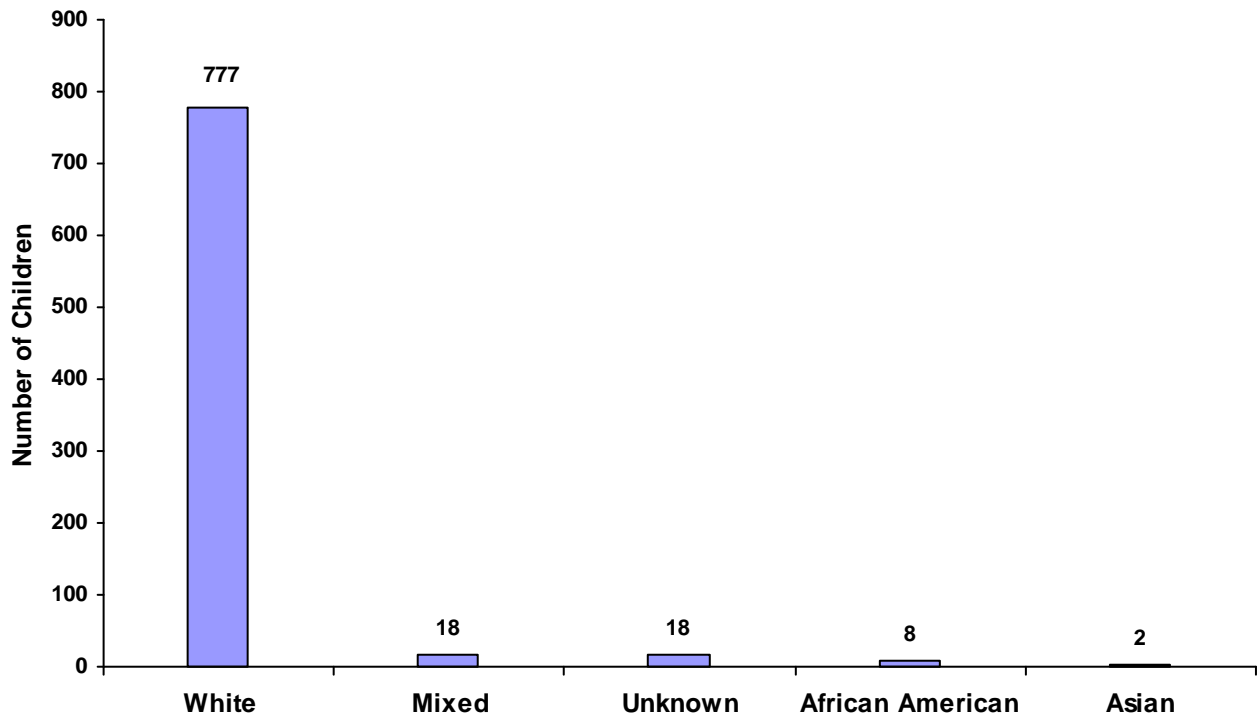


**TENNESSEE COUNCIL OF JUVENILE AND FAMILY COURT JUDGES
2008 WASHINGTON COUNTY JUVENILE COURT STATISTICAL DATA**

Children Referred by Race and Sex for CY 2008

Race	Male	Female	Unknown	Total
White	475	301	1	777
African American	4	4	0	8
Native American	0	0	0	0
Asian	2	0	0	2
Mixed	9	9	0	18
Unknown	9	9	0	18
Total	499	323	1	823

Total Children by Race

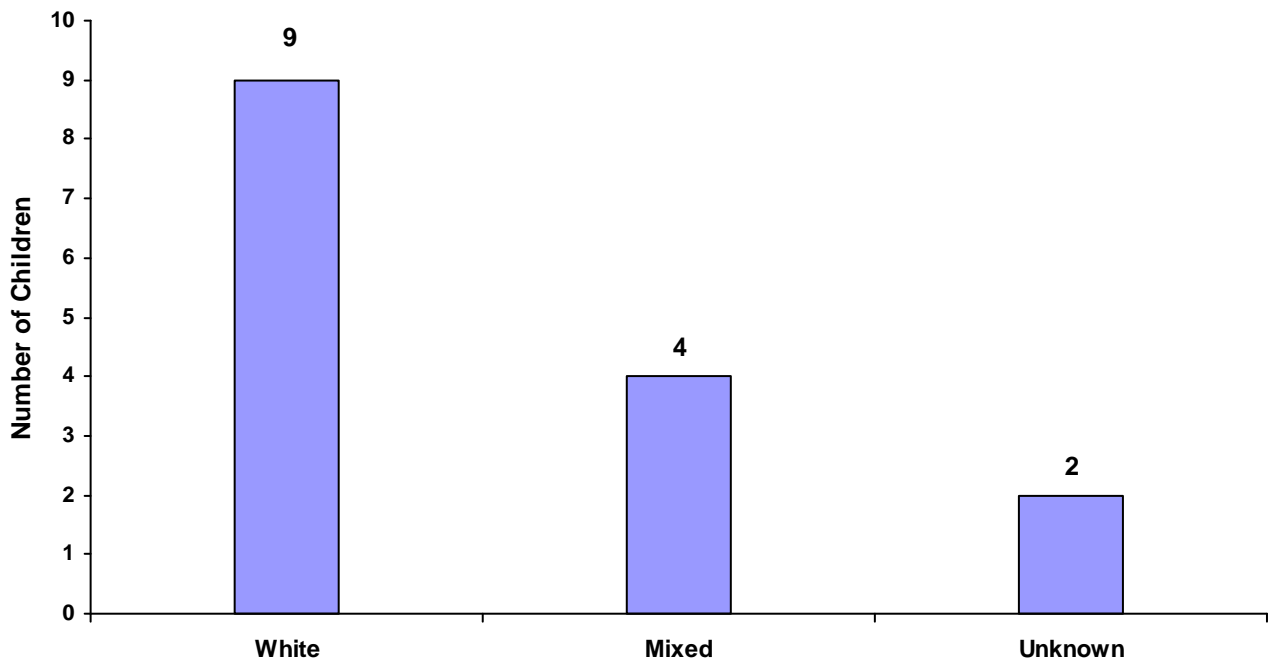


**TENNESSEE COUNCIL OF JUVENILE AND FAMILY COURT JUDGES
2008 WASHINGTON COUNTY JUVENILE COURT STATISTICAL DATA**

Children of Hispanic Origin by Race and Sex for CY 2008

Race	Male	Female	Unknown	Total
White	5	4	0	9
African American	0	0	0	0
Native American	0	0	0	0
Asian	0	0	0	0
Mixed	2	2	0	4
Unknown	2	0	0	2
Total	9	6	0	15

Total Children of Hispanic Origin by Race



**TENNESSEE COUNCIL OF JUVENILE AND FAMILY COURT JUDGES
2008 WASHINGTON COUNTY JUVENILE COURT STATISTICAL DATA**

Referrals by Type of Offense, Age Group, Race and Sex for CY 2008

	White Male	African American Male	Other Race Male	White Female	African American Female	Other Race Female	Unknown Race or Sex	Total
Delinquent								
Ages 10 and Under	4	0	0	0	0	0	0	4
Ages 11 through 12	6	1	0	2	0	0	0	9
Ages 13 through 14	39	0	0	6	0	0	1	46
Ages 15 through 16	174	1	7	91	0	0	2	275
Ages 17 through 18	155	1	2	55	0	0	0	213
Ages 19 and Over	0	0	0	0	0	0	0	0
Total	378	3	9	154	0	0	3	547
Status								
Ages 10 and Under	1	0	0	0	0	0	0	1
Ages 11 through 12	1	0	0	0	0	0	0	1
Ages 13 through 14	14	0	0	11	0	1	1	27
Ages 15 through 16	52	1	0	23	0	0	1	77
Ages 17 through 18	18	0	0	10	0	0	2	30
Ages 19 and Over	0	0	0	0	0	0	0	0
Total	86	1	0	44	0	1	4	136
Dependency and Neglect								
Ages 10 and Under	16	0	0	15	1	1	2	35
Ages 11 through 12	5	0	1	0	0	0	0	6
Ages 13 through 14	2	0	0	2	0	0	0	4
Ages 15 through 16	0	0	0	4	0	0	0	4
Ages 17 through 18	2	0	0	1	0	0	0	3
Ages 19 and Over	0	0	0	0	0	0	0	0
Total	25	0	1	22	1	1	2	52
Other Violations								
Ages 10 and Under	0	0	0	0	0	0	0	0
Ages 11 through 12	0	0	0	0	0	0	0	0
Ages 13 through 14	3	0	0	3	0	0	0	6
Ages 15 through 16	14	0	0	12	0	0	0	26
Ages 17 through 18	8	0	0	8	0	0	0	16
Ages 19 and Over	0	0	0	0	0	0	0	0
Total	25	0	0	23	0	0	0	48

**TENNESSEE COUNCIL OF JUVENILE AND FAMILY COURT JUDGES
2008 WASHINGTON COUNTY JUVENILE COURT STATISTICAL DATA**

Referrals by Type of Offense, Age Group, Race and Sex for CY 2008

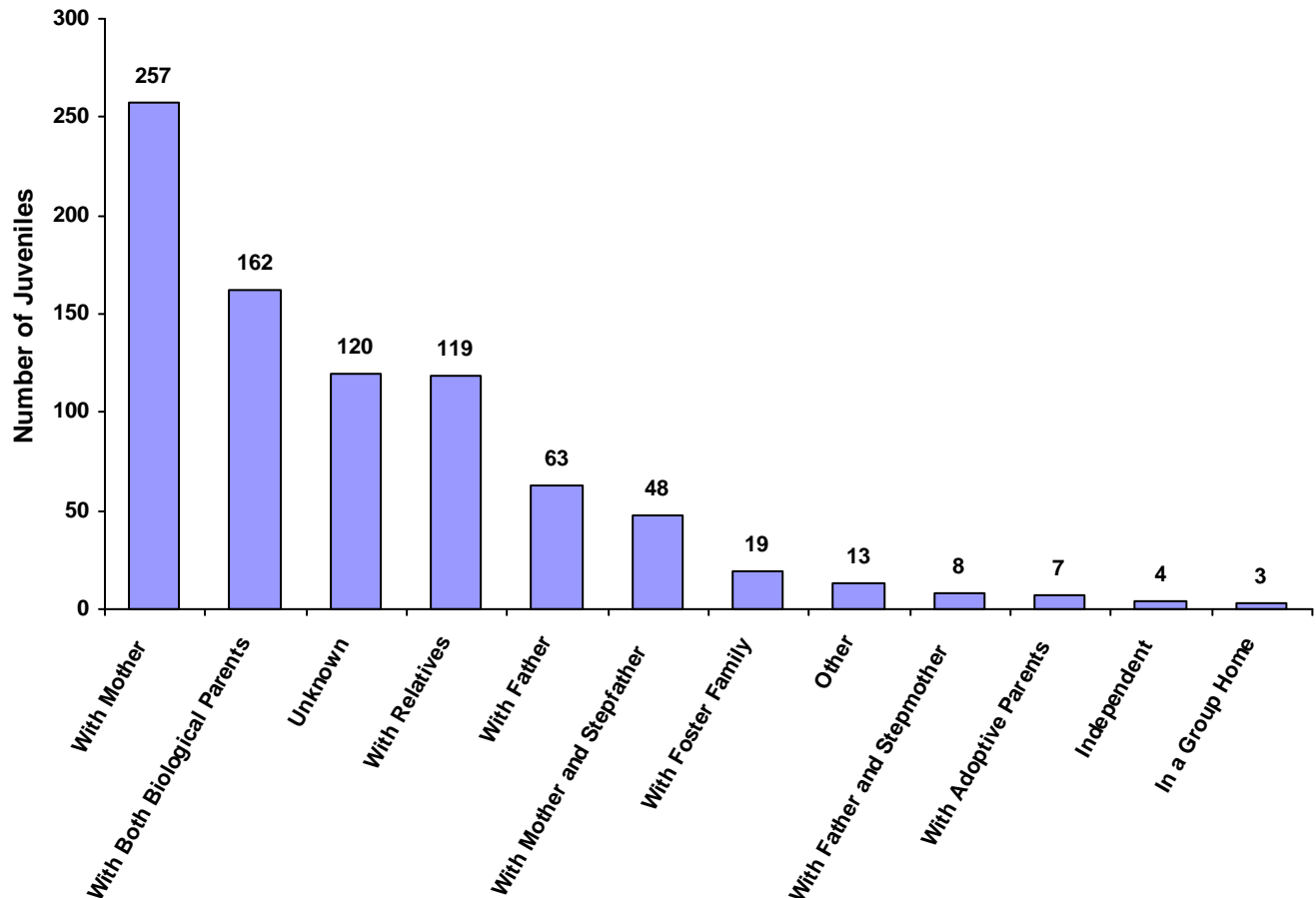
	White Male	African American Male	Other Race Male	White Female	African American Female	Other Race Female	Unknown Race or Sex	Total
Special Proceedings								
Ages 10 and Under	91	0	6	116	1	6	7	227
Ages 11 through 12	9	1	0	14	1	0	0	25
Ages 13 through 14	22	0	2	23	1	2	2	52
Ages 15 through 16	121	1	1	79	0	2	3	207
Ages 17 through 18	118	0	0	65	1	1	1	186
Ages 19 and Over	1	0	0	0	0	0	0	1
Total	362	2	9	297	4	11	13	698
Other								
Ages 10 and Under	2	0	0	0	0	0	0	2
Ages 11 through 12	0	0	0	1	0	0	0	1
Ages 13 through 14	5	0	0	2	0	0	0	7
Ages 15 through 16	14	0	2	10	0	0	0	26
Ages 17 through 18	9	0	1	1	0	0	0	11
Ages 19 and Over	0	0	0	0	0	0	0	0
Total	30	0	3	14	0	0	0	47
Grand Total	906	6	22	554	5	13	22	1,528

TENNESSEE COUNCIL OF JUVENILE AND FAMILY COURT JUDGES 2008 WASHINGTON COUNTY JUVENILE COURT STATISTICAL DATA

Living Arrangement of Juveniles by Race and Sex for CY 2008

	White Male	African American Male	Other Race Male	White Female	African American Female	Other Race Female	Unknown Race or Sex	Total	% of All Children Referred
With Both Biological Parents	108	0	0	52	0	1	1	162	19.68%
With Father and Stepmother	5	0	0	3	0	0	0	8	0.97%
With Mother and Stepfather	30	0	1	17	0	0	0	48	5.83%
With Mother	141	1	5	102	0	3	5	257	31.23%
With Father	43	1	1	15	0	1	2	63	7.65%
With Relatives	48	0	0	62	1	3	5	119	14.46%
With Adoptive Parents	5	1	0	0	0	0	1	7	0.85%
With Foster Family	10	0	2	4	2	1	0	19	2.31%
In a Group Home	1	0	0	1	0	0	1	3	0.36%
In a Residential Center	0	0	0	0	0	0	0	0	0.00%
In an Institution	0	0	0	0	0	0	0	0	0.00%
Independent	2	0	0	2	0	0	0	4	0.49%
Unknown	73	1	1	40	1	0	4	120	14.58%
Other	9	0	1	3	0	0	0	13	1.58%
Totals	475	4	11	301	4	9	19	823	

Living Arrangement of Juveniles



**TENNESSEE COUNCIL OF JUVENILE AND FAMILY COURT JUDGES
2008 WASHINGTON COUNTY JUVENILE COURT STATISTICAL DATA**

Last Grade Completed by Children by Race and Sex for CY 2008

	White Male	African American Male	Other Race Male	White Female	African American Female	Other Race Female	Unknown Race or Sex	Total	% of All Children Referred
Too Young for School	40	0	2	40	0	4	2	88	10.69%
Preschool	0	0	0	0	0	0	0	0	0.00%
Kindergarten	4	0	1	1	0	0	0	6	0.73%
1st Grade	3	0	0	0	1	0	0	4	0.49%
2nd Grade	1	0	0	2	0	0	0	3	0.36%
3rd Grade	1	0	0	1	0	0	0	2	0.24%
4th Grade	2	0	0	1	1	0	1	5	0.61%
5th Grade	4	0	0	0	0	0	0	4	0.49%
6th Grade	6	0	0	0	0	0	0	6	0.73%
7th Grade	8	0	0	3	0	0	0	11	1.34%
8th Grade	23	0	1	27	0	1	1	53	6.44%
9th Grade	40	0	0	25	0	0	1	66	8.02%
10th Grade	71	1	0	28	0	0	0	100	12.15%
11th Grade	40	0	0	18	0	1	0	59	7.17%
12th Grade	0	0	0	0	0	0	0	0	0.00%
Non-Graded Special Ed	0	0	0	0	0	0	0	0	0.00%
GED	5	0	0	1	0	0	0	6	0.73%
Graduated	6	0	1	1	0	0	0	8	0.97%
Never Attended School	0	0	0	1	0	0	0	1	0.12%
Unknown	221	3	6	152	2	3	14	401	48.72%
Other	0	0	0	0	0	0	0	0	0.00%
Totals	475	4	11	301	4	9	19	823	

Children Enrolled in School

	Children	% of All Children
Enrolled	511	62.09%
Not Enrolled	107	13.00%
Unknown	205	24.91%
	823	

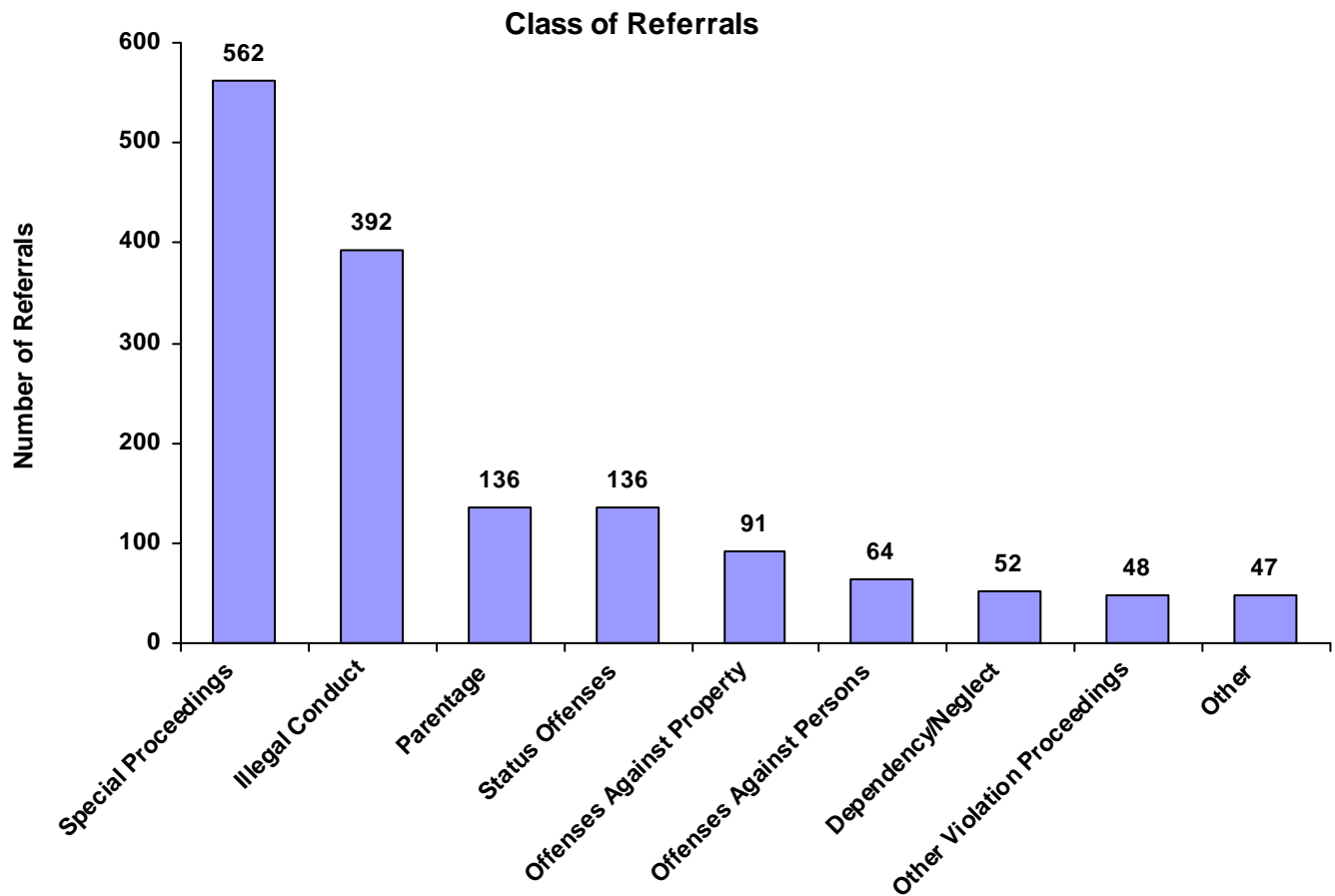
Children Enrolled in Special Education

	Children	% of All Children
Enrolled	26	3.16%
Not Enrolled	241	29.28%
Unknown	556	67.56%
	823	

**TENNESSEE COUNCIL OF JUVENILE AND FAMILY COURT JUDGES
2008 WASHINGTON COUNTY JUVENILE COURT STATISTICAL DATA**

Class of Referrals by Race and Sex for CY 2008

	White Male	African American Male	Other Race Male	White Female	African American Female	Other Race Female	Unknown Race or Sex	Total	% of Total Referrals
Offenses Against Persons	46	1	5	12	0	0	0	64	4.19%
Offenses Against Property	62	0	0	29	0	0	0	91	5.96%
Illegal Conduct	270	2	4	113	0	0	3	392	25.65%
Status Offenses	86	1	0	44	0	1	4	136	8.90%
Dependency/Neglect	25	0	1	22	1	1	2	52	3.40%
Other Violation Proceedings	25	0	0	23	0	0	0	48	3.14%
Parentage	53	0	5	70	0	5	3	136	8.90%
Special Proceedings	309	2	4	227	4	6	10	562	36.78%
Other	30	0	3	14	0	0	0	47	3.08%
Totals	906	6	22	554	5	13	22	1,528	



**TENNESSEE COUNCIL OF JUVENILE AND FAMILY COURT JUDGES
2008 WASHINGTON COUNTY JUVENILE COURT STATISTICAL DATA**

Referrals by Class and Type Of Offense by Race and Sex for CY 2008

	White Male	African American Male	Other Race Male	White Female	African American Female	Other Race Female	Unknown Race or Sex	Total
<u>Offenses Against Persons</u>								
Assault	33	1	1	12	0	0	0	47
Aggravated Assault	5	0	2	0	0	0	0	7
Reckless Endangerment	3	0	0	0	0	0	0	3
Attempted Crime Against a Person	1	0	1	0	0	0	0	2
Esp. Aggravated Robbery	1	0	0	0	0	0	0	1
Aggravated Sexual Battery	1	0	0	0	0	0	0	1
Rape	1	0	0	0	0	0	0	1
Other Sexual Offenses	1	0	0	0	0	0	0	1
Robbery	0	0	1	0	0	0	0	1
Criminal Homicide	0	0	0	0	0	0	0	0
1st Degree Murder	0	0	0	0	0	0	0	0
2nd Degree Murder	0	0	0	0	0	0	0	0
Aggravated Rape	0	0	0	0	0	0	0	0
Rape of a Child	0	0	0	0	0	0	0	0
Aggravated Vehicular Homicide	0	0	0	0	0	0	0	0
Esp. Aggravated Kidnapping	0	0	0	0	0	0	0	0
Aggravated Robbery	0	0	0	0	0	0	0	0
Aggravated Kidnapping	0	0	0	0	0	0	0	0
Aggravated Child Abuse / Neglect	0	0	0	0	0	0	0	0
Voluntary Manslaughter	0	0	0	0	0	0	0	0
Vehicular Homicide	0	0	0	0	0	0	0	0
Sexual Abuse of a Child	0	0	0	0	0	0	0	0
Criminally Negligent Homicide	0	0	0	0	0	0	0	0
Totals	46	1	5	12	0	0	0	64
<u>Offenses Against Property</u>								
Theft of Property	25	0	0	25	0	0	0	50
Aggravated Burglary	12	0	0	3	0	0	0	15
Vandalism	13	0	0	0	0	0	0	13
Burglary	4	0	0	1	0	0	0	5
Arson	4	0	0	0	0	0	0	4
Unauthorized Use of a Vehicle	2	0	0	0	0	0	0	2
Forgery	1	0	0	0	0	0	0	1
Illegal Poss/Use of Credit/Debit Cards	1	0	0	0	0	0	0	1
Aggravated Arson	0	0	0	0	0	0	0	0
Worthless Checks	0	0	0	0	0	0	0	0
Cruelty to Animals	0	0	0	0	0	0	0	0
Totals	62	0	0	29	0	0	0	91

**TENNESSEE COUNCIL OF JUVENILE AND FAMILY COURT JUDGES
2008 WASHINGTON COUNTY JUVENILE COURT STATISTICAL DATA**

Referrals by Class and Type Of Offense by Race and Sex for CY 2008

	White Male	African American Male	Other Race Male	White Female	African American Female	Other Race Female	Unknown Race or Sex	Total
<u>Illegal Conduct</u>								
Traffic	123	2	1	50	0	0	1	177
Violation of Probation	53	0	1	40	0	0	0	94
Other Drug Offenses	36	0	1	4	0	0	1	42
Possession/Consumption of Alcohol	14	0	0	8	0	0	0	22
Carrying Weapons on School Property	8	0	0	0	0	0	1	9
Disorderly Conduct	5	0	0	2	0	0	0	7
Criminal Trespass	7	0	0	0	0	0	0	7
Evading Arrest	4	0	0	1	0	0	0	5
Public Intoxication	5	0	0	0	0	0	0	5
Driving Under Influence (DUI)	1	0	1	2	0	0	0	4
Resist Stop/Frisk/Halt/Arrest/Search	2	0	0	2	0	0	0	4
Violation of Wildlife Regulations	4	0	0	0	0	0	0	4
Violation of Aftercare	3	0	0	0	0	0	0	3
Possession of Controlled Substances	1	0	0	1	0	0	0	2
Harassment	2	0	0	0	0	0	0	2
Filing a False Police Report	1	0	0	1	0	0	0	2
Sale of Controlled Substances	0	0	0	1	0	0	0	1
Failure to Appear	1	0	0	0	0	0	0	1
Criminal Impersonation	0	0	0	1	0	0	0	1
Criminal Attempt	0	0	0	0	0	0	0	0
Unlawful Carrying / Poss of a Weapon	0	0	0	0	0	0	0	0
Escape	0	0	0	0	0	0	0	0
Aggravated Criminal Trespass	0	0	0	0	0	0	0	0
Gambling	0	0	0	0	0	0	0	0
Local Ordinances	0	0	0	0	0	0	0	0
Contempt of Court	0	0	0	0	0	0	0	0
Totals	270	2	4	113	0	0	3	392
<u>Status Offenses</u>								
Possession of Tobacco Products	56	0	0	16	0	0	0	72
Truancy	15	0	0	14	0	0	3	32
Unruly Behavior	7	0	0	9	0	1	1	18
Violation of Curfew	5	1	0	2	0	0	0	8
In-State Runaway	3	0	0	3	0	0	0	6
Out-of-State Runaway	0	0	0	0	0	0	0	0
Violation of a Valid Court Order	0	0	0	0	0	0	0	0
Totals	86	1	0	44	0	1	4	136
<u>Dependency/Neglect</u>								
Dependency / Neglect	18	0	0	16	0	0	2	36
Termination of Parental Rights	7	0	1	6	1	1	0	16
Sexually Abused Child	0	0	0	0	0	0	0	0
Physically Abused Child	0	0	0	0	0	0	0	0
Totals	25	0	1	22	1	1	2	52

**TENNESSEE COUNCIL OF JUVENILE AND FAMILY COURT JUDGES
2008 WASHINGTON COUNTY JUVENILE COURT STATISTICAL DATA**

Referrals by Class and Type Of Offense by Race and Sex for CY 2008

	White Male	African American Male	Other Race Male	White Female	African American Female	Other Race Female	Unknown Race or Sex	Total
<u>Other Violation Proceedings</u>								
Violation of Pretrial Diversion	25	0	0	23	0	0	0	48
Violation of Informal Adjustment	0	0	0	0	0	0	0	0
Totals	25	0	0	23	0	0	0	48
<u>Parentage</u>								
Custody	40	0	4	54	0	4	2	104
Visitation	10	0	0	11	0	1	0	22
Paternity / Legitimation	3	0	1	4	0	0	0	8
Child Support	0	0	0	1	0	0	1	2
Totals	53	0	5	70	0	5	3	136
<u>Special Proceedings</u>								
Judicial Review	307	2	4	227	4	6	10	560
Administrative Review	2	0	0	0	0	0	0	2
Foster Care Review	0	0	0	0	0	0	0	0
Request for Medical Treatment	0	0	0	0	0	0	0	0
Consent to Marry	0	0	0	0	0	0	0	0
Totals	309	2	4	227	4	6	10	562
<u>Other</u>								
Other	30	0	3	14	0	0	0	47
Totals	30	0	3	14	0	0	0	47
All Referral Totals	906	6	22	554	5	13	22	1,528

**TENNESSEE COUNCIL OF JUVENILE AND FAMILY COURT JUDGES
2008 WASHINGTON COUNTY JUVENILE COURT STATISTICAL DATA**

Referral Reasons by Type of Offense, Race and Sex for CY 2008

	White Male	African American Male	Other Race Male	White Female	African American Female	Other Race Female	Unknown Race or Sex	Total
Delinquent								
Traffic	123	2	1	50	0	0	1	177
Violation of Probation	53	0	1	40	0	0	0	94
Theft of Property	25	0	0	25	0	0	0	50
Assault	33	1	1	12	0	0	0	47
Other Drug Offenses	36	0	1	4	0	0	1	42
Possession/Consumption of Alcohol	14	0	0	8	0	0	0	22
Aggravated Burglary	12	0	0	3	0	0	0	15
Vandalism	13	0	0	0	0	0	0	13
Carrying Weapons on School Property	8	0	0	0	0	0	1	9
Aggravated Assault	5	0	2	0	0	0	0	7
Disorderly Conduct	5	0	0	2	0	0	0	7
Criminal Trespass	7	0	0	0	0	0	0	7
Burglary	4	0	0	1	0	0	0	5
Evading Arrest	4	0	0	1	0	0	0	5
Public Intoxication	5	0	0	0	0	0	0	5
Arson	4	0	0	0	0	0	0	4
Driving Under Influence (DUI)	1	0	1	2	0	0	0	4
Resist Stop/Frisk/Halt/Arrest/Search	2	0	0	2	0	0	0	4
Violation of Wildlife Regulations	4	0	0	0	0	0	0	4
Reckless Endangerment	3	0	0	0	0	0	0	3
Violation of Aftercare	3	0	0	0	0	0	0	3
Attempted Crime Against a Person	1	0	1	0	0	0	0	2
Unauthorized Use of a Vehicle	2	0	0	0	0	0	0	2
Possession of Controlled Substances	1	0	0	1	0	0	0	2
Harassment	2	0	0	0	0	0	0	2
Filing a False Police Report	1	0	0	1	0	0	0	2
Esp. Aggravated Robbery	1	0	0	0	0	0	0	1
Aggravated Sexual Battery	1	0	0	0	0	0	0	1
Rape	1	0	0	0	0	0	0	1
Other Sexual Offenses	1	0	0	0	0	0	0	1
Robbery	0	0	1	0	0	0	0	1
Forgery	1	0	0	0	0	0	0	1
Illegal Poss/Use of Credit/Debit Cards	1	0	0	0	0	0	0	1
Sale of Controlled Substances	0	0	0	1	0	0	0	1
Failure to Appear	1	0	0	0	0	0	0	1
Criminal Impersonation	0	0	0	1	0	0	0	1
Criminal Homicide	0	0	0	0	0	0	0	0
1st Degree Murder	0	0	0	0	0	0	0	0
2nd Degree Murder	0	0	0	0	0	0	0	0
Aggravated Rape	0	0	0	0	0	0	0	0
Rape of a Child	0	0	0	0	0	0	0	0
Aggravated Vehicular Homicide	0	0	0	0	0	0	0	0
Esp. Aggravated Kidnapping	0	0	0	0	0	0	0	0
Aggravated Robbery	0	0	0	0	0	0	0	0
Aggravated Kidnapping	0	0	0	0	0	0	0	0
Aggravated Child Abuse / Neglect	0	0	0	0	0	0	0	0
Voluntary Manslaughter	0	0	0	0	0	0	0	0
Vehicular Homicide	0	0	0	0	0	0	0	0
Sexual Abuse of a Child	0	0	0	0	0	0	0	0
Criminally Negligent Homicide	0	0	0	0	0	0	0	0
Aggravated Arson	0	0	0	0	0	0	0	0
Worthless Checks	0	0	0	0	0	0	0	0

**TENNESSEE COUNCIL OF JUVENILE AND FAMILY COURT JUDGES
2008 WASHINGTON COUNTY JUVENILE COURT STATISTICAL DATA**

Referral Reasons by Type of Offense, Race and Sex for CY 2008

	White Male	African American Male	Other Race Male	White Female	African American Female	Other Race Female	Unknown Race or Sex	Total
<u>Delinquent</u>								
Cruelty to Animals	0	0	0	0	0	0	0	0
Criminal Attempt	0	0	0	0	0	0	0	0
Unlawful Carrying / Poss of a Weapon	0	0	0	0	0	0	0	0
Escape	0	0	0	0	0	0	0	0
Aggravated Criminal Trespass	0	0	0	0	0	0	0	0
Gambling	0	0	0	0	0	0	0	0
Local Ordinances	0	0	0	0	0	0	0	0
Contempt of Court	0	0	0	0	0	0	0	0
Totals	378	3	9	154	0	0	3	547
<u>Status</u>								
Possession of Tobacco Products	56	0	0	16	0	0	0	72
Truancy	15	0	0	14	0	0	3	32
Unruly Behavior	7	0	0	9	0	1	1	18
Violation of Curfew	5	1	0	2	0	0	0	8
In-State Runaway	3	0	0	3	0	0	0	6
Out-of-State Runaway	0	0	0	0	0	0	0	0
Violation of a Valid Court Order	0	0	0	0	0	0	0	0
Totals	86	1	0	44	0	1	4	136
<u>Dependency and Neglect</u>								
Dependency / Neglect	18	0	0	16	0	0	2	36
Termination of Parental Rights	7	0	1	6	1	1	0	16
Sexually Abused Child	0	0	0	0	0	0	0	0
Physically Abused Child	0	0	0	0	0	0	0	0
Totals	25	0	1	22	1	1	2	52
<u>Other Violations</u>								
Violation of Pretrial Diversion	25	0	0	23	0	0	0	48
Violation of Informal Adjustment	0	0	0	0	0	0	0	0
Totals	25	0	0	23	0	0	0	48
<u>Special Proceedings</u>								
Judicial Review	307	2	4	227	4	6	10	560
Custody	40	0	4	54	0	4	2	104
Visitation	10	0	0	11	0	1	0	22
Paternity / Legitimation	3	0	1	4	0	0	0	8
Administrative Review	2	0	0	0	0	0	0	2
Child Support	0	0	0	1	0	0	1	2
Foster Care Review	0	0	0	0	0	0	0	0
Request for Medical Treatment	0	0	0	0	0	0	0	0
Consent to Marry	0	0	0	0	0	0	0	0
Totals	362	2	9	297	4	11	13	698
<u>Other</u>								
Other	30	0	3	14	0	0	0	47
Totals	30	0	3	14	0	0	0	47
All Referral Totals	906	6	22	554	5	13	22	1,528

**TENNESSEE COUNCIL OF JUVENILE AND FAMILY COURT JUDGES
2008 WASHINGTON COUNTY JUVENILE COURT STATISTICAL DATA**

Top 4 Referral Reasons by Race and Sex for CY 2008

Sex	Race	Referral Reason	Total
Male			
	White	1. Judicial Review	307
		2. Traffic	123
		3. Possession of Tobacco Products	56
		4. Violation of Probation	53
	African American	1. Judicial Review	2
		2. Traffic	2
		3. Assault	1
		4. Violation of Curfew	1
	Other Race	1. Custody	4
		2. Judicial Review	4
		3. Other	3
		4. Aggravated Assault	2
Female			
	White	1. Judicial Review	227
		2. Custody	54
		3. Traffic	50
		4. Violation of Probation	40
	African American	1. Judicial Review	4
		2. Termination of Parental Rights	1
	Other Race	1. Judicial Review	6
		2. Custody	4
		3. Unruly Behavior	1
		4. Visitation	1
Unknown			
	Unknown	1. Judicial Review	10
		2. Truancy	3
		3. Custody	2
		4. Dependency / Neglect	2

**TENNESSEE COUNCIL OF JUVENILE AND FAMILY COURT JUDGES
2008 WASHINGTON COUNTY JUVENILE COURT STATISTICAL DATA**

Top 4 Referral Reasons by Race and Sex and by Type of Offense for CY 2008

Sex	Race	Referral Type	Referral Reason	Total
Male	White	Delinquent	1. Traffic	123
			2. Violation of Probation	53
			3. Other Drug Offenses	36
			4. Assault	33
		Status	1. Possession of Tobacco Products	56
			2. Truancy	15
			3. Unruly Behavior	7
			4. Violation of Curfew	5
		Dependency and Neglect	1. Dependency / Neglect	18
			2. Termination of Parental Rights	7
		Other Violations	1. Violation of Pretrial Diversion	25
		Special Proceedings	1. Judicial Review	307
			2. Custody	40
			3. Visitation	10
			4. Paternity / Legitimation	3
		Other	1. Other	30
Male	African American	Delinquent	1. Traffic	2
			2. Assault	1
		Status	1. Violation of Curfew	1
		Special Proceedings	1. Judicial Review	2
Male	Other Race	Delinquent	1. Aggravated Assault	2
			2. Driving Under Influence (DUI)	1
			3. Assault	1
			4. Other Drug Offenses	1
		Dependency and Neglect	1. Termination of Parental Rights	1
		Special Proceedings	1. Custody	4
			2. Judicial Review	4
			3. Paternity / Legitimation	1
Other	1. Other		3	

**TENNESSEE COUNCIL OF JUVENILE AND FAMILY COURT JUDGES
2008 WASHINGTON COUNTY JUVENILE COURT STATISTICAL DATA**

Top 4 Referral Reasons by Race and Sex and by Type of Offense for CY 2008

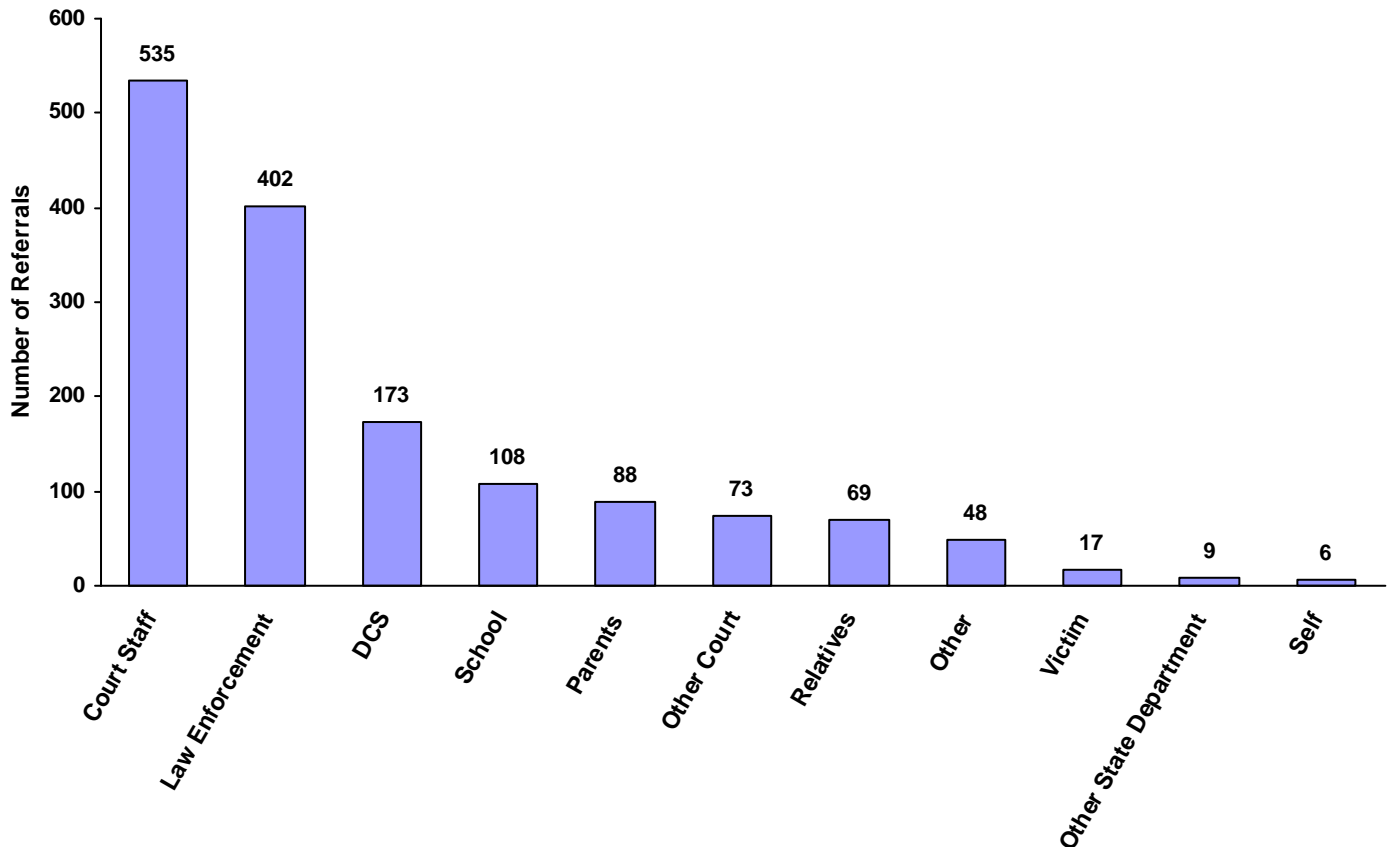
Sex	Race	Referral Type	Referral Reason	Total
Female	White	Delinquent	1. Traffic	50
			2. Violation of Probation	40
			3. Theft of Property	25
			4. Assault	12
		Status	1. Possession of Tobacco Products	16
			2. Truancy	14
			3. Unruly Behavior	9
			4. In-State Runaway	3
		Dependency and Neglect	1. Dependency / Neglect	16
			2. Termination of Parental Rights	6
		Other Violations	1. Violation of Pretrial Diversion	23
		Special Proceedings	1. Judicial Review	227
			2. Custody	54
			3. Visitation	11
4. Paternity / Legitimation	4			
Other	1. Other	14		
Female	African American	Dependency and Neglect	1. Termination of Parental Rights	1
		Special Proceedings	1. Judicial Review	4
Female	Other Race	Status	1. Unruly Behavior	1
		Dependency and Neglect	1. Termination of Parental Rights	1
		Special Proceedings	1. Judicial Review	6
			2. Custody	4
			3. Visitation	1
Unknown	Unknown	Delinquent	1. Carrying Weapons on School Property	1
			2. Other Drug Offenses	1
			3. Traffic	1
		Status	1. Truancy	3
			2. Unruly Behavior	1
		Dependency and Neglect	1. Dependency / Neglect	2
			Special Proceedings	1. Judicial Review
		2. Custody		2
		3. Child Support		1

TENNESSEE COUNCIL OF JUVENILE AND FAMILY COURT JUDGES 2008 WASHINGTON COUNTY JUVENILE COURT STATISTICAL DATA

Source of Referrals by Race and Sex for CY 2008

	White Male	African American Male	Other Race Male	White Female	African American Female	Other Race Female	Unknown Race or Sex	Total	% of Total Referrals
Law Enforcement	291	4	8	95	0	1	3	402	26.31%
Parents	33	0	3	47	0	2	3	88	5.76%
Relatives	31	0	1	32	0	3	2	69	4.52%
Self	3	0	0	3	0	0	0	6	0.39%
School	67	0	0	36	0	0	5	108	7.07%
CSA	0	0	0	0	0	0	0	0	0.00%
DCS	111	0	2	54	4	0	2	173	11.32%
Other State Department	7	0	0	2	0	0	0	9	0.59%
District Attorney's Office	0	0	0	0	0	0	0	0	0.00%
Court Staff	279	2	2	240	1	4	7	535	35.01%
Social Agency	0	0	0	0	0	0	0	0	0.00%
Other Court	45	0	1	27	0	0	0	73	4.78%
Victim	13	0	1	3	0	0	0	17	1.11%
Child & Parent	0	0	0	0	0	0	0	0	0.00%
Hospital	0	0	0	0	0	0	0	0	0.00%
Unknown	0	0	0	0	0	0	0	0	0.00%
Other	26	0	4	15	0	3	0	48	3.14%
Totals	906	6	22	554	5	13	22	1,528	

Total Source of Referrals



**TENNESSEE COUNCIL OF JUVENILE AND FAMILY COURT JUDGES
2008 WASHINGTON COUNTY JUVENILE COURT STATISTICAL DATA**

Six Most Frequent Referral Reasons by Source, Race and Sex for CY 2008

	White Male	African American Male	Other Race Male	White Female	African American Female	Other Race Female	Unknown Race or Sex	Total
<u>Law Enforcement</u>								
1. Traffic	122	2	1	49	0	0	1	175
2. Other Drug Offenses	28	0	1	4	0	0	1	34
3. Other	21	0	1	9	0	0	0	31
4. Assault	19	1	0	9	0	0	0	29
5. Possession / Consumption of Alcohol	11	0	0	4	0	0	0	15
6. Theft of Property	9	0	0	4	0	0	0	13
<u>Parents</u>								
1. Custody	11	0	2	20	0	1	0	34
2. Unruly Behavior	7	0	0	7	0	0	1	15
3. Visitation	5	0	0	8	0	1	0	14
4. Paternity / Legitimation	3	0	0	4	0	0	0	7
5. In-State Runaway	3	0	0	2	0	0	0	5
6. Judicial Review	0	0	0	2	0	0	1	3
<u>Relatives</u>								
1. Custody	22	0	1	24	0	3	2	52
2. Dependency / Neglect	5	0	0	4	0	0	0	9
3. Visitation	3	0	0	1	0	0	0	4
4. Filing a False Police Report	1	0	0	0	0	0	0	1
5. In-State Runaway	0	0	0	1	0	0	0	1
6. Judicial Review	0	0	0	1	0	0	0	1
<u>Self</u>								
1. Judicial Review	3	0	0	3	0	0	0	6
2. NO REFERRAL SUBMITTED	0	0	0	0	0	0	0	0
<u>School</u>								
1. Possession of Tobacco Products	46	0	0	16	0	0	0	62
2. Truancy	15	0	0	13	0	0	3	31
3. Dependency / Neglect	6	0	0	6	0	0	2	14
4. Sale of Controlled Substances	0	0	0	1	0	0	0	1
5. NO REFERRAL SUBMITTED	0	0	0	0	0	0	0	0
<u>Community Service Agencies</u>								
1. NO REFERRAL SUBMITTED	0	0	0	0	0	0	0	0
<u>Department of Children's Services</u>								
1. Judicial Review	66	0	1	38	3	0	2	110
2. Violation of Probation	30	0	1	5	0	0	0	36
3. Violation of Pretrial Diversion	6	0	0	2	0	0	0	8
4. Custody	2	0	0	5	0	0	0	7
5. Dependency / Neglect	2	0	0	3	0	0	0	5
6. Violation of Aftercare	3	0	0	0	0	0	0	3

**TENNESSEE COUNCIL OF JUVENILE AND FAMILY COURT JUDGES
2008 WASHINGTON COUNTY JUVENILE COURT STATISTICAL DATA**

Six Most Frequent Referral Reasons by Source, Race and Sex for CY 2008

	White Male	African American Male	Other Race Male	White Female	African American Female	Other Race Female	Unknown Race or Sex	Total
<u>Other State Department</u>								
1. Violation of Wildlife Regulations	4	0	0	0	0	0	0	4
2. Other Drug Offenses	3	0	0	0	0	0	0	3
3. Possession / Consumption of Alcohol	0	0	0	2	0	0	0	2
4. NO REFERRAL SUBMITTED	0	0	0	0	0	0	0	0
<u>District Attorney's Office</u>								
1. NO REFERRAL SUBMITTED	0	0	0	0	0	0	0	0
<u>Court Staff</u>								
1. Judicial Review	235	2	2	180	1	4	7	431
2. Violation of Probation	17	0	0	35	0	0	0	52
3. Violation of Pretrial Diversion	18	0	0	21	0	0	0	39
4. Other	3	0	0	2	0	0	0	5
5. Administrative Review	2	0	0	0	0	0	0	2
6. Dependency / Neglect	1	0	0	1	0	0	0	2
<u>Social Agency</u>								
1. NO REFERRAL SUBMITTED	0	0	0	0	0	0	0	0
<u>Other Court</u>								
1. Theft of Property	15	0	0	21	0	0	0	36
2. Other	4	0	0	1	0	0	0	5
3. Other Drug Offenses	5	0	0	0	0	0	0	5
4. Possession / Consumption of Alcohol	3	0	0	2	0	0	0	5
5. Vandalism	4	0	0	0	0	0	0	4
6. Aggravated Burglary	3	0	0	0	0	0	0	3
<u>Victim</u>								
1. Assault	11	0	0	3	0	0	0	14
2. Harassment	1	0	0	0	0	0	0	1
3. Other	0	0	1	0	0	0	0	1
4. Theft of Property	1	0	0	0	0	0	0	1
5. NO REFERRAL SUBMITTED	0	0	0	0	0	0	0	0
<u>Child & Parent</u>								
1. NO REFERRAL SUBMITTED	0	0	0	0	0	0	0	0
<u>Hospital</u>								
1. NO REFERRAL SUBMITTED	0	0	0	0	0	0	0	0
<u>Unknown</u>								
1. NO REFERRAL SUBMITTED	0	0	0	0	0	0	0	0

**TENNESSEE COUNCIL OF JUVENILE AND FAMILY COURT JUDGES
2008 WASHINGTON COUNTY JUVENILE COURT STATISTICAL DATA**

Six Most Frequent Referral Reasons by Source, Race and Sex for CY 2008

	White Male	African American Male	Other Race Male	White Female	African American Female	Other Race Female	Unknown Race or Sex	Total
<u>Other</u>								
1. Termination of Parental Rights	7	0	0	4	0	1	0	12
2. Custody	5	0	1	4	0	0	0	10
3. Judicial Review	2	0	1	3	0	2	0	8
4. Violation of Probation	6	0	0	0	0	0	0	6
5. Dependency / Neglect	2	0	0	2	0	0	0	4
6. Visitation	2	0	0	2	0	0	0	4

**TENNESSEE COUNCIL OF JUVENILE AND FAMILY COURT JUDGES
2008 WASHINGTON COUNTY JUVENILE COURT STATISTICAL DATA**

Source of Referrals by Type of Offense, Race and Sex for CY 2008

	White Male	African American Male	Other Race Male	White Female	African American Female	Other Race Female	Unknown Race or Sex	Total
<u>Delinquent</u>								
Law Enforcement	254	3	7	81	0	0	3	348
Other Court	39	0	1	26	0	0	0	66
Court Staff	20	0	0	36	0	0	0	56
DCS	35	0	1	5	0	0	0	41
Victim	13	0	0	3	0	0	0	16
Other State Department	7	0	0	2	0	0	0	9
Other	6	0	0	0	0	0	0	6
Parents	3	0	0	0	0	0	0	3
Relatives	1	0	0	0	0	0	0	1
School	0	0	0	1	0	0	0	1
Child & Parent	0	0	0	0	0	0	0	0
CSA	0	0	0	0	0	0	0	0
District Attorney's Office	0	0	0	0	0	0	0	0
Hospital	0	0	0	0	0	0	0	0
Self	0	0	0	0	0	0	0	0
Social Agency	0	0	0	0	0	0	0	0
Unknown	0	0	0	0	0	0	0	0
Totals	378	3	9	154	0	0	3	547

<u>Status/Unruly</u>								
School	61	0	0	29	0	0	3	93
Parents	10	0	0	10	0	0	1	21
Law Enforcement	14	1	0	4	0	1	0	20
Other Court	1	0	0	0	0	0	0	1
Relatives	0	0	0	1	0	0	0	1
Child & Parent	0	0	0	0	0	0	0	0
Court Staff	0	0	0	0	0	0	0	0
CSA	0	0	0	0	0	0	0	0
DCS	0	0	0	0	0	0	0	0
District Attorney's Office	0	0	0	0	0	0	0	0
Hospital	0	0	0	0	0	0	0	0
Other	0	0	0	0	0	0	0	0
Other State Department	0	0	0	0	0	0	0	0
Self	0	0	0	0	0	0	0	0
Social Agency	0	0	0	0	0	0	0	0
Unknown	0	0	0	0	0	0	0	0
Victim	0	0	0	0	0	0	0	0
Totals	86	1	0	44	0	1	4	136

**TENNESSEE COUNCIL OF JUVENILE AND FAMILY COURT JUDGES
2008 WASHINGTON COUNTY JUVENILE COURT STATISTICAL DATA**

Source of Referrals by Type of Offense, Race and Sex for CY 2008

	White Male	African American Male	Other Race Male	White Female	African American Female	Other Race Female	Unknown Race or Sex	Total
<u>Dependency and Neglect</u>								
Other	9	0	0	6	0	1	0	16
School	6	0	0	6	0	0	2	14
Relatives	5	0	0	5	0	0	0	10
DCS	2	0	0	3	1	0	0	6
Parents	1	0	1	1	0	0	0	3
Court Staff	1	0	0	1	0	0	0	2
Law Enforcement	1	0	0	0	0	0	0	1
Child & Parent	0	0	0	0	0	0	0	0
CSA	0	0	0	0	0	0	0	0
District Attorney's Office	0	0	0	0	0	0	0	0
Hospital	0	0	0	0	0	0	0	0
Other Court	0	0	0	0	0	0	0	0
Other State Department	0	0	0	0	0	0	0	0
Self	0	0	0	0	0	0	0	0
Social Agency	0	0	0	0	0	0	0	0
Unknown	0	0	0	0	0	0	0	0
Victim	0	0	0	0	0	0	0	0
Totals	25	0	1	22	1	1	2	52

<u>Other Violations</u>								
Court Staff	18	0	0	21	0	0	0	39
DCS	6	0	0	2	0	0	0	8
Other Court	1	0	0	0	0	0	0	1
Child & Parent	0	0	0	0	0	0	0	0
CSA	0	0	0	0	0	0	0	0
District Attorney's Office	0	0	0	0	0	0	0	0
Hospital	0	0	0	0	0	0	0	0
Law Enforcement	0	0	0	0	0	0	0	0
Other	0	0	0	0	0	0	0	0
Other State Department	0	0	0	0	0	0	0	0
Parents	0	0	0	0	0	0	0	0
Relatives	0	0	0	0	0	0	0	0
School	0	0	0	0	0	0	0	0
Self	0	0	0	0	0	0	0	0
Social Agency	0	0	0	0	0	0	0	0
Unknown	0	0	0	0	0	0	0	0
Victim	0	0	0	0	0	0	0	0
Totals	25	0	0	23	0	0	0	48

**TENNESSEE COUNCIL OF JUVENILE AND FAMILY COURT JUDGES
2008 WASHINGTON COUNTY JUVENILE COURT STATISTICAL DATA**

Source of Referrals by Type of Offense, Race and Sex for CY 2008

	White Male	African American Male	Other Race Male	White Female	African American Female	Other Race Female	Unknown Race or Sex	Total
<u>Special Proceedings</u>								
Court Staff	237	2	2	180	1	4	7	433
DCS	68	0	1	43	3	0	2	117
Parents	19	0	2	35	0	2	2	60
Relatives	25	0	1	26	0	3	2	57
Other	9	0	3	9	0	2	0	23
Self	3	0	0	3	0	0	0	6
Law Enforcement	1	0	0	1	0	0	0	2
Child & Parent	0	0	0	0	0	0	0	0
CSA	0	0	0	0	0	0	0	0
District Attorney's Office	0	0	0	0	0	0	0	0
Hospital	0	0	0	0	0	0	0	0
Other Court	0	0	0	0	0	0	0	0
Other State Department	0	0	0	0	0	0	0	0
School	0	0	0	0	0	0	0	0
Social Agency	0	0	0	0	0	0	0	0
Unknown	0	0	0	0	0	0	0	0
Victim	0	0	0	0	0	0	0	0
Totals	362	2	9	297	4	11	13	698
<u>Other</u>								
Law Enforcement	21	0	1	9	0	0	0	31
Court Staff	3	0	0	2	0	0	0	5
Other Court	4	0	0	1	0	0	0	5
Other	2	0	1	0	0	0	0	3
DCS	0	0	0	1	0	0	0	1
Parents	0	0	0	1	0	0	0	1
Victim	0	0	1	0	0	0	0	1
Child & Parent	0	0	0	0	0	0	0	0
CSA	0	0	0	0	0	0	0	0
District Attorney's Office	0	0	0	0	0	0	0	0
Hospital	0	0	0	0	0	0	0	0
Other State Department	0	0	0	0	0	0	0	0
Relatives	0	0	0	0	0	0	0	0
School	0	0	0	0	0	0	0	0
Self	0	0	0	0	0	0	0	0
Social Agency	0	0	0	0	0	0	0	0
Unknown	0	0	0	0	0	0	0	0
Totals	30	0	3	14	0	0	0	47
All Referral Source Totals	906	6	22	554	5	13	22	1,528

**TENNESSEE COUNCIL OF JUVENILE AND FAMILY COURT JUDGES
2008 WASHINGTON COUNTY JUVENILE COURT STATISTICAL DATA**

**Children Referred for Unlawful Carrying/Possession of a Weapon for CY 2008
Total Children = 823**

	White Male	African American Male	Other Race Male	White Female	African American Female	Other Race Female	Unknown Race or Sex	Total	% of All Children Referred
Age Under 1	0	0	0	0	0	0	0	0	0.00%
Age 1	0	0	0	0	0	0	0	0	0.00%
Age 2	0	0	0	0	0	0	0	0	0.00%
Age 3	0	0	0	0	0	0	0	0	0.00%
Age 4	0	0	0	0	0	0	0	0	0.00%
Age 5	0	0	0	0	0	0	0	0	0.00%
Age 6	0	0	0	0	0	0	0	0	0.00%
Age 7	0	0	0	0	0	0	0	0	0.00%
Age 8	0	0	0	0	0	0	0	0	0.00%
Age 9	0	0	0	0	0	0	0	0	0.00%
Age 10	0	0	0	0	0	0	0	0	0.00%
Age 11	0	0	0	0	0	0	0	0	0.00%
Age 12	0	0	0	0	0	0	0	0	0.00%
Age 13	0	0	0	0	0	0	0	0	0.00%
Age 14	0	0	0	0	0	0	0	0	0.00%
Age 15	0	0	0	0	0	0	0	0	0.00%
Age 16	0	0	0	0	0	0	0	0	0.00%
Age 17	0	0	0	0	0	0	0	0	0.00%
Age 18	0	0	0	0	0	0	0	0	0.00%
Age 19 and Over	0	0	0	0	0	0	0	0	0.00%
Totals	0	0	0	0	0	0	0	0	

Total Children Referred for Unlawfully Carrying/Possessing Weapons

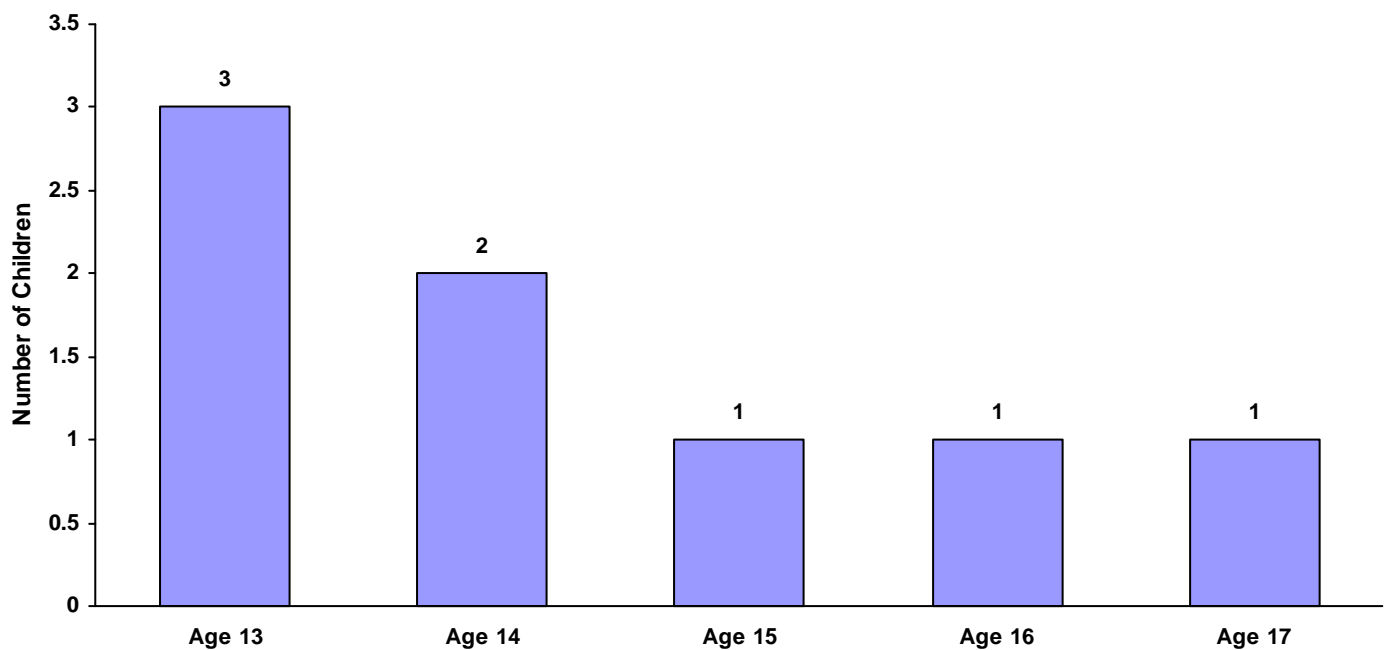
**TENNESSEE COUNCIL OF JUVENILE AND FAMILY COURT JUDGES
2008 WASHINGTON COUNTY JUVENILE COURT STATISTICAL DATA**

Children Referred for Carrying Weapons on School Property for CY 2008

Total Children = 823

	White Male	African American Male	Other Race Male	White Female	African American Female	Other Race Female	Unknown Race or Sex	Total	% of Children Referred
Age Under 1	0	0	0	0	0	0	0	0	0.00%
Age 1	0	0	0	0	0	0	0	0	0.00%
Age 2	0	0	0	0	0	0	0	0	0.00%
Age 3	0	0	0	0	0	0	0	0	0.00%
Age 4	0	0	0	0	0	0	0	0	0.00%
Age 5	0	0	0	0	0	0	0	0	0.00%
Age 6	0	0	0	0	0	0	0	0	0.00%
Age 7	0	0	0	0	0	0	0	0	0.00%
Age 8	0	0	0	0	0	0	0	0	0.00%
Age 9	0	0	0	0	0	0	0	0	0.00%
Age 10	0	0	0	0	0	0	0	0	0.00%
Age 11	0	0	0	0	0	0	0	0	0.00%
Age 12	0	0	0	0	0	0	0	0	0.00%
Age 13	3	0	0	0	0	0	0	3	0.36%
Age 14	2	0	0	0	0	0	0	2	0.24%
Age 15	0	0	0	0	0	0	1	1	0.12%
Age 16	1	0	0	0	0	0	0	1	0.12%
Age 17	1	0	0	0	0	0	0	1	0.12%
Age 18	0	0	0	0	0	0	0	0	0.00%
Age 19 and Over	0	0	0	0	0	0	0	0	0.00%
Totals	7	0	0	0	0	0	1	8	

Total Children Referred for Carrying Weapons on School Property

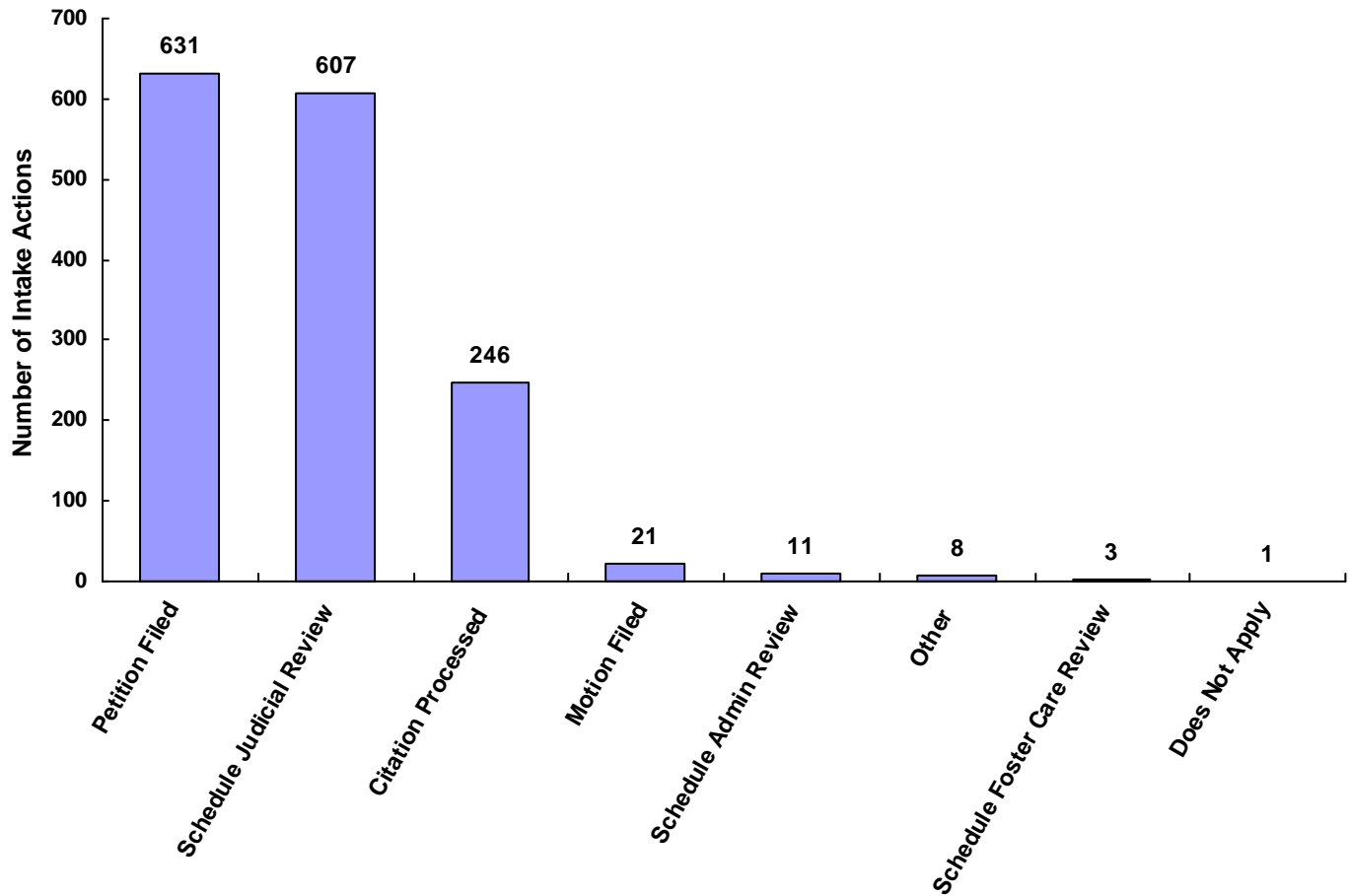


**TENNESSEE COUNCIL OF JUVENILE AND FAMILY COURT JUDGES
2008 WASHINGTON COUNTY JUVENILE COURT STATISTICAL DATA**

Intake Actions at Referral by Race and Sex for CY 2008

	White Male	African American Male	Other Race Male	White Female	African American Female	Other Race Female	Unknown Race or Sex	Total	% of Total Referrals
Petition Filed	364	2	15	231	1	7	11	631	41.30%
Motion Filed	11	0	1	9	0	0	0	21	1.37%
Citation Processed	179	2	1	63	0	0	1	246	16.10%
Paternity Processed Notice	0	0	0	0	0	0	0	0	0.00%
Schedule Judicial Review	340	2	5	240	4	6	10	607	39.73%
Schedule Admin Review	5	0	0	6	0	0	0	11	0.72%
Schedule Foster Care Review	2	0	0	1	0	0	0	3	0.20%
Unknown	0	0	0	0	0	0	0	0	0.00%
Does Not Apply	1	0	0	0	0	0	0	1	0.07%
Other	4	0	0	4	0	0	0	8	0.52%
Totals	906	6	22	554	5	13	22	1,528	

Total Intake Actions at Referral



**TENNESSEE COUNCIL OF JUVENILE AND FAMILY COURT JUDGES
2008 WASHINGTON COUNTY JUVENILE COURT STATISTICAL DATA**

Intake Actions of Referrals by Class of Offense, Race and Sex for CY 2008

	White Male	African American Male	Other Race Male	White Female	African American Female	Other Race Female	Unknown Race or Sex	Total
<u>Offenses Against Persons</u>								
Petition Filed	42	1	4	12	0	0	0	59
Scheduling of Judicial Review	3	0	1	0	0	0	0	4
Other	1	0	0	0	0	0	0	1
Motion Filed	0	0	0	0	0	0	0	0
Citation Processed	0	0	0	0	0	0	0	0
Notification of Paternity Processed	0	0	0	0	0	0	0	0
Scheduling of Administrative Review	0	0	0	0	0	0	0	0
Scheduling of Foster Care Review	0	0	0	0	0	0	0	0
Unknown	0	0	0	0	0	0	0	0
Does Not Apply	0	0	0	0	0	0	0	0
Totals	46	1	5	12	0	0	0	64
<u>Offenses Against Property</u>								
Petition Filed	37	0	0	11	0	0	0	48
Scheduling of Judicial Review	25	0	0	18	0	0	0	43
Motion Filed	0	0	0	0	0	0	0	0
Citation Processed	0	0	0	0	0	0	0	0
Notification of Paternity Processed	0	0	0	0	0	0	0	0
Scheduling of Administrative Review	0	0	0	0	0	0	0	0
Scheduling of Foster Care Review	0	0	0	0	0	0	0	0
Unknown	0	0	0	0	0	0	0	0
Does Not Apply	0	0	0	0	0	0	0	0
Other	0	0	0	0	0	0	0	0
Totals	62	0	0	29	0	0	0	91
<u>Illegal Conduct</u>								
Petition Filed	135	0	3	61	0	0	2	201
Citation Processed	122	2	1	46	0	0	1	172
Scheduling of Judicial Review	11	0	0	5	0	0	0	16
Other	2	0	0	1	0	0	0	3
Motion Filed	0	0	0	0	0	0	0	0
Notification of Paternity Processed	0	0	0	0	0	0	0	0
Scheduling of Administrative Review	0	0	0	0	0	0	0	0
Scheduling of Foster Care Review	0	0	0	0	0	0	0	0
Unknown	0	0	0	0	0	0	0	0
Does Not Apply	0	0	0	0	0	0	0	0
Totals	270	2	4	113	0	0	3	392

**TENNESSEE COUNCIL OF JUVENILE AND FAMILY COURT JUDGES
2008 WASHINGTON COUNTY JUVENILE COURT STATISTICAL DATA**

Intake Actions of Referrals by Class of Offense, Race and Sex for CY 2008

	White Male	African American Male	Other Race Male	White Female	African American Female	Other Race Female	Unknown Race or Sex	Total
<u>Status Offenses</u>								
Citation Processed	55	0	0	16	0	0	0	71
Petition Filed	30	1	0	28	0	1	4	64
Scheduling of Judicial Review	1	0	0	0	0	0	0	1
Motion Filed	0	0	0	0	0	0	0	0
Notification of Paternity Processed	0	0	0	0	0	0	0	0
Scheduling of Administrative Review	0	0	0	0	0	0	0	0
Scheduling of Foster Care Review	0	0	0	0	0	0	0	0
Unknown	0	0	0	0	0	0	0	0
Does Not Apply	0	0	0	0	0	0	0	0
Other	0	0	0	0	0	0	0	0
Totals	86	1	0	44	0	1	4	136

<u>Dependency/Neglect</u>								
Petition Filed	24	0	1	17	1	1	2	46
Motion Filed	0	0	0	2	0	0	0	2
Scheduling of Judicial Review	0	0	0	2	0	0	0	2
Other	1	0	0	1	0	0	0	2
Citation Processed	0	0	0	0	0	0	0	0
Notification of Paternity Processed	0	0	0	0	0	0	0	0
Scheduling of Administrative Review	0	0	0	0	0	0	0	0
Scheduling of Foster Care Review	0	0	0	0	0	0	0	0
Unknown	0	0	0	0	0	0	0	0
Does Not Apply	0	0	0	0	0	0	0	0
Totals	25	0	1	22	1	1	2	52

<u>Other Violation Proceedings</u>								
Petition Filed	24	0	0	22	0	0	0	46
Scheduling of Judicial Review	1	0	0	1	0	0	0	2
Motion Filed	0	0	0	0	0	0	0	0
Citation Processed	0	0	0	0	0	0	0	0
Notification of Paternity Processed	0	0	0	0	0	0	0	0
Scheduling of Administrative Review	0	0	0	0	0	0	0	0
Scheduling of Foster Care Review	0	0	0	0	0	0	0	0
Unknown	0	0	0	0	0	0	0	0
Does Not Apply	0	0	0	0	0	0	0	0
Other	0	0	0	0	0	0	0	0
Totals	25	0	0	23	0	0	0	48

**TENNESSEE COUNCIL OF JUVENILE AND FAMILY COURT JUDGES
2008 WASHINGTON COUNTY JUVENILE COURT STATISTICAL DATA**

Intake Actions of Referrals by Class of Offense, Race and Sex for CY 2008

	White Male	African American Male	Other Race Male	White Female	African American Female	Other Race Female	Unknown Race or Sex	Total
<u>Parentage</u>								
Petition Filed	48	0	5	66	0	5	3	127
Motion Filed	5	0	0	2	0	0	0	7
Scheduling of Judicial Review	0	0	0	2	0	0	0	2
Citation Processed	0	0	0	0	0	0	0	0
Notification of Paternity Processed	0	0	0	0	0	0	0	0
Scheduling of Administrative Review	0	0	0	0	0	0	0	0
Scheduling of Foster Care Review	0	0	0	0	0	0	0	0
Unknown	0	0	0	0	0	0	0	0
Does Not Apply	0	0	0	0	0	0	0	0
Other	0	0	0	0	0	0	0	0
Totals	53	0	5	70	0	5	3	136
<u>Special Proceedings</u>								
Scheduling of Judicial Review	293	2	4	211	4	6	10	530
Scheduling of Administrative Review	5	0	0	6	0	0	0	11
Motion Filed	5	0	0	4	0	0	0	9
Petition Filed	2	0	0	3	0	0	0	5
Scheduling of Foster Care Review	2	0	0	1	0	0	0	3
Citation Processed	1	0	0	1	0	0	0	2
Does Not Apply	1	0	0	0	0	0	0	1
Other	0	0	0	1	0	0	0	1
Notification of Paternity Processed	0	0	0	0	0	0	0	0
Unknown	0	0	0	0	0	0	0	0
Totals	309	2	4	227	4	6	10	562
<u>Other</u>								
Petition Filed	22	0	2	11	0	0	0	35
Scheduling of Judicial Review	6	0	0	1	0	0	0	7
Motion Filed	1	0	1	1	0	0	0	3
Citation Processed	1	0	0	0	0	0	0	1
Other	0	0	0	1	0	0	0	1
Notification of Paternity Processed	0	0	0	0	0	0	0	0
Scheduling of Administrative Review	0	0	0	0	0	0	0	0
Scheduling of Foster Care Review	0	0	0	0	0	0	0	0
Unknown	0	0	0	0	0	0	0	0
Does Not Apply	0	0	0	0	0	0	0	0
Totals	30	0	3	14	0	0	0	47
All Intake Action Totals	906	6	22	554	5	13	22	1,528

**TENNESSEE COUNCIL OF JUVENILE AND FAMILY COURT JUDGES
2008 WASHINGTON COUNTY JUVENILE COURT STATISTICAL DATA**

Detention Statistics at Referral by Individual Child by Race and Sex for CY 2008

	White Male	African American Male	Other Race Male	White Female	African American Female	Other Race Female	Unknown Race or Sex	Total	% of Total Children
Does Not Apply	453	4	9	289	4	9	19	787	95.63%
Juvenile Detention Facility	22	0	2	12	0	0	0	36	4.37%
Non-Secure Placement	0	0	0	0	0	0	0	0	0.00%
Jail - Complete Separation	0	0	0	0	0	0	0	0	0.00%
Jail - Partial Separation	0	0	0	0	0	0	0	0	0.00%
Jail - No Separation	0	0	0	0	0	0	0	0	0.00%
Psychiatric Hospital	0	0	0	0	0	0	0	0	0.00%
Unknown	0	0	0	0	0	0	0	0	0.00%
Other	0	0	0	0	0	0	0	0	0.00%
Totals	475	4	11	301	4	9	19	823	

Detention Statistics at Referral by Individual Case for CY 2008

	Cases	% of Total Cases
Does Not Apply	1,304	94.29%
Juvenile Detention Facility	79	5.71%
Non-Secure Placement	0	0.00%
Jail - Complete Separation	0	0.00%
Jail - Partial Separation	0	0.00%
Jail - No Separation	0	0.00%
Psychiatric Hospital	0	0.00%
Unknown	0	0.00%
Other	0	0.00%
	1,383	100.00%

Detention Statistics above are reported separately by Child and by Case. One child may have multiple cases.

Does Not Apply: Refers to cases not eligible for detention due to the type of Referral or the decision not to detain.

**TENNESSEE COUNCIL OF JUVENILE AND FAMILY COURT JUDGES
2008 WASHINGTON COUNTY JUVENILE COURT STATISTICAL DATA**

Placement after Secure Detention Hearing by Individual Child by Race and Sex for CY 2008

	White Male	African American Male	Other Race Male	White Female	African American Female	Other Race Female	Unknown Race or Sex	Total	% of Total Children
Does Not Apply	453	4	9	289	4	9	19	787	95.63%
Returned to Prior Living Arr	15	0	1	9	0	0	0	25	3.04%
Juvenile Detention Facility	6	0	0	1	0	0	0	7	0.85%
Other	1	0	0	1	0	0	0	2	0.24%
Foster Family Home	0	0	0	1	0	0	0	1	0.12%
Unknown	0	0	1	0	0	0	0	1	0.12%
Jail	0	0	0	0	0	0	0	0	0.00%
Shelter / Group Home	0	0	0	0	0	0	0	0	0.00%
Psychiatric Hospital	0	0	0	0	0	0	0	0	0.00%
Totals	475	4	11	301	4	9	19	823	

Placement after Secure Detention Hearing by Individual Case for CY 2008

	Cases	% of Total Cases
Does Not Apply	1,304	94.29%
Returned to Prior Living Arrangement	43	3.11%
Juvenile Detention Facility	21	1.52%
Other	8	0.58%
Foster Family Home	3	0.22%
Unknown	3	0.22%
Shelter / Group Home	1	0.07%
Jail	0	0.00%
Psychiatric Hospital	0	0.00%
	1,383	100.00%

Detention Statistics above are reported separately by Child and by Case. One child may have multiple cases.

Does Not Apply: Refers to cases not eligible for detention due to the type of Referral or the decision not to detain.

**TENNESSEE COUNCIL OF JUVENILE AND FAMILY COURT JUDGES
2008 WASHINGTON COUNTY JUVENILE COURT STATISTICAL DATA**

Dispositional Procedures for CY 2008

Procedures used to Dispose or Adjust all Referrals

	Number	% of All Referrals
Formally Adjudicated	560	36.65%
Informally Adjusted	112	7.33%
Transfer to Adult Court Hearings and Charges Cleared	0	0.00%
Otherwise Handled	856	56.02%
	1,528	100.00%

Referrals Disposed by Formal Adjudicatory Proceedings

	Number	% of All Referrals
Dismissed	311	20.35%
Retired / Nolle Prosequi	7	0.46%
Complaint Substantiated Delinquent	186	12.17%
Complaint Substantiated Status Offender	36	2.36%
Complaint Substantiated Dependent/Neglect	20	1.31%
Complaint Substantiated Abused	0	0.00%
Complaint Substantiated Mentally Ill	0	0.00%
	560	36.65%

Referrals Disposed by Other Actions

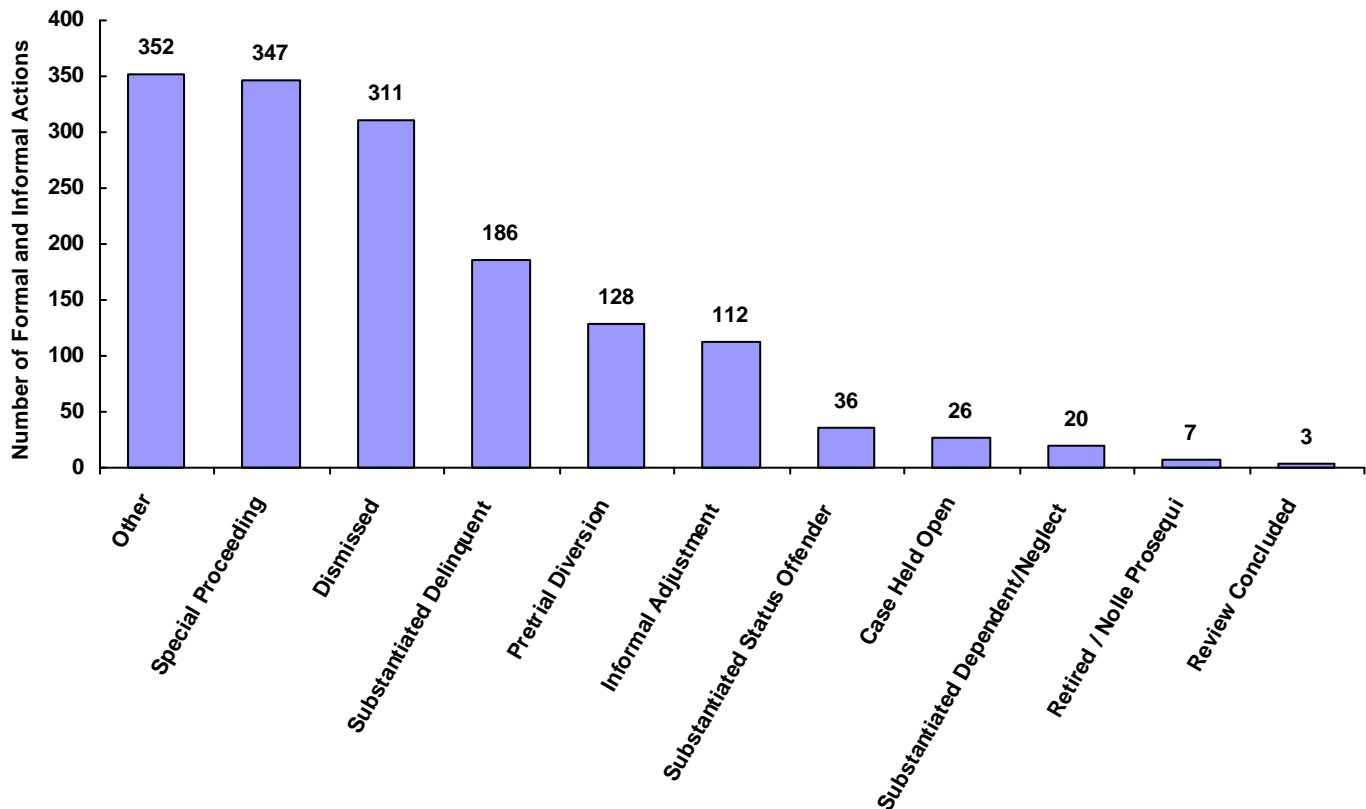
	Number	% of All Referrals
Informal Adjustment	112	7.33%
Transfer to Adult Court Hearing	0	0.00%
Charges Cleared by Transfer to Adult Court	0	0.00%
Pretrial Diversion	128	8.38%
Special Proceeding	347	22.71%
Review Concluded	3	0.20%
Case Held Open	26	1.70%
Other	352	23.04%
Unknown	0	0.00%
	968	63.36%

TENNESSEE COUNCIL OF JUVENILE AND FAMILY COURT JUDGES 2008 WASHINGTON COUNTY JUVENILE COURT STATISTICAL DATA

Formal and Informal Actions by Race and Sex for CY 2008

	White Male	African American Male	Other Race Male	White Female	African American Female	Other Race Female	Unknown Race or Sex	Total	% of Total Referrals
Dismissed	186	1	4	112	0	1	7	311	20.35%
Retired / Nolle Prosequi	6	0	0	1	0	0	0	7	0.46%
Substantiated Delinquent	134	0	7	45	0	0	0	186	12.17%
Substantiated Status Offender	16	0	0	20	0	0	0	36	2.36%
Substantiated Dependent/Neglect	8	0	0	10	0	0	2	20	1.31%
Substantiated Abused	0	0	0	0	0	0	0	0	0.00%
Substantiated Mentally Ill	0	0	0	0	0	0	0	0	0.00%
Informal Adjustment	82	1	1	27	0	0	1	112	7.33%
Pretrial Diversion	81	1	1	44	0	0	1	128	8.38%
Transfer to Adult Court Hearing	0	0	0	0	0	0	0	0	0.00%
Cleared by Transfer to Adult Court	0	0	0	0	0	0	0	0	0.00%
Special Proceeding	149	0	5	169	4	11	9	347	22.71%
Review Concluded	2	0	0	0	0	1	0	3	0.20%
Case Held Open	16	0	0	10	0	0	0	26	1.70%
Unknown	0	0	0	0	0	0	0	0	0.00%
Other	226	3	4	116	1	0	2	352	23.04%
Totals	906	6	22	554	5	13	22	1,528	

Total Formal and Informal Actions



**TENNESSEE COUNCIL OF JUVENILE AND FAMILY COURT JUDGES
2008 WASHINGTON COUNTY JUVENILE COURT STATISTICAL DATA**

Formal and Informal Actions by Type of Offense, Race and Sex for CY 2008

	White Male	African American Male	Other Race Male	White Female	African American Female	Other Race Female	Unknown Race or Sex	Total
<u>Delinquent</u>								
Complaint Substantiated Delinquent	104	0	6	29	0	0	0	139
Other	81	2	1	36	0	0	0	120
Pretrial Diversion	65	1	1	35	0	0	1	103
Dismissed	69	0	0	26	0	0	1	96
Informal Adjustment	37	0	1	14	0	0	1	53
Complaint Substantiated Status Offender	7	0	0	7	0	0	0	14
Case Held Open	6	0	0	5	0	0	0	11
Retired / Nolle Prosequi	6	0	0	1	0	0	0	7
Special Proceeding	3	0	0	1	0	0	0	4
Complaint Substantiated Dependent/Neglect	0	0	0	0	0	0	0	0
Complaint Substantiated Abused	0	0	0	0	0	0	0	0
Complaint Substantiated Mentally Ill	0	0	0	0	0	0	0	0
Transfer to Adult Court Hearing	0	0	0	0	0	0	0	0
Charges Cleared by Transfer to Adult Court	0	0	0	0	0	0	0	0
Review Concluded	0	0	0	0	0	0	0	0
Unknown	0	0	0	0	0	0	0	0
Totals	378	3	9	154	0	0	3	547

<u>Status</u>								
Informal Adjustment	45	1	0	13	0	0	0	59
Dismissed	15	0	0	10	0	1	3	29
Complaint Substantiated Status Offender	9	0	0	12	0	0	0	21
Pretrial Diversion	11	0	0	6	0	0	0	17
Complaint Substantiated Dependent/Neglect	2	0	0	1	0	0	1	4
Other	3	0	0	0	0	0	0	3
Case Held Open	0	0	0	2	0	0	0	2
Special Proceeding	1	0	0	0	0	0	0	1
Retired / Nolle Prosequi	0	0	0	0	0	0	0	0
Complaint Substantiated Delinquent	0	0	0	0	0	0	0	0
Complaint Substantiated Abused	0	0	0	0	0	0	0	0
Complaint Substantiated Mentally Ill	0	0	0	0	0	0	0	0
Transfer to Adult Court Hearing	0	0	0	0	0	0	0	0
Charges Cleared by Transfer to Adult Court	0	0	0	0	0	0	0	0
Review Concluded	0	0	0	0	0	0	0	0
Unknown	0	0	0	0	0	0	0	0
Totals	86	1	0	44	0	1	4	136

**TENNESSEE COUNCIL OF JUVENILE AND FAMILY COURT JUDGES
2008 WASHINGTON COUNTY JUVENILE COURT STATISTICAL DATA**

Formal and Informal Actions by Type of Offense, Race and Sex for CY 2008

	White Male	African American Male	Other Race Male	White Female	African American Female	Other Race Female	Unknown Race or Sex	Total
<u>Dependency and Neglect</u>								
Dismissed	14	0	0	10	0	0	2	26
Special Proceeding	9	0	1	9	1	1	0	21
Complaint Substantiated Dependent/Neglect	2	0	0	3	0	0	0	5
Retired / Nolle Prosequi	0	0	0	0	0	0	0	0
Complaint Substantiated Delinquent	0	0	0	0	0	0	0	0
Complaint Substantiated Status Offender	0	0	0	0	0	0	0	0
Complaint Substantiated Abused	0	0	0	0	0	0	0	0
Complaint Substantiated Mentally Ill	0	0	0	0	0	0	0	0
Informal Adjustment	0	0	0	0	0	0	0	0
Pretrial Diversion	0	0	0	0	0	0	0	0
Transfer to Adult Court Hearing	0	0	0	0	0	0	0	0
Charges Cleared by Transfer to Adult Court	0	0	0	0	0	0	0	0
Review Concluded	0	0	0	0	0	0	0	0
Case Held Open	0	0	0	0	0	0	0	0
Unknown	0	0	0	0	0	0	0	0
Other	0	0	0	0	0	0	0	0
Totals	25	0	1	22	1	1	2	52

<u>Other Violations</u>								
Complaint Substantiated Delinquent	13	0	0	9	0	0	0	22
Dismissed	5	0	0	9	0	0	0	14
Other	4	0	0	2	0	0	0	6
Case Held Open	3	0	0	2	0	0	0	5
Special Proceeding	0	0	0	1	0	0	0	1
Retired / Nolle Prosequi	0	0	0	0	0	0	0	0
Complaint Substantiated Status Offender	0	0	0	0	0	0	0	0
Complaint Substantiated Dependent/Neglect	0	0	0	0	0	0	0	0
Complaint Substantiated Abused	0	0	0	0	0	0	0	0
Complaint Substantiated Mentally Ill	0	0	0	0	0	0	0	0
Informal Adjustment	0	0	0	0	0	0	0	0
Pretrial Diversion	0	0	0	0	0	0	0	0
Transfer to Adult Court Hearing	0	0	0	0	0	0	0	0
Charges Cleared by Transfer to Adult Court	0	0	0	0	0	0	0	0
Review Concluded	0	0	0	0	0	0	0	0
Unknown	0	0	0	0	0	0	0	0
Totals	25	0	0	23	0	0	0	48

**TENNESSEE COUNCIL OF JUVENILE AND FAMILY COURT JUDGES
2008 WASHINGTON COUNTY JUVENILE COURT STATISTICAL DATA**

Formal and Informal Actions by Type of Offense, Race and Sex for CY 2008

	White Male	African American Male	Other Race Male	White Female	African American Female	Other Race Female	Unknown Race or Sex	Total
Special Proceedings								
Special Proceeding	133	0	4	156	3	10	9	315
Other	138	1	2	78	1	0	2	222
Dismissed	73	1	3	53	0	0	1	131
Complaint Substantiated Dependent/Neglect	4	0	0	6	0	0	1	11
Complaint Substantiated Delinquent	7	0	0	3	0	0	0	10
Case Held Open	7	0	0	0	0	0	0	7
Complaint Substantiated Status Offender	0	0	0	1	0	0	0	1
Review Concluded	0	0	0	0	0	1	0	1
Retired / Nolle Prosequi	0	0	0	0	0	0	0	0
Complaint Substantiated Abused	0	0	0	0	0	0	0	0
Complaint Substantiated Mentally Ill	0	0	0	0	0	0	0	0
Informal Adjustment	0	0	0	0	0	0	0	0
Pretrial Diversion	0	0	0	0	0	0	0	0
Transfer to Adult Court Hearing	0	0	0	0	0	0	0	0
Charges Cleared by Transfer to Adult Court	0	0	0	0	0	0	0	0
Unknown	0	0	0	0	0	0	0	0
Totals	362	2	9	297	4	11	13	698
Other								
Dismissed	10	0	1	4	0	0	0	15
Complaint Substantiated Delinquent	10	0	1	4	0	0	0	15
Pretrial Diversion	5	0	0	3	0	0	0	8
Special Proceeding	3	0	0	2	0	0	0	5
Review Concluded	2	0	0	0	0	0	0	2
Case Held Open	0	0	0	1	0	0	0	1
Other	0	0	1	0	0	0	0	1
Retired / Nolle Prosequi	0	0	0	0	0	0	0	0
Complaint Substantiated Status Offender	0	0	0	0	0	0	0	0
Complaint Substantiated Dependent/Neglect	0	0	0	0	0	0	0	0
Complaint Substantiated Abused	0	0	0	0	0	0	0	0
Complaint Substantiated Mentally Ill	0	0	0	0	0	0	0	0
Informal Adjustment	0	0	0	0	0	0	0	0
Transfer to Adult Court Hearing	0	0	0	0	0	0	0	0
Charges Cleared by Transfer to Adult Court	0	0	0	0	0	0	0	0
Unknown	0	0	0	0	0	0	0	0
Totals	30	0	3	14	0	0	0	47
All Action Totals	906	6	22	554	5	13	22	1,528

**TENNESSEE COUNCIL OF JUVENILE AND FAMILY COURT JUDGES
2008 WASHINGTON COUNTY JUVENILE COURT STATISTICAL DATA**

Formal and Informal Actions by Class of Referral, Race and Sex for CY 2008

	White Male	African American Male	Other Race Male	White Female	African American Female	Other Race Female	Unknown Race or Sex	Total
<u>Offenses Against Persons</u>								
Dismissed	19	0	0	3	0	0	0	22
Complaint Substantiated Delinquent	13	0	3	3	0	0	0	19
Pretrial Diversion	10	1	1	6	0	0	0	18
Informal Adjustment	1	0	1	0	0	0	0	2
Retired / Nolle Prosequi	1	0	0	0	0	0	0	1
Special Proceeding	1	0	0	0	0	0	0	1
Other	1	0	0	0	0	0	0	1
Complaint Substantiated Status Offender	0	0	0	0	0	0	0	0
Complaint Substantiated Dependent/Neglect	0	0	0	0	0	0	0	0
Complaint Substantiated Abused	0	0	0	0	0	0	0	0
Complaint Substantiated Mentally Ill	0	0	0	0	0	0	0	0
Transfer to Adult Court Hearing	0	0	0	0	0	0	0	0
Charges Cleared by Transfer to Adult Court	0	0	0	0	0	0	0	0
Review Concluded	0	0	0	0	0	0	0	0
Case Held Open	0	0	0	0	0	0	0	0
Unknown	0	0	0	0	0	0	0	0
Totals	46	1	5	12	0	0	0	64

<u>Offenses Against Property</u>								
Pretrial Diversion	24	0	0	19	0	0	0	43
Complaint Substantiated Delinquent	26	0	0	7	0	0	0	33
Dismissed	7	0	0	2	0	0	0	9
Retired / Nolle Prosequi	3	0	0	0	0	0	0	3
Other	2	0	0	1	0	0	0	3
Complaint Substantiated Status Offender	0	0	0	0	0	0	0	0
Complaint Substantiated Dependent/Neglect	0	0	0	0	0	0	0	0
Complaint Substantiated Abused	0	0	0	0	0	0	0	0
Complaint Substantiated Mentally Ill	0	0	0	0	0	0	0	0
Informal Adjustment	0	0	0	0	0	0	0	0
Transfer to Adult Court Hearing	0	0	0	0	0	0	0	0
Charges Cleared by Transfer to Adult Court	0	0	0	0	0	0	0	0
Special Proceeding	0	0	0	0	0	0	0	0
Review Concluded	0	0	0	0	0	0	0	0
Case Held Open	0	0	0	0	0	0	0	0
Unknown	0	0	0	0	0	0	0	0
Totals	62	0	0	29	0	0	0	91

**TENNESSEE COUNCIL OF JUVENILE AND FAMILY COURT JUDGES
2008 WASHINGTON COUNTY JUVENILE COURT STATISTICAL DATA**

Formal and Informal Actions by Class of Referral, Race and Sex for CY 2008

	White Male	African American Male	Other Race Male	White Female	African American Female	Other Race Female	Unknown Race or Sex	Total
<u>Illegal Conduct</u>								
Other	78	2	1	35	0	0	0	116
Complaint Substantiated Delinquent	65	0	3	19	0	0	0	87
Dismissed	43	0	0	21	0	0	1	65
Informal Adjustment	36	0	0	14	0	0	1	51
Pretrial Diversion	31	0	0	10	0	0	1	42
Complaint Substantiated Status Offender	7	0	0	7	0	0	0	14
Case Held Open	6	0	0	5	0	0	0	11
Retired / Nolle Prosequi	2	0	0	1	0	0	0	3
Special Proceeding	2	0	0	1	0	0	0	3
Complaint Substantiated Dependent/Neglect	0	0	0	0	0	0	0	0
Complaint Substantiated Abused	0	0	0	0	0	0	0	0
Complaint Substantiated Mentally Ill	0	0	0	0	0	0	0	0
Transfer to Adult Court Hearing	0	0	0	0	0	0	0	0
Charges Cleared by Transfer to Adult Court	0	0	0	0	0	0	0	0
Review Concluded	0	0	0	0	0	0	0	0
Unknown	0	0	0	0	0	0	0	0
Totals	270	2	4	113	0	0	3	392

<u>Status Offenses</u>								
Informal Adjustment	45	1	0	13	0	0	0	59
Dismissed	15	0	0	10	0	1	3	29
Complaint Substantiated Status Offender	9	0	0	12	0	0	0	21
Pretrial Diversion	11	0	0	6	0	0	0	17
Complaint Substantiated Dependent/Neglect	2	0	0	1	0	0	1	4
Other	3	0	0	0	0	0	0	3
Case Held Open	0	0	0	2	0	0	0	2
Special Proceeding	1	0	0	0	0	0	0	1
Retired / Nolle Prosequi	0	0	0	0	0	0	0	0
Complaint Substantiated Delinquent	0	0	0	0	0	0	0	0
Complaint Substantiated Abused	0	0	0	0	0	0	0	0
Complaint Substantiated Mentally Ill	0	0	0	0	0	0	0	0
Transfer to Adult Court Hearing	0	0	0	0	0	0	0	0
Charges Cleared by Transfer to Adult Court	0	0	0	0	0	0	0	0
Review Concluded	0	0	0	0	0	0	0	0
Unknown	0	0	0	0	0	0	0	0
Totals	86	1	0	44	0	1	4	136

**TENNESSEE COUNCIL OF JUVENILE AND FAMILY COURT JUDGES
2008 WASHINGTON COUNTY JUVENILE COURT STATISTICAL DATA**

Formal and Informal Actions by Class of Referral, Race and Sex for CY 2008

	White Male	African American Male	Other Race Male	White Female	African American Female	Other Race Female	Unknown Race or Sex	Total
<u>Dependency/Neglect</u>								
Dismissed	14	0	0	10	0	0	2	26
Special Proceeding	9	0	1	9	1	1	0	21
Complaint Substantiated Dependent/Neglect	2	0	0	3	0	0	0	5
Retired / Nolle Prosequi	0	0	0	0	0	0	0	0
Complaint Substantiated Delinquent	0	0	0	0	0	0	0	0
Complaint Substantiated Status Offender	0	0	0	0	0	0	0	0
Complaint Substantiated Abused	0	0	0	0	0	0	0	0
Complaint Substantiated Mentally Ill	0	0	0	0	0	0	0	0
Informal Adjustment	0	0	0	0	0	0	0	0
Pretrial Diversion	0	0	0	0	0	0	0	0
Transfer to Adult Court Hearing	0	0	0	0	0	0	0	0
Charges Cleared by Transfer to Adult Court	0	0	0	0	0	0	0	0
Review Concluded	0	0	0	0	0	0	0	0
Case Held Open	0	0	0	0	0	0	0	0
Unknown	0	0	0	0	0	0	0	0
Other	0	0	0	0	0	0	0	0
Totals	25	0	1	22	1	1	2	52

<u>Other Violation Proceedings</u>								
Complaint Substantiated Delinquent	13	0	0	9	0	0	0	22
Dismissed	5	0	0	9	0	0	0	14
Other	4	0	0	2	0	0	0	6
Case Held Open	3	0	0	2	0	0	0	5
Special Proceeding	0	0	0	1	0	0	0	1
Retired / Nolle Prosequi	0	0	0	0	0	0	0	0
Complaint Substantiated Status Offender	0	0	0	0	0	0	0	0
Complaint Substantiated Dependent/Neglect	0	0	0	0	0	0	0	0
Complaint Substantiated Abused	0	0	0	0	0	0	0	0
Complaint Substantiated Mentally Ill	0	0	0	0	0	0	0	0
Informal Adjustment	0	0	0	0	0	0	0	0
Pretrial Diversion	0	0	0	0	0	0	0	0
Transfer to Adult Court Hearing	0	0	0	0	0	0	0	0
Charges Cleared by Transfer to Adult Court	0	0	0	0	0	0	0	0
Review Concluded	0	0	0	0	0	0	0	0
Unknown	0	0	0	0	0	0	0	0
Totals	25	0	0	23	0	0	0	48

**TENNESSEE COUNCIL OF JUVENILE AND FAMILY COURT JUDGES
2008 WASHINGTON COUNTY JUVENILE COURT STATISTICAL DATA**

Formal and Informal Actions by Class of Referral, Race and Sex for CY 2008

	White Male	African American Male	Other Race Male	White Female	African American Female	Other Race Female	Unknown Race or Sex	Total
<u>Parentage</u>								
Special Proceeding	40	0	1	51	0	5	3	100
Dismissed	11	0	3	14	0	0	0	28
Other	0	0	1	5	0	0	0	6
Case Held Open	2	0	0	0	0	0	0	2
Retired / Nolle Prosequi	0	0	0	0	0	0	0	0
Complaint Substantiated Delinquent	0	0	0	0	0	0	0	0
Complaint Substantiated Status Offender	0	0	0	0	0	0	0	0
Complaint Substantiated Dependent/Neglect	0	0	0	0	0	0	0	0
Complaint Substantiated Abused	0	0	0	0	0	0	0	0
Complaint Substantiated Mentally Ill	0	0	0	0	0	0	0	0
Informal Adjustment	0	0	0	0	0	0	0	0
Pretrial Diversion	0	0	0	0	0	0	0	0
Transfer to Adult Court Hearing	0	0	0	0	0	0	0	0
Charges Cleared by Transfer to Adult Court	0	0	0	0	0	0	0	0
Review Concluded	0	0	0	0	0	0	0	0
Unknown	0	0	0	0	0	0	0	0
Totals	53	0	5	70	0	5	3	136

Special Proceedings

Other	138	1	1	73	1	0	2	216
Special Proceeding	93	0	3	105	3	5	6	215
Dismissed	62	1	0	39	0	0	1	103
Complaint Substantiated Dependent/Neglect	4	0	0	6	0	0	1	11
Complaint Substantiated Delinquent	7	0	0	3	0	0	0	10
Case Held Open	5	0	0	0	0	0	0	5
Complaint Substantiated Status Offender	0	0	0	1	0	0	0	1
Review Concluded	0	0	0	0	0	1	0	1
Retired / Nolle Prosequi	0	0	0	0	0	0	0	0
Complaint Substantiated Abused	0	0	0	0	0	0	0	0
Complaint Substantiated Mentally Ill	0	0	0	0	0	0	0	0
Informal Adjustment	0	0	0	0	0	0	0	0
Pretrial Diversion	0	0	0	0	0	0	0	0
Transfer to Adult Court Hearing	0	0	0	0	0	0	0	0
Charges Cleared by Transfer to Adult Court	0	0	0	0	0	0	0	0
Unknown	0	0	0	0	0	0	0	0
Totals	309	2	4	227	4	6	10	562

**TENNESSEE COUNCIL OF JUVENILE AND FAMILY COURT JUDGES
2008 WASHINGTON COUNTY JUVENILE COURT STATISTICAL DATA**

Formal and Informal Actions by Class of Referral, Race and Sex for CY 2008

	White Male	African American Male	Other Race Male	White Female	African American Female	Other Race Female	Unknown Race or Sex	Total
Other								
Dismissed	10	0	1	4	0	0	0	15
Complaint Substantiated Delinquent	10	0	1	4	0	0	0	15
Pretrial Diversion	5	0	0	3	0	0	0	8
Special Proceeding	3	0	0	2	0	0	0	5
Review Concluded	2	0	0	0	0	0	0	2
Case Held Open	0	0	0	1	0	0	0	1
Other	0	0	1	0	0	0	0	1
Retired / Nolle Prosequi	0	0	0	0	0	0	0	0
Complaint Substantiated Status Offender	0	0	0	0	0	0	0	0
Complaint Substantiated Dependent/Neglect	0	0	0	0	0	0	0	0
Complaint Substantiated Abused	0	0	0	0	0	0	0	0
Complaint Substantiated Mentally Ill	0	0	0	0	0	0	0	0
Informal Adjustment	0	0	0	0	0	0	0	0
Transfer to Adult Court Hearing	0	0	0	0	0	0	0	0
Charges Cleared by Transfer to Adult Court	0	0	0	0	0	0	0	0
Unknown	0	0	0	0	0	0	0	0
Totals	30	0	3	14	0	0	0	47
All Action Totals	906	6	22	554	5	13	22	1,528

**TENNESSEE COUNCIL OF JUVENILE AND FAMILY COURT JUDGES
2008 WASHINGTON COUNTY JUVENILE COURT STATISTICAL DATA**

Children Transferred to Adult Court by Age at Disposition Date, Race and Sex for CY 2008

Total Children = 823

	White Male	African American Male	Other Race Male	White Female	African American Female	Other Race Female	Unknown Race or Sex	Total	% of All Children Referred
Age Under 1	0	0	0	0	0	0	0	0	0.00%
Age 1	0	0	0	0	0	0	0	0	0.00%
Age 2	0	0	0	0	0	0	0	0	0.00%
Age 3	0	0	0	0	0	0	0	0	0.00%
Age 4	0	0	0	0	0	0	0	0	0.00%
Age 5	0	0	0	0	0	0	0	0	0.00%
Age 6	0	0	0	0	0	0	0	0	0.00%
Age 7	0	0	0	0	0	0	0	0	0.00%
Age 8	0	0	0	0	0	0	0	0	0.00%
Age 9	0	0	0	0	0	0	0	0	0.00%
Age 10	0	0	0	0	0	0	0	0	0.00%
Age 11	0	0	0	0	0	0	0	0	0.00%
Age 12	0	0	0	0	0	0	0	0	0.00%
Age 13	0	0	0	0	0	0	0	0	0.00%
Age 14	0	0	0	0	0	0	0	0	0.00%
Age 15	0	0	0	0	0	0	0	0	0.00%
Age 16	0	0	0	0	0	0	0	0	0.00%
Age 17	0	0	0	0	0	0	0	0	0.00%
Age 18	0	0	0	0	0	0	0	0	0.00%
Age 19 and Over	0	0	0	0	0	0	0	0	0.00%
Totals	0	0	0	0	0	0	0	0	

Total Children Transferred to Adult Court

**TENNESSEE COUNCIL OF JUVENILE AND FAMILY COURT JUDGES
2008 WASHINGTON COUNTY JUVENILE COURT STATISTICAL DATA**

Outcomes by Type Of Disposition, Race and Sex for CY 2008

	White Male	African American Male	Other Race Male	White Female	African American Female	Other Race Female	Unknown Race or Sex	Total
<u>General Action Codes</u>								
Case Dismissed	219	1	4	125	0	1	6	356
Referred to Defensive Driving School	91	2	1	39	0	0	1	134
Supervision / Probation to Juvenile Court	69	1	1	54	0	0	1	126
Released from Probation	75	1	0	41	0	1	3	121
Public Service	64	2	2	31	0	0	1	100
Dismissed from Pretrial Diversion	41	1	0	28	0	1	3	74
Referred for Alcohol and Drug Counseling	34	0	2	16	0	0	0	52
Fine	30	0	1	8	0	0	0	39
Held Open For Review	14	0	0	8	0	0	0	22
Restitution	14	0	1	2	0	0	0	17
No Contact Order	8	1	0	4	0	0	0	13
House Arrest	4	0	0	6	0	0	0	10
Dismissed from Informal Adjustment	5	0	0	2	0	0	0	7
Case Retired or Nolle Prosequi	3	0	0	1	0	0	0	4
Referred for Mental Health Counseling	1	0	0	0	0	0	0	1
Referred to Alcohol Safety School	0	0	0	1	0	0	0	1
Referral to Juvenile Court Educ-Based Pgm	0	0	0	1	0	0	0	1
Placement with City/Cnty Agcy/Facility	0	0	0	1	0	0	0	1
Warned / Counseled	0	0	0	0	0	0	0	0
Probation to Parents	0	0	0	0	0	0	0	0
Referral to Another Entity for Superv/Servc	0	0	0	0	0	0	0	0
Referred to Alternative School	0	0	0	0	0	0	0	0
Referred to Private Child Agency	0	0	0	0	0	0	0	0
Driver's License Held Informally	0	0	0	0	0	0	0	0
Voluntary Placement with DMHMR	0	0	0	0	0	0	0	0
Private Mental Health Placement	0	0	0	0	0	0	0	0
Private MR Placement	0	0	0	0	0	0	0	0
Placement with Relative / Other Individual	0	0	0	0	0	0	0	0
Runaway Returned	0	0	0	0	0	0	0	0
Injunction Other than No Contact Order	0	0	0	0	0	0	0	0
Court Defined Curfew	0	0	0	0	0	0	0	0
Totals	672	9	12	368	0	3	15	1,079

**TENNESSEE COUNCIL OF JUVENILE AND FAMILY COURT JUDGES
2008 WASHINGTON COUNTY JUVENILE COURT STATISTICAL DATA**

Outcomes by Type Of Disposition, Race and Sex for CY 2008

	White Male	African American Male	Other Race Male	White Female	African American Female	Other Race Female	Unknown Race or Sex	Total
<u>Formal Action Codes</u>								
DCS Probation	49	0	2	24	0	0	0	75
DCS Commitment - Custody	24	0	1	8	0	0	1	34
Parental Rights Terminated	6	0	1	9	1	1	1	19
Transfer to Another Juvenile Court for Dispo	13	0	1	3	0	0	0	17
Other Intensive Probation	5	0	0	0	0	0	0	5
Placed Under a Valid Court Order	1	0	0	2	0	0	0	3
DCS Commitment - Determinate	1	0	0	0	0	0	0	1
Parental Rights Not Terminated	1	0	0	0	0	0	0	1
Transferred to Adult Court	0	0	0	0	0	0	0	0
DMHMR Involuntary Commitment	0	0	0	0	0	0	0	0
DCS Commitment - Suspended	0	0	0	0	0	0	0	0
DCS Intensive Probation	0	0	0	0	0	0	0	0
Supervision by DCS	0	0	0	0	0	0	0	0
Totals	100	0	5	46	1	1	2	155

Special Proceedings

Custody Unchanged	58	0	1	70	1	3	5	138
Custody Changed	54	0	2	75	0	4	2	137
Court Costs	49	0	2	12	0	0	1	64
Visitation Changed	25	0	0	34	0	2	0	61
Visitation Unchanged	4	0	0	6	0	0	0	10
Paternity Determined / Child Legitimated	4	0	0	5	0	0	0	9
Child Support Amended	1	0	0	5	0	0	1	7
Child Support Granted	2	0	0	4	0	0	0	6
Order of Reference to DCS	2	0	0	0	0	0	0	2
Foster Care Continued	2	0	0	0	0	0	0	2
Child Support Terminated	0	0	0	1	0	0	0	1
Foster Care Terminated	0	0	0	0	0	0	0	0
Voluntary Acknowledgement of Paternity	0	0	0	0	0	0	0	0
Paternity Not Determ/Child Not Legitimated	0	0	0	0	0	0	0	0
Child Support Denied	0	0	0	0	0	0	0	0
Request for Medical Treatment Granted	0	0	0	0	0	0	0	0
Request for Medical Treatment Denied	0	0	0	0	0	0	0	0
Consent to Marry Granted	0	0	0	0	0	0	0	0
Consent to Marry Denied	0	0	0	0	0	0	0	0
Totals	201	0	5	212	1	9	9	437

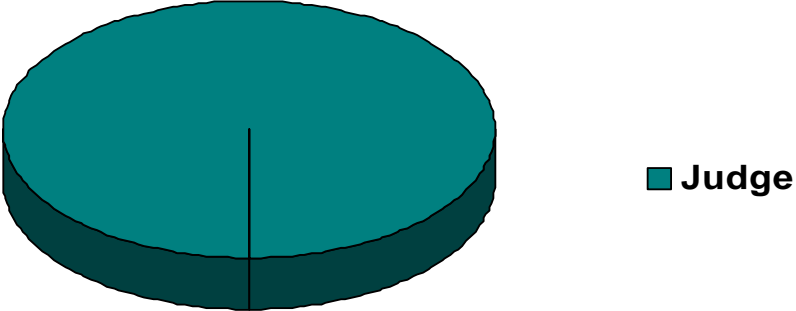
Other Outcome Codes

Other	310	3	8	163	3	3	4	494
Totals	310	3	8	163	3	3	4	494

All Outcome Totals	1,283	12	30	789	5	16	30	2,165
---------------------------	--------------	-----------	-----------	------------	----------	-----------	-----------	--------------

**TENNESSEE COUNCIL OF JUVENILE AND FAMILY COURT JUDGES
 2008 WASHINGTON COUNTY JUVENILE COURT STATISTICAL DATA**

Breakdown of Referrals by Court Personnel Executing the Action in CY 2008



	Referrals	% of Referrals
Judge	1,528	100.00%
Referee	0	0.00%
YSO	0	0.00%
Other	0	0.00%
Total	1,528	100.00%