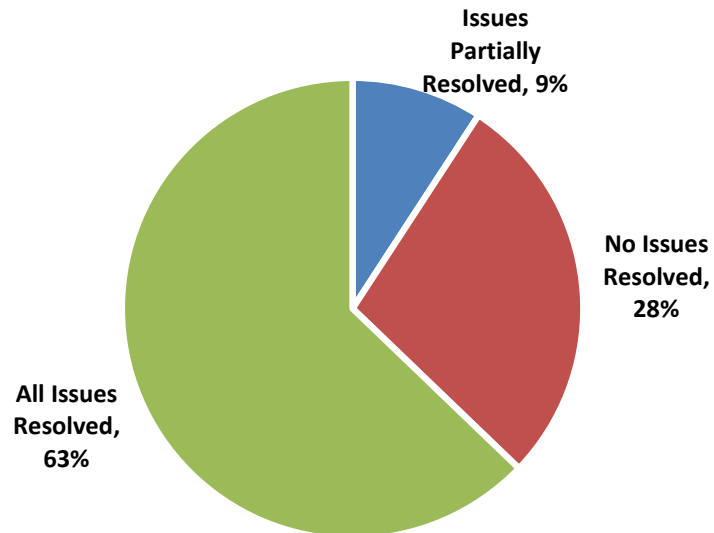




## Issues Resolved July 1, 2017 - Sept. 30, 2017

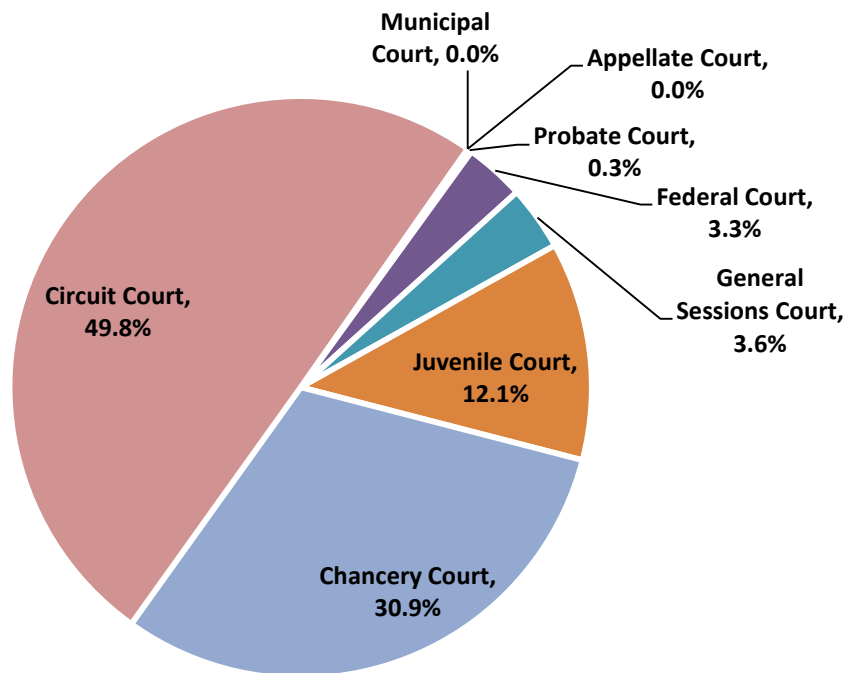
Issues Resolved	%	No. of Mediations
Issues Partially Resolved	9%	141
No Issues Resolved	28%	429
All Issues Resolved	63%	963
<b>Total</b>		<b>1,533</b>





## Court Type July 1, 2017 - Sept. 30, 2017

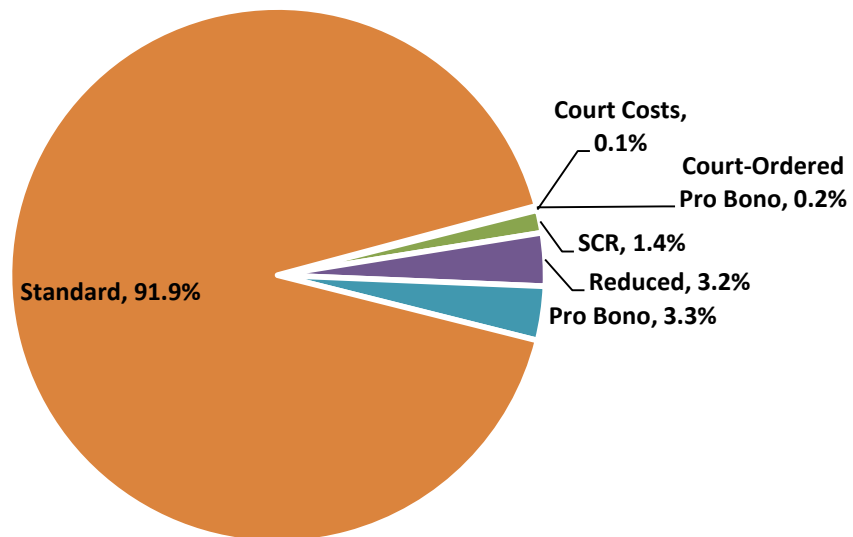
Court Type	%	No. of Mediations
Municipal Court	0.0%	0
Appellate Court	0.0%	0
Probate Court	0.3%	4
Federal Court	3.3%	51
General Sessions Court	3.6%	55
Juvenile Court	12.1%	186
Chancery Court	30.9%	473
Circuit Court	49.8%	764
<b>Total</b>		<b>1,533</b>





### Fee Type July 1, 2017 - Sept. 30, 2017

Fee Type	%	No. of Mediations
Court-Ordered Pro Bono	0.2%	3
Court Costs	0.1%	1
SCR	1.4%	21
Reduced	3.2%	49
Pro Bono	3.3%	50
Standard	91.9%	1,409
<b>Total</b>		<b>1,533</b>





## Dispute Type July 1, 2017 - Sept. 30, 2017

Dispute Type	%	No. of Mediations
Adoption/Surrender	0.1%	1
Appeal from Administrative Hearing	0.0%	0
Conservatorship/Guardianship	0.0%	0
Contract/Debt/Specific Performance	3.0%	46
Damages/Torts Other Than Personal Injury	0.9%	14
Domestic Relations - Child Custody/Visitation Only	15.2%	233
Domestic Relations - Child Support Only	0.7%	10
Domestic Relations - Divorce with Children	20.7%	318
Domestic Relations - Divorce without Children	11.3%	173
Domestic Relations - Post Divorce Issue	9.1%	140
Juvenile Appeal	0.0%	0
Landlord/Tenant	1.2%	19
Legitimation/Paternity	0.7%	11
Medical Malpractice	2.2%	33
Other	7.2%	110
Personal Injury	24.7%	379
Probate/Trust	0.5%	7
Product Liability	0.1%	2
Real Property	1.0%	15
Workers Compensation	0.7%	10
Wrongful Death	0.8%	12
<b>Total</b>		<b>1,533</b>



County	%	No. of Mediations	County	%	No. of Mediations	County	%	No. of Mediations
Anderson	1.0%	15	Hamilton	7.6%	116	Morgan	0.3%	4
Bedford	1.0%	16	Hancock	0.1%	1	Obion	0.5%	7
Benton	0.1%	2	Hardeman	0.3%	4	Overton	0.3%	4
Bledsoe	0.0%	0	Hardin	0.1%	2	Perry	0.1%	2
Blount	2.4%	36	Hawkins	1.1%	17	Pickett	0.0%	0
Bradley	0.6%	9	Haywood	0.1%	2	Polk	0.1%	1
Campbell	0.1%	2	Henderson	0.5%	8	Pre-Suit	2.7%	41
Cannon	0.0%	0	Henry	0.7%	10	Putnam	1.6%	24
Carroll	0.7%	11	Hickman	0.2%	3	Rhea	0.3%	4
Carter	0.9%	14	Houston	0.1%	1	Roane	0.8%	12
Cheatham	0.3%	4	Humphreys	0.2%	3	Robertson	1.5%	23
Chester	0.3%	5	Jackson	0.1%	1	Rutherford	2.0%	30
Claiborne	0.1%	1	Jefferson	0.7%	10	Scott	0.0%	0
Clay	0.0%	0	Johnson	0.1%	2	Sequatchie	0.3%	4
Cocke	0.2%	3	Knox	9.6%	146	Sevier	1.6%	24
Coffee	0.7%	10	Lake	0.1%	1	Shelby	11.5%	175
Crockett	0.1%	1	Lauderdale	0.1%	2	Smith	0.2%	3
Cumberland	0.9%	13	Lawrence	0.4%	6	Stewart	0.3%	4
Davidson	12.1%	184	Lewis	0.2%	3	Sullivan	4.7%	71
DeKalb	0.3%	5	Lincoln	0.9%	13	Sumner	2.5%	38
Decatur	0.2%	3	Loudon	0.7%	10	Tipton	0.5%	7
Dickson	0.7%	11	Macon	0.2%	3	Trousdale	0.0%	0
Dyer	0.6%	9	Madison	1.4%	22	Unicoi	0.3%	4
Fayette	0.4%	6	Marion	0.2%	3	Union	0.2%	3
Fentress	0.1%	1	Marshall	0.7%	10	Van Buren	0.1%	1
Franklin	0.1%	1	Maury	1.5%	23	Warren	0.3%	4
Gibson	0.4%	6	McMinn	0.3%	5	Washington	4.1%	62
Giles	0.3%	5	McNairy	0.1%	2	Wayne	0.1%	2
Grainger	0.3%	4	Meigs	0.1%	1	Weakley	0.3%	5
Greene	1.2%	18	Monroe	0.3%	4	White	0.5%	8
Grundy	0.0%	0	Montgomery	2.8%	42	Williamson	4.9%	74
Hamblen	0.7%	11	Moore	0.1%	2	Wilson	0.5%	8

**Total No. of Mediations: 1533**